THE PAGES BINDED IN THE BOOK ARE NOT IN ORDER

UNIVERSAL
LIBRARY

OU_170677

UNIVERSAL
LIBRARY

THE AMERICAN ILLUSTRATED

MEDICAL DICTIONARY

A NEW AND COMPLETE DICTIONARY OF THE TERMS USED IN MEDICINE, SURGERY, DENTISTRY, PHARMACY, CHEMISTRY, NURSING, VETERINARY SCIENCE, BIOLOGY, MEDICAL BIOGRAPHY, ETC., WITH THE

PRONUNCIATION, DERIVATION, AND DEFINITION

INCLUDING COLLATERAL INFORMATION
OF AN ENCYCLOPEDIC CHARACTER ∴ ∴

BY W. A. NEWMAN DORLAND, A. M., M. D., F. A. C. S.

LIEUT.-COLONEL, M. R. C., U. S. ARMY
MEMBER OF THE COMMITTEE ON NOMENCLATURE AND CLASSIFICATION OF DISEASES OF THE AMERICAN MEDICAL ASSOCIATION; EDITOR OF "AMERICAN POCKET MEDICAL DICTIONARY"

FOURTEENTH EDITION, REVISED AND ENLARGED

WITH THE COLLABORATION OF
E. C. L. MILLER, M. D.
PROFESSOR OF BACTERIOLOGY AND BIOCHEMISTRY, MEDICAL COLLEGE OF VIRGINIA

PHILADELPHIA AND LONDON
W. B. SAUNDERS COMPANY
1927

Copyright, 1900, by W. B. Saunders and Company. Revised, reprinted, and recopyrighted June, 1901. Reprinted November, 1901, and July, 1902. Revised, reprinted, and recopyrighted July, 1903. Reprinted January, 1904, October, 1904, August, 1905, and November, 1905. Revised, reprinted, and recopyrighted July, 1906. Reprinted November, 1906, July, 1907, September, 1907, April, 1908, and September, 1908. Revised, reprinted, and recopyrighted February, 1909. Reprinted January, 1910, and September, 1910. Revised, entirely reset, printed, and copyrighted August, 1911. Reprinted January, 1912. Revised, reprinted, and recopyrighted September, 1913. Reprinted January, 1914, and September, 1914. Revised, reprinted, and recopyrighted August, 1915. Reprinted July, 1916, and December, 1916. Revised, reprinted, and recopyrighted September, 1917. Reprinted March, 1918, September, 1918, and February, 1919. Revised. reprinted, and recopyrighted August, 1919. Reprinted January, 1920, June, 1920, October, 1920, and January, 1921. Revised, reprinted, and recopyrighted August, 1921. Reprinted December, 1921, and March, 1922. Revised, reprinted, and recopyrighted July, 1923. Reprinted August, 1924. Revised, reprinted, and recopyrighted June, 1925. Reprinted July, 1926. Revised, reprinted, and recopyrighted May, 1927

Copyright, 1927, by W. B. Saunders Company

THE USE IN THIS VOLUME OF CERTAIN PORTIONS OF THE TEXT OF THE UNITED STATES PHARMACOPOEIA IS BY VIRTUE OF PERMISSION RECEIVED FROM THE BOARD OF TRUSTEES OF THE UNITED STATES PHARMACOPOEIAL CONVENTION. THE SAID BOARD OF TRUSTEES IS NOT RESPONSIBLE FOR ANY INACCURACY OF QUOTATION NOR FOR ANY ERRORS IN THE STATEMENT OF QUANTITIES OR PERCENTAGE STRENGTHS.

MADE IN U. S. A.

PRESS OF
W. B. SAUNDERS COMPANY
PHILADELPHIA

PREFACE TO THE FOURTEENTH EDITION

IT has been just two years since the thirteenth edition of the Dictionary appeared. During that time the Editorial Staff has revised the volume thoroughly and extensively. Many definitions have been rewritten to bring the terminology in accord with the latest accepted ideas. Over two thousand new words have been added. No effort has been spared to keep the volume fully up-to-date.

The illustrative features have been greatly enlarged in this edition. Over one hundred new cuts have been added with a view to elucidating definitions and emphasizing points that can be well shown in the form of clear cut line drawings.

May, 1927.

PREFACE

THE aim of the author of this work has been to produce, in a volume of convenient size, an up-to-date medical dictionary, sufficiently full for the varied requirements of all classes of medical men. Physicians and students have long felt the need of such a work. The book does not claim to be an encyclopedia: it is a dictionary, a concise and convenient word-book, aiming to furnish full definitions of the terms of medicine and kindred branches, and such collateral information as medical men generally would be likely to look for. The author has sought a middle course between the large, unwieldy lexicon and the abridged students' dictionary, avoiding the disadvantages of each.

Special attention has been given to the wording of definitions, with the intention of making them clear, concise, and yet sufficiently complete. Under the more important headings a considerable amount of collateral descriptive matter has been included. For instance, under each drug are given its composition, sources, properties, uses, and dose; under the more important diseases, an account of their etiology, symptoms, etc.; under the principal organs, a description of their structure and function.

Besides the ordinary dictionary matter, it has seemed desirable to include a large amount of information arranged in tabular form. In addition to the usual anatomic and clinical tables, there will be found specially prepared tables of Tests, Stains and Staining Methods, Methods of Treatment, etc., which, it is believed, will prove of distinct value.

In the arrangement of matter, convenience of consultation has been sought. To this end all phrases consisting of a noun and its qualifying word have been defined under the principal noun: thus, Lateral Sclerosis will be found under Sclerosis; Basifacial Axis, under Axis; Bartholin's Duct, under Duct, etc.

The important features of pronunciation and derivation have received the most careful attention. The system used for expressing the sounds is extremely simple, and yet it indicates with accuracy the exact pronunciation of the words.

The illustrations of the book have been chosen for their practical value in aiding the text, rather than for their pictorial beauty, the intention being to show to the eye what could be only imperfectly described in words.

A special effort has been made to produce a volume of attractive appearance and convenient size, such as a man would want to keep on his desk for constant reference. By the use of a large page with a compact but clear typography it has been possible to furnish an unusually large amount of matter in a volume of handy size.

INDEX TO THE TABLES

INCLUDING IMPORTANT HEADINGS WHERE LARGE NUMBERS OF CORRELATED FACTS ARE GROUPED

	PAGE
Abscesses	20
Acids	27
Alcohols	56
Amputations (*illustrated*)	71
Anesthesia	81
Aneurysms	82
Angles	86
Arches	110
Areas	112
Arteries (*illustrated*)	119
Bacilli (*illustrated*)	153
Bacteria	161
Bandages (*illustrated*)	166
Baths	173
Bodies	191
Bruits	205
Bursæ	209
Calculi	214
Canals	218
Cartilages	230
Casts (*illustrated*)	232
Catheters	235
Cells (*illustrated*)	239
Centers	245
Columns	288
Contractions	296
Convolutions	297
Corpuscles	303
Cultures	316
Currents	320
Cysts	324
Degenerations	335
Diameters (*illustrated*)	350
Diplococci	360
Diseases	362
Disks	368
Dislocations	368
Ducts	375
Elements, Chemic	393
Exanthemata	433
Fascia	443
Fermentations	447
Fevers	449
Fibers	452
Fissures	458
Fistulæ	459
Fluids	462
Foramina	467
Formulæ	469
Fossæ	470
Fractures (*illustrated*)	473
Ganglia	484
Glands	496
Grafts	507
Granules	508
Gyri	515
Hemorrhages	535
Hernias (*illustrated*)	538
Incisions	582
Indexes	584
Inflammation, Varieties of	587
Insanity	591
Isotopes	610
Lamina	632
Laws	638
Layers	641
Lenses	644
Ligaments (*illustrated*)	651
Lines	659
Lobes	667
Membranes	698
Micrococci	724
Mixtures	732
Murmurs	743
Muscles (*illustrated*)	745
Nerves (*illustrated*)	783
Nuclei	807
Oils	815
Operations	824
Paralyses	862
Pelves (*illustrated*)	877
Phenomena	899
Phthisis	908
Placentæ (*illustrated*)	916
Planes	917
Plates	920
Plexuses	924
Points	931
Poisons	937
Positions (*illustrated*)	945
Pregnancy	953
Processes	958
Pulses	978
Radioactive Substances	994
Râles	995
Rays	998
Reactions	999
Reagents	1003
Reflexes	1007
Regions (*illustrated*)	1010
Respiration	1015
Retes	1016
Saccharomyces	1033
Sarcomata	1042
Serums	1063
Signs and Symptoms of Disease	1070
Sinuses	1080
Solutions	1087
Spaces	1093
Spasms	1095
Spinal Cord, Functions of	1102
Spirilla	1105
Spirochæta (*illustrated*)	1105
Splints (*illustrated*)	1110
Stains and Staining Methods	1116
Staphylococci	1130
Strata	1140
Streptococci	1141
Suturfs (*illustrated*)	1160
Symptoms	1166
Syndromes	1168
Tests	1191
Theories	1227
Thermometers, Comparison of	1231
Tinctures	1241
Tissues	1242
Tracts	1252
Treatment, Methods of	1256
Triangles (*illustrated*)	1260
Tubes	1272
Tubercles	1274
Tubules	1277
Tumors	1278
Ulcers	1284
Valves	1304
Veins (*illustrated*)	1309
Vibrio	1319
Waters	1327
Weights and Measures	1329
Zones	1347

Posologic and Therapeutic Table 1352

GREEK ALPHABET

Greek Letter	Name	English Equivalent
Α α	Alpha	a
Β β ϐ	Beta	b
Γ γ	Gamma	g (*hard*)
Δ δ	Delta	d
Ε ε	Epsilon	ĕ (*short*)
Ζ ζ	Zeta	z
Η η	Eta	ē (*long*)
Θ ϑ θ	Theta	th
Ι ι	Iōta	i
Κ κ	Kappa	k
Λ λ	Lambda	l
Μ μ	Mu	m
Ν ν	Nu	n
Ξ ξ	Xi	x
Ο ο	Omicron	ŏ (*short*)
Π π	Pi	p
Ρ ρ	Rho	r
Σ σ ς	Sigma	s
Τ τ	Tau	t
Υ υ	Upsīlon	u or y
Φ φ	Phi	ph
Χ χ	Chi	ch (*hard*)
Ψ ψ	Psi	ps
Ω ω	Omega	ō (*long*)

KEY TO THE PRONUNCIATION

Vowels and consonants have their ordinary English sounds.

Vowels are distinguished as short or long by the fact that a short vowel is followed by a consonant, while a long vowel is not. A vowel followed by a consonant has the short sound; as *dom*, in *ab-dom'in-al*. A vowel which is not followed by a consonant has the long sound, as *do*, in *ab-do'men*.

THE

AMERICAN ILLUSTRATED

MEDICAL DICTIONARY

A. Symbol for *argon;* also abbreviation for *accommodation, acetum, Angstrom unit, anode, anterior,* and *axial.*

a. 1 An abbreviation for *accommodation, ampere, anode, anterior, aqua,* water, and *arteria.* 2. Symbol for *total acidity.*

a- or **an-.** 1. A prefix signifying *without* or *not:* used chiefly in words of Greek origin. 2. A prefix from the Latin, implying separation.

α. The first letter of the Greek alphabet. See *alpha.*

ĀĀ, aā [Gr. *ἀνά* of each] An abbreviation used in prescription-writing, and signifying "of each."

aaa. Abbreviation for *amalgama,* amalgam.

ā a ā disease. Chlorosis ægyptiaca, the hookworm infection of the Ebers Papyrus (Joachim); also thought to be bilharziosis, since the hieroglyph is a phallus (Pfister).

Aaron of Alexandria (a'ron). A physician who lived in the first half of the seventh century. He wrote medical works in the Syriac language, all of which are lost except fragments preserved by Rhazes.

Aaron's sign (ār'onz) [Charles D. *Aaron,* American physician, born 1866]. See under *sign.*

aasmus (a-as'mus) [Gr.]. Asthma.

aatharilal (ah-ath-ar'il-al) [Arabic "bird's foot"]. A North African umbelliferous plant used in leprosy.

A. B. Abbreviation for L. *Ar'tium Bacca'reus,* Bachelor of Arts; also for *axiobuccal.*

ab. A Latin preposition meaning *from:* often used as a prefix.

abaca (ab'ak-ah). Manila hemp; also *Mu'sa texti'lis,* a plant of the Philippines, which produces it.

abactio (ab-ak'she-o) [L.]. Induced abortion.

abactus venter (ab-ak'tus ven'ter) [L.]. Induced abortion.

Abadie's sign (ah-bah-dēz') [1. J. M. *Abadie,* ophthalmologist in Paris, born 1842. 2. Charles Jean Marie *Abadie,* a contemporary physician in Bordeaux]. See under *sign.*

abaissement (ah-bās-maw') [Fr.]. 1. A lowering or a depressing. 2. Couching.

abalienated (ab-āl'yen-a-ted). Mentally deranged.

abaliena'tio men'tis [L.]. Mental derangement; insanity.

abalienation (ab-āl-yen-a'shun) [L. *abaliena'tio*]. Mental derangement.

Abano (ab-a'no), **Pietro di.** A physician and astrologer, 1250–1316, professor of medicine in the University of Padua. Also known as *Petrus Aponus.*

abanon (ab'an-on). A proprietary magnesium phosphotartrate: used as a mild laxative.

abaptiston (ab-ap-tis'ton) [Gr. α priv + *βάπτιστος* plunged]. A trephine so shaped that it will not penetrate the brain.

abarthrosis (ab-ar-thro'sis) [L. *ab* from + *arthro'sis*]. Same as *diarthrosis.*

abarticular (ab-ar-tik'u-lar). Not affecting a joint; remote from a joint.

abarticulation (ab-ar-tik-u-la'shun) [L. *ab* from + *articula'tio* joint]. 1 A dislocation. 2. Same as *diarthrosis.*

abasia (ah-ba'ze-ah) [Gr. α priv. + *βάσις* step]. Inability to walk from a defect of coördination. **a.-asta'sia,** loss of power to stand or to walk because of aboulic ideas (P. Blocq, 1888). **a. atac'tica,** abasia characterized by uncertainty of movement. **choreic a.,** a form due to chorea of the legs. **paralytic a.,** a form due to paralysis, the legs giving away under the weight of the body. **paroxysmal trepidant a.,** abasia-astasia caused by spastic stiffening of the legs on attempting to stand. **spastic a.** Same as *paroxysmal trepidant a.* **trembling a., a. trep'idans,** abasia due to trembling of the legs.

abasic (ah-ba'sik). Pertaining to abasia.

abasin (ab'as-in). Acetylbrom-diethyl-acetylcarbamid, used as a sedative.

abatage, abattage (ah-bah-tahzh') [Fr.]. Slaughter of animals.

abatardissement (ah-bah-tar-dēz-mon') [Fr.]. Deterioration of a race or breed.

abate (ab-āt'). To lessen or decrease.

abatement (ab-āt'ment). A decrease in the severity of a pain or a symptom.

abatic (ab-at'ik). Same as *abasic.*

abattoir (ab-at-wah') [Fr.]. A slaughter-house.

abaxial, abaxile (ab-aks'e-al, ab aks'il) [L. *ab* away from + *ax'is* axis]. Not situated in the axis of the body or of a particular part or organ.

Abbé's condenser or **illuminator** (ah-bēz') [Ernst *Abbé,* German physicist, 1840–1905]. See *condenser.*

Abbe's rings (ab'ēz) [Robert *Abbe,* New York surgeon, born 1851]. See *ring.* **A's string-method.** See *string-method,* under *treatment.*

Abbé-Zeiss counting-cell. See *Thoma-Zeiss.*

Abbot's paste (ab'uts) [William *Abbot,* an English physician, born 1831]. See under *paste.*

Abbott's method (ab'ots). 1. [Alexander C. *Abbott,* bacteriologist in Philadelphia, born 1860]. See under *staining methods, table of.* 2. [Edville Gerhardt *Abbott,* surgeon in Portland, Maine]. See under *method.*

abbreviated (ab-re've-a-ted). Shortened.

A. B. C. Abbreviation for *axiobuccocervical.*

A. B. C. liniment. See *liniment.*

A. B. C. method or **process.** Deodorization of sewage by the addition of alumina, blood, and charcoal.

Abd-el-Malek (abd-el-mah'lek). A Mohammedan physician, born at Basra, about 740 A. D.

Abderhalden's reaction (ahb'der-hal-dens) [Emil *Abderhalden,* German chemist, born 1877]. See *reaction.*

abdom. Abbreviation for *abdomen*

abdomen (ab-do'men) [L., from *ab'dere* to hide]. That portion of the body which lies between the thorax and the pelvis It consists of a cavity (*abdominal cavity*) separated by the diaphragm from the thoracic cavity, and lined with a serous membrane, the peritoneum. This cavity contains the viscera, and is inclosed by a wall (*abdominal wall* or *parietes*) formed by the abdominal muscles, vertebral column, and ilium. It is divided into nine regions by four imaginary lines, of which two pass horizontally around the body (the upper at the level of the cartilages of the ninth ribs, the lower at the top of the crest of the ilium), and two extend vertically on each side of the body from the cartilage of the eighth rib to the center of Poupart's ligament. These regions are· Three upper—left hypochondriac, epigastric, right hypochondriac; three middle —left lumbar, umbilical, right lumbar; three lower—left inguinal, hypogastric, right inguinal. **accordion a.**, a nervous pseudotympany; swelling of the abdomen, due neither to distention with gas nor to a tumor, and appearing and disappearing rapidly. **acute a.**, any acute condition within the abdomen demanding immediate operation. **boat-shaped a.** See *scaphoid a* **carinate a.** Same as *scaphoid a.* **navicular a.**, scaphoid abdomen. **a. ob'stipum**, congenital shortness of the rectus abdominis muscle. **pendulous a.**, a relaxed condition of the abdominal walls **scaphoid a.**, an abdomen whose anterior wall is hollowed out· seen in children with cerebral disease.

abdominal (ab-dom'in-al) [L. *abdomina'lis*]. Pertaining to the abdomen.

abdomino-anterior (ab-dom"in-o-an-te're-or). With the belly forward (noting a position of the fetus in utero).

abdominocentesis (ab-dom"in-o-sen-te'sis) [*abdomen* + Gr. *κέντησις* puncture] Paracentesis of the abdomen.

abdominocystic (ab-dom"in-o-sis'tik) Pertaining to the abdomen and bladder.

abdominogenital (ab-dom"in-o-jen'it-al). Pertaining to the abdomen and the reproductive organs

abdominohysterectomy (ab-dom"in-o-his-ter-ek'to-me). Hysterectomy performed through an abdominal incision.

abdominohysterotomy (ab-dom"in-o-his-ter-ot'-o-me). Hysterotomy performed through an abdominal incision.

abdominoposterior (ab-dom"in-o-pos-te're-or). Having the belly turned backward (noting a position of the fetus in utero).

abdominoscopy (ab-dom"in-os'ko-pe) [L. *abdo'men* belly + Gr. *σκοπεῖν* to inspect]. Inspection or examination of the abdomen; particularly direct examination of the abdominal organs by endoscopy.

abdominoscrotal (ab-dom"in-o-skro'tal). Pertaining to the abdomen and scrotum.

abdominothoracic (ab-dom"in-o-tho-ras'ik). Pertaining to the abdomen and thorax.

abdominous (ab-dom'in-us) Having a large belly.

abdomino-uterotomy (ab-dom"in-o-u-ter-ot'o-me). See *abdominohysterectomy.*

abdominovaginal (ab-dom"in-o-vaj'in-al). Pertaining to the abdomen and the vagina; as, *a.* palpation.

abdominovesical (ab-dom"in-o-ves'ik-al). Pertaining to the abdomen and bladder.

abduce (ab-doos'). To draw away; abduct.

abducens (ab-du'senz) [L. "drawing away"]. 1. The external rectus muscle of the eye 2. The sixth cranial nerve. **a. labio'rum.** See *a. oris.* **a. oc'uli**, the external rectus muscle of the eye. **a. o'ris**, the levator anguli oris muscle.

abducent (ab-du'sent) [L. *abdu'cens*]. Abducting, or effecting a separation.

abduct (ab-dukt') [L. *ab* from + *du'cere* to draw]. To draw away from the median line or from a neighboring part or limb.

abduction (ab-duk'shun) [L. *ab* from + *du'cere* to lead]. The withdrawal of a part from the axis of the body, the act of turning outward, the act of abducting or state of being abducted.

abductor (ab-duk'tor) [L] An abducent muscle or nerve. See *muscles, table of.*

Abe's culture-medium. See under *culture-medium.*

Abée's support (ab'āz) [*Abée,* a contemporary physician in Nauheim]. See *support.*

Abel's bacillus (ah'belz). Bacterium ozænæ.

Abelen's reaction or **test** (ab'el-enz) See under *reaction.*

Abenquefit (ab-en-kwe'fit). An Arab physician in Toledo, 997–1070.

abenteric (ab-en-ter'ik). Situated in a part other than the intestine; as, *a* typhus.

abepithymia (ab-ep-e-thim'e-ah) [L. *ab* off + Gr. *ἐπιθυμία* desire]. Paralysis of the solar plexus.

Abercrombie's degeneration (ab'er-krom-bēz) [John *Abercrombie,* Scotch physician, 1780–1844]. See *degeneration*

Abernethy's fascia, operation, sarcoma, etc. (ab'er-ne-thez) [John *Abernethy,* English surgeon and anatomist, 1764–1831]. See *fascia, operation, sarcoma.*

aberrans (ab-er'anz) [L]. The vas aberrans

aberrant (ab-er'ant) [L *aber'rans; ab* from + *erra're* to wander]. Wandering or deviating from the usual or normal course

aberratio (ab-er-a'she-o). Latin for *aberration* **a. lac'tis**, metastasis of milk secretion **a. tes'tis**, situation of the testis in a part distant from the path which it takes in normal descent

aberration (ab-er-a'shun) [L *ab* from + *erra're* to wander]. 1. Deviation from the usual course. 2. A disordered state of the intellect. 3. Imperfect refraction or focalization in a lens. **chromatic a.**, an unequal refraction of differently colored rays, producing a blurred image **dioptric a.** Same as *spheric a.* **distantial a.**, a blurring of vision due to distance. **lateral a.**, deviation of a ray from the focus measured upon a line perpendicular to the axis at the focus. **longitudinal a.**, deviation of a ray from the focus measured on the axis. **mental a.**, unsoundness of mind, especially one that is not sufficient to constitute insanity. **meridional a.**, the variation of refractive power in different portions of the same meridian of a lens. **newtonian a.** Same as *chromatic a* **spheric a.**, the imperfect focalization of a convex lens, due to the fact that the rays from the periphery come to a focus sooner than the others.

aberrometer (ab-er-om'et-er) [*aberration* + Gr. *μέτρον* measure]. An instrument for measuring errors in delicate experiments or observations.

abevacuation (ab-e-vak-u-a'shun) [L. *ab* from + *evacua'tio* an emptying]. 1. Evacuation that is abnormal in respect of either excess or deficiency. 2. Metastasis.

abeyance (ab-a'ans). A suspension of function or of action; a state of suspended activity.

A. B. G. Abbreviation for *aviobuccogingival.*

Abies (a'be-ēz) [L. "fir"]. A genus of coniferous trees, including the firs and spruces. **A. bal-**

sam'ea, balsam-fir, affords Canada balsam (*terebin'thina canaden'sis*). **A. canaden'sis,** the hemlock tree, yields Canada pitch (*pix canaden'sis*), the astringent extract of hemlock, and the volatile oil of hemlock. Dose of fluidextract (Geddes), 5–10 min. (0.333–0.666 c.c); of liquid extract (B. P.), 15–40 min. (1–2 666 c.c.); of *glycerinum abietis* (B. P), 60–120 min. (4–8 c c.). **A. excel'sa,** Norway spruce, affords Burgundy pitch (*pix burgun'dica*).

abietate (ab-i'et-āt) A salt of abietic acid.

abietene (ab-i'et-ēn). See *heptane*.

abietic acid (ab-i-et'ik). See under *acid*. **a. a. anhydrid,** the principal constituent of rosin.

abietin (ab-i'et-in) A resin, $C_{53}H_{76}O_8$, from various species of fir and pine.

abietite (ab-i'et-īt) A sugar, $C_6H_8O_3$, from *A'bies pectina'ta*, the silver fir of Europe.

abijon (ab'i-jon). A proprietary sterile milk in ampules for injection in non-specific protein therapy.

abiochemistry (ab"i-o-kem'is-tre) [Gr. *a* neg + *βios* life + *chemistry*]. Inorganic chemistry as distinguished from the chemistry of vital processes.

abiogenesis (ab"i-o-jen'es-is) [Gr. *a* priv. + *βios* life + *γένεσις* generation] The hypothetic production of life from matter not alive; spontaneous generation.

abiogenetic, abiogenous (ab"i-o-jen-et'ik, ab-i-oj'en-us) Pertaining to, or marked by, spontaneous generation.

abiologic (ab"i-o-loj'ik) [Gr. *a* priv. + *βios* life + *λόγος* treatise] Not pertaining to biology.

abiology (ab-bi-ol'o-je). The study of non-living things, anorganology.

abionarce (ab-i-o-nar'se) [Gr. *a* neg + *βios* life + *νάρκη* stupor]. Inactivity due to infirmity.

abionergy (ab-i-on'er-je) [Gr *a* priv. + *βios* life + *ἔργον* work]. See *abiotrophy*.

abiophysiology (ab"i-o-fiz-e-ol'o-je) [Gr *ἄβιος* lifeless + *physiology*]. The study of inorganic processes in living organisms.

abiosis (ab-i-o'sis) [Gr *a* neg. + *βios* life]. Absence or deficiency of life.

abiotic (ab-i-ot'ik). Incapable of living; antagonistic to life.

abiotrophia (ab-i-o-tro'fe-ah). Abiotrophy.

abiotrophy (ab-i-ot'ro-fe) [Gr. *a* neg + *βios* life + *τροφή* nutrition] Trophic failure; degeneration or failure of vitality resulting in loss of specific resistance, etc. Called also *abionergy* and *hypotrophy*.

abirritant (ab-ir'it-ant) [L. *ab* from + *ir'ritans* irritating]. Diminishing or relieving irritation; soothing.

abirritation (ab-ir-it-a'shun) [L. *abirrita'tio*]. Diminished responsiveness to stimulation atony.

abirritative (ab-ir'it-a-tiv). Reducing irritability, soothing.

abiuret (ah-bi-u'ret) [Gr. *a* not + *biuret*]. Not giving the biuret reaction.

A. B. L. Abbreviation for *axiobuccolingual*.

ablactation (ab-lak-ta'shun) [L *ablacta'tio*, from *ab* from + *lacta're* to give milk] The weaning of a child or the cessation of milk secretion

ablastemic (ah-blas-tem'ik) [Gr. *a* priv. + *βλάστημα* a shoot] Not concerned with germination.

ablate (ab-lāt') [L. *abla'tus* removed]. To remove, especially by cutting.

ablatio (ab-la'she-o) [L.]. Ablation. **a. placen'tæ,** premature detachment of a normal placenta. **a. ret'inæ,** detachment of the retina.

ablation (ab-la'shun) [L. *abla'tio*]. Removal of a part, especially by cutting

ablepharia, ablepharon (ah-blef-a're-ah, ah-blef'ar-on) [Gr. *a* priv + *βλέφαρον* eyelid]. Total or partial absence of the eyelids.

ablepharous (ah-blef'ar-us) [Gr. *a* priv. + *βλέφαρον* eyelid]. Having no eyelids.

ablephary (ah-blef'ar-e). Same as *ablepharia*.

ablepsia (ah-blep'se-ah) [Gr. *a* priv. + *βλέπειν* to see]. Lack or loss of sight; blindness.

ablepsy (ah-blep'se). Same as *ablepsia*.

abluent (ab'lu-ent) [L *ab* from + *lu'ens* washing]. 1. Detergent or cleansing. 2. A cleansing agent.

ablution (ab lu'shun) [L. *ablu'tio* a washing]. The act of washing or cleansing.

abman (ab'man) [L. *ab* from + *ma'nus* hand]. Anything which is believed to act as a carrier for manefluvium.

abmortal (ab-mor'tal). Situated or directed away from a dead or injured part.

abnerval (ab-ner'val). Passing from a nerve to and through a muscle· said of electric currents.

abneural (ab-nu'ral) [L. *ab* away from + Gr. *νεῦρον* nerve] Distant from the central nervous system; ventral

abnormal (ab-nor'mal) [L. *ab* from + *nor'ma* rule]. Not normal; contrary to the usual structure or condition.

abnormality, abnormity (ab-nor-mal'it-e, ab-nor'mit-e). 1. The quality or fact of being abnormal. 2. A malformation.

abocclusion (ab-ok-lu'zhun). The relation of the teeth of a dentition in which the mandibular teeth are not in contact with the maxillary teeth.

aboiement (ah-bwah-maw') [Fr.]. The utterance of barking sounds.

abomasitis (ab-o-mas-i'tis). Inflammation of the abomasum.

abomasum, abomasus (ab-o-ma'sum, ab-o-ma'sus) [L. *ab* from + *oma'sum* paunch]. The fourth stomach of a ruminant animal.

aborad (ab-o'rad). In an aboral direction.

aboral (ab-o'ral). Opposite to, or remote from, the mouth.

abort (ab-ort') [L. *abor'tus* abortive]. 1. To miscarry. 2. To bring to an end before full development. 3. An abortion.

aborticide (ab-or'tis-īd) [L. *abor'tus* abortion + *cæ'dere* to kill]. 1. The killing of a fetus within the uterus. 2. An agent which causes abortion and kills the fetus

abortient (ab-or'shent) [L. *ab* from + *ori'ri* to grow]. Same as *abortifacient*.

abortifacient (ab-or-tif-a'shent) [L. *abor'tio* abortion + *fa'cere* to make] 1. Causing abortion. 2. An agent which causes abortion.

abortin (ab-or'tin). A glycerin extract of the *Bacterium abortum*, prepared and used as is tuberculin, but in the diagnosis of contagious abortion of cattle. **a. reaction** or **test.** See under *test*.

abortion (ab-or'shun) [L. *abor'tio*] 1. The expulsion of the fetus before it is viable. 2. Premature stoppage of a morbid or a natural process. **accidental a.,** that which is due to accident. **ampullar a.,** a variety of tubal abortion occurring from the ampulla of the oviduct. **artificial a., induced a.,** that which is brought on purposely. **contagious a.,** an infectious disease of cows resulting in abortion, and thought to be caused by the Bang bacillus. Called also *warping*. **criminal a.,** that which is not necessary for therapeutic reasons. **embryonic a.,** that which occurs before the fourth month. **fetal a.,** that which takes place after the fourth month. **habitual a.,** that which is repeated in successive pregnancies. **incomplete a.,** that which is followed by retention of the placenta. **induced a.,** abortion brought on intentionally. **inevitable a.,** the condition in which expulsion of the fetus has progressed to such a point that the abortion cannot be prevented. **infectious a.** Same as *contagious a.* **justifiable a.,** abortion induced to save the life of the mother. **missed a.,** one in which the

fetus or embryo is dead, but not expelled for two weeks. **ovular a.**, that which occurs within the first three weeks. **spontaneous a.**, abortion occurring naturally. **therapeutic a.**, abortion induced to save the life of the mother. **threatened a.**, the appearance of signs of the premature expulsion of the fetus. **tubal a.**, rupture of an extra-uterine pregnancy through the fimbriated extremity of the fallopian tube.

abortionist (ab-or'shun-ist). One who makes a business of producing criminal abortions.

abortive (ab-or'tiv) [L. *aborti'vus*]. 1. Prematurely born; incompletely developed. 2. Effecting an abortion, abortifacient.

abortus (ab-or'tus) [L.]. An aborted fetus; abortion.

abouchement (ah-boosh-maw') [Fr.]. The termination of a vessel in a larger one.

ab-oukine. The native name in Gaboon of *frambesia.*

aboulia, aboulomania. See *abulia, abulomania.*

abrachia (ah-bra'ke-ah) [Gr. *α* priv. + *βραχίων* arm]. The condition of being without arms.

abrachiocephalia (ah-bra''ke-o-sef-a'le-ah) [Gr. *α* priv. + *βραχίων* arm + *κεφαλή* head]. A monstrosity characterized by absence of arms and head.

abrachiocephalus (ah-bra''ke-o-sef'al-us). A monster fetus without arms or head.

abrachius (ah-bra'ke-us). [See *abrachia*] A fetus born without arms.

abradant (ab-ra'dant). Anything which produces abrasion.

abrade (ab-rād'). To rub away the external covering or layer of a part.

Abrahams' sign (a'brah-hamz) [Robert *Abrahams*, New York physician, born 1864]. See under *sign.*

Abrami's disease (ah-brahm'ēz). See *Widal-Abrami disease*, under *disease.*

Abrams' reflex, treatment (a'bramz) [Albert *Abrams*, physician in San Francisco, 1864–1924]. See under *reflex* and *treatment.*

abra'sio cor'neæ. A rubbing off of the superficial layers of the cornea.

abrasion (ab-ra'zhun) [L. *abra'sio*]. 1. A rubbing or scraping off. 2. A spot rubbed bare of skin or mucous membrane. 3. In dentistry, the mechanical wearing away of tooth substance.

abrasive (ab-ra'siv). Causing abrasion; a substance used for abrading.

abrastol (ab-ras'tol). Same as *asaprol.*

abrazine (ab-ra'zin). A proprietary preparation used for abrading in dentistry.

abreaction (ab-re-ak'shun) [L. *ab* away + *reaction*]. The process of working off a disagreeable experience by living through it again in speech and action in the presence of the psychanalyst. Called also *psychocatharsis* and *catharsis.*

abrin (a'brin). A very poisonous principle or phytotoxin from the seeds of jequirity, *A'brus precato'rius.*

abrism (a'brizm). Poisoning by jequirity.

Abroma (ab-ro'mah) [L.]. A genus of sterculiaceous trees. *A. augus'ta*, of southern Asia, affords a viscid juice serviceable in dysmenorrhea. Dose of fresh root, ½ dr (2 gm).

abrotanum (ab-rot'an-um) [L.; Gr. *ἀβρότονον*]. A plant, *Artemis'ia abrot'anum*, southernwood, or lad's love: a tonic, stimulant, vulnerary, and vermifuge. Dose of fluidextract, 10–20 min. (0.666–1.333 c.c.). See *Artemisia.*

abrotin (ab'ro-tin). A crystalline alkaloid, $C_{21}H_{22}NO$, from *Artemisia abrotanum*

abrup'tio placen'tæ. Premature detachment of the placenta.

Abrus (a'brus) [L.; Gr. *ἁβρός* delicate]. A genus of leguminous plants. *A. precato'rius*, or jequirity, has poisonous seeds: the infusion is strongly irritant to the eyes, and is used in granular ophthalmia. See *jequirity.*

A. B. S. pill. See under *pill*

Abs. feb. Abbreviation for L. *absen'te feb're*, when fever is absent.

abscess (ab'ses) [L. *absces'sus* a going away]. A localized collection of pus in a cavity formed by the disintegration of tissues. **acute a., hot a.,**

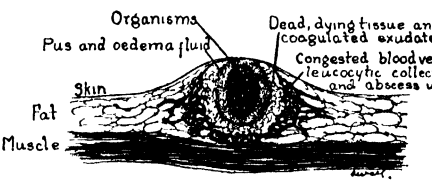

Abscess diagram of tissue changes (Woolf).

one which runs a relatively short course, producing some fever and a painful local inflammation. **alveolar a.**, inflammation of the alveolus of the gum with cellular necrosis and pus-formation. Called also *dento-alveolar a.* **amebic a., amœbic a.**, a suppurative hepatitis caused by *Entamœba (Loeschia) histolytica.* Called also *hepatic a.* and *entamebic a.* **anorectal a.**, abscess of the cellulo-adipose tissue near the anus. **apical a.**, an abscess situated at the apex of the root of a tooth. **arthrifluent a.**, a wandering abscess which has its point of origin in a diseased joint. **atheromatous a.**, an area of softening in the wall of a blood-vessel occurring as a result of sclerotic endarteritis. **bartholinian a.**, an abscess of Bartholin's gland. **Bezold's a.** See *von Bezold's a.* **bicameral a.**, one which has two chambers or pockets. **biliary a.**, abscess of the gall bladder. **blind a.** See *peri-apical a.* and *dental granuloma*, under *granuloma* **Brodie's a.**, a tubercular inflammation and ulceration of the head of a bone, especially of the tibia. **bursal a.**, one occurring in a bursa **canalicular a.**, a mammary abscess communicating with a milk-duct **carniform a.**, a hard sarcoma of a joint. **caseous a.**, one that contains cheesy matter. **cerebral a.**, an abscess in the brain substance. **chronic a.** Same as *cold a.* **circumtonsillar a.**, quinsy. **cold a.**, one of comparatively slow development with little evidence of inflammation. **congestive a.**, an abscess which, because of the resistance of the tissues, cannot gather, but forms at a point distant from the seat of inflammation. **constitutional a.**, one that results from a general disease, like pyemia, tuberculosis, or erysipelas. **critical a.**, one that appears to mark or determine a crisis. **Delpech's a.**, rapidly developing abscess with great prostration, but little fever. **dental a.**, an alveolar abscess. **dento-alveolar a.**, an abscess at the apex of the root of a tooth, due to death of the pulp. **diffuse a.**, one the pus of which, or a part of it, is widely diffused in the surrounding tissues **Douglas's a.**, an abscess in Douglas's pouch **dry a.**, one which disappears without pointing or breaking. **Dubois's a.**, abscess of the thymus in congenital syphilis. **embolic a.**, one formed in the clot of an embolus **entamebic a.** See *amebic a* **fecal a., stercoraceous a.**, one which communicates with the large intestine and contains feces. **filarial a.**, an abscess caused by filaria. **fixation a.**, an abscess produced artificially (as by the injection of turpentine) for the purpose of attracting and fixing at the site of the abscess the bacteria of an acute infection. **Fochier's a.** Same as *fixation a.* **fungal a.**, abscess caused by a fungus, such as Nocardia. **gangrenous a.**, one attended with gangrene of the surrounding parts **gas a., tympanitic a.**, one which contains gas. **gingival a.**, a parietal abscess situated in the cemental gingiva or in gingival tissue overlying a periclasial pocket. **gravitation a., gravity a.**, an abscess

in which the pus migrates or gravitates to a lower or deeper portion of the body. **helminthic a.**, abscess caused by a worm, such as filaria or ascaris. **hemorrhagic a.**, one which contains blood. **hepatic a.**, abscess of the liver. See *amebic a.* **hypostatic a.** See *wandering a.* **idiopathic a.** one due to local causes. **ischiorectal a.**, one seated in the ischiorectal fossa. **lacrimal a.**, an abscess in the areolar tissue around the lacrimal sac. **lacunar a.**, an abscess in the lacunæ of the urethra **lumbar a.**, an abscess of the lumbar region· a psoas abscess **mammary a.**, abscess of the mammary gland. **marginal a.**, abscess near the orifice of the anus. **mastoid a.**, suppuration within the cells of the mastoid portion of the temporal bone **mediastinal a.**, suppuration in the mediastinum. **metastatic a.** See *embolic a.* **miliary a.**, one of a set of small multiple abscesses. **milk a.**, an abscess of the mammary gland during lactation. **multiple a.**, one of a set of many abscesses usually accompanying pyemia. **mural a.**, an abscess in the abdominal wall after laparotomy. **nocardial a.**, an abscess caused by species of Nocardia. **ossifluent a.**, an abscess dependent on a breaking down of bone tissue. **Paget's a.**, an abscess recurring about the residue of a former abscess; a residual abscess. **parametric a.**, **parametritic a.**, an abscess between the folds of the broad ligament of the uterus. **paranephric a.**, **paranephritic a.**, an abscess in the tissues around the kidney. **parietal a.**, a periodontal abscess originating in the periodontal tissue at some point other than the pulpal foramen **peri-apical a.**, an abscess at the apex of the root of a tooth; a blind abscess. A periodontal abscess arising from the dental pulp. **pericemental a.**, a parietal abscess situated in the pericemental tissue which has undergone no previous loss of continuity and which is not an extension of a periclasial pocket. **peridental a.** Same as *periodontal a.* **perinephric a.**, **perinephritic a.**, an abscess in the tissues immediately around the kidney. **periodontal a.**, an infection of the periodontal tissue, whose inflammatory exudate drains elsewhere than through the gingival crevice. It includes peri-apical and parietal abscesses **peripleuritic a.**, an abscess beneath the parietal pleura. **periproctic a.**, an abscess in the areolar tissue around the rectum. **peritoneal a.**, an encysted mass of exudate in peritonitis. **peritonsillar a.**, quinsy. **phlegmonous a.**, one associated with an inflammation seated in the connective tissues **postcecal a.**, an abscess sometimes occurring in appendicitis. **post-typhoid a.**, a chronic abscess following typhoid fever. **Pott's a.**, Pott's disease of the hip. **primary a.**, one formed at the seat of a pyogenic infection. **protozoal a.**, abscess caused by a protozoan. **psoas a.**, one which arises from disease of the lumbar or lower dorsal vertebræ, the pus descending in the sheath of the psoas muscle. **pulmonary a.**, an abscess of the lungs. **pyemic a.**, a constitutional abscess due to pyemia. **residual a.**, one seated near the residue of a former inflammation. **retroperitoneal a.** Same as *subperitoneal a.* **retropharyngeal a.**, a suppurative inflammation of the lymph-nodes in the posterior and lateral walls of the pharynx. **root a.**, dental granuloma, a mass of granulation tissue on the root of a tooth forming a focus of infection. **scrofulous a.**, **strumous a.**, one due to the tubercle bacillus. **septal a.**, an abscess at the proximal surface of the root of a tooth. **serous a.** Same as *periostitis albuminosa.* **shirt-stud a.**, a superficial abscess connected with a deeper one by a passage. **splenic a.**, an abscess of the spleen. **stercoraceous a.**, **stercoral a.**, an abscess containing feces. **sterile a.**, an abscess which contains no microorganisms. **stitch a.**, one which develops at or near a stitch or suture. **streptococcal a.**, an abscess caused by streptococci. **subaponeurotic a.**, an abscess beneath an aponeurosis or fascia. **subdiaphragmatic a.**, an abscess beneath the diaphragm. **submammary a.**, an abscess beneath the mammary gland **subperitoneal a.**, an abscess between the parietal peritoneum and the abdominal wall. **subphrenic a.**, an abscess beneath the diaphragm. **suprahepatic a.**, an abscess situated in the suspensory ligament between the liver and the diaphragm. **thecal a.**, an abscess in the sheath of a tendon. **tonsillar a.**, acute suppurative tonsillitis or quinsy. **traumatic a.**, an abscess provoked by injury. **tropical a.**, an abscess of the liver due to long residence in a tropical climate. **tympanitic a.**, an abscess that contains gas. **tympanocervical a.**, an abscess arising in the tympanum and extending to the neck. **urinary a.**, an abscess caused by extravasation of urine. **urinous a.**, one which contains pus mixed with urine. **verminous a.**, one which contains insect larvæ or other animal parasites. **von Bezold's a.**, abscess resulting from a mastoiditis by perforation of the mastoid wall, with extension into the digastric fossa, and thence to the tissues of the lateral aspect of the neck. **wandering a.**, one that burrows in the tissues and finally points at a considerable distance from the place where it started.

abscess-root. The root of the Greek valerian, *Polemo'nium reptans:* stimulant, alterative, and expectorant. Dose of fluidextract, ½–2 dr. (1.85–7.4 c.c).

abscissa (ab-sis'ah), pl. *abscissæ* [L., from *ab* away + *scin'dere* to cut]. Any one of a set of transverse lines cutting vertical ones (ordinates), to show in a diagram the relations of a series of parts.

abscission (ab-sish'un) [L. *ab* from + *scin'dere* to cut]. Removal by cutting. **corneal a.**, excision of the prominence of the cornea in staphyloma.

absconsio (ab-skon'se-o), pl. *absconsio'nes* [L.]. The cavity of a bone receiving and concealing the head of another bone.

absinthe (ab'sinth or ahb sant') [Fr]. A liqueur containing oil of wormwood. See *absinthium.*

absinthin (ab-sin'thin). A poisonous bitter principle, $C_{20}H_{30}O_4$, from wormwood (*absinthium*).

absinthism (ab-sin'thizm) A diseased condition, like alcoholism, due to continued use of absinthe.

absinthium (ab-sin'the-um) [L; Gr. *ἀψίνθιον*]. Wormwood: the leaves and tops of *Artemis'ia absin'thium.* It is a gastric tonic, cardiac stimulant, and anthelmintic. Dose of infusion, ½–1 fluidounce (15–30 c.c.). **oil of a.**, the volatile oil of wormwood, or *Artemis'ia absin'thium.*

absinthol (ab-sin'thol) [L *absin'thium* wormwood + *o'leum* oil]. A liquid camphor, $C_{10}H_{10}O$, from oil of wormwood.

absolute (ab'so-lūt) [L *absolu'tus*, from *absol'vere* to set loose] Free from limitations; unlimited; uncombined. **a. alcohol**, etc. See *alcohol*, etc.

absorbefacient (ab-sor-be-fa'shent) [L. *absorbe're* to absorb + *fa'cere* to make]. 1. Causing or promoting absorption. 2. A medicine or an agent that promotes absorption.

absorbent (ab-sor'bent) [L. *absor'bens*, from *ab* away + *sorbe're* to suck]. 1. Sucking up, or taking up by suction. 2. A lacteal, lymphatic, or other absorbing vessel. 3. A medicine or dressing that promotes absorption.

absorptiometer (ab-sorp-she-om'et-er) [*absorption* + Gr. *μέτρον* measure]. A device for measuring the layer of liquid absorbed between two glass plates: used as a hematoscope.

absorption (ab-sorp'shun) [L. *absorp'tio*]. The taking up of fluids or other substances by the skin, mucous surfaces, or absorbent vessels. **disjunctive a.**, the process by which a slough separates from healthy tissue by the absorption of the thin layer of the latter, which is in direct contact with the necrosed portion. **interstitial a.**, removal of waste matter by the absorbent system. **pathologic a.**, **pathological a.**, the absorp-

tion into the blood of any bodily excretion or morbid product, such as the bile, pus, etc.

absorptive (ab-sorp'tiv). Capable of absorbing.

Abst., Abstr. Abbreviation for *abstract.*

abstergent (ab-ster'jent) [L. *abstergе're* to cleanse]. 1. Cleansing or purifying. 2. A cleansing application or medicine.

abstract (ab'strakt) [L. *abstrac'tum*, from *abstra'here* to draw off]. A powder made from a drug or its fluidextract with milk-sugar, and brought to twice the strength of the original drug or extract.

abstraction (ab-strak'shun) [L *abstrac'tio*]. 1. The withdrawal of any ingredient from a compound. 2. The letting of blood.

abterminal (ab-ter'min-al) [L. *ab* from + *ter'minus* end]. Moving from the terminus toward the center: said of electric currents in muscular substance.

abulia (ah-bu'le-ah) [Gr. α neg. + βουλή will]. Loss or deficiency of will-power. **cyclic a.**, abulia occurring periodically.

abulic (ah-bu'lik). Affected with or pertaining to abulia.

Abulkasim (ah-bool-kas'im). The most famous Arabic writer upon surgery. He is supposed to have practised medicine in Cordova and to have died about 1110 A. D. He wrote a comprehensive work upon medicine and surgery in 30 parts, entitled "Altasrif."

Abulkasis (ah-bool-kas'is). See *Abulkasim.*

abulomania (ah-bu-lo-ma'ne-ah) [*abulia* + Gr. μανία madness]. Mental disorder characterized by weakness of the will or indecision of character.

abutment (ab-ut'ment). A supporting structure to sustain lateral pressure; applied in dentistry to the anchorage tooth for a bridge.

Abwehrfermente (ahb-vār'fehr-men-te) [Ger.]. Protective ferments. See under *ferment.*

A. C. Abbreviation for *air conduction, alternating current, anodal closure,* and *axiocervical.*

a. c. Abbreviation for L. *an'te ci'bum,* before meals.

a-c., A-C. Abbreviation for *auriculocarotid* and *atriocarotid.* **a-c. interval.** See under *interval.*

acacanthrax (ak-ak-an'thraks) [Gr. ἄκακος not bad + *anthrax*]. Non-specific anthrax.

Acacia (ak-a'shc-ah) [L.; Gr. ἀκακία]. A genus of leguminous trees of many species, some of which produce gum arabic and others catechu. **A. anthelmin'tica.** See *mussanin*

acacia (ak-a'shah). Gum arabic, a dry, gummy exudate from the stems and branches of *A. sen'egal* and other species: it is used in preparing mucilage and in pharmacy as a vehicle. It is serviceable as a demulcent. Its official preparation is the mucilage (*mucilago acaciæ*): used mainly as a vehicle

acalculia (ah-kal-ku'le-ah). Inability to do mathematical calculations.

Acalypha (ak-al'if-ah) [L., from Gr. ἀκαλῦφής uncovered]. A genus of euphorbiaceous plants, many of which are actively medicinal. *A. in'dica,* an herb of southern Asia, is purgative, emetic, and antiarthritic. Dose of fluidextract, 10–60 min. (0.666–4 c.c.). The juice (*succus acalyphæ*) is given to infants in doses of 60 min. (4 c.c).

acampsia (ah-kamp'se-ah) [Gr. α neg. + κάμπτειν to bend]. Rigidity or inflexibility of a part or of a joint.

acanthaceous (a-kan-tha'shus) [Gr. ἄκανθα thorn]. Bearing prickles.

Acanthap'sis sul'cipes. A bug related to *Lamus* and thought to be the transmitter of a form of endemic goiter in tropical Africa.

acanthesthesia (ak-an-thes-the'se-ah) [Gr. ἄκανθα thorn + αἴσθησις sensation]. Perverted sensibility with a feeling as of a sharp point.

Acan'thia lectula'ria. The bedbug. See *Cimex.*

acanthion (ak-an'the-on) [Gr. "little thorn"]. A point at the base of the anterior nasal spine.

Acanthobdellidea (ak-an''tho-bdel-id'e-ah). An order of the class Hirudinea, characterized by the presence of spines on the surface of the body.

Acanthocephala (ak-an-tho-sef'al-ah) [Gr. ἄκανθα spine + κεφαλή head]. An order of nematode animal parasites, the thorn-head worms, so-called because of the proboscis which projects anteriorly, and is covered with thorn-like recurved spines for attachment to the host. There are two important genera, *Gigantorhynchus* and *Echinorhynchus.*

acanthocephaliasis (ak-an''tho-sef-al-i'as-is). Infestation with any species of the order Acanthocephala.

Acanthocheilonema per'stans (ak-an-to-ki-lo-ne'mah). A filarial nematode up to 80 mm. long found in Africa so abundantly that in some parts 90 per cent. of the people are infected. The adult forms live mostly in the connective tissue of the mesentery, behind the peritoneum and in the capsule of the kidney, while the larval forms are in the peripheral blood It is not known to cause any symptoms. Formerly called *Filaria perstans.*

acanthokeratodermia (ak-an''tho-ker-at-o-der'me-ah) [Gr. ἄκανθα prickle + κέρας horn + δέρμα skin]. Hyperkeratosis

acantholysis (ak-an-thol'is-is) [Gr. ἄκανθα prickle + λύσις a loosening]. Atrophy and detachment of the prickle layer of the skin (Auspitz).

acanthoma (ak-an-tho'mah), pl *acantho'mata* [Gr. ἄκανθα prickle + ομα tumor]. A tumor or excessive local development of the stratum granulosum of the skin. **a. adenoi'des cys'ticum,** a condition marked by edema of the sweat-glands. **a. alveola'ris,** epithelioma **a. inguina'le.** See *papilloma inguinale tropicum.* **a. verruco'sa seborrho'ica,** senile warts.

acanthopelvis, acanthopelyx (ak-an-tho-pel'vis, ak-an-thop'e-lix) [Gr. ἄκανθα spine + πέλυξ pelvis]. A pelvis with the crest of the pubes very sharp.

Acanthophace'tus reticula'tus. A small fish of Barbadoes which is very efficient in destroying mosquito larvæ called also *millions.*

acanthosis (ak-an-tho'sis) [Gr. ἄκανθα spine]. Any disease of the prickle-cell layer of the skin. **a. nig'ricans,** general and abnormal pigmentation of the skin with papillary growths (Pollitzer and Janovsky, 1890). See *keratosis nigricans.*

acapnia (ah-kap'ne-ah) [Gr α neg. + καπνός smoke]. A condition of diminished carbon dioxid in the blood.

acapnial (ah-kap'ne-al). Marked by acapnia.

acardia (ah-kar'de-ah) [Gr α priv. + καρδία heart]. Congenital absence of the heart.

acardiac (ah-kar'de-ak). [See *acardia.*] 1. Having no heart. 2. An acardiacus.

acardiacus (ah-kar-dē'ak-us) [L.]. An acardiac monster-fetus. **a. amor'phus, a. an'ceps,** a monster with a rudimentary head, extremities, and heart

acardiohemia (ah-kar''de-o-he'me-ah) [Gr. α neg. + καρδία heart + αἷμα blood]. Lack of blood in the heart.

acardionervia (ah-kar''de-o-ner've-ah) [Gr. α neg. + καρδία heart + L. *ner'vus* nerve]. Lack of nerve stimulus to the heart.

acardiotrophia (ah-kar''de-o-tro'fe-ah) [Gr. α neg. + καρδία heart + τροφή nutrition]. Atrophy of the heart.

acardius (ah-kar'de-us) [Gr. α neg. + καρδία heart]. A fetal monster without a heart.

acarian (ak-a're-an). Pertaining to the acarids or mites.

acariasis (ak-ar-i'as-is). [See *Acarus*] An infestation with mites. See *mite.* **chorioptic a.** See *Chorioptes.* **demodectic a.,** infection of the

hair-follicles with the mite *Dem'odex folliculo'rum*. It affects man, dogs, horses, cattle, and sheep. In animals it is also called *follicular mange*. **psoroptic a.**, infestation with mites which deposit their eggs on the skin of the host and produce scabs, *e. g.*, *Psoroptes*. **pulmonary a.**, a disease of monkeys produced by mites which live in the lungs of the host. **sarcoptic a.**, an infestation of mites of species which burrow into the skin producing channels in which their eggs are deposited, *e. g.*, *Sarcoptes*. See *scabies*.

acaricide (ak-ar'is-id) [L. *ac'arus* mite + *cæ'dere* to slay]. 1. Destructive to mites. 2. An agent that destroys mites.

acarid, acaridan (ak'ar-id, ak-ar'id-an). [See *Acarus*.] Any mite or tick of the family Acaridæ, or order Acarina.

Acaridæ (ak-ar'id-e). A family belonging to the order Acarina.

acaridan (ak ar'id-an). See *acarid*.

acaridiasis (ak-ar-id-i'as-is). Acariasis.

Acarina (ak-ar-i'nah). An order of the class *Arachnida*, including the ticks and mites.

acarinosis (ak-ar-in-o'sis). Any disease caused by acari, acariasis.

acarodermatitis (ak"ar-o-der-mat-i'tis). Any skin inflammation caused by acari. **a. urticarioi'des**, straw-itch. See under *itch*.

acaroid resin. See *resin*.

acarophobia (ak-ar-o-fo'be-ah) [Gr. ἄκαρι a mite + φόβος fear]. Insane fear of the itch, or imaginary affection with that disease.

acarotoxic (ak-ar-o-tok'sik). Destructive to mites.

Acartomyia (ah kar-to-mi'e-ah). A genus of Culicine mosquitos

Acarus (ak'ar-us), pl. *ac'ari* [L.; Gr. ἄκαρι a mite]. A genus of small, insect-like animals, often ectoparasitic, and called mites They cause itch, mange, and other skin diseases. **A. folliculo'rum**. See *Demodex*. **A. hor'dei**, the barley bug, a mite which burrows under the skin of man. **A. scabi'ei**. See *Sarcoptes*.

acarus (ak'ar-us). A mite.

acatalepsia, acatalepsy (ah-kat-al-ep'se-ah, ah-kat'al ep-se) [Gr. α priv. + καταλῆψις comprehension]. 1. Lack of understanding. 2. Uncertainty.

acataleptic (ah-kat-al-ep'tik). 1. Mentally deficient 2. Doubtful or uncertain.

acatamathesia (ah-kat-am-ath-e'ze-ah) [Gr. α priv. + καταμάθησις understanding]. Loss or impairment of the power to understand speech; also impairment of any one of the perceptive faculties, due to a central lesion.

acataphasia (ah-kat-af-a'ze-ah) [Gr. α neg. + κατάφασις orderly utterance] Inability to express one's thoughts in a connected manner, due to a central lesion.

acatastasia (ah-kat-as-ta'se-ah) [Gr. α neg. + κατάστασις stability]. Irregularity; variation from the normal.

acatastatic (ah-kat-as-tat'ik). Irregular; varying from the normal

acathectic (ak-ath-ek'tik) [Gr. α neg. + κάθεξις a retention]. Characterized by failure of the normal retention of the secretions.

acathisia (ah-kath-is'e-ah) See *akathisia*.

acaudal, acaudate (ah-kaw'dal, ah-kaw'dāt) [Gr. α priv. + L. *cau'da* tail]. Having no tail.

acauline (ah-kaw'lin) [Gr α neg. + L. *cau'lis* stem]. Having no stem: a term applied to certain fungi

acaulinosis (ah-kaw-lin-o'sis). A mycotic disease characterized by an erythematous eruption with purulent discharges and crusts: due to *Acaulium Vagnoli-Lutatii*.

Acaulium (ah kaw'le um). A genus of fungi. See *acaulinosis*

ACC. Abbreviation for *anodal closure contraction*.

Acc. Abbreviation for *accommodation*.

accelerans (ak-sel'er-anz) [L. "hastening"]. A nerve stimulation of which hastens the heart's action.

accelerant (ak-sel'er-ant). A catalyzer.

acceleration (ak-sel-er a'shun) [L. *accelera'tio*; from *ad* to + *ce'ler* swift]. A quickening, as of the pulse-rate or respiration.

accelerator (ak-sel'er-a-tor) [L. "hastener"]. Any nerve or muscle which hastens the performance of a function. **a. uri'næ**. See *muscles, table of*.

accentuation (ak-sen-tshu-a'shun) [L. *accen'tus* accent]. Increased loudness or distinctness.

accentuator (ak-sen'tshu-a-tor). A substance which deepens or intensifies the action of a tissue stain.

acceptor (ak-sep'tor). A substance which unites with another substance; specifically a substance which will absorb the active oxygen formed during the oxidation of other substances which will not unite with oxygen in the absence of the acceptor. In the correlated and simultaneous processes of oxidation and reduction which occur anaerobically in the tissues of the body the *hydrogen a.* is the substance which is reduced and the *oxygen a.* is the substance which is oxidized.

accessiflexor (ak-ses'if-lek-sor). Any accessory flexor muscle.

accessorius (ak-ses-o're-us) [L. "supplementary"]. See *muscles, table of*. **a. willis'ii**, the spinal accessory nerve.

accessory (ak-ses'or-e) [L. *accesso'rius*]. Supplementary or affording aid to another similar and generally more important organ.

accidentalism (ak-sid-en'tal-izm). The theory of medicine that attends only the symptoms of disease, ignoring the etiology and pathology.

accipiter (ak-sip'it-er) [L. "hawk"]. A facial bandage with tails like the talons of a hawk.

accladiosis (ak-lad-e-o'sis). An ulcerative condition of the skin produced by infection with the fungus *Acladium*.

Acclad'ium castella'ni. A fungus infesting the skin of natives in Ceylon.

acclimatation, acclimation, acclimatization (ak-li-mat-a'shun, ak-li-ma'shun, ak-li-mat-iz-a'shun). The process of becoming accustomed to a new climate, soil, and conditions.

accommodation (ak-om-o-da'shun) [L. *accommoda're* to fit to]. Adjustment, especially that of the eye for various distances. **absolute a.**, the accommodation of either eye separately. **binocular a.**, the convergence of the two eyes so as to bring the image of the object seen upon each retina. **excessive a.**, accommodation of the eye which is persistently above the normal. **histologic a.**, a group of changes in the morphology and function of cells following changed conditions. **negative a.**, adjustment of the eye for long distances by relaxation. **positive a.**, adjustment of the eye for short distances by contraction. **relative a.**, the accommodation which can be exercised independently of convergence. **subnormal a.**, insufficient power of accommodation of the eye.

accommodative (ak-om'o-da-tiv). Pertaining to, of the nature of, or affecting accommodation.

accouchement (ah-koosh-maw') [Fr.]. Delivery in childbed; confinement. **a. forcé** (ah-kooshmaw for-sa'), forcible delivery with the hand or by instruments.

accoucheur (ah-koosh-er') [Fr.]. One skilled in midwifery; an obstetrician.

accoucheuse (ah-koosh-ez') [Fr.]. A midwife.

accrementition (ak-re-men-tish'un) [L. *ad* to + *cres'cere* to grow]. Growth or increase by the addition of similar tissue.

accretion (ak-re'shun) [L. *ad* to + *cres'cere* to grow]. 1. The addition of nutrient particles to

a tissue. 2. The adherence of parts naturally separate. 3. A mass of foreign matter which has accumulated in a cavity. **salivary calculus a.**, a deposit on the teeth of mineral matter from the saliva.

accumulator (ak-u'mu-la-tor). An apparatus for collecting and storing electricity.

acedia (ah-se'de-ah) [Gr. α neg. + κῆδος care]. A mental disorder characterized by apathy and melancholy.

acelomate, acœlomate (ah-se'lo-māt). Not having a celom or body cavity.

A. C. E. mixture. An anesthetic mixture of 1 part of alcohol, 2 of chloroform, and 3 of ether.

acenesthesia (ah-sen-es-the'ze-ah) [Gr. α neg. + *cenesthesia*]. Abolition of the sense of well being, seen in melancholia and hypochondriasis.

acentric (ah-sen'trik) [Gr. ἄκεντρος not centric]. Not originating in a nerve-center, peripheric.

aceognosia (as-e-og-no'se-ah) [Gr. ἄκος remedy + γνῶσις knowledge]. Knowledge of remedies.

aceology (as-e-ol'o-je). Same as *acology*.

acephalia, acephalism, acephaly (ah-sef-a'le-ah, ah-sef'al-izm, ah-sef'al-e) [Gr. α neg. + κεφαλή head]. Absence of the head.

acephalobrachia (ah-sef"al-o-bra'ke-ah) [Gr. α neg. + κεφαλή head + βραχίων arm]. Congenital absence of the head and arms.

acephalobrachius (ah-sef"al-o-bra'ke-us). A monster or teratism with neither head nor arms.

acephalocardia (ah-sef"al-o-kar'de-ah) [Gr. α priv. + κεφαλή head + καρδία heart]. Absence of the head and heart.

acephalocardius (ah-sef"al-o-kar'de-us) A monster or teratism with neither head nor heart.

acephalochiria (ah-sef"al-o-ki're-ah) [Gr. α neg + κεφαλή head + χείρ hand]. Absence of the head and hands.

acephalochirus (ah-sef"al-o-ki'rus). A monster-fetus or teratism with neither head nor hands.

acephalocyst (ah-sef'al-o-sist) [Gr. α neg. + κεφαλή head + κύστις cyst]. A headless, bag-like hydatid filled with a liquid, it being one of the stages of the existence of a sterile cestoid worm (Laennec, 1804).

acephalocystis racemosa (ah-sef"al-o-sis'tis ra-se-mo'sah). A hydatid mole of the uterus.

acephalogaster (ah-sef"al-o-gas'ter) [Gr. α priv. + κεφαλή head + γαστήρ belly]. A fetus that lacks the head, chest, and upper part of the abdomen.

acephalopodia (ah-sef"al-o-po'de-ah) [Gr. α priv. + κεφαλή head + πούς foot]. Absence of the head and feet.

acephalopodius (ah-sef"al-o-po'de-us). A teratic fetus with neither head nor feet.

acephalorachia (ah-sef"al-o-ra'ke-ah) [Gr. α priv. + κεφαλή head + ῥάχις spinel. Absence of the head and spinal column.

acephalostomia (ah-sef"al-o-sto'me-ah) [Gr. α priv + κεφαλή head + στόμα mouth]. A form of monstrosity characterized by absence of the head, and a kind of mouth on the superior aspect.

acephalostomus (ah-sef-al-os'to-mus). A monster-fetus characterized by acephalostomia.

acephalothoracia (ah-sef"al-o-tho-ra'se-ah) [Gr. α priv. + κεφαλή head + θώραξ thorax]. Absence of the head and chest.

acephalothorus (ah-sef"al-o-tho'rus). A monster-fetus with neither head nor thorax.

acephalous (ah-sef'al-us). Without a head.

acephalus (ah-sef'al-us), pl. *acephal'ăi* [Gr. α without + κεφαλή head]. A headless monster **a. dibra'chius**, an acephalus with both upper limbs more or less undeveloped. **a. di'pus**, an acephalus with lower limbs more or less undeveloped. **a. monobra'chius**, an acephalus with only one upper limb. **a. mon'opus**, an acephalus with only one lower limb. **a. paraceph'alus**, a monster with a defective skull and no brain. **a. sym'pus**, an acephalus with fusion of the two lower limbs.

aceratosis (ah-ser-at-o'sis) [Gr. α without + κέρας horn]. Deficiency of the horny tissue.

acerdol (as'er-dol). A compound, MnO_2K_2KOH, used as a disinfectant.

acervuline (as-er'vu-lin) [L. *acer'vulus* little heap]. Aggregated, like certain glands.

acervuloma (as-er-vu-lo'mah) [L. *acer'vulus* little heap + Gr. ομα tumor]. Same as *psammoma*.

acervulus (as-er'vu-lus) pl., *acer'vuli* [L. dim. of *acer'vus* a heap]. Brain-sand; or, more exactly, the mass of sabulous matter which lies near the pineal body. Called also *acervulus cerebri*.

acescence (as-es'ens) [L. *aces'cere* to become sour]. 1. Sourness. 2. The process of becoming sour.

acescent (as-es'ent). Somewhat or slightly acid.

acesodyne (as-es'o-dīn) [Gr. ἀκεστός healing] Anodyne; allaying pain.

acestoma (as-es-to'mah) [Gr. ἀκεστός healed + ομα tumor] A mass of granulations.

acetabular (as-et-ab'u-lar). Pertaining to the acetabulum

acetabulum (as-et-ab'u-lum) [L. "vinegar-cruet," from *ace'tum* vinegar]. The rounded cavity in the innominate bone which receives the head of the femur. Called also *cotyloid cavity*.

acetal (as'et-al). Diethylacetal; a colorless liquid, $C_2H_4(OC_2H_5)_2$, formed by the incomplete oxidation of alcohol under the action of platinum black. It is hypnotic. Dose, 1–3 dr. (4–12 c.c.).

acetaldehyd (as-et-al'de-hid). Acetic aldehyd See *aldehyd*

acetamid (as-et-am'id). A white, crystalline substance, CH_3CONH_2.

acetamido-antipyrin (as-et-am"id-o-an-te-pi'rin). A yellow, crystalline compound, said to be a useful antipyretic in the same dose as antipyrin.

acetamidosalol (as-et-am"id-o-sa'lol). Salophen.

acetaminol (as-et-am'in-ol). A white, crystalline substance, $C_{18}H_{22}NO_4$, used in the treatment of pulmonary tuberculosis.

acetanilid (as-et-an'il-id) [*acetic* + *anilin*]. A white, crystalline, sublimable solid, phenylacetamid, $C_6H_5NH\,OC.CH_3$, produced by combining glacial acetic acid with anilin. It forms lustrous white plates, has a burning taste, is odorless, and is greasy to the touch. It is analgesic and antipyretic, and is used in neuralgia and rheumatism. Dose, 2–10 gr. (0.133–0.666 gm.). Called also *antifebrin*. **ammoniated a.**, a mixture of acetanilid, ammonium carbonate, sodium bicarbonate, and sugar of milk. **methylated a.** See *maretin*. **monobromated a.** See *antisepsin*.

acetannin (as-et-an'in). Same as *tannigen*.

acetarct (as'et-arkt). An extract made with acetic acid instead of alcohol as a menstruum.

acetarsone (as-et-ar'sōn). Same as *stovarsol*.

acetate (as'et-āt). Any salt of acetic acid.

acetbromanilid (as-et-bro-man'il-id). Same as *antisepsin*.

acetenyl (as-e'ten-il). The group —C≡CH, when it occurs in organic compounds.

aceteugenol (as-et-u'ge-nol). One of the products in the transformation of eugenol into vanillin.

acethemin, acethæmin (as-et-he'min). A preparation of hemin, $C_{34}H_{33}O_4N_4ClFe$, derived from the coloring-matter of the blood.

acetic (as-e'tik). Pertaining to vinegar or its acid; sour. **a. acid.** See under *acid*. **a. anhydrid.** See under *anhydrid*.

aceticoceptor (as-e"tik-o-sep'tor). A ceptor or side chain having specific affinity for the acetic-acid radical.

acetimeter (as-et-im'et-er) [L. *ace'tum* vinegar + Gr. *μέτρον* measure]. An apparatus for measuring the acetic acid in a fluid.

acetin (as'et-in). A glyceryl acetate.

Acetobacter (as-e-to-bak'ter). A genus of bacterial organisms. They are aerobic, rod-shaped cells capable of securing their energy by the oxidation of alcohol to acetic acid. **A. ace'ti,** the species which causes cider or wine to change to vinegar It is aerobic, and forms a zoogleal mass, the "mother of vinegar," on the surface

acetol (as'et-ol). 1. An alcohol, hydroxyacetone, $CH_3.CO\,CH_2OH$, isomeric with lactic aldehyd. 2. A proprietary toothache remedy.

acetolase (as-et'o-lās). A ferment which converts alcohol into acetic acid.

acetoluid (as-et-ol'u-id). An antipyretic, $C_9H_{11}NO$, resembling acetanilid.

acetometer (as-et-om'et-er) [L *ace'tum* vinegar + *met'rum* measure]. An instrument for determining the percentage of acetic acid in solution.

acetomorphin (as"et-o mor'fin). Heroin.

acetonal (as-et'o-nal) Aluminum and sodium acetate, $Al_2(OH)_2(C_2H_3O_2)_5Na$.

acetonasthma (as-e-ton-as'mah) Asthma accompanied with acetonuria and probably due to it, and marked by headache, vomiting, restlessness, and amaurosis.

acetone (as'et-ōn) [*acetic* + *ketone*]. 1. Dimethyl ketone, $CH_3.CO\,CH_3$, a colorless liquid having a pleasant ethereal odor It has been found in small quantities in normal urine and occurs in larger amounts in diabetic urine. It is acrid and inflammable, and is used as an anesthetic and anthelmintic. Dose, 15–20 min (0.92–1.23 c.c.). 2. Any member of the series to which the normal or typical acetone belongs **a. bodies.** See under *body.* **a. bromoform.** See *bromelone.* **a. chloroform.** See *chloretone.* **a. diethylsulphone.** See *sulphonal.*

acetonemia (as-et-o-ne'me-ah) [*acetone* + Gr. *αἷμα* blood]. The presence of acetone bodies in the blood

acetonglycosuria (as"et-ōn-gli-ko-su're-ah). Glycosuria following acetone poisoning.

acetonitrate (as"et-o-ni'trāt) A compound of a base with acetic and nitric acids.

acetonitril (as-et-o-ni'tril). Methyl cyanid, CH_3CN, a colorless liquid.

acetonoresorcin, acetonoresorcinol (as-et-o"no-re-sor'sin, as-et-o"no-re-sor'sin-ol) A crystalline substance containing two molecules of resorcinol and one of acetone

acetonum (as-et-o'num) Latin for *acetone*

acetonuria (as et-o-nu're-ah) Excess of acetone bodies in the urine. It occurs in diabetes, fever, carcinoma, and digestive disorders.

aceto-orthotoluid (as et"o-or-tho-to'lu-id). See *acetorthotoluid.*

acetoparatoluid (as"et-o-par-a-tol'u-id). See *acetparatoluid*

acetophenetidin (as"et-o-fen-et'id-in). See *phenacetin.*

acetophenone (as-et-o-fe'nōn). Hypnone, methyl phenyl ketone, $C_6H_5COCH_3$, a pungent fluid, sometimes used as a hypnotic and as an antiseptic Dose, 1–5 min. (0.06–0.3 c.c.).

acetophenone-ortho-oxyquinolin (as-et-o-fe"nōn-or-tho-oks-e-kwin'o-lin). A hypnotic and antineuralgic compound

acetophenonephenetidin (as-et-o-fe"nōn-fen-et'id-in) Same as *malarin.*

acetopyrin (as-et-o-pi'rin) A white crystalline compound of antipyrin and acetosalicylic acid: used in rheumatism and neuralgia. Dose, 5–10 gr. (0.333–0.65 gm.).

acetorthotoluid (as-et-or-tho-tol'u-id). A colorless, crystalline compound, $C_6H_4(CH_3)NHCOCH_3$, used as an antipyretic, like acetanilid. Dose, 2–5 gr. (0.1–0.3 gm.).

acetosoluble (as-et-o-sol'u-bl). Soluble in acetic acid

acetous (as-e'tus) [L. *aceto'sus*]. Pertaining to, producing, or resembling vinegar.

acetozone (as et'o-zōn) Benzoylacetylperoxid, $C_6H_5\,CO\,O_2\,OC.CH_3$, a crystalline compound soluble in alcohol, oils, and ether. It is used as an external and internal germicide and antiseptic, and as a dusting-powder and ointment. Dose, 3–5 gr. (0.2–0.33 gm.). Called also *benzozone.*

acetparaminosalol (as-et-par-am"in-o-sal'ol). Salophen

acetparaphenetidin (as et-par-ah-fen-et'id-in). Same as *phenacetin.*

acetparatoluid (as"et-par-a-tol'u-id) A colorless, crystalline compound, $C_6H_4(CH_3)NH.COCH_3$, used as an antipyretic. Dose, 15–30 gr. (1–2 gm.).

acetphenetidin (as-et-fe-net'id-in). The official name for phenacetin (q. v.).

acetract (as'e-trakt) An extract of a drug made with a menstruum containing acetic acid.

acetral (as'et-ral). A proprietary mouth-wash containing aluminum acetate.

acet-theocin-sodium (as-et-the-o-sin-so'de-um) A proprietary diuretic, theophyllin sodium acetate, $NaC_7H_7O_2N_4 + CH_3.CO\,ONa$, used in dropsy. Dose, 5–7 gr (0.33–0.5 gm.).

acettoluid (as et tol'u-id) See *acetoluid.*

acetum (as-e'tum), pl *ace'ta* [L.]. 1. Vinegar. 2. A medicinal solution of a drug in vinegar. **a. aromat'icum,** aromatic vinegar (N. F.), an aromatized preparation of dilute acetic acid and alcohol. **a. canthar'idis,** vinegar of cantharides a rubefacient and vesicant for external use. **a. ipecacuan'hæ,** vinegar of ipecacuanha. Dose, 10–30 min. (0.666–2 c.c.) **a. lobe'liæ,** vinegar of lobelia Dose, 5–30 min. (0.333–2 c.c.). **a. o'pii,** vinegar of opium soporific and anodyne. Dose, 5–20 min. (0.333–1.333 c.c.). **a. sanguina'riæ,** vinegar of blood-root. Dose, 10–30 min (0.666–2 c.c.). **a. scil'læ** (U. S. P.), vinegar of squill (q. v.). Dose, 10–30 min. (0.666–2 c.c.).

acetyl (as'et-il) [*acetic* + Gr. *ὕλη* matter] A radical, CH_3CO, a combining form (as in esters) of acetic acid **a. chlorid,** a colorless liquid, $CH_3.CO\,Cl$, used as a reagent. **a. dioxid,** a thick liquid $(C_2H_3O)_2O_2$, a powerful oxidizing agent. **a. peroxid,** a powerful oxidizing substance, CH_3COOOH, not yet isolated

acetylarsenate (as"et-il-ar'se-nāt). Same as *arsacetin*

acetylation (as e-til a'shun). The chemical union of a compound with acetic acid.

acetylatoxyl (as"et-il-at-ok'sil). See *arsacetin.*

acetylcholin (as et-il-ko'lin) A combination of acetic acid and cholin occurring in ergot and possessing extremely poisonous properties.

acetylene (as-et'il-ēn). A colorless gas, ethine, C_2H_2, with a garlic-like odor It is formed by the action of water on calcium carbide and burns with a brilliant white flame It has been used in the treatment of cancer; recently it has been employed as a general anesthetic. **a. dichlorid.** Same as *dioform*

acetylization (as-et"il-iz-a'shun). The introduction of the acetyl radical into an organic compound.

acetyl-methyl carbinol (as"et-il-meth-il-kar'bin-ol) A keto-isomer of aldol, $CH_3\,CHOH\,CO\,CH_3$, which is formed from glucose by certain bacteria and which is detected in a broth culture of bacteria by the Voges-Proskauer reaction.

acetylphenylhydrazin (as"et-il-fen-il-hi-dra'zin). See *pyrodin.*

acetylsalicylamid (as"et-il-sal-is-il-am'id). An antirheumatic in white crystals, $CH_3.CO.O.C_6H_4.CO.NH_2$.

acetylsalicylic acid. See *aspirin.*

acetyltannin (as-et-il-tan'in). See *tannigen.*

acetylthymol (as-et-il-thi'mol). Thymol acetate, $C_{12}H_{16}O_2$, a colorless liquid, used as an antiseptic.

achalasia (ah-kal-a'ze-ah) [Gr. α neg. + χάλασις relaxation]. Failure to relax on the part of a bodily opening, such as a sphincter or the esophagus.

ache (āk). A continuous, fixed pain.

acheilia (ah-ki'le-ah) [Gr α without + χεῖλος lip]. Congenital absence of one or both lips.

acheilous (ah-ki'lus). Having no lips.

acheiria (ah-ki're-ah) [Gr. α priv. + χείρ hand]. Congenital absence of one or both hands.

acheirus (ah-ki'rus) [L.]. A fetus or person born without hands.

achibromin (ak-e-bro'min). Monobromisovaleryl-glycolurea, a crystalline compound used like the alkali bromids. Dose, 5–15 grains (0.3–1 gm.).

Achillea (ak-il-e'ah) [L.; Gr. ἀχίλλεια]. A genus of composite-flowered plants. *A. millefo'lium,* milfoil, or yarrow, is a good bitter and stimulant tonic. Dose of the extractive, 1–3 dr. (4–12 gm.); of the volatile oil, 5–15 min. (0.333–1 c.c.).

achillein (ak-il-e'in). A glucosid, $C_{20}H_{38}N_2O_{15}$, from yarrow (*Achillea*): antiperiodic. Dose, 16–60 gr. (1.03–4 gm.).

Achilles' tendon (ak-il'ēz). See under *tendon.*

Achillini (ak-il-e'ne), **Alessandro.** A celebrated physician and philosopher, born at Bologna in 1463; died, 1512. He left several works on anatomy.

achillobursitis (ak-il"o-ber-si'tis). Inflammation and thickening of the bursas about the Achilles tendon, especially of the bursa in front of it.

achillodynia (ak-il-o-din'e-ah) [*Achilles'* tendon + Gr. ὀδύνη pain]. Pain in the Achilles tendon.

achillorrhaphy (ak-il-or'af-e) [*Achilles'* tendon + Gr. ῥαφή suture]. The operation of suturing the Achilles tendon.

achillotomy, achillotenotomy (ak-il-ot'o-me, ak-il"o-ten-ot'o-me) [Gr. Ἀχιλλεύς Achilles + τένων tendon + τομή cut] Surgical division of the Achilles tendon. **plastic a.,** elongation of the Achilles tendon by plastic operation.

achiria (ah-ki're-ah). See *acheiria.*

achirus (ah-ki'rus). See *acheirus.*

Achlea (ak'le-ah). A genus of fungi which form molds on certain fish and insects

achlorhydria (ah-klor-hid're-ah) [Gr. α neg. + *chlorhydria*]. Absence of hydrochloric acid from the gastric secretions. **a.-apepsia,** absence of the digestive secretions of the stomach

achlorids, achlorides (ah-klo'rids). Salts which are not chlorids.

achloropsia (ah-klo-rop'se-ah) [Gr. α neg. + χλωρός green + ὄψις vision]. Inability to distinguish green tints.

achlys (ak'lis) [Gr. ἀχλύς mist]. A mild corneal opacity (Himly).

acholia (ah-ko'le-ah) [Gr. α priv. + χολή bile]. Lack or absence of the secretion of bile.

acholic (ah-kol'ik). Free from bile.

acholuria (ak-o-lu're-ah) [Gr. α priv. + χολή bile + οὖρον urine]. Absence of bile-pigment from the urine.

acholuric (ak-o-lu'rik). Having no bile in the urine.

achondroplasia, achondroplasty (ah-kon-dro-pla'se-ah, ah-kon'dro-plas-te) [Gr. α priv. + χόνδρος cartilage + πλάσσειν to form]. Defect in the formation of cartilage at the epiphyses of the long bones, producing a form of dwarfism: sometimes seen in rickets. It is also called *chondrodystrophia fœtalis* and *fetal rickets.*

achondroplastic (ah-kon-dro-plas'tik). Pertaining to or affected with achondroplasia.

achordal (ah-kor'dal) Not connected with or developed from the notochord.

achoresis (ak-o-re'sis) [Gr. α priv. + χωρεῖν to make room]. Diminution of the capacity of a hollow organ.

Achorion (ak-o're-on) [L dim. of Gr. ἄχωρ dandruff]. A genus of fungi much resembling Trichophyton, but with longer filaments. *A. quinckea'num,* the species which causes mouse favus. *A. schœnlei'nii,* the species which causes favus in man. Other species occasionally found in man and in animals are: *A arloin'gi, A. gyp'seum, A. keratoph'agus, A. leber'tii.*

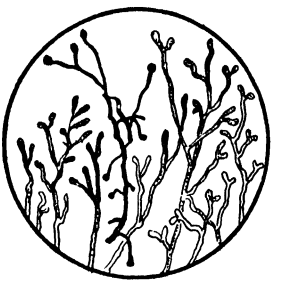

Achorion (Rivas)

achreocythemia (ah kre-o-si-the'me-ah). See *achroiocythemia.*

achroacyte (ah-kro'as-īt). A lymphocyte.

achroacytosis (ah-kro-as-it-o'sis) [Gr. α priv. + χρόα color + κύτος cell]. Excessive development of the colorless or lymph-cells, as in Mikulicz's disease (q v.).

achroglobin (ak ro-glo'bin). A respiratory pigment found in certain invertebrates.

achroin (ak-ro'in). A proprietary urinary antiseptic. Dose, 4 gr. (0.26 gm.).

achroiocythemia (ah-kroi"o-si-the'me-ah) [Gr. ἄχροιος colorless + κύτος cell + αἷμα blood]. Deficiency or lack of hemoglobin in the red blood-corpuscles

achroma (ah-kro'mah) [Gr. α priv. + χρῶμα color]. Absence of color or of normal pigmentation.

achromacyte (ah-kro'mas-īt) [Gr ἄχρωμος colorless + κύτος cell]. A decolorized red blood-corpuscle.

achromasia (ah-kro-ma'se-ah) [Gr. ἄχρωμος colorless]. 1 Lack of normal pigmentation of the skin. 2. Absence of the usual staining reaction from a tissue or cell.

achromate (ah-kro'māt). A person who is color-blind.

achromatic (ah-kro-mat'ik) [Gr. α priv. + χρωματικός pertaining to color]. 1. Producing no discoloration, also staining with difficulty. 2. Containing achromatin 3. Color-blind.

achromatin (ah-kro'mat-in) [Gr. α priv. + χρῶμα color]. The faintly staining substance forming the nuclear sap, linin, and nuclear membrane of the nucleus of a cell

achromatinic (ah-kro-mat-in'ik). Pertaining to or containing achromatin.

achromatism (ah-kro'mat-izm). The absence or correction of chromatic aberration; the condition of being achromatic.

achromatistous (ah-kro-mat-is'tus). Deficient in pigment or coloring-matter.

achromatize (ah-kro'mat-īz). To render achromatic.

achromatocyte (ah-kro-mat'o-sīt) [Gr. α priv. + χρῶμα color + κύτος cell]. A decolorized erythrocyte.

achromatolysis (ah-kro-mat-ol'is-is) [*achromatin* + Gr. λύσις dissolution] Disorganization of the achromatin of a cell Called also *plasmolysis.*

achromatophil (ah-kro-mat'o-fil) [Gr. *a* priv. + *χρῶμα* color + *φιλεῖν* to love]. 1. Having no affinity for stains. 2. An organism or tissue element that does not stain easily.

achromatopsia (ah-kro-mat-op'se-ah) [Gr. *a* priv. + *χρῶμα* color + *ὄψις* sight]. Lack of power to perceive color; total color-blindness.

achromatosis (ah-kro-mat-o'sis) [Gr. *a* priv. + *χρῶμα* color]. Deficiency of pigmentation in the tissues.

achromatous (ah-kro'mat-us). Having no color; colorless.

achromaturia (ah-kro-mat-u're-ah) [Gr. *a* priv. + *χρῶμα* color + *οὖρον* urine]. A colorless state of the urine.

achromia (ah-kro'me-ah) [Gr. *ἄχρωμος* colorless]. Absence of normal color.

achromic (ah-kro'mik). Characterized by absence or the disappearance of color; colorless.

achromin (ak-ro'min). Same as *achromatin*.

Achromobacter (ah-kro'mo-bak-ter). A genus of Bacteriaceæ, they are saprophytic and form no pigment

achromoderma, achromodermia (ah-kro-mo-der'mah, ah-kro-mo-der'me-ah) [Gr. *ἄχρωμος* colorless + *δέρμα* skin]. A colorless state of the skin, leukoderma.

achromophil, achromophilous (ah-kro'mof-il, ah-kro-mof'il-us) [Gr. *a* neg. + *χρῶμα* color + *φιλεῖν* to love]. See *achromatophil*.

achromotrichia (ah-kro-mo-trik'e-ah) [Gr. *ἄχρωμος* without color + *θρίξ* hair]. Lack of pigment in the hair.

achroöamyloid (ah-kro-o-am'il-oid). Amyloid in its early non-staining stage.

achroöcytosis. See *achroacytosis*.

achroödextrin (ah-kro-o-dek'strin) [Gr. *ἄχροος* uncolored + *dextrin*]. A kind of dextrin not colored by iodin.

achylia, achylosis (ah-ki'le-ah, ah-kil-o'sis) [Gr. *a* priv. + *χυλός* chyle]. Absence of the chyle. **a. gas'trica**, absence of the ferments of the gastric juice (Einhorn, 1892). **a. gas'trica hæmorrha'gica**, absence of hydrochloric acid from, and presence of occult blood in, the stomach. **a. pancreat'ica**, absence or deficiency of the pancreatic secretion.

achylous (ah-ki'lus) [Gr. *ἄχυλος* juiceless]. Deficient in chyle.

achymia, achymosis (ah-ki'me-ah, ak-im-o'sis) [Gr. *ἄχυμος* juiceless]. Imperfect or insufficient formation of chyme.

acicular (as-ik'u-lar) [L. *acicula'ris*]. Shaped like a needle or needle-point.

acid (as'id). 1. [L. *a'cidus*, from *a'cere* to be sour.] Sour; having properties opposed to those of the alkalis. 2. [L. *a'cidum*] Any compound of an electronegative element with one or more hydrogen atoms that are replaceable by electropositive atoms; a compound which, in aqueous solution, undergoes dissociation with the formation of hydrogen ions. The physical properties of acids are a sour taste, the power of turning litmus-paper red, and the ability to neutralize alkalis. Acids are distinguished as *binary* or *hydracids*, and *ternary* or *oxyacids:* the former contain no oxygen; in the latter the hydrogen is united to the electronegative element by oxygen. The hydracids are distinguished by the prefix *hydro-* The names of acids end in "ic," except in the case where there are two degrees of oxygenation, when the acid containing the greater amount of oxygen has the termination *-ic*, the one having the lesser amount, the termination *-ous*. Acids ending in *-ic* form salts with the termination *-ate;* those ending in *-ous* form salts ending in *-ite*. The salts of hydracids end in *-id*. Acids are called *monobasic, dibasic, tribasic,* and *tetrabasic,* according as they contain one, two, three, or four replaceable hydrogen atoms. **abietic a.**, a crystalline substance, $C_{44}H_{64}O_5$, from abietin, forming a large part of rosin. **abietinic a.**, an acid resin, $C_{19}H_{28}O_2$, forming about 83 per cent of American rosin. **abietolic a.**, a crystalline acid resin, $C_{20}H_{28}O_2$, forming about 1.5 to 2 per cent. of Chian turpentine. **abric a.**, a crystalline acid, $C_{21}H_{24}N_3O$, from jequirity. **aceric a.**, an acid from the juice of *A'cer campes'tre*, the European maple. **acetamido-ethyl-salicylic a.** Same as *benzacetin*. **acetic a.**, a colorless, crystalline acid, $CH_3.COOH$, also called *glacial acetic a*, the acid of vinegar. It is very poisonous, and acts as a caustic when applied to warts, hypertrophied tissue, etc. Four forms are recognized: the *ordinary*, the *dilute*, the *stronger*, and the *glacial*. **acetic a., anhydrid.** See under *anhydrid*. **acetic a., dilute**, an aqueous solution containing 6 per cent. of the pure acid. Dose, 60–90 min. (4–6 c.c.) in water. **acetic a., glacial**, a crystalline form of acetic acid: vesicant and escharotic. **aceto-acetic a.** Same as *diacetic a*. **acetylcresotinic a.** See *ervasin*. **acetyl-propionic a.** See *levulinic a*. **acetyl-salicylic a.** See *aspirin* **acetyltannic a.** See *tannigen*. **aconitic a.**, a crystalline acid, 1, 2, 3-tricarboxylprophylene, $COOH.CH\,C(COOH)CH_2.COOH$, from aconite and other plants. **acrylic a.**, any one of a group of organic acids having the formula $C_3H_4O_2$, and found in animal and vegetable tissues. **adenylic a.**, a mononucleotid made up of adenin, ribose, and phosphoric acid. It is one of the decomposition products of nucleic acid and may be obtained from the thymus gland. **adipic a.**, a crystalline acid, $[(CH_2)_2COOH]_2$, formed by oxidizing fats with nitric acid. **agaric a., agaricic a.**, a resinous acid, $C_{19}H_{30}(OH)(COOH)_3.1\frac{1}{2}H_2O$, from the fungus *Polyp'orus officina'lis*, or white agaric. It is a white, tasteless powder, useful in night-sweats. Dose, $\frac{1}{3}$–1 gr. (0.02–0.1 gm.). **ailantic a.**, a bitter acid from *Ailantus excelsa:* tonic. **alantic a.**, an acid, $C_{15}H_{20}O_3$, from *In'ula hele'nium*. **albuminic a., ferrated**, a therapeutic preparation of swine livers in a light brown powder; also, an artificial product of iron and albumin, very similar to the above. **aldepalmitic a.**, an acid, $C_{16}H_{30}O_2$, from cow's butter. **alginic a.**, an organic acid from various species of Algæ, the alginate of iron is said to be valuable. **aliphatic a.**, an organic acid with an open carbon chain. **allanic a., allanturic a.**, an acid, glyoxalyl urea, $(CO.NH)_2CH.OH$, formed along with urea by the action of nitric acid on allantoin. **allophanic a.**, an acid, urea carbonic acid, $NH_2.CO\,NH.COOH$, not known in the free state. Its amid is biuret. It combines with various substances and makes them less disagreeable to take. **alloxanic a.**, a crystalline acid, $NH_2.CO.NH\,CO.COOH$, obtainable from alloxan. **alloxyproteic a.**, a sulphur compound sometimes found in the urine. **alluranic a.**, an acid, $C_6H_4N_4O_4$, derived from alloxan and urea. **aloitinic a.**, a yellow and nearly insoluble substance, $C_7H_2N_2O_5$, obtainable from aloes. **alpha-amino-beta-hydroxypropionic a.**, serine. **alpha-glucoheptonic a.**, an heptahydroxy acid, $CH_2OH(CHOH)_5COOH$. Its lactone is hediosit. **alpha-hydroxypropionic a.** See *lactic acid*. **alpha-oxynaphthoic a.**, a crystalline acid, $OH.C_{10}H_6COOH$, antiseptic and deodorant: used in wound dressing; probably poisonous if administered by the mouth. **alphatoluic a.**, phenylacetic acid **amalic a.**, a crystalline acid, $C_8(CH_3)_4N_4O_7$, formed by the reduction of dimethyl alloxan with hydrogen disulphid. **amic a.**, any amid of an organic acid. **amido-acetic a.** Same as *glycocoll*. **amidobenzoic a.**, an acid, $NH_2.C_6H_4.COOH$, found in urine. **amido-caproic a.** Same as *leucin*. **amido-ethyl-sulphonic a.** See *taurin*. **amidoformic a.** Same as *carbamic a*. **amidohydrocumaric a.** Same as *tyrosin*. **amido-isothionic a.** Same as *taurin*. **amido-oxyphenyl-**

propionic a. Same as *tyrosin*. **amidopropionic a.** Same as *alanin*. **amidosuccinic a.** Same as *asparaginic a.* **amidothiolactic a.** See *cystein*. **amidothiopropionic a.** See *cystein*. **amidovalerianic a.** Same as *homopiperidinic a.* **amino-acetic a.**, glycocoll. **aminocaproic a.**, leucin. **aminoglutaric a.**, glutaminic a. **aminoguanidine valerianic a.** Same as *arginine*. **amino-indole propionic a.** Same as *tryptophane*. **amino-isovalerianic a.**, valin. **aminopropionic a.**, alanin. **aminosuccinic a.**, aspartic a. **aminothiopropionic a.**, cystein. **amygdalic a.**, one formed by the decomposition of amygdalin, the result of boiling with an alkali. **anacardic a.**, a crystalline principle from *Anacar'dium occidenta'le:* anthelmintic. **angelic a.**, an unsaturated fatty acid, $CH_3.CH : C(CH_3).COOH$, from the roots of Angelica archangelica: useful in gout, rheumatism, and intermittent fever. Dose, 10–30 gr (0·666–2 gm). **anilinparasulphonic a.** Same as *sulphanilic a.* **anisic a.**, a crystalline acid, $CH_3O.C_6H_4.CO_2H$, from anise and fennel, forming anisates: it is antiseptic and antirheumatic. Dose, 5–10 gr. (0·333–0.666 gm.). **anisidin-citric a.**, an analgesic agent. Dose, 8–15 gr. (0·5–1 gm.). **anisuric a.**, an acid, $C_{10}H_{11}NO_2$, in leafy crystals, obtainable from urine after the ingestion of anisic acid. **anthranilic a.**, a crystalline acid, $NH_2.C_6H_4.COOH$, obtained by oxidizing indigo by boiling it with sodium hydroxid and magnesium dioxid. From it indigo can be made. **anticyclic a.**, a fragrant powdery acid, generally used as an antipyretic. Dose, $\frac{1}{100}$ gr. (0.00066 gm.). **antimonic a.**, antimonium pentoxid, Sb_2O_5, or, more correctly, antimonium hydroxid, $Sb(OH)_5$ or $SbO(OH)_3$. **antimonious a.** 1. Antimony trioxid. See *antimony oxid.* 2. More correctly, antimony hydroxid, $HSbO_2$. **antitartaric a.** See *mesotartaric a.* **antoxyproteic a.**, an organic acid obtained from urine. **apocrenic a.**, an acid, $C_{48}H_{12}O_{24}$, from certain spring-waters and from the soil. **aposorbic a.**, a crystalline acid, $C_6H_8O_7$, obtained by oxidizing sorbin with HNO_3. **arabic a.** Same as *arabin*. **arabonic a.**, one of the forms of tetra-hydroxy-normal valeric acid, $CH_2OH(CHOH)_3COOH$, formed by the action of bromin-water on arabinose. **arachic a.**, **arachidic a.**, a fatty acid, $CH_3(CH_2)_{18}COOH$, from the oil of the peanut, *Ar'achis hypoga'a.* **aristic a.**, an acid. $C_{18}H_{18}NO_7$, from serpentaria. **aristidic a.**, a resinous acid, $C_{17}H_{10}(CH_3)NO_7$ from serpentaria. **aristolic a.**, an acid, $C_{15}H_{13}NO_7$, from serpentaria. **aristolochic a.**, a volatile acid obtainable from various species of *Aristolochia*. **aromatic a.**, any one of a group of acids derivable from various balsams and resins and containing the benzene or other ring. **arsanilic a.**, a compound, $OAs(C_6H_4NH_2)(OH)_2$, or arsenic acid in which an hydroxyl group is replaced by an aminobenzene, aminophenol, or anilin group **arsellic a.**, an unsaturated fatty acid, $C_{17}H_{32}O_2$, from cod-liver oil. **arsenic a., orthoarsenic a.**, the acid, H_3AsO_4, some of whose salts, called arsenates, are used as medicines. See *metarsenic a., pyroarsenic a.* **arsenous a.** 1. A monobasic acid, $HAsO_2$, forming arsenites. 2. Arsenic trioxid, or arsenous anhydrid. See *arsenic trioxid.* **arsinic a.**, arsenic acid in which two of the hydroxyl groups have been replaced by organic radicals. **arsinosalicylic a.**, a colorless, crystalline substance, used like atoxyl. **arsonic a.**, arsenic acid in which one of the hydroxyl groups is replaced by an organic radical. **arylarsonic a.**, arsonic acid combined with an aryl radical. Its salts are arylarsonates. **aseptic a.**, an antiseptic mixture of boric acid, water, hydrogen dioxid, and salicylic acid. **asparaginic a.**, a dibasic amino-acid, $COOH.CH(NH_2).CH_2.COOH$, derivable from asparagin, and found in the body as one of the products of pancreatic digestion. **aspartic a.** Same as *asparaginic a.* **atrolactinic a.**, a crystalline acid, phenyl-lactic acid, $CH_3.C(C_6H_5)OH.COOH$, from acetophenone. **atropic a.**, phenyl-acrylic acid, $C_6H_5.C : (CH_2).COOH$, isomeric with cinnamic acid; produced by boiling atropin with baryta water. **auric a.** 1. The acid, $Au(HO)_3$, forming salts called aurates. 2. Less correctly, gold peroxid, Au_2O_2, or auric anhydrid. **avivitellinic a.** [L. *a'vis* bird + *vitel'lus*], a paranuclein found in ovovitellin. **axinic a.**, an acid, $C_{18}H_{28}O_2$ from axin **azelaic a.**, an acid, $COOH.(CH_2)_7COOH$, formed by oxidation of oleic acid. **barbituric a.**, a crystalline substance, $CO(NHCO)_2CH_2$, malonyl urea. **behenic a.**, a fatty acid, $CH_3(CH_2)_{20}COOH$, from ben oil. **benzene-sulphonic a.**, a soluble crystalline substance, $C_6H_5SO_3H$. **benzoboric a.**, a compound used as an antizymotic. **benzoic a.** [L. *acidum benzoi'cum*], a white, crystalline acid, $C_6H_5.COOH$, from benzoin and other resins and from coal-tar. It is soothing, antiseptic, stimulant, and diuretic It is used in cystitis, bronchitis, and as an internal and local antiseptic. Its salts are benzoates Dose, 5–15 gr. (0·333–1 gm). **benzoyl-amino-acetic acid.** See *hippuric a.* **beta-amino-butyric a.**, an acid, $CH_3.CH(NH_2)CH_2COOH$, which causes profound narcotism and symptoms resembling coma. **beta-naphthol-sulphonic a.**, white pearly scales tinged with red, $OH.C_{10}H_6.SO_2OH$, used as a test for albumin in the urine; an agent which causes profound narcotism and symptoms resembling diabetic coma. **beta-oxybutyric a.**, an acid, $CH_3.CHOH.CH_2.COOH$, occurring in diabetic urine and forming one of the acetone bodies See *acidosis*. **betaphenylpropionic a.**, a cinnamic-acid derivative in colorless crystals, $C_6H_5.CH_2CH_2COOH$. used in tuberculosis Dose, in alcoholic solution (1 : 5), 10 min (0·66 c.c.). **bilianic a.**, an acid, $C_{24}H_{34}O_8$, formed by oxidizing dehydrocholalic acid. **bilic a.**, a crystalline acid, $C_{16}H_{22}O_6$, formed by oxidizing cholic acid with chromium trioxid. **bilirubinic a.**, bilirubin. **biliverdinic a.** 1. Biliverdin. 2. An acid, $C_8H_9NO_4$, formed by the oxidation of bilverdin. **bioluric a.**, a compound derivable from uric acid. **bismuthic a.**, the monobasic acid, $HBiO_3$. **blattic a.**, an active diuretic, derivable from cockroaches. It does not affect the heart nor the arterial tension. **boheic a.**, an acid, $C_7H_{10}O_6$, found in tea. **boric a., boracic a.**, an acid, H_3BO_3, of which boron is the base. It is a white, crystalline powder, used as an antiseptic and detergent in ulcerations of the skin and mucous membrane: used for the most part in lotions and ointments. Dose, 5–15 gr (0·333–1 gm). **borobenzoic a.**, $B(OH)_2.C_6H_4.COOH$, occurs in brilliant white needles. **borocitric a.**, a white, crystalline combination of boric and citric acids, employed as a solvent for urates and phosphates. Dose, 5–15 gr. (0.3–1 gm). **borophenylic a.**, a white aromatic powder, $C_6H_5OB(OH)_2$, used as an antiseptic. **borosalicylic a.**, a white powder, $BOH(OC_6H_4COOH)_2$, prepared by evaporating a mixture of aqueous solution of boric acid and alcoholic solution of salicylic acid. **boswellinic a.**, a constituent, $C_{32}H_{52}O_4$, of olibanum. **botulinic a.**, an acid found in putrid sausages, believed to consist of allantotoxicon mixed with other substances. **brassic a., brassidic a.**, $CH_3.(CH_2)_7.CH : CH.(CH_2)_{11}.COOH$, an isomer of erucic acid produced by treating erucic acid with nitric acid. **brenzcatechin sulphuric a.**, pyrocatechin sulphuric acid, $OH.C_6H_4O.SO_2OH$, found in the urine after the administration of salicin, hydroquinone, etc. **bromauric a.**, a brownish, crystalline acid, $HAuBr_4 + 5H_2O$ used in the treatment of syphilis. Dose, $\frac{1}{10}$ gr. (0.0065 gm). **brom-phenyl-mercapturic a.**, a compound, brom-phenyl acetyl-cystein, $C_6H_4Br.S.CH_2.CH(NH.CO.CH_3)COOH$, found conjugated with glycuronic acid in the urine of dogs fed bromo-benzene. **bursic a., bursinic a.**, a pale yellow astringent agent de-

rived from *Capsel'la bursa-pasto'ris*, used like ergotin. **butylethylbarbituric a.**, a white crystalline powder, $CO(NHCO)_2C(C_2H_5)(C_4H_9)$: used as a hypnotic like veronal. Dose, 2–8 gr. (0.1–0.4 gm.). Called also *butylethylmalonyl urea*. **butyric a.**, a rancid, sticky acid, $CH_3CH_2CH_2COOH$, a product of the putrefaction of protein It is found in butter, sweat, feces, and urine, and in traces in the spleen and in blood. **cacodylic a.**, a crystalline deliquescent solid, dimethyl-arsenic acid, $(CH_3)_2$ AsO.OH, used the same as sodium cacodylate, (q. v.). **caffeic a.**, a crystalline solid, dihydroxy cinnamic acid, $(OH)_2C_6H_3(CH)_2COOH$, obtained from coffee. **caffetannic a.**, a glucosid, $C_{15}H_{18}O_8$, found in coffee. It is resolvable into glucose and caffeic acid. **caffuric a.**, a crystalline acid, $C_6H_9N_3O_4$, formed by the oxidation of caffein. **cahincic a.** See *cahincin*. **calumbic a.**, a yellow, bitter substance, $C_{21}H_{24}O_7$, from calumba. **camphoglycuronic a.**, $C_{16}H_{24}O_8$, a combination of glycuronic acid and camphor, found in the urine after the use of camphor. **campholic a.**, a compound, $C_{10}H_{18}O_2$, formed by distilling camphor with alcoholic potash. **camphoric a.**, a colorless, crystalline substance, $C_8H_{14}(COOH)_2$, from the oxidation of camphor. useful in the night-sweats of tuberculosis, in coryza, laryngitis, angina, and as an antiseptic in laryngeal ulcers. Dose, 10–30 gr. (0.666–2 gm.). **camphoronic a.**, an antiseptic compound, $C_9H_{14}O_8$, in white needles, formed by the oxidation of camphor. **canadinic a.**, an acid resin, $C_{19}H_{34}O_2$, soluble in ammonium carbonate, found in Canada turpentine. **canadinolic a.**, an acid resin, $C_{19}H_{30}O_2$, found in Canada turpentine. **canadolic a.**, an acid resin, $C_{19}H_{28}O_2$, found in Canada turpentine **cantharic a.**, a crystalline acid, $C_{10}H_{12}O_4$, derivable from cantharidin. **cantharidic a.**, a dibasic acid, $C_{10}H_{14}O_5$, formed by the combination of cantharidin with water. **capric a.**, a crystalline fatty acid, $CH_3(CH_2)_8COOH$, from butter. **caproic a.**, a fatty acid, $CH_3(CH_2)_4COOH$, forming caproates. **caprylic a.**, a fatty acid, $CH_3(CH_2)_6COOH$, from butter it forms caprylates. **capsic a.**, an irritating principle existing in pimenta. **carbamic a.**, a monobasic acid, the mono-amid of carbonic acid, or aminoformic acid, $NH_2.CO.OH$. Its esters are urethanes. **carbamino-carboxylic a.**, an acid, $COOH.NH.CH_2.COOH$, formed by CO_2 in the presence of amino-acids and alkalies. **carbazotic a.** Same as *picric a.* **carbolic a.**, a colorless, crystalline compound, C_6H_5OH, more correctly and known officially as *phenol;* obtained by the distillation of coal-tar. By the addition of 10 per cent. of water it is converted into a clear liquid with a peculiar odor and a burning taste. It unites with bases, forming salts called *carbolates* Carbolic acid is a powerful antiseptic, disinfectant, and germicide, and is extremely poisonous. It is used in 3 per cent. solution as a dressing for wounds and ulcers, also in diphtheria, fetid bronchitis, etc., to check fermentation and decomposition. It is also employed as a disinfectant for surgical instruments, for the hands of the operator and the field of operation, and for rooms, drains, etc. Internally it is given in typhoid fever, whooping-cough, and acid dyspepsia. The pure acid is caustic and locally anesthetic. Dose, 1–2 min. (0.065–0.13 c.c.); carbolic acid water is a 3 per cent. solution; the ointment contains 10 per cent.; the glycerite contains 1 part of acid to 4 parts of glycerol. **carbonaphthoic a.** See *oxynaphthoic a.* **carbonic a.** 1. An acidulous unstable liquid, H_2CO_3, made by dissolving carbon dioxid in water; it forms carbonates. 2. An incorrect name for carbon dioxid, CO_2 (q. v.). **carminic a.**, a brilliant purplish-red solid, dioxymethylalpha-naphtho-quinone, $C_{12}H_{11}O_7$, from carmine. **carnaubic a.**, an acid, $CH_3(CH_2)_{22}COOH$, from carnauba wax and also from wool-fat. **carnic a.**, a compound, probably a dipeptid, $C_{10}H_{15}N_3O_5$, formed by the decomposition of carniferrin. It is found in the muscles in the form of phosphocarnic acid. **caronic a.**, a solid dibasic acid, $(CH_3)_2C(CH.COOH)_2$, derived by oxidation from carone. **carthamic a.**, a red stain, $C_{14}H_{16}O_7$, from safflower. **caryophyllic a.** Same as *eugenol.* **caseanic a.**, an acid, $C_9H_{16}N_2O_7$, found in casein. **caseinic a.**, an acid, $C_{12}H_{21}N_2O_5$, found in casein. **catechuic a.** Same as *catechin.* **catechutannic a.**, a variety of tannic acid from catechu. **cathartic a., cathartinic a.**, a laxative principle from senna. Dose, 4–6 gr. (0.26–0.4 gm.). **cephalinic a.**, an unsaturated acid of the linolnic acid series found in cephalin. **cephalylphosphoric a.**, by the loss of neurin, cephalin becomes cephalyl-phosphoric acid. **cerebric a.**, a compound derived from the brain tissue and containing cerebrose. **cerebronic a.**, a fatty acid, $C_{25}H_{50}O_3$, derived from sphingomyelin. **cerotic a., cerotinic a.**, a fatty acid, $CH_3(CH_2)_{25}COOH$, from beeswax and other waxes. **cetraric a.** Same as *cetrarin.* **chaulmoogric a.**, an unsaturated fatty acid, $C_5H_7(CH_2)_{12}COOH$, from chaulmoogra and hydnocarpus oils. Its ethyl ester is used in the treatment of leprosy. Dose, 1 c.c. intramuscularly, slowly increased to 6 c.c. **chelidonic a.**, a crystalline acid, $C_5H_2O_2(COOH)_2$, from *Chelido'nium ma'jus.* **chelidonic a.**, succinic acid. **chenocholalic a.**, a compound, $C_{27}H_{44}O_4$, from the bile of the goose. **chenotaurocholic a.**, a crystalline compound, $C_{29}H_{49}NSO_6$, occurring in the bile of geese. **chinovic a.**, a white crystalline powder contained in cinchona bark. **chitonic a.**, an acid, trihydroxymethyl-tetrahydrofurfurane-carboxylic acid, $CH_2OH.CHO(CHOH)_2.CH COOH$, formed by the oxidation of chitose. **chloracetic a.**, an acid in which the three hydrogen atoms of acetic acid are wholly or partly replaced by chlorin: it occurs, therefore, in three forms, called respectively monochloracetic, dichloracetic, and trichloracetic acid, the more chlorin, the more caustic the acid. All are strongly caustic. **chlorauric a.**, yellow hygroscopic crystals of gold chlorid, $AuCl_3.HCl.4H_2O$, which contain 48 per cent. of metallic gold. **chlorhydric a.** See *hydrochloric a.* **chloropeptic a.** See *peptohydrochloric a.* **chloroplatinic a.**, $H_2PtCl_6.6H_2O$, made by dissolving metallic platinum in nitro-hydrochloric acid. **chloro-sulphonic a.**, an irritant war smoke, $ClSO_2.OH$ used in hand grenades. **chlorous a.**, a feebly acid compound, $HClO_2$, forming salts called chlorites. **cholalic a.**, an acid, $C_{24}H_{40}O_5$, from bile-acids. **cholanic a.** 1. The product, $C_{20}H_{28}O_6$, of the oxidation of cholalic acid. 2. The product, $C_{24}H_{34}O_8$, of the oxidation of choleic acid. **choleic a.**, a compound, $C_{24}H_{40}O_4$, occurring in bile. **choleocamphoric a.**, a compound, $C_{10}H_{16}O_4$, formed by the oxidation of cholalic acid. **cholesterinic a.**, an acid, $C_8H_{10}O_5$, obtained by oxidizing cholic acid. **cholic a.** See *cholalic a.* **cholodinic a.**, an acid, $C_{24}H_{38}O_4$, derived from cholic acid. **choloidanic a.**, an acid, $C_{16}H_{24}O_7$, derived from cholic acid. **cholonic a.**, an acid, $C_{26}H_{41}NO_5$, formed by dehydration of glycocholic acid. **chondroitic a., chondroitin-sulphuric a.**, a compound, $C_{18}H_{27}NSO_{17}$, found in cartilage and in the amyloid liver, and due to the decomposition of chondromucoid **chromic a.** 1. A dibasic acid, H_2CrO_4: its salts are called chromates. 2. Chromium trioxid, CrO_3: a crystalline anhydrid used as an escharotic for the removal of warty growths. **chrysenic a.**, a crystalline compound, $C_{17}H_{12}O_3$. **chrysophanic a.**, a yellow crystalline acid, dioxy-methyl-anthraquinone, $CH_3.C_{14}H_5O_2(OH)_2$, from senna, rhubarb, certain lichens, etc., and from chrysarobin, whose therapeutic properties it shares. Dose, 1–10 gr. (0.065–0.666 gm.). **cinchomeronic a.**, pyridin-dicarboxylic acid, $C_5H_3N(COOH)_2$, formed from cinchonin by oxidation. **cinchonic a.**, quinolincarboxylic acid, $C_9H_6N(COOH)$, formed from cinchonin by oxidation. **cinnamic a.**, a white, crystalline acid, phenyl acrylic acid, $C_6H_5(CH)_2$-

COOH, from cinnamon, storax, the balsams, and other aromatic resins: used outwardly and inwardly in tuberculosis. Hypodermic dose, 1–10 min. (0.066–0.666 c.c.). **citraconic a.**, a crystalline compound, methyl-maleic acid, $COOH.C(CH_3):CH.COOH$, formed by distilling citric acid **citric a.**, a tribasic, crystalline acid, $COOH\,C(OH)(CH_2.COOH)_2$, from lemons, limes, etc. It forms citrates: is antiscorbutic, refrigerant, and diuretic. Dose, 10–30 gr (0.666–2 gm.). **cocatannic a.**, a compound found in the leaves of *Erythrox'ylon co'ca*. **colchicinic a.**, an acid, $C_{16}H_{15}O_5$, formed from colchicin by heating it with hydrochloric acid. **comanic a.**, an acid, $C_6H_4O_4$, derived from chelidonic acid. **comenic a.**, a crystalline acid, oxypyrone-carboxylic acid, $OH\,C_5H_2O_2.COOH$, from opium. **copaibic a.**, an acid nearly identical with the resin of copaiba; it may be given in doses of 1–5 gr. (0.066–0.333 gm.). **coumaric a.**, an acid, oxycinnamic acid, $OH.C_6H_4.(CH)_2.COOH$, from coumarin, readily convertible into salicylic acid. **coumarilic a.**, a crystalline acid, $C_9H_6O_3$, from coumarin. **crenic a.**, an acid, $C_{24}H_{12}O_{16}$, from certain spring-waters and from the soil. **cresosulphuric a.**, a substance, $CH_3.C_6H_4.SO_2\,OH$, found in small quantities in the urine. **cresotic a.**, **cresotinic a.**, an acid, $CH_3\,C_6H_3(OH).COOH$, oxytoluic acid, occurring in three modified forms, ortho-, meta-, and para-: its sodium salt is antipyretic. **cresylic a.** See *cresol*. **croconic a.**, a yellow crystalline acid, $CO(CO.C.OH)_2.3H_2O$. **crotonic a.**, an unsaturated fatty acid, $CH_3.CH:CH.COOH$, found in croton oil. **crotonoleic a.**, an unsaturated fatty acid found in croton oil. It closely resembles ricinoleic acid, but is more irritant. **crotonolic a.** Same as *crotonol*. **cryptophanic a.**, an amorphous acid, $C_{10}H_{18}O_{10}N_2$, said to be found in the urine. **cubebic a.**, a strongly diuretic principle, $C_{13}H_{14}O_7$, from cubeb: purgative. **cumic a.**, an acid, $C_6H_4(C_3H_7)COOH$, formed by the oxidation of cuminol. **cuminuric a.**, cumic acid is paired with glycocoll and excreted in the urine as cuminuric acid, $(CH_3)_2\,CH.C_6H_4\,CO\,NH.CH_2\,COOH$. **cyanhydric a.** See *hydrocyanic a.* **cyanic a.**, an acid, $N:C.OH$, stable at low temperatures has vesicant properties **cynurenic a.**, oxychinolin carbonic acid, $C_9H_5N\,OH.COOH$, found in dog's urine, being derived from protein. **cyanuric a.**, a white crystalline compound, $(HCNO)_3\,2H_2O$, formed by heating urea. **damalic a.**, C_7H_8O, said to occur in urine. **damaluric a.**, $C_7H_{12}O_2$, found in human urine and in that of cows. **decoic a.** See *capric a.* **dehydrocholalic a.**, an acid, $C_{24}H_{34}O_5$, formed by the oxidation of cholalic acid. **dehydrocholeic a.**, an acid, $C_{24}H_{34}O_4$, formed by the oxidation of choleic acid. **dekacrylic a.**, a yellow acid, $C_{10}H_{18}O_2$, from cork. **deoxycholeic a.**, one of the bile acids. **desoxalic a.**, a crystalline acid, $COOH.CHOH.C(OH)(COOH)_2$. **desoxycholalic a.**, an acid, $C_{24}H_{40}O_4$, formed by the reduction of cholalic acid. **dextrotartaric a.**, ordinary tartaric acid, which turns the plane of polarization to the right **diacetic a.**, acetoacetic acid, $CH_3.CO.CH_2\,COOH$, one of the acetone bodies occurring in diabetic urine. **diacetyltannic a.** See *tannigen*. **dialuric a.**, tartronyl urea; a crystalline acid, $CO(NH.CO)_2CH\,OH$, obtainable from alloxan. **diamino-acetic a.**, an acid, $CH(NH_2)_2COOH$, formed by heating casein in sealed tubes with concentrated hydrochloric acid. **diaminocaproic a.** Same as *lysin*. **diaminovaleric a.** See *ornithin*. **diaminotrihydroxydodecanoic a.**, an amino-acid obtained from casein, $C_{12}H_{26}N_2O_5$. **diazobenzene-sulphonic acid,** an aromatic acid, $C_6H_5.N_2.SO_2OH$, used in Ehrlich's diazo-reaction. **dibromgallic a.** Same as *gallobromol*. **dibromobarbituric a.** See *dibromin*. **dichloracetic a.**, $CHCl_2.COOH$, an acid formed from acetic acid by substitution. **diethylbarbituric a.** Same as *veronal*. **digallic a.** Same as *tannic a.* **diglycoldisalicylic a.**, a compound, $O(CH_2COOC_6H_4COOH)_2$, used like aspirin. **dihydroxystearic a.**, an acid, $CH_3(CH_2)_7.(CHOH)_2(CH_2)_7COOH$, obtained by oxidizing oleic acid and found in castor oil. **diiodolaricinic a.** See *frigusin*. **diiodo-salicylic a.**, a yellowish-white crystalline powder, $OH.C_6H_2I_2.COOH$, used as an antipyretic and analgesic in doses of 8–20 gr. (0.5–1.2 gm.). **dimethyl-arsenic a.** Same as *cacodylic a.* **dimethyl-colchicinic a.**, an acid, $C_{18}H_{19}O_5N$, formed from colchicin by heating it with hydrochloric acid. **diolic a.**, an acid, $C_{10}H_{18}O_3.H_2O$, produced by boiling diosphenol with alcoholic potash **dioxy-diamino-suberic a.**, an acid, $C_8H_{16}N_2O_6$, obtained from casein. **dioxyphenylacetic a.** See *hemogentisic a.* **dioxysalicylic a.** See *gallic a.* **dithio-aminolactic a.** Same as *cystein*. **dithiochloralsalicylic a.**, a reddish-yellow powder, $S_2C_6H.Cl.OH.COOH$: antiseptic. **dithiodiamino-ethylene-lactic a.** See *cystein*. **dithio-salicylic a.**, a light yellowish powder, $OH.C_6H_2S_2.COOH$, proposed as a substitute for salicylic acid. **doeglic a.**, an oleic acid, $C_{19}H_{36}O_2$, from doegling oil: it is isomeric with jecoleic acid. **draconic a.** See *anisic a.* **durylic a.**, a crystalline compound, trimethylbenzoic acid, $(CH_3)_3C_6H_2\,COOH$ **elaidic a.**, an unsaturated fatty acid, $CH_3(CH_2)_7\,CH:CH.(CH_2)_7\,COOH$, isomeric with oleic acid, and formed by treating the latter with nitrous acid. **elaieimic a.**, a fatty acid from mutton tallow, used in rheumatism and gout. **ellagic a.**, an acid, $C_{14}H_8O_9$, occurring in Oriental bezoars and prepared from gallic acid **embelic a.**, a vermifuge compound, $C_9H_{14}O_2$, from *Embelia ribes*. **emulcic a.**, an acid derived from the albumin of almonds. **enanthylic a.**, a compound formed by the action of nitric acid on fatty substances. **eosolic a.**, acetyl creosoto-trisulphonic acid, whose salts are called eosolates. **episaccharic a.**, a saccharic acid obtained when nucleic acid is hydrolyzed with nitric acid. It is the oxidized form of an unknown hexose. **ergotic a.**, a principle contained in ergot. **ergotinic a.**, an acid from ergot, not poisonous when given by the mouth, but toxic if injected through the skin. **erucic a.**, an unsaturated fatty acid, $CH_3(CH_2)_7CH:CH(CH_2)_{11}COOH$, isomeric with brassic acid. It exists as a glycerid in oil of rape-seed and of mustard. **ethylene lactic a.** See under *lactic a.* **ethylidene lactic a.** See under *lactic a.* **ethyl-sulphonic a.**, an acid, $CH_3\,CH_2\,SO_2\,OH$, found in the urine after the administration of sulphonal. **eugenic a.** Same as *eugenol*. **excretolic a.**, **excretoleic a.**, a fatty acid separable from feces. **fatty a.**, any monobasic aliphatic acid producible by the oxidation of a primary alcohol, and having the general formula $C_nH_{2n}O_2$. **fellic a.**, an acid, $C_{23}H_{40}O_4$, said to be obtainable from human bile. **ferulic a.**, an acid, methyl-caffeic acid, $CH_3O\,C_6H_3.(OH)(CH)_2.COOH$, obtained from asafetida by precipitation with lead acetate. **fibril a.**, an amorphous, colorless horny compound dissolving in acidified alcohol, contained in the neurofibrils. It stains an intense violet with toluidin blue. See *Nissl a.* **filicic a.**, a tasteless, white, amorphous powder from male-fern. It is anthelmintic, but poisonous, and should be used with caution. Dose, 8–15 gr (0.5–1 gm.). **fluoric a.** See *hydrofluoric a.* **fluosilic a.** See *hydrofluosilicic a.* **formic a.**, a colorless pungent liquid, HCOOH, from nettles; derivable from oxalic acid and from glycerin. It is vesicant and counterirritant. **frangulic a.**, a yellowish-brown, crystalline substance, $C_{14}H_8O_4$, from frangulin; aperient. **fulminic a.**, an unstable acid carbyl-oxime, $C:N.OH$, isomeric with cyanic acid. It has the odor of hydrocyanic acid and is equally as poisonous. Mercury fulminate is used as a detonating agent. **fumaric a.**, an unsaturated dibasic acid, $COOH.CH:CH.COOH$, isomeric with maleic acid; derived from Island moss. It is isomeric with maleic acid. **gadinic a.**, a fatty acid existing in cod-liver oil. **gaidic a.**, a crys-

talline compound, $C_{16}H_{30}O_2$, from hypogeic acid. **galactonic a.** Same as *lactonic a.* **galacturonic a.**, an acid analgous to and isomeric with glycuronic acid, being an oxidized form of galactose, $COH.(CHOH)_4COOH$ It is the basic constituent of pectin. Called also *pectic a.* **gallic a.** [L. *acidum gallicum*], a white crystalline acid, trihydroxy-benzoic acid, $(OH)_3C_6H_2.COOH.H_2O$, from nutgalls and tannic acid. It is astringent and disinfectant. Dose, 10–30 gr. (0.66–2 gm). **gallotannic a.**, ordinary tannin. **gambogic a.**, a resin, $C_{20}H_{23}O_4$, obtainable in large quantities from gamboge. **gentiotannic a.**, a variety of tannic acid, $C_{14}H_{10}O_3$, from gentian root. Same as *gentianin.* **gentisinic a.**, dihydroxy-benzoic acid, $(OH)_2C_6H_3.COOH$, obtained by melting gentianin with potassium hydroxid. **glucic a.**, a colorless soluble acid formed from cane-sugar by the action of caustic potash. **gluconic a.**, a dextrorotary monobasic acid, $CH_2OH(CHOH)_4$-COOH, obtained by the oxidation of dextrose, cane-sugar, dextrin, starch, or maltose. **glucothionic a.**, a sulphuric acid ester of an unknown carbohydrate isolated from the mammary gland. **glutamic a., glutaminic a.**, a crystalline dibasic amino acid, $COOH.(CH_2)_2\,CH(NH_2)\,COOH$, obtained by the digestion or hydrolytic decomposition of proteins. **glutaric a.**, normal pyrotartaric acid, $CH_2(CH_2.COOH)_2$. **glyceric a.**, a dihydroxymonobasic acid formed by the oxidation of glycerol. It is dihydroxy-propionic acid, CH_2-$OH.CHOH\,COOH$. **glycero-arsenic a.**, an acid, $AsO(OH)_2OC_3H_5(OH)_2$. Its salts are glycero-arsenates. **glycero-phosphoric a.**, a pale yellow, oily liquid, $H_2PO_4\,C_3H_5(OH)_2 + H_2O$, an acid, certain of whose salts are nerve tonics, and are serviceable in pnosphaturia **glycochoieic a.**, an acid, $C_{26}H_{43}NO_5$, found in bile. **glycocolic a.**, one of the bile acids that yields glycocoll and cholic acid on hydrolysis. **glycollic a.**, an acid, $CH_2OH\,COOH$, formed by treating oxalic acid with nascent hydrogen called also *oxyacetic a.* **glycoluric a.**, a crystalline acid, a ureid of glycollic acid, $NH_2\,CO\,NH.CH_2\,COOH$, formed by heating urea with glycocoll called also *hydantoic a.* and *uramino-acetic a.* **glycosuric a.**, an acid found in the urine in certain conditions. It causes the urine to turn black on exposure to the air. **glycuronic a.**, a compound, $CHO.(CH.OH)_4.COOH$, found in the urine combined with camphor, chloral, chloroform, and many aromatic bodies, and after division of the renal nerves. **glycyrrhizic a.** Same as *glycyrrhizin.* **glyoxylic a.**, a crystalline acid, dihydroxyacetic acid, $(OH)_2\,CH\,COOH$, used in Hopkins-Cole reaction for tryptophan. **granatotannic a.**, the tannic acid, $C_{20}H_{16}O_{13}$, of pomegranate bark. It is a greenish-yellow, amorphous powder. **guaiacol-carbonic a.**, a patented remedy, $C_6H_3(OH)(OCH_3)COOH + 2H_2O$, a white, crystalline powder. This acid and its salts are antiseptic and antirheumatic. **guaiacol-sulphonic a.** Same as *guaiacyl.* **guaiaconic a.**, an acid, $C_{20}H_{24}O_5$, from guaiac resin. **guaiaretic a.**, an acid, $C_{20}H_{26}O_4$, from guaiacum. **guanylic a.**, a mononucleotid made up of guanin, phosphoric acid, and a pentose. **gummic a.**, arabin. **gurjunic a.**, a compound, $C_{22}H_{34}O_4$, from the resin of gurjun balsam. **gymnemic a.**, an acid, $C_{32}H_{55}O_{12}$, from *Gymnema sylvestre*, a southern Asiatic shrub placed in the mouth, it temporarily abolishes the sense of taste. **gynocardiac a.**, an oily acid, $C_{14}H_{24}O_2$, from the seeds of *Gynocardia odorata.* antisyphilitic and antirheumatic, sometimes used in liniments. Dose, ½–3 gr. (0.032–0.194 gm). **haloid a.**, an acid which contains no oxygen in the molecule, but is composed of hydrogen and a halogen element. **helvellic a.**, the active constituent of the fungus *Morchella helvella.* It is poisonous, producing symptoms similar to those induced by phallin. **hemipinic a.**, an acid, $C_{10}H_{10}O_6$, obtained by oxidizing narcotin. **hexa-methyleneamin-salicyl-sulphonic a.**, a white, crystalline compound, $(CH_2)_6N_4\,SO_2OH.C_6H_3.(OH)COOH$. used as a urinary antiseptic in doses of 10–20 gr. (0.0–1.3 gm.). **hidrolic a., hidrotic a.** See *sudoric a.* **hippuric a.**, a crystallizable acid, benzoyl amino-acetic acid, $C_6H_5\,CO\,NH.CH_2.COOH$, from the urine of domestic animals; more rarely found in human urine. See *hippurate.* **hircic a.**, an acid with a peculiar odor, found in goat's milk. **homogentisic a.**, an acid, dihydroxy-phenyl-acetic acid, $(OH)_2C_6H_3.CH_2.COOH$, sometimes found in the urine, as in alkaptonuria, and thought to be a product of bacterial action on tyrosin. Called also *hydroquinone acetic acid.* **homophthalic a.**, a crystalline acid, phenyl-aceto-carboxylic acid, $COOH\,C_6H_4.CH_2.COOH$, formed by fusing gamboge with caustic potash. **homopiperidinic a.**, an amino-acid, $NH_2(CH_2)_4.COOH$, found in decomposing meat. Called also *amino-valerianic a.* **humic a.**, an acid, $C_{40}H_{15}O_5$, from peat, soil, certain waters, etc. **humulotannic a.**, the tannic acid of hops, $C_{50}H_{48}O_{26}$. **hydantoic a.** See *glycoluric a.* **hydnocarpic a.**, an unsaturated fatty acid, $C_5H_7(CH_2)_{10}COOH$, obtained from chaulmoogra and hydnocarpus oils. Its ethyl ester is used in the treatment of leprosy. Dose, 1 c.c intramuscularly, slowly increased to 6 c.c **hydracrylic a.** See under *lactic a.* **hydrazoic a.** See *triazoic a.* **hydriodic a.** [L. *acidum hydriodicum*], a gaseous, haloid acid, HI Its aqueous solution and its syrup are used as alteratives. Dose of syrup, ½–3 dr. (2–12 c.c.). **hydrobromic a.**, a gaseous, haloid acid, HBr: its 10 per cent. aqueous solution (*acidum hydrobromicum dilutum*) is used like the bromids. Dose, 3–120 min. (0.19–7.4 c.c). **hydrocaffeic a.**, an acid, dihydroxy-phenyl-propionic acid, $(OH)_2$-$C_6H_3\,CH_2\,CH_2\,COOH$, formed by treating caffeic acid with sodium amalgam. **hydrochloric a.**, a colorless gas, HCl: its solution in 68 parts of water (*acidum hydrochloricum*, U. S. P) is a digestant. The 10 per cent. solution (*acidum hydrochloricum dilutum*) is exhibited in doses of 3–10 min (0.2–0.660 c.c) **hydrochloroplatinic a.**, reddish-brown, deliquescent crystals of $H_2PtCl_6\,6H_2O$. The salts are chloroplatinates **hydrocinnamic a.**, a balsamic cinnamic acid derivative, beta-phenyl-propionic acid, $C_6H_5\,CH_2\,CH_2\,COOH$, in white needles used in tuberculosis Dose, 1–2.5 gr (0.05–0.15 gm). **hydrocumaric a.**, an acid, beta-phenol-propionic acid, $OH.C_6H_4\,(CH_2)_2$-$COOH$, sometimes found in the urine and derived from the putrefaction of protein **hydrocyanic a.**, a colorless liquid, HCN, extremely poisonous. Its 2 per cent solution (*acidum hydrocyanicum dilutum*) is a valuable antispasmodic. Dose, 1–5 min. (0.066–0.333 c.c) **hydrofluoric a.**, a gaseous, haloid acid, HF, extremely poisonous. The gas, much diluted with air, has been used as an inhalant in phthisis **hydro-fluo-silicic a.**, an acid, H_2SiF_6, formed by passing silicon tetrafluorid into water. **hydro-para-cumaric a.**, an isomer of hydro-cumaric acid, sometimes found in the urine of dogs. **hydroquinone-acetic a.** See *homogentisic a.* **hydrosulphuric a.**, an offensive gas, H_2S, much used as a chemic reagent. For tuberculosis, the gas has been prescribed as a rectal injection and for inhalation **hydrosulphurous a.** See *thio-sulphuric a.* **hydroxybutyric a.** See *beta-oxybutyric a.* **hydroxypentacosanic a.** See *cerebronic a.* **hydroxystearic a.**, a monohydroxy acid, $CH_3(CH_2)_7$-$CHOH(CH_2)_8COOH$, found in castor oil. **hydrozosophalic a.**, a toxic agent obtainable from artificial salicylic acid. **hydrurilic a.**, an acid, $C_8H_6N_4O_6.2H_2O$, obtained as the ammonium salt on boiling allovantin with dilute sulphuric acid. **hyoglycocholic a.**, an acid, $C_{27}H_{47}NC_5$, occurring in the bile of pigs. **hyotaurocholic a.**, an acid, $C_{26}H_{45}NSO_6$, occurring in pigs' bile in the form of its sodium salt. **hypobromous a.**, the acid, HBrO, forming hypobromites, which are used in testing for urea. **hypochlorous a.**, the compound HClO, a disinfectant and bleaching agent.

Its salts (hypochlorites) are somewhat in use as medicinal agents. **hypogeic a.**, an unsaturated, fatty acid, $CH_3(CH_2)_7.CH:CH(CH_2)_5COOH$, found in the oil of the peanut, *Ar'achis hypogæ'a*. **hyponitrous a.**, a monobasic acid, HNO. **hypophosphorous a.**, the acid, H_3PO_2, forming hypophosphites. **hypophosphorous a., dilute**, a 10 per cent. solution of the acid in water: used like the hypophosphites. Dose, 10–30 min. (0.666–2 c.c.). **hyposulphurous a.**, thiosulphuric acid. **hypoxanthylic a.**, any nucleic acid containing hypoxanthin. **ichthulinic a.**, an acid derived from ichthulin by treating the latter with alkalis. **ichthyol-sulphonic a.**, an ichthyol derivative, which, with its salts (ichthyolsulphonates), is serviceable in skin diseases and in gynecology. Its ammonium salt is commonly prescribed as *ichthyol* (q. v.). Called also *sulphichtholic acid*. **igasuric a.**, an acid found in St. Ignatius bean. **indolacetic a.**, a compound occurring in the urine in minute quantities in pathologic conditions of the digestive tract. a decomposition product of tryptophan. **indolpropionic a.**, a decomposition product of tryptophan. **indoxylic a.**, an acid, $C_9H_7NO_3$, formed by fusing its ethyl ester with caustic soda. **indoxylsulphonic a.**, an acid found in the urine as a potassium salt and known as indican (q. v.). **inosinic a.**, a mononucleotid made up of hypoxanthin, ribose, and phosphoric acid. It is one of the decomposition products of nucleic acid and is also found in muscle tissue. **iodic a.**, a monobasic acid, HIO_3, its dilute solutions are alterative used hypodermically. **iodo-oxyquinolinsulphonic a.** Same as *loretin*. **iodo-phenylarsenic a.**, a proposed substitute for atoxyl. It is similar to atoxyl, but the amino-group has been replaced with iodin, $C_6H_4I.AsO(OH)_2$. **iodosalicylic a.**, an antipyretic, analgesic, and antiseptic compound, $OH.C_6H_3I.COOH$. Dose, 5–10 gr. (0.3–0.6 gm.). **iodosobenzoic a.**, an antiseptic agent, $C_6H_4(IO)COOH$, used like iodoform **iridic a.**, an acid, $C_{16}H_{12}O_5$, from orris root **isanic a.**, a crystalline acid, $C_{14}H_{20}O_2$, from isano oil a violent purgative. **isethionic a.**, a thick, liquid, hydroxy-ethyl-sulphonic acid, $CH_2(OH).CH_2.SO_2.OH$, isomeric with ethyl-sulphuric acid; formed by the action of nitrous acid on taurine. **isobilianic a.**, an acid, $C_{24}H_{34}O_8$, derived along with bilianic acid by the oxidation of dehydrocholalic acid. **isobutyl-amino-acetic a.** Same as *leucin*. **isobutyric a.**, an acid, $(CH_3)_2CH.COOH$, a product of putrefaction of proteid found in the urine. **isodialuric a.**, an acid, $CO(NH.CO)_2.CHOH$, isomeric with dialuric acid and formed from oxyuracil by the action of bromin-water. **isopentoic a.** See *isovalerianic a.* **isopropyl-amino-acetic a.** See *valin*. **isosaccharic a.**, an acid, $COOH.CH(O).(CHOH)_2.CH.COOH$, resulting from the oxidation of glucosamin with nitric acid. **isosulphocyanic a., isothiocyanic a.**, an acid, HNCS, whose salts are isosulphocyanates or isothiocyanates. **isouric a.**, an acid, $NC.NH.CH(CO.NH)_2CO$, formed by the combination of cyanamid and alloxantin and which yields uric acid when boiled with hydrochloric acid. **isovalerianic a.**, an acid, $(CH_3)_2CHCH_2COOH$, of unpleasant odor, found in cheese, in the sweat of the feet, in the urine of small-pox, in typhus, and in acute yellow atrophy of the liver. Called also *isopentoic a.* **jervic a.**, an acid, $C_{14}H_{10}O_{12}.2H_2O$, from *Veratrum album*. **juglandic a.**, an acid from the bark of *Ju'glans cine'rea*, considered to be the same as nucin. **kephalophosphoric a.** See *cephalophosphoric a.* **ketostearic a.**, an oxidized form of stearic acid, $CH_3(CH_2)_{11}CO(CH_2)_4COOH$, found in mushrooms. **kinic a.** See *quinic a.* **kinotannic a.**, the tannic acid of kino. **krameric a.** See *ratanhiatannic a.* **kynurenic a.** See *cynurenic a.* **laccic a.**, a brownish red, crystalline compound, obtained from lac dye. **lactic a.**, a monobasic acid, hydroxy propionic acid, $C_3H_6O_3$, alpha-hydroxy-propionic acid is known in three stereo-isomeric forms. (*a*) Dextro-lactic acid (para-lactic acid), $CH_3.CHOH.COOH$, called also sarco-lactic acid because it occurs in flesh, can be obtained conveniently from beef extract (*b*) Levo-lactic acid, $CH_3.CHOH.COOH$, is produced by the fermentation of dextrose by micrococcus acidi levolactici. (*c*) Inactive, ethylidene, racemic or fermentation lactic acid, $CH_3.CHOH.COOH$, is the ordinary kind found in sour milk, in the stomach, and in certain fermented foods, such as saur kraut, silage, etc. It is a syrupy fluid and is used as a solvent of the membrane in diphtheria and as a local application in tuberculous ulcers. Beta-hydroxy-propionic acid, $CHOH.CH_2.COOH$ called also ethylene-lactic acid, is not found in the body. **lactonic a.**, a crystallizable monobasic acid, $CH_2OH.(CHOH)_4.COOH$, produced by the oxidation of milk-sugar, gum arabic, or galactose **lactucic a.**, a bitter principle from lactucarium. **laricic a., larixinic a.**, a crystallizable acid, $C_{10}H_{10}O_5$, from the bark of the European larch called also *larixin* **laricinolic a.**, an acid resin, $C_{20}H_{30}O_2$, found in Venice turpentine. **larinolic a.**, an amorphous acid resin, $C_{18}H_{26}O_2$, forming one of the principal constituents of Venice turpentine. **lauric a., laurostearic a.**, a compound, $C_{12}H_{24}O_2$, from oil of laurel and other oils. **leuconic a.**, a crystalline acid, $C_5O_5 + 4H_2O$, obtained by oxidizing croconic acid. **levotartaric a.**, a form of tartaric acid which turns the plane of polarization to the left. **levulinic a.**, an acid, $CH_3COCH_2CH_2COOH$, or β-acetyl-propionic acid, from the nucleic acid of the thymus gland. It occurs in the form of hygroscopic scales. **lignoceric a.**, an acid, $C_{24}H_{48}O_2$, obtained from kerasin by hydrolysis **lignulmic a.**, a dark brown, crystalline acid, $C_{54}H_{28}O_6$, closely allied to ulmic acid. **linoleic a.**, an unsaturated, fatty acid, $C_{18}H_{32}O_2$. **linolenic a.**, an unsaturated, fatty acid, $C_{18}H_{30}O_2$, from linseed oil. **lithobilic a.**, an acid derivable from various bile-products. **lithofellic a.**, an acid, $C_{20}H_{36}O_4$, occurring in the intestinal concretions of ruminant animals. **lysalbic a.**, a compound formed by treating egg-albumen with caustic alkali. **lysuric a.**, an acid, $C_6H_{12}(COC_6H_5)_2N_2O_2$, obtained from lysin. **maizenic a.**, a diuretic compound from the silk of Indian corn (*Zea mays*). Dose, $\frac{1}{8}$ gr. (0.008 gm.). **maleic a**, an unsaturated dibasic acid, $(CH.COOH)_2$. **malic a.**, an acid, hydroxy-succinic acid, $COOH.CH_2.CH(OH).COOH$, found in unripe and sour apples and in many other fruits. It has been prescribed for scurvy, and its iron salt, ferric malate, has been employed in medicine. **malonic a.**, a crystalline dibasic acid, $COOH.CH_2COOH$, formed by oxidizing malic acid with chromium trioxid. **mandelic a.**, an acid, phenyl-glycollic acid, $C_6H_5.CHOH.COOH$, from oil of bitter almonds It is one of the constituents of homatropin **manganic a.**, an acid, H_2MnO_4, formed by fusing manganese dioxid with potassium or sodium hydroxid **mannitic a.**, a compound, $CH_2OH(CHOH)_4COOH$, derived from mannitol by the action of platinum black **mannonic a.**, a compound, $CH_2OH(CHOH)_4COOH$, formed by oxidizing mannose. **margaric a.** 1. An artificial fatty acid, $CH_3(CH_2)_{15}COOH$. 2. The incorrect name of a mixture of stearic and palmitic acids. **margosic a.**, an acid derived from the oil of the seeds of the margosa tree. With its salts (margosates) it is used in syphilis. **meconic a.**, a white, crystalline acid, oxypyrome dicarboxylic acid, $OH.C_5HO_2(COOH)_2$, from opium: feebly narcotic. **medullic a.**, a colorless compound, $C_{20}H_{41}COOH$, found in beef-suet and beef-marrow. **melanogallic a.**, an amorphous, tasteless compound, $C_6H_4O_2$, formed by heating gallic or tannic acid. Called also *metagallic a.* and *gallhumic a.* **melassic a.**, a dark colored insoluble acid formed from cane-sugar by the action of caustic potash. **melilotic a.**, an acid, phenol-propionic acid, $OH.C_6H_4(CH_2)_2.COOH$, from coumarin. **melissic a.**, a crystalline fatty acid, $CH_3(CH_2)_{28}COOH$,

from beeswax. **mellitic a.**, benzene-hexacarboxylic acid, $C_6(COOH)_6$. **mercapturic a.**, one of a series of acids formed in the body on the introduction of a halogen derivative of benzol. They are formed by combination with cystein. See *bromphenyl mercapturic a.* **mesitylenic a.**, $C_6H_3(CH_3)_2COOH$, an oxidized form of mesitylene. **mesityluric a.**, the form in which mesitylene is excreted in the urine combined with glycocoll, $C_6H_3(CH_3)_2CO\,NH\,CH_2\,COOH$. **meso-tartaric a.**, an optically inactive form of tartaric acid by internal compensation, $COOH(CHOH)_2COOH$. Called also *antitartaric a.* **mesoxalic a.**, dihydroxy-malonic acid, $(OH)_2C(COOH)_2$, an oxidation product of glycerol. **meta-gallic a.** See *pyrogallol.* **metaphosphoric a.**, a glassy solid substance, HPO_3, soluble in water. used as a test for albumin in the urine. **metarsenic a.**, the acid, $HAsO_3$, which forms metarsenates. **meta-saccharic a.**, a dibasic tetrahydroxy acid formed by the oxidation of mannitol It is $COOH(CHOH)_4$ COOH, and in the free state passes into a double lactone. **metastannic a.**, there are two metastannic acids from the oxidation of tin; the alpha-acid is $H_4SnO_4[Sn(OH)_4]$, the beta-acid is H_2SnO_3-$[SnO(OH)_2]$. **metatartaric a.**, one of the modifications of tartaric acid produced by heat. **metavanadic a.** See *vanadic a.* **methionic a.**, an acid, $CH_2(SO_2OH)_2$· used in the preparation of ether. **methyl-amino-acetic a.** Same as *sarcosin.* **methyl-arsinic a.**, a white, crystalline compound, $CH_3.AsO(OH)_2$, an organic derivative of arsenic. **methylene-hippuric a.**, a compound readily giving off formaldehyd. used as an antiseptic. **methyl-guanidin-acetic a.** Same as *creatin.* **methyl-hydantoic a.**, an acid, glycoluric acid, $NH_2\,CO.N(CH_3).CH_2.COOH$, obtained by boiling creatin with barium hydroxid. **methyl-phenylquinolincarboxylic a.** See *paratophan.* **methyl-protocatechuic a.**, vanillic acid **molybdenic a.**, **molybdic a.**, the acid, H_2MoO_4: used homeopathically. **monamino a.**, **monoamino a.**, an organic acid which contains an NH_2 group. **monatomic a.**, an acid containing one atom of replaceable hydrogen. **mono-aminodicarboxylic a.**, an acid containing one amino group and two carboxyl groups in the molecule. Glutamic acid is an example **mono-amino-mono-carboxylic a.**, an acid having one amino-group and one carboxyl-group in the molecule. Alanin is an example. **monobasic a.** See *monatomic a.* **monochlor-acetic a.**, $CH_2Cl.COOH$. See *chloracetic a.* **moritannic a.**, the tannic acid of fustic, *Mo'rus tincto'ria*, $C_{13}H_{10}O_6$. **morphoxylacetic a.**, a narcotic agent, $C_{17}H_{18}NO_3.C.H_2\,COOH$: narcotic, only one-fiftieth as toxic as morphin. **morrhuic a.**, an hydroxy acid, $C_9H_{13}O_3N$, found in small quantities in cod-liver oil **mucic a.**, a tetrahydroxy dibasic acid, $COOH(CHOH)_4COOH$, produced by oxidizing galactose or any carbohydrate containing galactose, such as milk-sugar, agar, galactitol, or the galactans. **muconic a.**, a dibasic acid, $COOH.(CH)_4\,COOH$, found in the urine of dogs that have been given benzene. **muriatic a.**, old name for *hydrochloric acid.* **myristic a.**, an acid, $CH_3\,(CH_2)_{12}.COOH$, found in spermaceti, nutmeg butter, and other fats under the form of myristin. **myronic a.**, a glucosid, $C_{10}H_{19}NS_2O_{10}$, found in black mustard: this acid, by the myrosin present, is changed into allyl mustard oil, glucose, and potassium sulphate on the addition of water. **naphthionic a.**, a white powder, naphthyl-amino-sulphonic acid, $NH_2.C_{10}H_6.SO_2OH$, used in iodism and nitrite poisoning and in bladder diseases. Dose, 8 gr. (0.5 gm.). **naphtholcarboxylic a.**, a white, crystalline substance, $C_{10}H_6(OH)CO_2H$: antiseptic and antiparasitic. **naphtholdisulphonic a.**, an acid, $C_{10}H_5(OH)(SO_2OH)_2$, derived from naphthol. **naphtholsulphonic a.**, an acid, $C_{10}H_6(OH)SO_2$-OH, derived from naphthol. **naphthylamin-sulphonic a.** See *naphthionic a.* **nastinic a.**, a fatty acid of high molecular weight found in nastin. **neurostearic a.**, a fatty acid, $C_{18}H_{36}O_2$, formed by the decomposition of phrenosin, found in cerebral tissue. **nicotinic a.**, an acid, pyridincarboxylic acid, $C_5H_4N(COOH)$, produced by oxidizing nicotin. **Nissl a.**, a compound occurring along with fibril acid in the neurofibrils. It is soluble in acidified water and in ammonia. See *fibril a.* **nitric a.**, a colorless liquid, HNO_3, extremely caustic and escharotic, decomposing most organic substances, and combining with bases to form nitrates. Official *nitric acid* contains 68 per cent. of pure acid; *dilute nitric acid*, 10 per cent.; and *crude nitric acid*, 61 per cent. Nitric acid is used as a caustic for ulcers, chancres, nasal growths, etc., and in solution of from 1 to 6 per cent. as an astringent and stimulant. It is used internally as a stomachic and hepatic stimulant. Dose, 3–15 min. (0.2–1 c c.). *Fuming nitric acid* is a brownish liquid giving off a suffocating vapor, and composed of the lower oxids of nitrogen. **nitro-ferro-cyanic a.**, a complex cyano-acid, $H_2[Fe(NO)Cy_6]$, formed by the action of nitric acid on potassium ferrocyanid. It is used as a salt in several tests. **nitrohydrochloric a.**, a yellowish mixture of concentrated nitric acid, 1 part, and hydrochloric acid, 4 parts· used in affections of the liver. Dose, 1–10 min. (0.066–0.666 c c.), used diluted. Called also *nitromuriatic a.* **nitrohydrochloric a., dilute**, a dilution of the preceding in 78 parts of water to the 100. Dose, 5–20 min (0.333–1.333 c.c.). **nitromuriatic a.** See *nitrohydrochloric a.* **nitroprussic a.** See *nitro-ferro-cyanic a.* **nitrous a.**, an unstable compound having the formula HNO_2. **nucleic a.**, an acid obtained from nuclein and nucleoproteins. It is a tetranucleotid, *i e.*, it is made up of four mononucleotids (q. v.). It is also a union of phosphoric acid with four glucosids or pentosids in which are the four bases: adenin, guanin, cytosin, and uracil. **nucleinic a.** See *nucleic a.* **nucleothyminic a.**, a patented yellowish-white powder prepared from the pancreas of the calf or from nucleic acid: used therapeutically. **œnanthylic a.** See *enanthylic a.* **oleic a.**, a colorless, liquid, unsaturated, fatty acid, CH_3-$(CH_2)_7CH:CH(CH_2)_7COOH$, which is a constituent of most of the common fats and oils. It is insoluble in water, but soluble in alcohol and ether. It forms oleates. **oleophosphoric a.**, a viscid yellow fluid, $C_{78}H_{143}PO_{12}$, occurring in the brain and believed to be a product of the decomposition of lecithin. **opianic a.**, a compound, $C_{10}H_{10}O_5$, obtained from narcotin. **organic a.**, any acid the radical of which is a carbon derivative; a compound in which a hydrocarbon radical is united to carboxyl, COOH. **ornithuric a.**, an acid, $C_6H_5.CO.NH(CH_2)_2\,CH.NH.CO.C_6H_5$, or dibenzoylornithin, occurring in the urine of birds fed on benzoic acid. **orotic a.**, an acid, $C_5H_{11}N_2O_4.2H_2O$, of unknown constitution, found in milk. **orsellinic a.**, a crystalline acid, $C_8H_8O_4$, from certain lichens. **ortho-aminosalicylic a.**, a grayish powder, $C_6H_3(NH_2)(OH)COOH$, used in chronic rheumatism. Dose, 3–7 gr. (0.2–0.5 gm.). **ortho-arsenic a.** See *arsenic a.* **ortho-boric a.** See *boric a.* **ortho-oxybenzoic a.**, salicylic acid. **orthophosphoric a.**, the ordinary phosphoric acid, H_3PO_4. **orylic a.**, an acid, $C_{18}H_{28}$-O_5N_4, obtained by boiling carniferrin with barytawater. **oshaic a.**, a principle resembling angelic acid, and found in osha. **osmic a.** 1. A dibasic acid, H_2OsO_4, forming salts called osmates. 2. (Incorrectly so called.) The perosmic anhydrid, a crystalline, odorous compound, OsO_4, used as a caustic, a stain for fats, and an analgesic remedy. Dose, $\frac{1}{60}$ gr. (0.00108 gm.). For the use of osmic acid as a stain, see *stains, table of.* **oxalic a.**, a poisonous, crystalline, dibasic acid, $(COOH)_2 + 2H_2O$: used as a disinfectant for the hands of surgeons, in pharmacy, the arts, and as a chemic reagent. Lime is the best antidote for oxalic acid poisoning. Dose for amenorrhea, $\frac{1}{2}$–$\frac{3}{4}$ gr. (0.0333–

0.048 gm.). **oxaluric a.**, a crystallizable acid. $NH_2.CO.NH.CO.COOH$, found in healthy urine, **oxamic a.**, it is the mono-amid of oxalic acid; a monobasic crystalline acid, $NH_2.CO.COOH$. **oxy-a.**, an acid that contains oxygen. **oxyacetic a.**, glycollic acid. **oxyamydalic a.**, **oxyformo-benzoylic a.**, a crystalline compound, parahydroxyphenylglycolic acid, $OH.C_6H_4.CHOH.COOH$, sometimes occurring in the urine in acute yellow atrophy of the liver. **oxybenzoic a.** See *salicylic a.* **oxybutyric a.**, a poisonous acid, CH_3-$CHOHCH_2COOH$, sometimes occurring in the urine in diabetes and sometimes in the blood. It frequently occurs in several isomeric forms. **oxy-carnic a.**, an acid, $C_{30}H_{41}N_9O_{15}$, derived from carnic acid. **oxygen a.**, an acid which contains oxygen. **oxylic a.**, an acid, $C_{18}H_{28}N_4O_8$, from carniferrin. **oxymandelic a.** Same as *oxy-amygdalic a.* **oxynaphthoic a.**, an acid, alpha-naphthol-carboxylic acid, $OH.C_{10}H_6.COOH$; a naphthylene homologue of salicylic acid. **oxy-naphthyl-ortho-oxytoluylic a.** Same as *epicarin.* **oxyphenylacetic a.** See *para-oxy-phenylacetic a.* **oxyphenylaminopropionic a.** Same as *tyrosin.* **oxypropionic a.** See *lactic a.* **oxyproteic a.**, a nitrogenous substance of unknown constitution, perhaps a peptid, sometimes found in the urine. **oxyproteinic a.**, a compound, occurring in normal urine. **oxy-protonic a.**, an acid formed by oxidizing proteins. Called also *oxyprotosulphonic a.* **oxy-toluic a.** See *cresotinic a.* **palmitic a.**, a fatty acid, $CH_3(CH_2)_{14}COOH$, found in most of the common fats and oils. **palmitolic a.**, an acid, isomeric with linoleic acid (q. v.). **parabanic a.**, a solid acid, $CO(NH.CO)_2$, derivable from uric acid by oxidation. **paracresotic a.**, an anti-pyretic substance, oxytoluic acid, $CH_3.C_6H_3(OH).$-$COOH$. Its sodium salt is an antipyretic: used in rheumatism of children. Dose, 2–120 gr. (0.133–8 gm.). **paraffinic a.**, an acid, $C_{24}H_{48}O_2$, formed when paraffin is oxidized with strong nitric acid. **parahydroxybenzoic a.**, an acid isomeric with salicylic acid, produced by boiling phenol with carbon tetrachlorid. **parahydroxyphenylgly-colic a.**, an acid, $OH.C_6H_4.CHOH.COOH$, de-rived from tyrosin by deaminization and oxidation. It is found in the urine at times. **para-iodo-phenyl-arsenic a.**, a colorless crystalline com-pound, $C_6H_4I.AsO(OH)_2$. **paralactic a.** See under *lactic a.* **paranucleic a.**, any one of a set of nucleic acids from which no nuclein bases are derivable. **para-oxyhydratropic a.**, an acid, $OH.C_6H_4.CH(CH_3).COOH$, a constituent of phlo-retin. **para-oxyphenyl-acetic a.**, an acid, $OH\ C_6H_4.CH_2.COOH$, derived from tyrosin by putrefactive changes in the intestines and some-times found in the urine. **para-oxyphenyl-propionic a.**, an acid, $OH.C_6H_4(CH_2)_2COOH$, sometimes found in the urine. **para-phenol-sul-phonic a.**, an acid, $OH.C_6H_4.SO_2OH$, produced by heating phenol with sulphuric acid. It is called also *sulphocarbolic a.* **pararosolic a.** trihy-droxyphenylmethane, $CH(C_6H_4OH)_3$: used as an indicator. **parasaccharic a.**, a dibasic acid, $COOH(CHOH)_4COOH$, obtained when glycyr-rhizic acid is hydrolyzed. It is isomeric with sac-charic acid. **paratartaric a.** Same as *racemic a.* **parillic a.** Same as *parillin.* **pectic a.** See *galacturonic a.* **pelargonic a.**, a normal fatty acid, $CH_3(CH_2)_7COOH$, found in oil of the garden geranium (pelargonium) and other plants. **peptohydrochloric a.**, the acid supposed to be formed by the combination of pepsin and dilute hydrochloric acid: called also *chloropeptic a.* and *pepsin hydrochloric a.* **perboric a.**, an oxidized form of boric acid, $HBO_3.4H_2O$. **perchloric a.**, a volatile colorless fuming liquid, $HClO_4$, highly caustic and explosive. **periodic a.**, a series of acids are formed by the union of different amounts of water with periodic anhydrid (I_2O_7) varying from HIO_4 to H_7IO_7. **permanganic a.**, a mono-basic acid, $HMnO_4$. Its salts are permanganates. **perosmic a.**, a yellow, crystalline, acid, anhydrid, OsO_4, with suffocating odor. It is used as an anti-neuralgic in sciatica, a discutient in tumors, and an antiepileptic. Dose, $\frac{1}{64}$ gr (0.001 gm.). **per-oxyprotonic a.**, a compound produced by oxid-izing oxyprotonic acid. **persulphuric a.**, an oxidized form, $H_2S_2O_8$, of sulphuric acid. **phen-aceturic a.**, a crystalline compound, $CH_2.NH$-$(CH_2.C_6H_5.CO)COOH$, found in the urine of her-bivorous animals and sometimes in that of man. **phenic a.**, carbolic acid. **phenolsulphonic a.**, aseptol. **phenylacetic a.**, a crystalline acid, $C_6H_5.CH_2\ COOH$, formed in the putrefaction of proteins. It is of limited therapeutic use. Dose, 1–3 gr. (0.66–0.2 gm.) **phenylamino-propionic a.**, one of the amino-acids that are constituents of the protein molecule and that appear when protein is digested or hydrolyzed. It is phenylalanin, $C_6H_5CH_2\ CH(NH_2).COOH$. **phenylcinchoninic a.** See *cinchophen.* **phe-nylethylbarbituric a.**, luminal **phenylgly-colic a.** See *mandelic a.* **phenylglycuronic a.**, a compound of phenol and glycuronic acid, $C_6H_5.O.CO.(CHOH)_4.CHO$, found in the urine after the ingestion of phenol. **phe-nylhydrazinlevulinic a.**, antithermin **phe-nylic a.** See *carbolic a.* **phenylmercapturic a.** See *bromphenylmercapturic a.* **phenylo-boric a.**, a white powder, $C_6H_5.B(OH)_2$, used as a germicide. **phenylpropionic a.** See *hydro-cinnamic a.* **phenylsalicylic a.**, a white powder, $C_6H_3(OH)(C_6H_5)COOH$. used as an antiseptic dusting-powder. **phenylsulphonic a.** Same as *aseptol.* **phloretic a.** See *para-oxyhydratropic a.* **phocenic a.**, valerianic acid. **phosphocarnic a.**, an acid consisting of carnic acid united with phosphorus, found in muscle, blood, and milk. Called also *nucleon.* **phos-phoglyceric a.** See *glycerophosphoric a.* **phos-phomolybdic a.**, an acid, $H_3PO_4.12MoO_3$ $+ H_2O$, important as being a precipitant for all the alkaloids **phosphoric a.**, a crystalline acid, H_3PO_4, formed by the oxidation of phos-phorus. The ordinary phosphoric acid of the pharmacopeia is an 85 per cent. aqueous solu-tion. *Dilute phosphoric acid* is a 10 per cent. solu-tion. The latter is used in dyspepsia, rickets, caries, and phosphaturia. Dose, 30 min. (2 c.c.). See also *metaphosphoric a.*, *pyrophosphoric a.* **phosphoric a., glacial.** See *metaphosphoric a.* **phosphorous a.**, the acid, H_3PO_3, whose salts are called phosphites. **phosphotungstic a.**, an acid, $H_3PO_4.12WO_3$, used in preparing histologic stains and in testing for ptomains. **phrenosinic a.**, an acid, $C_{25}H_{50}O_3$, obtained from phrenosin by hydrolysis. **phthalic a.**, a crystalline dibasic acid, benzene dicarboxylic acid, $C_6H_4(COOH)_2$, formed by oxidizing naphthaline **phyllocyanic a.**, a compound, homologous with bilirubin, formed by treating chlorophyl with hydrochloric acid. **physetoleic a.**, an unsaturated acid, C_{16}-$H_{30}O_2$, from seal oil. **picramic a.**, an acid found in the blood after poisoning with picric acid, form-ing red granules, free or in the leukocytes It is monamino dinitro phenol, $NH_2\ C_6H_2(NO_2)_2\ OH$. **picric a.**, a yellow, crystalline acid, $C_6H_2(NO_2)_3$-OH. or trinitrophenol, resulting from the action of nitric acid on indigo, salicin, phenol, etc. It is used as a dye, a test, and a fixing agent, as an ex-plosive, and in medicine as an antiperiodic and an-thelmintic, and is useful in erysipelas. Dose, 1–5 gr. (0.065–0.333 gm.). Called also *carbazotic a.* **picric-nitric a.**, an agent used as a fixing agent in histologic work. **picropodophyllic a.**, a resinous acid derivable from podophyllo-toxin. **picrosulphuric a.**, a substance used as a fixing agent in histologic work. **pimaric a.**, an acid resin, $C_{20}H_{30}O_2$, soluble in sodium hydroxid solution and forming 8 to 10 per cent. of European turpentine. **pimarinic a.**, an acid resin, C_{14}-$H_{22}O_2$, soluble in ammonium carbonate solution and forming 6 to 8 per cent. of European turpentine. **pimarobic a.**, an acid resin, $C_{18}H_{26}O_2$, soluble in

sodium hydroxid solution and forming 48 to 50 per cent. of European turpentine. **piperic a., piperidic a.**, a crystalline unsaturated acid, dioxymethylenylacrylic acid, $CH_2O_2.C_6H_3.(CH)_4.COOH$, formed when piperin is boiled with alcoholic potassium hydroxid. **pipitzahoic a.**, a golden yellow compound, $C_{15}H_{19}(OH)O_2$, found in the root of Trixis pipitzahuac. used as a purgative in 3–5 gr. (0.2–0.3 gm) doses. **pivalic a.** See *valerianic a.* Called also *aurum vegetabile.* **plasminic a.**, an acid obtained by splitting up nucleic acids. It may be decomposed into phosphoric acid and nucleic bases. **platinochloric a.** See *hydrochloroplatinic a.* **podophyllic a.**, a principle contained in podophyllum: medicinally inert. **polygalic a.** Same as *polygalin* **propiolic a.**, an unsaturated fatty acid, CH : C COOH, called also *propargylic a.* **propionic a.**, an acid, $CH_3.CH_2$ COOH, found in chyme and in sweat, and one of the products of alcoholic and propionic fermentation. **propionylsalicylic a.**, the salicylic ester of propionic acid, CH_3 $CH_2.CO.O.C_6H_4.COOH$. It is antirheumatic and antipodagric. **protic a.**, an acid derived from the albuminous constituents of fish muscle. **protocatechuic a.**, dioxybenzoic acid, $(OH)_2C_6H_3.COOH$, sometimes found in the urine. **prussic a.** Same as *hydrocyanic a.* **punicotannic a.**, the tannic acid of pomegranate root. **purpuric a.**, an imino condensation product of alloxan, $CO(NH\text{-}CO)_2C.NH.C(NH\ CO)_2CO$, found in the murexid test for uric acid See *ammonium purpurate.* **pyridin-tricarboxylic a.**, an antiseptic, antipyretic, and antispasmodic agent, $C_5H_2N(COOH)_3$, useful in asthma and in malarial and other fevers. Dose, 2–10 gr. (0.133–0.666 gm). **pyroarsenic a.**, the acid, $H_4As_2O_7$, forming pyroarsenates. **pyroboric a.**, a dibasic acid, $H_2B_4O_7$, obtained by heating boric acid **pyrocatechuic a.**, an acid formerly thought to be concerned in the reaction of alkapton urine. **pyrocholesteric a.**, a compound, $C_{11}H_{16}O_7$, formed by the action of potassium dichromate and sulphuric acid on cholalic acid. **pyrocinchonic a.**, an acid, dimethyl maleic acid, $(CH_3.C.COOH)_2$, known as an anhydrid which is formed when cinchonic acid is heated and by its salts. **pyrocitric a.** Same as *citraconic a.* **pyrogallic a.** See *pyrogallol.* **pyrolidin carboxylic a.** See *proline.* **pyroligneous a.**, a dark brown liquid obtained by the distillation of wood its acid constituent is mainly acetic acid. **pyrophosphoric a.**, a crystalline acid, $H_4P_2O_7$; its salts are pyrophosphates. **pyroracemic a.**, a colorless liquid, ketonic acid, $CH_3CO.CO_2H$, with an odor like acetic acid, formed by the dry distillation of racemic or tartaric acid; called also *pyruvic a.* **pyrosulphuric a.**, an acid, $H_2SO_4SO_3$, a compound of sulphuric and sulphur trioxid. **pyrotartaric a.**, an acid, methyl-succinic acid, $COOH.CH_2$ $CH(CH_3)COOH$, produced in the dry distillation of tartaric acid. **pyruvic a.** See *pyroracemic a.* **quercitannic a.**, the tannic acid of oak bark, $C_{17}H_{16}O_9$, differing in its properties slightly from ordinary tannic acid. **quillac a.**, an acid from commercial saponin It is said to be poisonous when injected hypodermically. **quinaldinic a.**, a crystalline acid, $C_9H_6N(CO_2H)$. **quinic a.**, an acid, hexa-hydro tetra oxybenzoic acid, $C_6H_7(OH)_4COOH$, found in cinchona bark. **quininic a.**, a crystalline acid, $C_9H_5(O.CH_3)\text{-}N(CO_2H)$, formed by oxidizing quinin and quinidin. **quinotannic a.**, a variety of tannic acid from cinchona bark. **quinovic a.**, a crystalline substance from cinchona: it is feebly tonic. **racemic a.**, a mixture of dextrotartaric and levotartaric acids It is optically inactive. **ratanhiatannic a.**, the tannic acid of ratany. Called also *krameric a.* **rheic a.** See *chrysophanic a.* **rheotannic a.**, the tannic acid of rhubarb, $C_{26}H_{26}O_{11}$. **rheumic a.**, an acid, $C_{20}H_{16}O_9$, derivable from rheotannic acid. **rhodanic a.**, a yellow crystalline cyclic compound, $CO.NH\ CO.S.CH_2$, prepared from ammonium dithio-carbamate. **ricinoleic a.**, an unsaturated oxyacid, $CH_3(CH_2)_5.CHOH.CH_2.CH : CH(CH_2)_7.COOH$, found as a glycerid in castor oil. It may be the cathartic principle in castor oil. **rosacic a.**, purpurin. **rosolic a.** 1. Dihydroxyphenylmonohydroxytolylmethane, $CH_3.C_6H_3OH.C(C_6H_4OH)_2$. 2 A mixture of rosolic and pararosolic acids used as an indicator. **ruberythric a.**, a glucosid found in madder root which on hydrolysis yields alizarin. **rufigallic a.**, a brownish, crystalline acid, $C_{24}H_8O_8 + 2H_2O$, derived from anthracene. **rutic a.**, a fatty acid, $C_{10}H_{20}O_2$, whose salts are called rutates. **sabinenic a.**, an acid, $C_{10}H_{16}O_3$, derivable from sabinene by oxidation **saccharic a.** 1. A dibasic acid, $COOH.(CHOH)_4CO.OH$, formed by the action of nitric acid on dextrose or carbohydrates containing dextrose. 2. A monobasic acid, $C_6H_{12}O_8$, or tetraoxycaproic acid, not existing in the free state. **saccharonic a.**, an acid, methyl-trihydroxyglutaric acid, $CH_3.C(OH)\text{-}(COOH)(CHOH)_2COOH$, formed by the oxidation of saccharin (2) with nitric acid. **salicylacetic a.** See *salicylo-acetic a.* **salicylic a.**, a crystalline acid, $OH.C_6H_4.COOH$, made from phenol, from oil of gaultheria, from salicin, etc. It is antipyretic, antiseptic, and antirheumatic, and is used in rheumatism, particularly acute articular rheumatism, neuralgia, sciatica, etc., locally in rheumatic joints, pruritus, eczema, stomatitis, etc., and as an antiseptic. It is dangerous and even fatal in overdoses. Dose, 5–20 gr. (0.333–1.333 gm.). **salicylo-acetic a.**, a compound, $C_9H_8O_5$, used as an antiseptic. **salicylosalicylic a.** See *diplosal.* **salicylous a.** See *salicylic aldehyd*, under *aldehyd.* **salicyl-sulphonic a.** See *sodium sulphosalicylate*, under *sodium.* **salicyluric a.**, an acid, $CH_2.NH_2.CO.O.C_6H_4$ COOH, found in urine after the exhibition of salicylic acid. **salolphosphinic a.** Same as *solvosal.* **santalinic a.**, a crystalline compound from oil of sandalwood, produced by oxidation with solution of potassium permanganate. **santonic a.**, the acid, $C_{15}H_{20}O_4$, from santonica. **santoninic a.**, santonin. **sarcolactic a.** See *lactic a.* **sarcylic a.** Same as *inosinic a.* **sclerotic a., sclerotinic a.**, an acid found in ergot, of which it is one of the active principles. It is sometimes used hypodermically as a substitute for ergot. Dose, ½–1½ gr. (0.033–0.1 gm.). **sebacic a.**, a crystalline dibasic acid, $COOH\ (CH_2)_8.COOH$, derivable from olein and various fixed oils. **selenic a.**, a clear liquid, H_2SeO_4, resembling sulphuric acid **selenious a.** 1. An acid, H_2SeO_3, forming selenites. 2. Less correctly, selenium oxid, SeO_2. **silicic a.** 1. An acid of which silicon is the base, forming silicates. It is of several kinds, as orthosilicic acid, H_4SiO_4; metasilicic acid, H_2SiO_3; and parasilicic acid, H_6SiO_6. 2. Less correctly, silica, SiO_2, or silicic anhydrid. **silicotungstic a.**, an acid, $12WO_3SiO_2 + 2H_2O$, in white or yellow crystals: used as a reagent for alkaloids. **sinapinic a.**, an aromatic acid, $(CH_3O)_2C_6H_2\text{-}OH(CH)_2COOH$, from the seeds of white mustard. **skatol carboxylic a.**, a compound, $C_8H_6\text{-}(CH_3)N.COOH$, formed during the putrefaction of proteins. **skatoxyl-sulphuric a.**, an acid, $C_9H_8N.O\ SO_3H$, found in the urine in the form of its potassium salt. **sorbic a.**, an acid, $CH_3.(CH)_4.COOH$, found in berries of mountain-ash. **sozoiodolic a.** Same as *sozoiodol.* **sozolic a.** Same as *aseptol.* **spermanucleic a.**, nucleic acid from the spermatozoa of various animals. **sphacelinic a.**, a poisonous substance from ergot. **sphingostearic a.**, a fatty acid, $C_{18}H_{36}O_2$, probably an isomer of stearic acid obtained from sphingomyelinic acid by hydrolysis. **stannic a.**, a gelatinous compound, H_2SnO_3. **stearic a.**, an acid, $CH_3(CH_2)_{16}COOH$, from the solid animal fats. **stearoleic a.**, an unsaturated fatty acid, $CH_3(CH_2)_6C : C(CH_2)_7COOH$, from oleic and elaidic acids. **suberic a.**, a dibasic fatty acid, $COOH(CH_2)_6COOH$, obtained from cork by boiling it with nitric acid. **succinic a.**,

an acid, ethylene-dicarboxylic acid, $COOH(CH_2)_2$-$COOH$, from amber, etc.; found in certain hydatid cysts; it is diuretic, antispasmodic, and stimulant. **sudoric a.**, an acid, $C_8H_9O_7N$, said to exist in perspiration; called also *hidrolic a.* and *hidrotic a.* **sulphacetic a.** Same as *aspirin.* **sulphaminic a.**, an amino-sulphonic acid, $NH_2\,SO_2OH$, at one time used in the treatment of cholera. **sulphanilic a.**, a white, crystalline compound, para-amino benzene sulphonic acid, $NH_2.C_6H_4.SO_2.OH.2H_2O$: used in Ehrlich's test for typhoid fever. **sulphichthyolic a.** See *ichthyolsulphonic a.* **sulphinidigotic a.**, an acid, $C_{16}H_8(SO_2\,OH)_2N_2O_2$, produced by the action of sulphuric acid upon indigo blue. **sulpho-a.**, an acid in which oxygen or carbon is replaced by sulphur. **sulpho-aminolactic a.** Same as *cystein.* **sulphocarbolic a.** Same as *aseptol.* **sulpho-conjugate a.**, the compound sulphuric acid formed in the urine after the ingestion of cresol, phenol, etc. **sulphocyanic a.** See *thiocyanic a.* **sulpho-ichthyolic a.** Same as *sulphichthyolic a.* **sulpholeic a.**, a colorless compound, $CH_3(CH_2)_{15}\,CH(SO_2OH).COOH$, formed by the action of concentrated sulphuric acid upon oleic acid; called also *stearin-sulphuric a.* **sulphonic a.**, a compound of SO_2OH, with another radical, especially a hydrocarbon. **sulphoricinic a.**, an acid derived from castor oil by the action of sulphuric acid. **sulphoricinoleic a.**, an acid formed by treating castor oil with sulphuric acid. **sulphosalicylic a.** See *sodium sulphosalicylate,* under *sodium.* **sulphovinic a.**, ethyl-sulphuric acid, $C_2H_5\,HSO_4$, formed by the action of sulphuric acid in alcohol **sulphuric a.**, an oily, highly caustic, and poisonous acid, H_2SO_4. It is used very extensively in chemistry and the arts; of value in lead-colic, night-sweats, etc., and as an astringent in diarrhea and colic *Aromatic sulphuric acid* contains 20 parts of the acid to 60 of alcohol, with aromatics. Dose, 5–15 min. (0.33,3–1 c.c). *Concentrated sulphuric acid* contains 93 to 98 per cent. of pure acid. *Dilute sulphuric acid* contains 10 to 15 per cent. of pure acid. Dose, 5–20 min. (0.33–1.25 c.c.). **sulphuric a., fuming.** See *pyrosulphuric a.* **sulphurous a.** 1. A dibasic acid, H_2SO_3, produced by combining sulphurous anhydrid, a gas, SO_2, with water. Its salts are called sulphites It is a bleaching agent, and is used as an antiseptic in fermentative dyspepsia and in skin diseases. Dose, 5–30 min. (0.33,3–2 c.c) in water. 2. An incorrect name for sulphurous anhydrid, SO_2, a colorless gas: disinfectant and a bleaching agent. **sulphydric a.** See *hydrosulphuric a* **tannic a.**, a white or yellowish astringent powder, $C_{14}H_{10}O_9$, probably a digallic acid; from nutgalls, tan-bark, and many other plants. It is valuable as a hemostatic, styptic, and astringent. Dose, 2–10 gr. (0.13–0.65 gm.). **tariric a.**, a complex organic acid, $C_{17}H_{31}COOH$, from a species of *Picramnia.* **tartaric a.**, a white powder from the lees of wine and from various plants, dihydroxy-ethylene-succinic acid, $COOH(CHOH)_2$-$COOH$, It is refrigerant and astringent. Dose, 10–40 gr. (0.6–2 6 gm.). It is known in four forms: (*a*) ordinary or dextro-tartaric acid; (*b*) levo-tartaric acid, these two are so called because their solutions rotate the plane of polarized light to the right and the left respectively; (*c*) racemic acid, a mixture of (*a*) and (*b*), and hence optically inactive, and (*d*) mesotartaric acid, optically inactive from internal compensation. **tartronic a.**, a dibasic acid, COOH.CHOH.COOH, produced by the oxidation of glycerol. **tauro-carbamic a.**, the form in which taurin when fed is excreted in the urine. It is taurin paired with carbamic acid: $NH_2.CO.NH$-$(CH_2)_2.SO_2OH$. **taurocholeic a.**, an acid obtained from the bile of the dog and ox. **taurocholic a.**, one of the principal bile acids, $C_{26}H_{45}NSO_7$; when hydrolyzed it splits into taurin and cholic acid. **taurylic a.**, a compound, $C_7H_{14}O$, found in urine. **telluric a.**, an acid, H_2TeO_4. **teracrylic a.**, an unsaturated acid, $CH_3(CH_2)_2CH$:-$CH.CH_2.COOH$. **terebic a.**, a monobasic acid, $C_7H_{10}O_4$, from oxidizing turpentine. **testicular-nucleic a.**, an acid derivable from testicular nuclein. **tetraboric a.** See *pyroboric a.* **tetrodonic a.**, a poisonous acid from various fishes of the genus *Tetrodon* **thapsic a.**, an acid said to occur in *Thap'sia garçan'ica.* **thebolactic a.**, the lactic acid found in opium. **therapic a.**, a member of the oleo-acid group, $C_{17}H_{26}O_2$, from cod-liver oil. **thioaminopropionic a.** See *cystein.* **thiocyanic a.**, an unstable acid, HCNS. It forms salts called thiocyanates or sulphocyanids which give a blood-red color with ferric salts. **thiolactic a.**, an acid, $CH_3CH(SH)COOH$, derived from keratin. It is also a decomposition product of horn. **thiolinic a.**, a derivative of sulphur and of linseed oil, prescribed in skin diseases. See *thiolin.* **thiopyruvic a.**, one of the intermediary products in the metabolism of cystein. **thiosulphuric a.**, a very unstable acid, $H_2S_2O_3$, not known in the free state, but it forms salts called thiosulphates. The sodium salt is the photographers' "hypo." **thiuretic a.**, a colorless or yellowish liquid produced when phosphorous pentoxid acts on acetic acid. It is thio-acetic acid, $CH_3\,CO.SH$. **thymic a.**, the residue left after partial acid-hydrolysis of nucleic acid. It is a combination of phosphoric acid, carbohydrate, and pyrimidin bases. **thyminic a.**, an acid formed by the splitting up of thymonucleic acid Sulphuric acid changes it into thymin. **thymo-nucleic a.**, the nucleic acid obtained from the thymus gland. **tiglic a.**, an unsaturated acid, methyl crotonic acid, $CH_3.CH\,C(CH_3).COOH$, found in croton oil **toluic a.**, xylene is oxidized to toluic acid, $CH_3\,C_6H_4.COOH$, paired with glycine, and excreted in the urine as **toluric acid.** **toxicodendric a.**, a volatile acid from *Rhus toxicoden'dron,* supposed to be poisonous. **triatomic a.**, an acid that has three replaceable acid atoms or groups **triazoic a.**, a strong monobasic acid, N_3H, called also hydrazoic or hydronitric acid or azoimid. It is a colorless liquid with an unpleasant odor, it is explosive and forms salts that are called hydrazoates, azides, or trinitrides **trichloracetic a.**, a caustic crystalline substance, $CCl_3\,COOH$, used as an astringent in nasopharyngeal diseases, gonorrhea, etc., as an escharotic in warts, corns, etc., and as a test for albumin Dose, 2–4 gr (0.13,3 0.266 gm.). **trichlor-ethyl-glucuronic a.**, $CHCl_2\,CHCl.C_6H_9O_7$, the conjugated form of chloral hydrate in which form it is excreted in the urine. **tricyanic a.**, a crystalline acid, cyanuric acid, $C_3N_3(OH)_3$, formed when urea is heated dry. **trihydroxybenzoic a.** See *gallic a.* **trimethylamino-acetic a.**, a methylated glycocoll, $OH(CH_3)_3N.CH_2.COOH$. Its anhydrid is betaine. **triticonucleic a.**, the nucleic acid of the wheat embryo. **tropic a.**, a crystalline acid, phenylhydracrylic acid, $C_6H_5.CH(CH_2OH)COOH$, obtained from atropin by digesting it with baryta-water. **tuberculinic a.**, a nucleic acid obtained from fat-free tubercle bacilli decomposed by superheated steam, and said to be the toxic principle of the bacilli. **tumenol sulphonic a.** See under *tumenol.* **ulmic a.**, a gummy acid, $C_{20}H_{14}O_6$, from elm-sap, peat, and other sources **umbellic a.**, dioxy-cinnamic acid, $(OH)_2C_6H_3(CH)_2COOH$. **umbelliferic a.**, an acid derivable from asafetida and other fetid gum-resins. **uramilic a.**, an acid, $C_8H_9N_5O_2$, obtained by treating uramil with sulphuric acid. **uramino-acetic a.**, glycoluric acid. **uramino-benzoic a.**, an acid found in the urine after the ingestion of amino-benzoic acid. This last is paired with carbamic acid, giving NH_2-$CO.NH.C_6H_4.COOH$. **uric a.**, a crystallizable acid, trioxypurin, $C_5H_4N_4O_3$, from the urine of man and animals, being one of the products of nuclein metabolism. It is nearly insoluble in water, alcohol, and ether, but soluble in solutions of alkaline salts. It forms a large portion of certain

calculi, and its presence in the blood causes morbid symptoms, among which are those of gout. **urine a.**, tartaric acid. **urobenzoic a.**, hippuric acid. **urocanic a.**, an acid, iminazolyl-acrylic acid, $C_3H_3N_2(CH)_2COOH$, found in dogs' urine. **urochloralic a.**, **urochloric a.**, an acid, $C_{14}H_{12}Cl_2O_{12}$ [$C_7H_{12}Cl_2O_6$], found in the urine after the exhibition of chloral. **uroferric a.**, a little-known protein (?) substance found in urine **uroleucic a.**, **uroleucinic a.**, a crystalline acid, $C_9H_{10}O_5$, found in the urine in alkaptonuria **uroproteic a.**, a constituent of dogs' urine. **uroxanic a.**, an oxidized form of uric acid **uvitic a.**, a crystalline acid, methyl-iso-phthalic acid, $CH_3C_6H_3(COOH)_2$, obtained by oxidizing mesitylene. **valerianic a.**, **valeric a.**, an organic acid found in the roots of Valeriana officinalis and Angelica archangelica, and which may be synthesized in various ways. There are four valeric acids. (*a*) normal valeric acid, $CH_3(CH_2)_3COOH$, (*b*) isovaleric acid, $(CH_3)_2CH\,CH_2\,COOH$, (*c*) methyl-ethyl-acetic acid, $CH_3(C_2H_5)\,CH\,COOH$, and (*d*) trimethyl-acetic acid (pivalic acid), $(CH_3)_3C\,COOH$. The salts are medicinal. **vanadic a.**, an acid, HVO_3, formed by the oxidation of vanadium. It may cause chronic poisoning in certain industries. **vanillic a.**, an acid, methyl-protocatechuic acid, $CH_3O\,C_6H_3(OH)COOH$, obtained by the oxidation of vanillin. **veratric a.**, a white, crystalline acid, dimethyl-oxybenzoic acid, $(CH_3O)_2C_6H_3.COOH$, found in sabadilla seeds. **viburnic a.**, acid from bark of *Viburnum prunifolium*, identical with valerianic acid (q. v.). **vulpic a.**, **vulpinic a.**, a yellow, crystalline acid, $C_{19}H_{14}O_5$, from the lichen, *Cetraria vulpina*. **xanthic a.**, an oily liquid, $C_3H_6OS_2$, with a penetrating odor, formed by the action of sulphuric acid on potassium xanthate. **xanthoproteic a.**, a yellow compound obtained by treating protein with nitric acid. **xanthylic a.**, one of the nucleic acids. **xanthylicnucleic a.**, a nucleic acid which may be made to afford xanthin. **xylic a.**, a crystalline acid, dimethyl-benzoic acid, $(CH_3)_2C_6H_3.COOH$. **xylidic a.**, a dibasic acid, methyl-iso-phthalic acid, $CH_3C_6H_3(COOH)_2$.

acidalbumin (as-id-al'bu-min). A protein which dissolves in acids and shows an acid reaction.

acidaminuria (as"id-am-in-u're-ah). An excess of amino-acids in the urine

acidemia, acidæmia (as-id-e'me-ah) [*acid* + Gr. *αἷμα* blood]. Abnormal acidity of the blood, increased hydrogen-ion concentration of the blood.

acid-fast (as'id-fast). Not readily decolorized by acids or other means when stained.

acid-gland. One of the gastric glands which secrete the acid of the gastric juice

acidifiable (as-id'if-i-ab-l). Susceptible of being made acid.

acidimeter (as-id-im'et-er) [L. *ac'idum* acid + Gr. *μέτρον* measure] An instrument used in performing acidimetry.

acidimetry (as-id-im'et-re) The determination of the amount of free acid in a solution.

acidism, acidismus (as'id-izm, as-id-iz'mus). A condition due to introduction into the body of acids from outside

acidity (as-id'it-e) [L. *acid'itas*]. The quality of being acid or sour, excess of an acid. **a. of the stomach,** a condition attended with heartburn, acid eructations, and a feeling of distress in the region of the stomach.

acidol (as'id-ol) Betain hydrochlorid, $ClN(CH_3)_3CH_2CO_2H$, a colorless crystalline compound, employed as a means of administering hydrochloric acid. Dose, 8 gr. (0.5 gm.)

acidology (as-id-ol'o-je) [Gr. *ἀκίς* bandage + *λόγος* treatise]. The science of surgical appliances.

acidophil, acidophile (as-id'o-fil) [L. *ac'idum* acid + Gr. *φιλεῖν* to love]. 1. Easily stained by acid dyes, an element or substance that is readily stained with acid dyes. 2. An organism that grows well in highly acid media.

acidophilic, acidophilous (as-id-o-fil'ik, as-id-of'il-us). 1. Readily stained with acid dyes. 2. Growing in highly acid media, said of micro-organisms. **a. milk.** See under *milk*.

acidosic (as-id-o'sik). Affected with acidosis.

acidosis (as-id-o'sis) Depletion of the alkali reserve of the body, diminution in the reserve supply of fixed bases in the blood and other body tissues. The term was originally introduced by Naunyn to denote a condition of metabolism in which abnormal quantities of acetone bodies (*β*-oxybutyric acid, etc.) are present in the body; a condition now usually spoken of as ketosis. Several grades of acidosis are called *acid intoxication*.

acidosteophyte (as-id-os'te-o-fit) [Gr. *ἀκίς* point + *ὀστέον* bone + *φυτόν* plant]. A sharp-pointed osteophyte.

acidotic (as-id-ot'ik). Pertaining to or marked by acidosis.

acid-proof. Same as *acid-fast*.

acidulated, acidulous (as-id'u-la-ted, as-id'u-lus). Somewhat sour; rendered somewhat sour.

acidum (as'id-um). Latin for *acid*.

aciduric (as-id-u'rik) [L. *ac'idum* acid + *dura're* to endure]. Growing in acid media, but preferring media that are somewhat alkaline said of bacteria.

acidyl (as'id-il). Any acid radical

acidylation (as-id-il-a'shun) Same as *acylation*.

acies (a'se-ēz) [L. "edge"]. Edge, margin, or border. **a. thal'ami op'tici,** the stria medullaris.

acinesia (as-in-e'ze-ah). See *akinesia*.

acinetic (as-in-et'ik). Same as *akinetic*.

acinic (as-in'ik). Pertaining to an acinus or acini.

aciniform (as-in'if-orm) [L. *a'cinus* grape + *for'ma* form] Shaped like an acinus or grape.

acinitis (as-in-i'tis). Inflammation of the acini of a gland.

acinose, acinous (as'in-ōs, as'in-us) [L. *acino'sus* grape-like]. 1. Resembling a grape or an acinus. 2. Made up of acini.

acinus (as'in-us), pl. *a'cini* [L. "grape"] Any one of the smallest lobules of a compound gland; also, one of the sac-like dilatations forming the termination of a small passage, as the air-sacs of the lungs.

Acipenser (as-ip-en'ser) A genus of fishes, among which *A. hu'so*, the Russian sturgeon, and other species, furnish isinglass.

acitrin (as-it'rin). A proprietary ethyl ester of phenyl cinchoninic acid, $C_6H_5.C_9H_5N.CO.O.C_2H_5$, used in treatment of gout.

acladiosis (ak-lad-e-o'sis). An ulcerative dermatomycosis caused by *Acccladium castellani*, occurring in Ceylon, the Malay States and Macedonia, and marked by the formation of roundish or oval ulcers with sharply defined edges and a granulating fundus.

acladiotic (ak-lad-e-ot'ik). Caused by Acladium.

Acladium (ak-la'de-um). A genus of fungi causing acladiosis

aclastic (ak-las'tik) [Gr. *α* neg. + *κλᾶν* to break]. Not refracting.

acleitocardia (ah kli-to-kar'de-ah) [Gr. *α* priv. + *κλειστός* closed + *καρδία* heart]. An open condition of the foramen ovale.

aclinic (ah-klin'ik). Having no inclination.

aclusion (ah-klu'zhun) [Gr. *α* neg. + *occlusion*]. In dentistry, the opposite of occlusion.

acme (ak'me) [Gr. *ἀκμή* point]. The crisis or critical stage of a disease.

acne (ak'ne) [Gr. *ἀκμή* point]. Any inflammatory disease of the sebaceous glands, especially *acne vulgaris*, or common acne, a chronic inflammatory disease of the sebaceous glands, occurring

acoulalion (ak-oo-la'le-on) [Gr. *ἀκούειν* to hear + *λαλία* speech]. An apparatus for teaching deaf-mutes to speak.

acoumeter, acouometer (ak-oo'met-er, ak-oo-om'et-er) [Gr *ἀκούειν* to hear + *μέτρον* a measure]. An instrument for use in testing the accuracy or acuteness of the hearing.

acoumetry (ak-oo'met-rē). The testing of the acuteness of the sense of hearing.

acouophone (ak'oo-o-fōn) [Gr. *ἀκούειν* to hear + *φωνή* voice]. An electric appliance for aiding the deaf to hear.

acouophonia (ak-oo-o-fo'ne-ah) [Gr. *ἀκούειν* to hear + *φωνή* voice]. Auscultation combined with percussion.

acousma (ak-oos'mah), pl. *acous'mata* [Gr. *ἄκουσμα*]. An auditory hallucination or imaginary sound.

acousmatagnosis (ak-oos-mat-ag-no'sis) [Gr. *ἄκουσμα* hearing + *α* neg. + *γνῶσις* recognition]. Failure to recognize sounds due to mental disorder, mind-deafness.

acousmatamnesia (ak-oos-mat-am-nē'ze-ah) [Gr. *ἄκουσμα* hearing + *ἀμνησία* forgetfulness]. Failure of the memory to call up the images of sounds.

acoustic (ak oos'tik or ak-ow'stik) [Gr *ἀκουστικός*]. Pertaining to sound or to the sense of hearing.

acousticon (ak-oo'stik-on). An apparatus for aiding the deaf to hear.

acoustics (ak-oos'tiks or ak-ow'stiks). The science of sounds or of hearing.

acoutometer (ak-oo-tom'et-er). Same as *acoumeter*.

ACP. Abbreviation for *anodal closing picture*.

acquired (ak-wi'erd) [L. *acquæ'rere* to obtain]. Not congenital, but obtained after birth.

acquisitus (ak-wis'it-us) [L.]. Acquired.

acraconitin (ak-rak-on'it-in) [L. *ac'ridus* acrid + *aconi'tum* aconite] Same as *pseudaconitin*.

acragnosis (ak-rag-no'sis). Acro-agnosis.

acral (ak'ral) [Gr. *ἄκρον* extremity]. Pertaining to or affecting the extremities.

acrania (ah-kra'ne-ah) [Gr. *α* priv. + *κρανίον* skull] The condition of a monster with a partial or incomplete skull, or with none at all.

acranial (ah-kra'ne-al). Having no cranium.

acranius (ah-kra'ne-us) [Gr. *α* neg. + *κρανίον* skull]. A monster-fetus with no cranium or a very incomplete one.

acrasia (ah-kra'ze-ah). Lack of self-control; intemperance.

acratia (ah-kra'shе-ah) [Gr *α* neg. + *κράτος* power] Loss of power or strength.

acraturesis (ah-krat-u-re'sis) [Gr. *ἀκρατής* feeble + *οὔρησις* urination]. Difficult urination due to atony of the bladder.

Acrel's ganglion (ak'relz) [Olof *Acrel*, Swedish surgeon, 1717–1807]. See under *ganglion*.

acremoniosis (ak-re-mo-ne-o'sis) Infection with the fungus *Acremo'nium potro'nii*, producing a state marked by fever and the formation of gumma-like swellings

acribometer (ak-rib om'et-er) [Gr. *ἀκριβής* exact + *μέτρον* measure]. An instrument for measuring minute objects

acrid (ak'rid) [L. *a'cer, a'cris* sharp]. Pungent; producing an irritation.

acridin (ak'rid-in). 1. A pungent-smelling crystalline alkaloid, $C_6H_4\,CH(N).C_6H_4$, from anilin. 2. Any member of the group of compounds of which ordinary acridin is the type. **a. orange,** tetramethyl acridin, $CH[N(CH_3)_2C_6H_3]_2N$.

acridinium yellow (ak-rid-in'e-um). The dimethyl derivative of acriflavin Its formula is $CH(NH_2.C_6H_3.CH_3)_2N(CH_3)Cl$.

acriflavin (ak-rif-la'vin). A brownish-red crystalline acridin dye, the hydrochlorid of diaminomethyl-acridinium chlorid, $CH(NH_2.C_6H_3)_2N(CH_3)Cl.HCl.H_2O$; a powerful antiseptic and germicide: used in the treatment of wounds in a strength of 1 part in 1000 parts of 0.8 per cent. salt solution. It is also used in the treatment of gonorrhea and in eye, nose, and throat work. This substance was originally prepared by Benda in 1911 for use in trypanosomiasis, and was by him given the name of *trypaflavin*. It has also been called *flavin*.

acrimony (ak'rim-o-ne) [L. *acrimo'nia*]. An acrid quality, property, or condition.

acrinyl sulphocyanate (ak-rī'nil). An acrid vesicating principle found in white mustard.

acritical (ah-krit'ik-al) [Gr. *α* neg. + *κρίσις* a crisis]. Having no crisis.

acritochromacy (ah-krit-o-kro'mas-e) [Gr. *α* neg. + *κρίνειν* to judge + *χρῶμα* color]. Color-blindness.

acriviolet (ak-re-vi'o-let). A mixture of acriflavin and gentian violet used as an antiseptic in treatment of infection.

acro-æsthesia (ak"ro-es-the'ze-ah). See *acro-esthesia*.

acro-agnosis (ak"ro-ag-no'sis) [Gr. *ἄκρον* extremity + *α* neg + *γνῶσις* knowledge]. Lack of sensory recognition of a limb; lack of acragnosis.

acro-anesthesia (ak"ro-an-es-the'ze-ah) [Gr. *ἄκρον* extremity + *anesthesia*]. Anesthesia of the extremities.

acro-arthritis (ak-ro-ar-thri'tis) [Gr. *ἄκρον* extremity + *arthritis*]. Arthritis affecting the extremities.

acro-asphyxia (ak-ro-as-fik'se-ah) [Gr. *ἄκρον* extremity + *asphyxia*]. Dead-finger: a cold, pale condition of the fingers and toes, alternating with heat and redness. It is an early symptom of symmetric gangrene (Raynaud's disease).

acro-ataxia (ak"ro-at-ak'se-ah) [Gr. *ἄκρος* extremity + *ataxia*]. Ataxia affecting the fingers and toes.

acroblast (ak'ro-blast) [Gr. *ἄκρος* extreme + *βλαστός* germ]. 1. External layer of the mesoblast. 2 A body or bodies in the spermatid from which arises the acrosome.

acrobystiolith (ak-ro-bis'te-o-lith) [Gr. *ἀκροβυστία* prepuce + *λίθος* stone]. A preputial calculus.

acrobystitis (ak-ro-bis-ti'tis) [Gr. *ἀκροβυστία* foreskin + *-ιτις*]. Inflammation of the prepuce.

acrocephalia (ak-ro-sef-a'le-ah) [Gr. *ἄκρος* point + *κεφαλή* head]. A pointed condition of the top of the head.

acrocephalic, acrocephalous (ak-ro-sef-al'ik, ak-ro-sef'al-us). Affected with acrocephalia.

acrocephalosyndactylia (ak-ro-sef"al-o-sin-dak-til'e-ah) [*acrocephalia* + *syndactylia*]. A congenital malformation consisting of a pointed shape of the top of the head and syndactylia of the four extremities. Called also *acrosphenosyndactylia* and *Apert's syndrome*.

acrocephaly (ak-ro-sef'al-e). Same as *acrocephalia*.

acrochordon (ak-ro-kor'don) [Gr. *ἄκρος* extreme + *χορδή* string]. A soft, pendulous growth on the neck or eyelids of old persons.

acrocinesis (ak-ro-sin-e'sis) [Gr. *ἄκρος* extreme + *κίνησις* motion]. Excessive motility; abnormal freedom of movement.

acrocinetic (ak-ro-sin-et'ik). Affected with acrocinesis.

acrocontracture (ak"ro-kon-trak'tshur) [Gr. *ἄκρον* extremity + *contracture*]. Contracture of an extremity; contracture of the hand or the foot.

acrocyanosis (ak"ro-si-an-o'sis) [Gr. *ἄκρον* extremity + *cyanosis*]. Blueness of the hands and feet, probably a hysteric vasomotor phenomenon (Crocq).

acrodermatitis (ak"ro-der-mat-i'tis) [Gr. *ἄκρον* extremity + *dermatitis*]. Dermatitis of the extremities. **a. chron'ica atroph'icans,** a progressive atrophying dermatitis of the hands and feet progressing slowly upward on the arms and

most frequently on the face, back, and chest. The inflamed glands form either small pink papules, which sometimes surround comedones so as to have black centers, or else pustules or hypertrophied nodules. **adenoid a.**, disseminated follicular lupus. **a. agmina'ta**, a type of acne varioliformis of the face and forehead showing a marked tendency to abundance and grouping of the eruption. **a. al'bida.** See *milium*. **a. artifi'cia**, that which is due to external irritation. **a. atroph'ica.** See *a. varioliformis*. **bromin a.**, acne which is one of the most constant symptoms of bromism. **a. cachectico'rum** (Hebra), a form which accompanies wasting diseases, and is situated chiefly on the trunk and legs. The lesions are flat and livid and leave scars. **a. cilia'ris**, acne of the edges of the eyelids. **a. decal'vans.** See *Quinquaud's disease*, under *disease* **a. dissemina'ta.** Same as *a. vulgaris*. **a. epheb'ica**, a form peculiar to adolescence and the stage of puberty. **epileptic a.**, acne in an epileptic subject. It is due sometimes to overdose of bromin compounds, and sometimes to an unknown cause. **a. erythemato'sa.** Same as *a. rosacea* **a. genera'lis**, acne over the whole surface of the body. **a. hordeola'ris**, acne in which the tubercles are hard, tough, and arranged in rows. **a. hypertroph'ica**, acne rosacea, with a thickening of the lips and of the sides of the nose. **a. indura'ta**, acne vulgaris with chronic livid indurations. **iodin a.**, an eruption caused by too free use of iodin compounds. **a. kerato'sa**, a form in which a horny plug takes the place of a comedo. **lupoid a.** Same as *a. varioliformis*. **a. menta'gra.** See *sycosis*. **a. necrot'ica**, acne varioliformis. **pancreatic a.**, a condition in which the pancreas contains small cysts, caused by distention of the finer divisions of the pancreatic duct. **a. papulo'sa**, acne vulgaris in which the lesions are papular. **a. picea'lis, tar a.**, a form which attacks workers in tar, or those who are exposed to the vapors of tar. **a. puncta'ta**, acne in which the lesions are pointed papules, in the centers of which are black-tipped comedones. **a. ro'deus**, acne varioliformis. **a. rosa'cea**, a chronic inflammation of the face and nose, generally due to the free use of alcoholic stimulants. Called also *gutta rosacea, brandy-nose, rosy-drop*, and *brandy-face*. **a. scorbu'tica**, a papular eruption in scurvy. **a. scrofuloso'rum** (Bazin), acne cachecticorum. **a. seba'cea**, seborrhea. **a. sebacée cornée.** See *keratosis follicularis*. **a. sim'plex.** Same as *a. vulgaris* **tar a.** See *a. piccalis*. **a. tar'si**, acne of the sebaceous glands of the eyelids **a. telangiecto'des** (Kaposi), lupus follicularis disseminatus **a. urtica'ta** (Kaposi), acne with itching patches **a. variolifor'mis**, a somewhat rare chronic skin eruption, situated about the forehead. The pustules occur in groups, each with a hard central scab, which, when separated, leaves a deep pit. **a. vulga'ris**, common acne. See *acne*.

acneform (ak'ne-form). Resembling acne.

acnemia (ak-ne'me-ah) [Gr. α priv. + κνήμη leg]. Atrophy of the calves of the legs.

acnitis (ak-ni'tis). A suppurative skin inflammation which leaves pits like those of acne varioliformis (Barthélemy).

ACO. Abbreviation for *anodal closing odor*.

acoasma (a-ko-as'mah) [Gr. ἀκουειν to hear]. An auditory hallucination consisting of indefinite sounds.

Acocanthera, Akokanthera (ak-o-kan-the'rah). A genus of apocynaceous plants growing in Africa, several species of which furnish an arrow-poison used by the natives. *A. venena'ta* furnishes ouabain.

acocantherin (ak-o-kan'ther-in). A poisonous glucosid, $C_{32}H_{50}O_{12}$, from *Acocanthera*, resembling digitalis in its action.

acœlomate (ah-se'lo-māt). See *acelomate*.

acœnesthesia (ah-sen-es-the'ze-ah). Same as *acenesthesia*.

acognosia, acognosy (ak-og-no'se-ah, ak-og'no-sē) [Gr. ἄκος cure + γνῶσις knowledge]. Knowledge of or study of remedies.

acoin (ak-o'in). A white, crystalline powder, dipara-anisylmonophenetyl guanidin hydrochlorid, $C_2H_5O\,C_6H_4.N:C(NH\,C_6H_4.O\,CH_3)_2.HCl$, soluble in 10 parts of water: used as a local anesthetic and bactericide, as an anesthetic by instillation in 0.1–0.3 per cent. solution.

acoinæsthetic (ak-o"in-es-thet'ik) A proprietary local anesthetic used in veterinary practice.

acoinoil (ak-o'in-oyl). A 1 per cent. solution of acoin in peanut oil: used as an analgesic in painful eye affections.

acology (ak-ol'o-je) [Gr. ἄκος cure + λόγος treatise]. The science of remedies; therapeutics.

acolous (ak'o-lus) [Gr. α neg. + κῶλον limb]. Having no limbs.

acomatol (ah-ko'mat-ol). A hormone of the pancreas, prepared in Germany.

acomia (ah-ko'me-ah) [Gr. α priv. + κόμη hair]. Baldness; absence or defect of hair.

aconin (ak'o-nin). An alkaloid, $C_{20}H_{19}NO_{11}$, from aconitin; only $_{2000}$ part as toxic as aconitin.

aconite (ak'o-nīt) [L. *aconi'tum;* Gr. ἀκόνιτον]. A poisonous drug, the dried tuberous root of *Aconitum napel'lus*. It is a cardiac and respiratory sedative, analgesic, diaphoretic, and diuretic. It is used in palpitation of the heart, fevers, tonsillitis, bronchitis, and pneumonia. Dose of the abstract, ¼–½ gr. (0.016–0.033 gm.); of the extract, ⅛–⅓ gr. (0.011–0.022 gm.); of the fluidextract, ½–1 min. (0.033–0.066 c.c); of the tincture, 1–5 min (0.066–0.333 c.c), of Fleming's tincture, ½–2 min. (0.044–0.133 c.c).

aconitin (ak-on'it-in) [L. *aconiti'na, aconit'ia*]. A very poisonous white crystalline alkaloid, $C_{33}H_{45}NO_9$, the active principle of aconite Dose, $_{300}$ gr. (0.0002 gm.). **Duquesnel's a.**, aconitin nitrate. Dose, $_{2000}$ gr. (0.0003 gm.).

Aconitum (ak-o-nī'tum) [L. See *aconite*] 1. A genus of poisonous ranunculaceous herbs. 2. The drug aconite (q. v.) *A. ferox* is a highly poisonous East Indian aconite; also its homeopathic preparation *A. lycoc'tonum* is a species of aconite; also its homeopathic preparation.

aconuresis (ak-on-u-re'sis) [Gr. ἄκων unwilling + οὔρησις urination]. The involuntary passage of urine.

acoprosis (ah-ko-pro'sis) [Gr. α neg. + κόπρος excrement]. Absence of fecal matter from the intestine.

acoprous (ah-kop'rus). Having no fecal matter in the intestine.

acopyrin (ak-o-pi'rin). The acetyl salicylate of antipyrin· used in neuralgia and headache.

acorea (ah-ko're-ah) [Gr. α priv. + κόρη pupil]. Absence of the pupil of the eye.

acoria (ah-ko're-ah) [Gr. α priv. + κόρος satiety]. Loss of the sensation of satiety; a condition in which the patient never feels that he has enough, although the appetite may not be large.

acorin (ak'o-rin). A bitter glucosid, $C_{36}H_{60}O_6$, from calamus. It splits into oil of calamus and sugar.

acormus (ah-kor'mus) [Gr. α priv. + κορμός trunk]. A monster-fetus with a very rudimentary trunk.

Acorus (ak'o-rus) [L.; Gr. ἄκορος]. A genus of araceous plants. See *calamus*.

acosmia (a-koz'me-ah) [Gr. α priv.; κόσμος order]. 1. Ill health. 2. An irregularity in the course of a disease.

Acosta's disease (ah-kos'tah) [José d' *Acosta*, a Jesuit father who first described it after his travels in Peru in 1590]. Mountain sickness.

acouesthesia (ak-u-es-the'ze-ah) [Gr. ἀκούειν to hear + αἴθησις sensation]. Acoustic sensibility.

legs. **continuous a.,** an eczematous eruption confined to the extremities and obstinately resistant to treatment. **a. hiema'lis,** dermatitis of the extremities occurring in winter. **a. per'stans,** a form which persistently recurs. **a vesiculo'sa trop'ica,** dermatitis in which the skin of the fingers becomes glossy and covered with small vesicles.

acrodolichomelia (ak"ro-dol"ik-o-me'le-ah) [Gr. ἄκρον extremity + δολιχός long + μέλος limb]. Abnormal or disproportionate length of hands and feet.

acrodont (ak'ro-dont) [Gr. ἄκρον extremity + ὀδοῦς tooth]. Having the teeth attached to the edge of the jaws instead of inserted into alveoli: a condition seen in lizards.

acrodynia (ak-ro-din'e-ah) [Gr. ἄκρον extremity + ὀδύνη pain] An eruptive disease, marked by increased sensibility of the soles and palms, with pricking sensations in them and rheumatoid pains in the hands and feet. There is an erythematous eruption, followed by exfoliation and brown pigmentation. It is also called *epidemic erythema* and *pedionalgia epidemica*

acro-esthesia (ak-ro-es-the'ze-ah) [Gr. ἄκρος extreme + αἴσθησις sensation]. 1 Increased sensitiveness. 2. Pain in the extremities.

acrogenous (ak-roj'en-us) [Gr. ἄκρον summit + γεννᾶν to produce]. Increasing by growth at the apex: said of plants.

acrognosis (ak-rog-no'sis) [Gr ἄκρον limb + γνῶσις knowledge]. Sensory recognition of the limbs and of the different portions of each limb in relation to each other; limb knowledge.

acrokinesia (ak-ro-kin-e'ze-ah). See *acrocinesis.*

acrolein (ak-ro'le-in) [L. *ac'er* acrid + *o'leum* oil]. A volatile oily liquid, acrylic aldehyd, CH_2:CH-CHO, from the decomposition of glycerol.

acromania (ak-ro-ma'ne-ah) [Gr. ἄκρος extreme + μανία madness]. Extreme or violent mania.

acromastitis (ak-ro-mas-ti'tis) [Gr ἄκρον point + μαστός mamma]. Inflammation of the nipple.

acromegalia, acromegaly (ak-ro-meg-a'le-ah, ak-ro-meg'al-e) [Gr. ἄκρος extremity + μεγάλη great]. A chronic disease, characterized by enlargement of the bones and soft parts of the hands, feet, and face (Marie, 1886). The disease is associated with overfunction of the pituitary body. Called also *Marie's disease.*



Acromegaly (Marie).

acromegalo-gigantism (ak-ro-meg"al-o-ji'gan-tizm). Gigantism due to acromegaly developing in the period of life between adolescence and maturity.

acromelalgia (ak"ro-me-lal'-je-ah). See *erythromelalgia.*

acromial (ak-ro'me-al). Pertaining to the acromion.

acromicria (ak-ro-mik're-ah) [Gr. ἄκρος extremity + μικρός small]. Abnormal smallness of the hands or feet.

acromikria (ak-ro-mick're-ah). Acromicria.

acromioclavicular (ak-ro"me-o-klav-ik'u-lar). Pertaining to the acromion and clavicle.

acromiocoracoid (ak-ro"me-o-kor'ak-oid). Pertaining to the acromion and the coracoid process.

acromiohumeral (ak-ro"me-o-hu'mer-al). Pertaining to the acromion and humerus.

acromion (ak-ro'me-on) [Gr. ἄκρον point + ὦμος shoulder]. The outward extension of the spine of the scapula, forming the point of the shoulder.

acromioscapular (ak-ro"me-o-skap'u-lar). Pertaining to the acromion and scapula.

acromiothoracic (ak-ro"me-o-tho-ras'ik). Pertaining to the acromion and thorax.

acromphalus (ak-rom'fal-us) [Gr. ἄκρον point + ὀμφαλός navel]. 1. Undue prominence of the navel. sometimes a sign of the approach of umbilical hernia. 2. The center of the navel.

acromyotonia (ak"ro-mi-o-to'ne-ah) [Gr. ἄκρον extremity + μῦς muscle + τόνος contraction]. Contracture of the hand or foot from gunshot wounds (Sicard, 1915).

acromyotonus (ak"ro-mi-ot'o-nus). Acromyotonia.

Acron (a'kron). A celebrated physician of Agrigentum in Sicily, who lived in the fifth century B. C.

acronarcotic (ak-ro-nar-kot'ik). Both acrid and narcotic.

acroneurosis (ak-ro-nu-ro'sis) [Gr. ἄκρον extremity + *neurosis*]. Any neurosis of the extremities.

acronyx (ak'ro-niks) [Gr. ἄκρον extremity + ὄνυξ nail]. An ingrowing nail.

acropachy (ak'ro-pak-e) [Gr ἄκρον extremity + παχύς thick]. Clubbed finger. See under *finger.*

acroparalysis (ak-ro-par-al'is-is) [Gr. ἄκρον point + *paralysis*]. Paralysis of the extremities.

acroparesthesia (ak"ro-par-es-the'ze-ah) [Gr. ἄκρον extremity + *paresthesia*] A disease marked by attacks of tingling, numbness, and stiffness in the extremities, chiefly the fingers, hands, and forearms Sometimes there is pain, pallor of the skin, or slight cyanosis. Two forms have been described—the simple form (Schultze's type), which tends to end in acrocyanosis, and the vasomotor or angiospastic form (Nothnagel's type), which may end in recovery or go on to gangrene.

acropathology (ak-ro-path-ol'o-je) [Gr. ἄκρον extreme + *pathology*]. 1. The pathology of disease affecting the extremities. 2 Disease of the extremities.

acropathy (ak-rop'ath-e) [Gr. ἄκρον summit + πάθος disorder]. Any disease of the extremities.

acropetal (ak-rop'et-al) [Gr. ἄκρον summit + L. *pet'ere* to seek]. Rising toward the summit.

acrophobia (ak-ro-fo'be-ah) [Gr ἄκρον summit + φόβος fear] Morbid dread of being at a great height.

acrophotodynia (ak"ro-fo-to-din'e-ah). Trophic disorders with neuritis and paresthesia from trench-foot. See *trench-foot,* under *foot.*

acroposthitis (ak-ro-pos-thi'tis) [Gr. ἀκροποσθία prepuce]. Inflammation of the prepuce.

acroscleroderma (ak"ro-skle-ro-der'mah). Same as *sclerodactylia.*

acrose (ah'krōs) [Gr. α neg. + *-ose*] An optically inactive sugar produced by the action of weak alkali on formaldehyd.

acrosome (ak'ro-sōm) [Gr. ἄκρον summit + σῶμα body]. The structure forming the extreme anterior end of the spermatozoön, called also *apical body.*

acrosphacelus (ak-ro-sfas'el-us) [Gr. ἄκρον summit + σφάκελος gangrene]. Gangrene of the digits; acro-asphyxia.

acrosphenosyndactylia (ak"ro-sfe"no-sin-dak-til'-e-ah). See *acrocephalosyndactylia.*

acrostealgia (ak"ros-te-al'je-ah) [Gr. ἄκρον extremity + ὀστέον bone + ἄλγος pain). Neuralgia of the bones of the extremities (Boneau, 1911).

acrosyl (ak'ro-sil). The British name for cresol in soap solution similar to lysol.

acroteric (ak-ro-ter'ik). Pertaining to the periphery or outermost parts (Hutchinson).

acrotic (ah-krot'ik) [Gr. ἄκρος extreme]. 1. Affecting the surface. 2. Characterized by absence or weakness of the pulse. See *acrotism.*

acrotism (ah'kro-tizm) [Gr. α neg. + κρότος pulse]. Absence or imperceptibility of the pulse.

acrotrophoneurosis (ak"ro-tro-fo-nu-ro'sis). Trophoneurotic disturbance of the extremities.

acrylaldehyd (ak-ril-al'de-hīd). Same as *acrolein*.

ACS. Abbreviation for *anodal closing sound*.

Actæa (ak-te'ah) [L ; Gr. *ἀκτῆ* elder]. A genus of ranunculaceous plants. **A. spica'ta** is red cohosh. See *Cimicifuga* and *cohosh*.

actinic (ak-tin'ik) [Gr. *ἀκτίς* ray]. Producing chemic action: used of rays of light beyond the violet of the spectrum.

actinicity (ak-tin-is'it-e). Same as *actinism*.

actiniform (ak-tin'if-orm) [Gr. *ἀκτίς* ray]. Formed like a ray, radiate.

actinism (ak'tin-izm) [See *actinic*.] The chemic property of light or radiant energy.

actinium (ak-tin'e-um) [Gr. *ἀκτίς* ray] A chemic element obtained in the ore of uranium and having radio-active properties. See *table of radio-active elements*, p. 994.

actinobacillosis (ak"tin-o-bas-il-o'sis). A disease of domestic animals in South America caused by a bacillus which forms radiating structures in the tissues.

Actinobacil'lus ligniere'si. The micro-organism which causes actinobacillosis. It resembles Actinomyces bovis.

actinochemistry (ak"tin-o-kem'is-trē) [Gr. *ἀκτίς* ray + *chemistry*]. Chemistry dealing with action of rays of light.

actinocladothrix (ak"tin-o-klad'o-thriks). The Streptothrix actinomyces.

actinocongestin (ak"tin-o-kon-jes'tin). Richet's name for the toxic principle from the tentacles of certain actiniæ which, on injection into animals, causes congestion of the viscera.

actinocutitis (ak"tin-o-ku-ti'tis) [Gr. *ἀκτίς* ray + *cutitis*]. *X*-ray dermatitis.

actinodermatitis (ak"tin-o-der-ma-ti'tis). *X*-ray dermatitis

actinodiastase (ak"tin-o-di'as-tās). An enzyme found in the body of coelenterate animals which performs the intracellular digestion characteristic of these animals.

actinogram (ak-tin'o-gram). Same as *skiagram*.

actinograph (ak-tin'o-graf) [Gr *ἀκτίς* ray + *γράφειν* to write] 1. Same as *skiagraph*. 2. An instrument for recording variations in the actinic effect of the sun's rays.

actinographema (ak-tin"o-graf-e'mah). Same as *skiagram*.

actinography (ak-tin-og'raf-e). Same as *skiagraphy*

actinology (ak-tin-ol'o-je) [Gr. *ἀκτίς* ray + *λόγος* treatise] 1. The science of photochemistry; the science of the chemic effects of light. 2 The study of radiant energy.

actinolyte (ak-tin'o-līt). 1. Any substance that is markedly changed by light. 2. An apparatus for concentrating the rays of electric light, or for generating the ultra-violet rays.

actinometer (ak-tin-om'et-er) [Gr. *ἀκτίς* ray + *μέτρον* measure]. 1. An instrument for measuring the photochemic power of light. 2. An apparatus for measuring the penetrating power of actinic rays.

actinometry (ak-tin-om'et-re). The measurement of the photochemic power of light.

actinomycelial (ak"tin-o-mi-se'le-al). 1. Pertaining to the mycelium of an actinomyces. 2. Actinomycetic.

Actinomyces (ak-tin-o-mi'sēz) [Gr. *ἀκτίς* ray + *μύκης* fungus]. A genus of parasitic fungi having a radiating arrangement of the mycelium. **A. bi'color**, found in a case of multiple brain abscess in dogs. **A. bo'vis**, the ray-fungus, is the cause of actinomycosis. **A. farcin'ica.** Same as *Streptothrix farcinica*. **A. madu'ræ**, a fungus which is the causative agent in mycetoma or Madura foot. **A. necroph'orus.** See *Bacillus necrophorus*.

Actinomycetaceæ (ak"tin-o-mi-se-ta'se-e). A systematic family of the Actinomycetales. The members are filamentous forms often branched and sometimes forming mycelia. There are four genera Actinobacillus, Leptotrichia, Actinomyces, and Erysipelothrix.



Actinomyces (Rivas).

Actinomycetales (ak"tin-o-mi-se-ta'lēs). A systematic order under the class Schizomycetes. The higher bacteria having cells elongated, frequently filamentous, and with a tendency to the development of branching. There are two families: Actinomycetaceæ and Mycobacteriaceæ.

actinomycetic (ak"tin-o-mi-set'ik). Of, or caused by, actinomyces.

actinomycoma (ak"tin-o-mi-ko'mah) [*actinomyces* + Gr. *-ωμα* tumor]. A tumor formed by the action of actinomyces fungus.

actinomycosis (ak"tin-o-mi-ko'sis) [Gr. *ἀκτίς* ray + *μύκης* fungus] A chronic infectious disease of cattle, sometimes transmitted to man, caused by *Actinomyces bovis*, and characterized by the formation of lumpy tumors on the jaws and tongue. The disease is attended by loss of strength and weight and by hectic fever, and the fungus may develop in the viscera, bone, and skin, as well as in the mouth and jaws.

actinomycotic (ak"tin-o-mi-kot'ik). Pertaining to or affected with actinomycosis.

actinomycotin (ak"tin-o mi'ko tin). A therapeutic preparation of cultures of Actinomyces, used in treating actinomycosis

actinon (ak'tin-on). See *actinium emanation*, under *emanation*.

actinoneuritis (ak"tin-o-nu-ri'tis) [Gr. *ἀκτίς* ray + *neuritis*]. Neuritis caused by exposure to radio-active rays

actinophor (ak-tin'o-fōr) [Gr. *ἀκτίς* ray + *φόρος* bearing]. A mixture of 3 parts cerium dioxid and 1 part thorium dioxid: used as an *x*-ray diagnostic.

actinophytosis (ak"tin-o-fi-to'sis). Streptotrichosis.

Actinopoda (ak-tin-op'o-dah) [Gr *ἀκτίς* ray + *πούς* foot]. A class of *Sarcodina* distinguished by slender pseudopodia which have axial filaments.

actinopraxis (ak-tin-o-praks'is) [Gr. *ἀκτίς* ray + *πράξις* doing]. The diagnostic and therapeutic use of radio-active rays.

actinoscopy (ak-tin-os'ko-pe) [Gr. *ἀκτίς* ray + *σκοπεῖν* to view]. Examination by means of the *x*-ray

actinostereoscopy (ak"tin-o-ste-re-os'ko-pe). Same as *actinoscopy*.

actinotherapeutics (ak-tin"o-ther-ap-u'tiks). Same as *actinotherapy*.

actinotherapy (ak"tin-o-ther'ap-e) [Gr. *ἀκτίς* ray + *θεραπεία* treatment]. Treatment of disease by rays of light, especially actinic or chemic light.

actinotoxemia (ak"tin-o-tok-se'me-ah) [Gr. *ἀκτίς* ray + *toxemia*] Toxemia from the tissue destruction caused by *x*-rays or other radio-activity.

action (ak'shŭn) [L. *actio*] Any function or movement either of any part or organ or of the whole body. **after-a.**, the negative variation of the electric current continuing for a short time in a tetanized muscle. **a. of arrest**, inhibition. **buffer a.** See *buffer* **calorigenic a.**, the specific stimulus given to metabolism by such sub-

stances as thyroxin and adrenalin. **a.-pattern.** See under *pattern.* **reflex a.,** any involuntary action produced by a stimulus that is conveyed to the nervous system and reflected to the periphery. **tampon a.** See *buffer action.*

activate (ak'tiv-āt). To render active.

activation (ak-tiv-a'shun). The act or process of rendering active, as in the purifying of sewage by means of activated sludge.

activator (ak'tiv-a-tor). A substance which renders some other substance active· especially an inorganic substance which combines with an inactive enzyme to render it capable of effecting its proper reaction.

active (ak'tiv). Characterized by action; not passive; not expectant.

actol (ak'tol). Silver lactate, $CH_3.CHOH.COOAg$, a white, tasteless powder, soluble in 20 parts of water. It is used as an antiseptic in infectious diseases, sore throat, gonorrhea, etc., in 2 per cent. solution; also hypodermically in erysipelas in doses of ½ gr. (0.01 gm.).

acton (ak'ton). Ethyl orthoformate: used in whooping-cough.

actoprotin (ak-to-pro'tin). A proprietary casein preparation for injection in non-specific therapy.

actor (ak'tor). A substance which takes part in both primary and secondary chemical reactions.

actual (ak'chu-al) [L. *actua'lis*]. Real; not potential.

Actuarius (ak-tu-a're-us), **John** A Greek physician and writer who lived about the end of the thirteenth century.

acuclosure (ak-u-klo'zhur). Arrest of hemorrhage by means of a needle.

acuesthesia (ak-u-es-the'ze-ah). Acouesthesia.

acufilopressure (ak-u-fi'lo-presh-er) [L. *a'cus* needle + *fi'lum* thread + *pressu'ra* pressure]. A combination of acupressure and ligation.

acuity (ak-u'it-e) [L. *acu'itas* sharpness]. Acuteness or clearness, especially of the vision.

aculeate (ak-u'le-āt) [L *aculea'tus* horny]. Covered with sharp points, pointed.

acumeter (ak-oo'met-er). See *acoumeter.*

acuminate (ak-u'min-āt) [L. *acumina'tus*]. Sharp-pointed.

acupressure, acupression (ak'u-presh-er, ak'u-presh-un) [L *a'cus* needle + *pres'sio* or *pressu'ra* pressure]. Compression of a bleeding vessel by inserted needles.

acupuncture (ak-u-punk'tshur) [L. *a'cus* needle + *punctu'ra* a prick]. The insertion of needles into a part for the production of counterirritation.

acus (a'kus) [L.]. A needle or needle-like process.

acusector (ak-u-sek'tor) [L. *acu* with a needle + *sec'tere* to cut]. Kelly's name for an electric needle used like a scalpel in dividing tissues.

acusticus (ak-us'tik-us) [L.] The auditory nerve.

acute (ak-ūt') [L. *acu'tus* sharp]. 1. Sharp; poignant. 2. Having a short and relatively severe course; not chronic

acutenaculum (ak-u-ten-ak'u-lum) [L.]. See *needle-holder.*

acutorsion (ak-u-tor'shun) [L. *a'cus* needle + *tor'sio* a twisting]. The twisting of an artery with a needle for the control of hemorrhage.

acyanoblepsia (ah-si-an-o-blep'se-ah) [Gr. α priv. + κύανος blue + βλεψία vision]. Inability to distinguish blue tints.

acyanopsia (ah-si-an-op'se-ah). Same as *acyanoblepsia.*

acyclic (ah-si'klik). In chemistry, having an open-chain structure; aliphatic. See *open-chain,* under *chain.*

acyesis (ah-si-e'sis) [Gr. α priv. + κύησις pregnancy]. 1. Sterility in women. 2. Absence of pregnancy.

acykal (ah-si'kal). A compound of silver cyanid and potassium cyanid: used in the treatment of gonorrhea.

acyl (as'il). An organic acid radical.

acylation (as-il-a'shun). The introduction of an acid radical into a compound.

acystia (ah-sis'te-ah) [Gr. α priv. + κύστις bladder]. Absence of the bladder.

acystinervia, acystineuria (ah-sis-tin-er've-ah, ah-sis-tin-u're-ah) [Gr. α neg. + κύστις bladder + L. *ner'vus* or Gr. νεῦρον nerve]. Lack of nerve stimulus in the bladder.

Acystosporidia (ah-sis"to-spo-rid'e-ah) [Gr. α neg. + κύστις bladder + *sporidia*]. A group or order of animal parasites nearly related to the Hæmosporidia.

acytotoxin (ah-si-to-toks'in). A toxin in a crystalline form.

A. D. Abbreviation for *anodal duration;* also *au'ris dex'tra,* right ear; also *axiodistal.*

ad. A Latin preposition signifying *to:* much used as a prefix.

ad., add. Abbreviations for L. *ad'de,* add, or *adde'tur,* let there be added: used in writing prescriptions.

A. D. A. Abbreviation for *American Dental Association.*

adactylia, adactylism (ah-dak-til'e-ah, ah-dak'-til-izm) [Gr. α priv. + δάκτυλος finger]. Congenital absence of fingers or toes.

adactylous (ah-dak'til-us). Lacking fingers or toes, or both.

adalin (ad'al-in). A proprietary name for *carbromal*

adamantine (ad-am-an'tin). Pertaining to the enamel of the teeth.

adamantinocarcinoma (ad-am-an"tin-o-kar-sin-o'mah). An adamantinoma which has become malignant.

adamantinoma (ad"am-an-tin-o'mah). A tumor developing within the alveolar border of the jaw from the paradental epithelial remains of the enamel organ. Called also *cystadenoma adamantinum* and *epithelioma adamantinum.*

adamantoblast (ad-am-an'to-blast) [*adamant* + Gr. βλαστός germ] An enamel-cell; one of the cells from which the enamel of the teeth is developed. Called also *ameloblast.*

adamantoblastoma (ad-am-an"to-blas-to'mah). Any tumor arising from the enamel organ.

adamantoma (ad-am-an-to'mah). Same as *adamantinoma.*

Adami's theory (ad-am'ēz) [John George *Adami,* Canadian pathologist, 1861-1926] See under *theory.*

Adamkiewicz's reaction (ah-dam-ke'viks) [Albert *Adamkiewicz,* pathologist of Vienna, 1850-1921]. See under *reaction.*

adamon (ad'am-ōn). Borneol dibromdihydrocinnamate. A sedative preparation used like the bromids.

Adam's apple. The projection at the forepart of the neck formed by the thyroid cartilage

Adams' operation, saw (ad'amz). 1. [William *Adams,* English surgeon, born 1820] See *operation, saw.* 2 [Sir William *Adams,* British surgeon, 1760–1829.] See *operation.*

Adams-Stokes' disease. See under *disease.*

Adansonia (ad-an-so'ne-ah) [after Michel *Adanson,* 1727–1806, French naturalist]. A genus of sterculiaceous trees. *A. digita'ta* is the baobab, a huge tree of Africa; found also in India; the leaves are febrifugal.

adaptation (ad-ap-ta'shun) [L. *adapta're* to fit]. 1. The normal power of the eye to adjust itself to variations in the intensity of light. 2. Same as *immunization.* 3. The fitness of an organism for its environment, or the process by which it becomes fit. **a.-product.** See *reaction substance,* under

substance. **retinal a.,** the complete adjustment of the eyes to the surrounding illumination.

adapter (ad-ap'ter). A device for connecting various parts of surgical instruments to one another.

adaptometer (ad-ap-tom'et-er) [*adaptation* + Gr. *μέτρον* measure]. An instrument for measuring the time required for retinal adaptation.

ADC. Abbreviation for *anodal duration contraction.*

A. D. C. Abbreviation for *axiodistocervical.*

adde (ad'e). Latin for "add."

Ad. def. an. Abbreviation for L. *ad defectio'nem an'imi,* to fainting.

Ad. deliq. Abbreviation for L *ad deli'quium,* to fainting.

Ad. 2 vic. Abbreviation of L. *ad du'as vi'ces,* at two times, for two doses.

Ad. grat. acid. Abbreviation for L. *ad gra'tum acidita'tem,* to an agreeable sourness.

addephagia, adephagia (ad-ef-a'je-ah) [Gr. *ἄδδην, ἄδην* enough + *φαγεῖν* to eat]. 1. Gluttony. 2. Insatiable hunger.

addict (ad'ikt). One who is given up to a habit, especially a drug habit.

addiction (ad-ik'shun). The state of being given up to some habit, as a drug-habit. **drug a.,** habitual use of a drug; pharmacopsychosis.

addiment (ad'im-ent). Same as *complement.*

addisonism (ad'is-on-izm). A group of symptoms in pulmonary tuberculosis consisting of pigmentation and debility, but falling short of those of Addison's disease.

Addison's anemia, disease, keloid, etc. (ad'is-onz) [Thomas *Addison,* English physician, 1793–1860]. See under *anemia, disease, keloid,* etc.

Addison's planes (ad'is-onz) [Christopher *Addison,* English anatomist, born 1869]. See under *plane.*

Addison-Biermer anemia. Pernicious anemia. See under *anemia.*

adducens oculi (ad-u'senz ok'u-li) [L.]. The internal rectus muscle of the eye. See *rectus internus* in *muscles, table of.*

adducent (ad-u'sent). Performing adduction.

adduct (ad-ukt') [L. *addu'cere* to draw toward]. To draw toward a center or toward a median line.

adduction (ad-uk'shun). The act of drawing toward a center or toward a median line.

adductor (ad-uk'tor) [L.]. Any adducting muscle. See in *muscles, table of.*

adelomorphous (ad-el-o-mor'fus) [Gr. *ἄδηλος* not evident + *μορφή* form]. Not having a clearly defined form. See *cell.*

adelphotaxy (ad-el'fo-taks-e) [Gr. *ἀδελφός* brother + *τάξις* arrangement]. The assumption by certain motile cells of a definite position and arrangement.

adenalgia (ad-en-al'je-ah) [Gr. *ἀδήν* gland + *ἄλγος* pain]. Pain in a gland.

adenase (ad'en-ās) [Gr. *ἀδήν* gland + *-ase*]. An enzyme occurring in the spleen, pancreas, and liver, which converts adenin into hypoxanthin.

adenasthenia (ad-en-as-the'ne-ah) [Gr. *ἀδήν* gland + *α* priv. + *σθένος* strength]. Deficient glandular activity. **a. gas'trica,** deficient glandular secretion in the stomach.

adendric, adendritic (ah-den'drik, ah-den-drit'-ik) [Gr. *α* neg. + *δένδρον* tree]. Having no dendrons.

adenectomy (ad-en-ek'to me) [Gr. *ἀδήν* gland + *ἐκτομή* excision]. 1. Surgical removal of a gland. 2. Excision of adenoid growths.

adenectopia (ad-en-ek-to'pe-ah) [Gr. *ἀδήν* gland + *ἔκτοπος* displaced]. Malposition or displacement of a gland.

adenemphraxis (ad-en-em-fraks'is) [Gr. *ἀδήν* gland + *ἔμφραξις* stoppage]. Glandular obstruction.

adenia (ad-e'ne-ah) [Gr. *ἀδήν* gland]. 1. A chronic affection marked by great enlargement of the lymphatic glands. See *lymphoma.* 2. Same as *pseudoleukemia.* **leukemic a.,** adenia with a leukemic state of the blood.

adeniform (ad-en'if-orm) [Gr. *ἀδήν* gland + **L.** *for'ma* shape]. Resembling a gland.

adenin (ad'en-in) [Gr. *ἀδήν* gland). A white crystalline base, 6-amino-purin, $C_5H_5N_5$, found in various animal and vegetable tissues. It is one of the decomposition products of nuclein and may be found in the urine. Adenin is non-poisonous, and occurs in the form of pearly crystals. **a. hypoxanthin,** a leukomain, $C_5H_5N_5 + C_4H_4N_4O$, being a compound of adenin and hypoxanthin.

adenitis (ad-en-i'tis) [Gr. *ἀδήν* gland]. Inflammation of a gland. **acute epidemic infectious a.** See *glandular fever,* under *fever.*

adenization (ad-en-iz-a'shun) [Gr. *ἀδήν* gland]. The assumption of an abnormal gland-like appearance; adenoid degeneration.

adeno- [Gr. *ἀδήν* gland]. A prefix denoting relation to a gland or to glands.

adeno-acanthoma (ad"en-o-ak-an-tho'mah). A tumor composed of glandular and squamous elements· called also *adenocancroid.*

adenoblast (ad'en-o-blast) [Gr. *ἀδήν* gland + *βλαστός* germ]. 1. Any cell with a glandular or secretory function. 2. Any embryonic cell whence gland tissue is derived.

adenocancroid (ad"en-o-kang'kroid). Adenoacanthoma.

adenocarcinoma (ad"en-o-kar-sin-o'mah). A carcinoma in which the cells are arranged in the form of glands; a malignant adenoma.

adenocele (ad'en-o-sēl) [Gr. *ἀδήν* gland + *κήλη* tumor]. An adenomatous cystic tumor.

adenocellulitis (ad"en-o-sel-u-li'tis). Inflammation of a gland and the cellular tissue around it.

adenochondroma (ad"en-o-kon-dro'mah), pl. *adenochondro'mata.* Adenoma blended with chondroma.

adenochondrosarcoma (ad"en-o-kon"dro-sar-ko'mah). A tumor containing the elements of adenoma, chondroma, and sarcoma.

adenochrome (ad'en-o-krōm). The coloring-matter of suprarenal glands· used in gout.

adenocyst (ad'en-o-sist) [Gr. *ἀδήν* gland + *κύστις* bladder]. A cyst developed from rudimentary structures.

adenocystoma (ad"en-o-sis-to'mah). Adenoma in which the glands are dilated into cysts.

adenodynia (ad-en-o-din'e-ah) [Gr. *ἀδήν* gland + *ὀδύνη* pain]. Pain in a gland.

adenofibroma (ad"en-o-fi-bro'mah). A tumor composed of connective tissue containing glandular structures **a. edemato'des,** a nasal polyp in which gland formation is prominent.

adenofibrosis (ad"en-o-fi-bro'sis). Fibroid degeneration of a gland.

adenogenous (ad-en-oj'en-us) [Gr. *ἀδήν* gland + *γεν-* to produce]. Originating from glandular tissue.

adenography (ad-en-og'raf-e) [Gr. *ἀδήν* gland + *γράφειν* to write]. A treatise on the glands.

adenohypersthenia (ad"en-o-hi-per-sthe'ne-ah) [Gr. *ἀδήν* gland + *ὑπέρ* over + *σθένος* strength]. Excessive glandular activity. **a. gas'trica,** excessive glandular secretion in the stomach.

adenoid (ad'en-oid) [Gr. *ἀδήν* gland + *εἶδος* form]. 1. Resembling a gland. 2. In the plural, hypertrophy of the adenoid tissue that normally exists in the nasopharynx of children and is known as the pharyngeal tonsil.

adenoidectomy (ad-en-oi-dek'to-me) [*adenoid* + Gr. *ἐκτομή* excision]. Excision of adenoid growths.

adenoiditis (ad-en-oi-di'tis). Inflammation of an adenoid.

adenoids (ad'en-oidz). See *adenoid.*

adenoliomyofibroma (ad"en-o-li"o-mi"o-fi-bro'-mah). A liomyofibroma containing adenomatous elements.

adenolipoma (ad"en-o-lip-o'mah). A glandular tumor made up largely of fatty tissue.

adenolipomatosis (ad"en-o-lip-o-mat-o'sis). A condition in which multiple lipomata develop in the neck, axilla, and groin.

adenologaditis (ad"en-o-log-ad-i'tis) [Gr. *ἀδήν* gland + *λογάδες* eyes]. 1. Ophthalmia neonatorum. 2. Inflammation of the glands of the eyes and conjunctiva.

adenology (ad-en-ol'o-je) [Gr. *ἀδήν* gland + *λόγος* discourse]. The sum of knowledge with regard to the glands.

adenolymphitis (ad"en-o-lim-fi'tis). Same as *lymphadenitis.*

adenolymphocele (ad"en-o-lim'fo-sēl) [Gr. *ἀδήν* gland + *lymphocele*]. Fatty infiltration along the lines of the lymphatic vessels

adenolymphoma (ad"en-o-lim-fo'mah). Adenoma of a lymph organ.

adenoma (ad-en-o'mah), pl. *adeno'mata* or *adenom'as* [Gr. *ἀδήν* gland + *-ομα* tumor]. A benign epithelial tumor with a gland-like structure, *i. e.*, the cells line gland-like depressions or cavities in the stroma. **a. adamanti'na,** adamantoma. **a. alveola're,** an adenoma formed on the type of an alveolar gland. **a. des'truens,** a malignant adenoma in the walls of the stomach. **a. fibro'sum,** fibro-adenoma. **a. gelatino'sum,** colloid goiter. **islet a.** See *insuloma* **langerhansian a.** See *insuloma.* **malignant a.,** adenocarcinoma. **racemose a.,** an adenoma whose structure resembles that of a racemose gland. **a. seba'ceum,** a neoplastic growth of the face, containing a mass of sebaceous glands and forming a reddish-yellow collection of papules. It is frequently associated with mental deficiency. **a. sim'plex,** simple hyperplasia of a gland **a. sudorip'arum,** adenoma of the sweat-glands; spiradenoma **tub'ular a.,** an adenoma formed on the type of a tubular gland.

adenomalacia (ad"en-o-mal-a'se-ah) [Gr. *ἀδήν* gland + *μαλακία* softness]. Softening of a gland.

adenomatoid (ad-en-o'mat-oid). Resembling adenoma.

adenomatome (ad-en-o'mah-tōm) [*adenoma* + Gr. *τομή* cut]. A kind of scissors used in removing adenoid and adenomatous growths.

adenomatosis (ad-en-o-mat-o'sis). The condition in which a glandular tissue becomes the seat of exuberant adenomatous growths.

adenomycosis (ad"en-o-mi-ko'sis) [*adenoma* + *mycosis*]. An endemic adenomatous disease of Brazil, caused by *Adenomyces cruzi* (Dias).

adenomyofibroma (ad"en-o-mi-o-fi-bro'mah). A fibroma containing adenomatous and myomatous tissue.

adenomyoma (ad"en-o-mi-o'mah) [Gr. *ἀδήν* gland + *μῦς* muscle + *-ομα* tumor]. A tumor presenting the usual structure of muscle-tissue, but containing glandular alveoli of endometrical type; called also *endometrioma.* **a. psammopapilla're,** a multiple papillary tumor in the broad ligament described by Pick.

adenomyometritis (ad"en-o-mi-o-met-ri'tis). Inflammatory hyperplasia of the uterus resembling adenomyoma.

adenomyosis (ad"en-o-mi-o'sis). The presence of endometrial elements in an abnormal place.

adenomyositis (ad"en-o-mi-o-si'tis). An inflammatory hypertrophy of the uterus resembling adenomyoma.

adenomyxoma (ad"en-o-mik-so'mah). A tumor composed of glandular and mucous tissue.

adenomyxosarcoma (ad"en-o-mik"so-sar-ko'-mah). Myxosarcoma of a gland, or one blended with adenoma.

adenoneure (ad'en-o-nūr) [Gr. *ἀδήν* gland + *neuron*]. A neuron controlling glandular action.

adenopathy (ad-en-op'ath-e) [Gr *ἀδήν* gland + *πάθος* disease]. Any disease of the glands, especially of the lymphatic glands.

adenopharyngitis (ad"en-o-far-in-ji'tis) [Gr. *ἀδήν* gland + *φάρυγξ* pharynx + *-ιτις* inflammation]. Inflammation of the tonsils and pharynx.

adenophlegmon (ad"en-o-fleg'mon) [Gr. *ἀδήν* gland + *phlegmon*]. Phlegmonous adenitis.

adenophthalmia (ad"en-of-thal'me-ah) [Gr. *ἀδήν* gland + *ὀφθαλμός* eye]. Inflammation of the meibomian glands.

adenosarcoma (ad"en-o-sar-ko'mah) Sarcoma of a gland, or adenoma with sarcomatous elements. **embryonal a.,** a congenital growth of the kidney or suprarenal body of very complex structure, resembling a sarcoma.

adenosarcorhabdomyoma (ad"en-o-sar"ko-rab"-do-mi-o'mah) [Gr. *ἀδήν* gland + *σάρξ* flesh + *ῥάβδος* rod + *μῦς* muscle]. A tumor made up of elements of adenoma, sarcoma, and rhabdomyoma.

adenosclerosis (ad"en-o-sklē-ro'sis) [Gr. *ἀδήν* gland + *σκλήρωσις* hardening]. The hardening of a gland.

adenosin (ad-en'o-sin). A pentosid derived from nucleic acid It is composed of ribose and adenin **a.-deaminase,** an enzyme which converts adenosin into inosin **a.-hydrolase,** an enzyme which converts adenosin into adenin and sugar.

adenosis (ad-en-o'sis). Any disease of a gland or set of glands.

adenotome (ad'en-o-tōm) [Gr *ἀδήν* gland + *τομή* cutting]. An instrument for cutting glands.

adenotomy (ad-en-ot'o-me) [Gr. *ἀδήν* gland + *τέμνειν* to cut]. 1. The anatomy, incision, or dissection of glands. 2. Excision of adenoids.

adenotyphus (ad-en-o-ti'fus) [Gr. *ἀδήν* gland + *typhus*]. Typhus fever in which the lesions appear chiefly in the mesenteric glands and spleen.

adenyl (ad'en-il). A radical, $C_5H_4N_4$, contained in adenin.

adephagia (ad-e-fa'je-ah). See *addephagia.*

adeps (ad'eps), gen. *ad'ipis* [L. "lard"] Lard; the U. S. P name for the purified internal fat of the abdomen of the hog. It is used in the preparation of ointments. **a. anseri'nus,** goose-grease. **a. benzoina'tus,** benzoinated lard; lard containing 1 per cent. of benzoin. **a. lan'æ,** wool-fat, or lanolin. **a. lan'æ hydro'sus,** hydrous or purified wool-fat **a. ovi'lus,** sheep's suet, or tallow **a. suil'lus,** hogs' lard.

adermia (ah-der'me-ah) [Gr. *α* priv. + *δέρμα* skin]. Congenital defect or absence of the skin.

adermogenesis (ah-der-mo-jen'es-is) [Gr. *α* neg. + *δέρμα* skin + *γένεσις* origin]. Imperfect development of the skin.

Adhatoda (ad-hat'o-dah). A genus of plants. The leaves of *A. justi'cia* or *A. vas'ica* are used in asthma, either by smoking in cigarettes or internally in powder or tincture. Dose of powder, 10 gr. (0.65 gm.).

adhesion (ad-he'zhun) [L. *adhæ'sio,* from *adhæ'rere* to stick to]. 1. The abnormal joining of parts to each other. 2 Any band or patch by which parts abnormally cohere. 3. In dentistry the force that retains full upper dentures without vacuum chambers. **attic a's,** adhesions about the gallbladder and pyloric region. **primary a.,** healing by the first intention. **secondary a.,** healing by the second intention.

adhesive (ad-he'siv). 1. Sticking or adhering closely. 2. Characterized by adhesion of contiguous parts.

adhesol (ad-he'sol). A surgical dressing similar to collodion. It contains copal, benzoin, tolu balsam, thyme oil, alpha-naphthol, and ether.

Adhib. Abbreviation for L. *adhiben'dus*, to be administered.

adiabatic (ah-di-ab-at'ik). Conducted without the evolution or absorption of heat.

adiactinic (ah-di-ak-tin'ik) [Gr. *α* neg + *διά* through + *ἀκτίς* ray]. Impervious to actinic rays.

adiadochocinesia (ah-di-ah-do"ko-sin-e'se-ah). See *adiadokocinesis*.

adiadokocinesis, adiadokokinesis (ah-di-ah-do-ko-sin-e'sis, or -kin-e'sis) [Gr. *α* neg. + *diadokokinesis*]. Inability to arrest one motor impulse and substitute for it one that is diametrically opposite (Baginsky).

Adiantum (ad-e-an'tum) [Gr. *α* priv. + *διαίνειν* to moisten]. A genus of ferns, popularly called maidenhair: pectoral demulcents.

adiaphoresis (ah-di-af-o-re'sis) [Gr. *α* neg. + *διαφορεῖν* to perspire]. Deficiency or absence of the perspiration.

adiaphoretic (ah-di-af-o-ret'ik). Causing suppression or diminution of perspiration.

adiapneustia (ah"di-ap-nūs'te-ah) [Gr. *α* neg. + *διαπνεῖν* to breathe through]. Absence or diminution of the perspiration; anhidrosis.

adiathermancy (ah-di-ath-er'man se) [Gr. *α* neg. + *διά* through + *θέρμη* heat]. The condition of being impervious to heat-waves.

adiathetic (ah-di-ath-et'ik). Occurring without reference to diathesis or constitutional tendency.

adicity (ad-is'it-e). Valence.

adiemorrhysis, adiæmorrhysis (ah-di-em-or'is-is) [Gr. *α* neg + *διά* through + *αἷμα* blood + *ῥύσις* flow]. Stoppage of circulation of blood.

adipectomy (ad-ip-ek'to-me) [L. *ad'eps* + Gr. *ἐκτομή* excision]. The excision of a mass of adipose tissue, as from the abdomen or buttocks.

adipic (ad-ip'ik) [L. *ad'eps* fat]. Pertaining to fat.

adipocele (ad'ip-o-sēl) [L. *ad'eps* fat + Gr. *κήλη* hernia]. A hernia containing fat or fatty tissue.

adipocellular (ad"ip-o-sel'u-lar). Composed of connective tissue and fat.

adipoceratous (ad"ip-o-ser'at-us). Pertaining to or resembling adipocere.

adipocere (ad'ip-o-sēr) [L. *ad'eps* fat + *ce'ra* wax]. A peculiar waxy substance formed during the decomposition of animal bodies, and seen especially in human bodies buried in moist places. It consists principally of fatty acids and their salts. Called also *grave-wax*.

adipochrome (ad-ip'o krōm). A hypothetical pigment manufactured directly by the fat of the body, which is increased in some diseases.

adipofibroma (ad"ip-o-fib-ro'mah), pl. *adipofibro'mata*. Adipoma with fibrous elements.

adipogenic, adipogenous (ad-ip-o-jen'ik, ad-ip-oj'en-us) [L. *ad'eps* fat + *gig'nere* to beget]. Producing fat or fatness.

adipohepatic (ad"ip-o-he-pat'ik). Same as *adipogenic*.

adipoid (ad'ip-oid) [L. *ad'eps* fat + Gr. *εἶδος* form]. Same as *lipoid*.

adipol (ad'ip-ol). A proprietary mineral-fat preparation.

adipolysis (ad-ip-ol'is-is) [L. *ad'eps* fat + Gr. *λύσις* solution]. The digestion or hydrolysis of fats.

adipolytic (ad-ip-o-lit'ik). Effecting the digestion of fats.

adipoma (ad-ip-o'mah), pl. *adipo'mata*. Cruveilhier's term for *lipoma*.

adipometer (ad-ip-om'et-er). An instrument for measuring the thickness of the skin.

adipopexia (ad-ip-o-pek'se-ah). Adipopexis.

adipopexic (ad"ip-o-pek'sik). Fixing or storing fat.

adipopexis (ad-ip'o pek-sis) [*adeps* fat + Gr. *πῆξις* fixation]. The fixation or storing of fats.

adipose (ad'ip-ōs) [L. *adipo'sus* fatty]. 1. Of a fatty nature; fatty; fat. 2. The fat present in the cells of adipose tissue.

adiposis (ad-ip-o'sis) [L. *ad'eps* fat]. 1. Obesity or corpulence, an excessive accumulation of fat in the body. 2 Fatty degeneration. **a. cerebra'lis,** cerebral adiposity. See under *adiposity*. **a. doloro'sa,** a disease accompanied by painful localized fatty swellings and by various nerve lesions. The disease is usually seen in women, and may cause death from pulmonary complications. Called also *Dercum's disease* and *paratrophy*. **a. hepat'ica,** fatty infiltration or degeneration of the liver. **a. orcha'lis,** a condition of marked obesity developing in the course of tumor of the brain and associated with defective genital development. **a. tubero'sa sim'plex,** a disorder resembling adiposis dolorosa, marked by development in the subcutaneous tissue of fatty masses which are sometimes painful to pressure; called also *Anders' disease*. **a. universa'lis,** a deposit of fat generally throughout the body, including the internal organs and ductless glands.

adipositas (ad-ip-os'it-as) [L.]. Fatness. **a. cerebra'lis.** See *cerebral adiposity*, under *adiposity*. **a. cor'dis.** See *fatty heart*, 2d def. **a. ex vac'uo,** fatty atrophy.

adipositis (ad-ip-o-si'tis). Inflammation of the subcutaneous adipose tissue.

adiposity (ad-ip-os'it-e). The state of being fat; fatness, obesity. **cerebral a.,** fatness due to cerebral disease, especially disease of the pituitary body. See *Frohlich's syndrome*, under *syndrome*.

adiposogenital syndrome (ad-ip-o"so-jen-it'al). See *Frohlich's syndrome*, under *syndrome*.

adiposuria (ad-ip-o-su're-ah) [L. *ad'eps* fat + Gr. *οὖρον* urine]. The occurrence of fat in the urine; lipuria.

adipsia (ah-dip'se-ah) [Gr. *α* priv. + *δίψα* thirst]. Absence of thirst, or abnormal avoidance of drinking.

aditus (ad'it-us) [L.]. An entrance or approach. **a. ad an'trum,** the recess which lodges the head of the malleus and the greater part of the incus. **a. ad aquæduc'tum cer'ebri** [B N A], the entrance to the aqueduct of Sylvius **a. ad infundib'ulum,** the passage from the third ventricle to the infundibulum cerebri. **a. glot'tidis,** one of the openings of the glottis. **a. laryn'gis,** the aperture of the larynx **a. or'bitæ,** the orbital opening.

adjustment (ad-just'ment). 1. The mechanism for raising and lowering the tube of a microscope. 2. A chiropractic word for the replacement of a subluxated vertebra for the purpose of relieving pressure on a spinal nerve **absolute a.,** the accommodation of either eye separately.

adjuvant (ad'ju-vant) [L. *ad'juvans* aiding]. 1. Assisting other remedies. 2. An auxiliary remedy.

ad lib. Abb. of L. *ad lib'itum*, at pleasure.

adlumidin (ad-lu'mid-in) A crystalline alkaloid, $C_{30}H_{29}NO_9$, from *Adlu'mina cirrho'sa*.

adlumin (ad-lu'min). A crystalline alkaloid, OH_1-$C_{37}H_{34}NO_9(OCH_3)_2$, from *Adlu'mina cirrho'sa*.

admaxillary gland (ad-mak'sil-a-re). See *gland*.

admedial, admedian (ad-me'de-al, ad-me'de-an). Situated near the median plane.

adminiculum (ad-min-ik'u-lum) [L.]. 1. A support. 2. The expansion of fibers extending from the superior pubic ligament to the posterior surface of the linea alba. Called also *a. lin'eæ al'bæ*.

admov. Abbreviation for L. *admo've, admovea'tur*, add, let there be added.

adnata (ad-na'tah). See *tunica adnata*.

ad nauseam (ad naw'se-am) [L.]. To the extent of producing nausea.

adnephrin (ad-nef'rin). A preparation similar in all respects to epinephrin.

adneural (ad-nu'ral) [L. *ad* near + Gr. *νεῦρον* nerve]. Situated near a nerve.

adnexa (ad-neks'ah) [L. pl.]. Appendages or adjunct parts. **a. oc'uli,** the lacrimal apparatus and other appendages of the eye. **a. u'teri,** the ovaries and oviducts.

adnexal (ad-neks'al). Pertaining to adnexa, especially the adnexa uteri.

adnexitis (ad-neks-i'tis). Inflammation of the adnexa uteri.

adnexogenesis (ad nex-o-jen'es-is) [*adnexa* + Gr. *γένεσις* formation]. The development in the embryo of the adnexa or accessory structures.

adnexopexy (ad-neks'o-pek-se) [L. *adnexa* + Gr. *πῆξις* fixation]. The operation of elevating and fixing the fallopian tube and ovary to the abdominal wall.

adnexorganogenic (ad-neks"or-gan-o-jen'ik). Having its origin in the adnexa uteri.

adolescence (ad-o-les'ens) [L *adolescen'tia*]. Youth; period between puberty and maturity.

adonidin (ad-on'id-in). A poisonous glucosid, $C_{44}H_{40}O_9$, from *Ado'nis verna'lis*. It is an amorphous powder, and is used as a heart tonic and diuretic· not unlike digitalin in its effects. Dose, ⅛–¼ gr. (0.0075–0.015 gm.).

adonin (ad-o'nin) A glucosid, $C_{20}H_{40}O_9$, from *Ado'nis amuren'sis*, a plant of Asia· used like adonidin, but in somewhat larger doses.

Adonis (ad-o'nis) [L.]. A genus of poisonous ranunculaceous plants, natives of Europe, Asia, and Africa. *A. æstiva'lis* and *A. verna'lis* are valuable cardiac stimulants. Dose of fluidextract, 1–2 min. (0.066–0.132 c.c.); of tincture, 10–30 min. (0.66–2 c.c.).

adonit (ad'o-nit). Adonitol.

adonitol (ad-on'it-ol) A pentahydric alcohol found in *Adonis vernalis* By oxidation it yields ribose.

adoral (ad-o'ral) [L. *ad* near + *os, o'ris* mouth]. Near the mouth.

Ad. pond. om. Abbreviation for L. *ad pon'dus om'nium*, to the weight of the whole

adralgin (ad-ral'jin). A local anesthetic containing adrenalin, cocain, and thymol.

adrenal (ad-re'nal) [L. *ad* near + *ren* kidney]. 1. A suprarenal gland. See under *gland*. 2. Situated near the kidney. **Marchand's a's,** accessory suprarenal bodies in the broad ligament.

adrenalectomy (ad-re-nal-ek'to-me) [*adrenal* + Gr. *ἐκτομή* excision]. Excision of the suprarenal bodies.

adrenalin (ad-ren'al-in). Same as *epinephrin*. Its hydrochlorid is used locally in a 1 : 10,000 to 1 : 1000 solution in conjunctivitis, iritis, coryza, hayfever, etc., and is applied to mucous surfaces before operation to prevent bleeding It is given internally as a cardiac stimulant and for the relief of asthmatic attacks Dose, 5–30 min (0.333–2 c.c.). **a. inhalant.** a neutral oily solution of adrenalin chlorid for application to mucous membranes.

adrenalinemia (ad-ren"al-in-e'me-ah) [*adrenalin* + Gr. *αἷμα* blood]. Presence of adrenalin in the blood.

adrenalinoscope (ad-re-nal-in'o-skōp) [*adrenalin* + Gr. *σκοπεῖν* to see]. An apparatus for detecting the presence of adrenalin in a liquid.

adrenalinuria (ad-ren"al-in-u're-ah). The presence of adrenalin in the urine.

adrenalitis, adrenitis (ad-re-nal-i'tis, ad-re-ni'tis). Inflammation of the adrenals.

adrenalone (ad-ren'al-ōn). A ketone, $(HO)_2C_6H_3COCH_2NHCH_3$, obtained by oxidation of an adrenalin derivative.

adrenin (ad-re'nin). A proprietary preparati from the medulla of the suprarenal gland.

adreninemia (ad-ren-in-e'me-ah). Adrenalinem

adrenochrome (ad-re'no-krōm). A sulphur co pound of the suprarenal gland for the inter treatment of skin diseases.

adrenodont (ad-ren'o-dont). A person showi adrenodontia.

adrenodontia (ad-ren-o-don'she-ah) [*adrenal* Gr. *ὀδούς* tooth]. Tooth form indicative of renal predominance. The canines are large a sharp, and the occlusal surfaces of the teeth hav brownish coloration.

adrenotoxin (ad-ren-o-tok'sin). An antibo produced by injecting an animal with adre tissue.

adrenotrope (ad-ren'o-trōp). A person exhibiti adrenotropism.

adrenotropic (ad-ren-o-trop'ik). Pertaining to marked by adrenotropism.

adrenotropism (ad-ren-ot'ro-pizm) [*adrenal* + *τροπή* a turning] That type of endocrine cons tution in which the influence of the adrenals p dominates.

adrenoxidase (ad-ren-ok'sid-ās). Oxygenized renal secretion.

adrenoxin (ad-re-noks'in). A substance suppos to give blood-plasm, its oxidizing powers bei formed in the lungs by combination of oxyg with the internal secretion of the adrenals.

adrin (ad'rin). Epinephrin hydrate, an active pr ciple of the suprarenal gland: hemostatic a vasomotor stimulant.

adrue (ad'ru-e). The *Cype'rus articula'tus*, a gra like plant of the West Indies, with a tonic, an emetic, and anthelmintic root. Dose of flu extract, 10–30 min. (0.666–2 c.c.).

adsorption (ad-sorp'shun) [L. *ad* to + *sor'bere* suck]. The concentration of a gas or a substa in solution in a liquid on a surface in contact w the gas or liquid resulting in a relatively high c centration of the gas or solution at the surfa This is especially important where the surface increased, as in porous (charcoal) or powdered s stances.

Adst. feb. Abbreviation for L. *abstan'te feb'* while fever is present

adsternal (ad-ster'nal). Situated near the st num.

ADTe. Symbol for *tetanic contraction*, produc by an application of the positive pole with t circuit closed.

adterminal (ad-ter'min-al). Passing toward t end of a muscle· said of an electric current.

Adv. Abbreviation for L. *adver'sum*, against.

advance (ad-vans'). To perform the operation advancement on.

advancement (ad-vans'ment). Surgical detac ment, as of a muscle or tendon, followed by attachment at an advanced point, chiefly operation for strabismus The round ligamen of the uterus have been sometimes advanced retrodisplacement. **capsular a.,** the artific attachment of a part of Tenon's capsule in su a way as to draw forward the insertion of ocular muscle. **tendon a.,** advancement appli to a tendon.

adventitia (ad-ven-tish'e-ah) [L.]. The outer co of an artery. See *artery*.

adventitious (ad-ven-tish'us) [L. *ad* to + *veni* to come]. 1. Accidental or acquired, not nat ral or hereditary. 2. Found out of the normal usual place

adynamia (ad-in-a'me-ah) [Gr *α* priv. + *δύναμ* might]. Lack or loss of the normal or vital powe

adynamic (ad-in-am'ik). Characterized by adyn mia; asthenic.

A. E. German abbreviation for *antitoxin unit.*

Aeby's plane (a'bez) [Christoph Theodor *Aeby*, Swiss anatomist, 1835–1885]. See *plane.*

æcology (e-kol'o-je). Same as *ecology.*

Aëdes (a-e'dēz) [Gr. *ἀηδής* unpleasant]. A genus of mosquitos with broad appressed scales on the head and scutellum The palpi in the female are short, sparsely tufted, and have three segments of equal length. In the male the palpi are long and tufted. **A. ægyp'ti,** a species which breeds near houses and transmits yellow fever and dengue. It was formerly known as *Stegomyia fasciata.* **A. sollic'itans,** the common salt-marsh mosquito **A. spen'ceri,** a species found on the Saskatchewan prairies. **A. sylves'tris,** a species which breeds in the woods in early spring **A. tæniorhyn'chus,** a small species resembling *A. sollicitans* in appearance and habits

ædœocephalus (ed-e-o-sef'al-us) [Gr. *αἰδοῖα* genitals + *κεφαλή* head]. A monster-fetus with no mouth, nose like a penis, and but one orbit.

ædœology (e-de-ol'o-je). See *edeology.*

Æg. Abbreviation for L. *æ'ger æ'gro,* the patient.

ægagropilus. See *egagropilus.*

Ægle (e'glē). See *bael.*

ægophony (e-gof'o-ne). For this and other words beginning with æ see *egophony,* etc.

ælurophobia (e-lu-ro-fo'be-ah) [Gr *αἴλουρος* cat + *φόβος* fear]. A morbid dread or dislike of cats.

æquator (e-kwa'tor) Equator **æ. bul'bi oc'uli** [B N A], equator of the eyeball, an imaginary line around the eyeball equidistant from the two poles **æ. len'tis** [B N A], the periphery of the lens between the two layers of the zonula ciliaris.

aequum (e'kwum) [L. "equal"] Pirquet's term to represent the amount of food required to maintain weight under a given condition of activity.

aër (a'er) [Gr. *ἀήρ* air]. Same as *atmos.*

aërarium (a-er-a're-um), pl *aera'ria* [L.]. An apparatus or arrangement for providing or securing fresh air

aërasthenia (a"er-as-the'ne-ah) [Gr *ἀήρ* air + *asthenia*] Psychasthenia with loss of self confidence and mental worry, seen in drivers of aeroplanes

aërated (a'er-a-ted) [L. *aera'tus*] 1 Charged with air. 2. Charged with carbon dioxid

aëration (a-er-a'shun) [L *a'er* air] 1. The arterialization of the venous blood in the lungs 2. The charging of a liquid with carbon dioxid gas.

aëremia (a-er-e'me-ah) [Gr *ἀήρ* air + *αἷμα* blood]. Caisson disease See under *disease*

aërendocardia (a"er-en-do-kar'de-ah) [Gr *ἀήρ* air + *ἔνδον* in + *καρδία* heart]. The presence of gas or air within the heart.

aërenterectasia (a"er-en-ter-ek-ta'ze-ah) [Gr *ἀήρ* air + *ἔντερον* intestine + *ἔκτασις* distention]. Distention of the intestines with air or gas

aërhemoctonia (a"er-hem-ok-to'ne-ah) [Gr. *ἀήρ* air + *αἷμα* blood + *κτόνος* killing]. Death caused by air in the veins.

aërial (a-e're-al). Pertaining to the air. **a. sickness,** aviators' disease See under *disease.*

aëriferous (a-er-if'er-us) [L. *a'er* air + *fer're* to bear] Conveying air.

aëriform (a-er'if-orm) [L. *a'er* + *for'ma* form]. Like the air; gaseous.

Aërobacter (a-er-o-bak'ter). A genus of Bacteriaceæ found in the intestinal canal of normal animals they produce acetyl-methyl-carbinol. **A. aëro'genes.** Same as *Bacterium aerogenes.*

aërobe (a'er-ōb) [Gr. *ἀήρ* air + *βίος* life]. A microorganism which can live and grow in the presence of free oxygen. Called also *aerobion.*

aërobia (a-er-o'be-ah). The plural of aerobion. **facultative a.,** micro-organisms which normally do not grow in the presence of oxygen, but which, under certain circumstances, acquire the power of living in it. **obligate a.,** organisms which always need oxygen in order to live.

aërobic, aërobiotic (a-er-o'bik, a"er-o-bi-ot'ik). Growing only in air or free oxygen.

aërobion (a-er-o'be-on). Same as *aerobe*

aërobioscope (a-er-o-bi'o-skōp) [Gr. *ἀήρ* air + *βίος* life + *σκοπεῖν* to view]. An apparatus for analyzing the bacterial composition of air.

aërobiosis (a"er-o-bi-o'sis). The condition of being aerobiotic.

aërobium (a-er-o'be-um). The singular of *aerobia.*

aërocele (a'er-o sēl) [Gr. *ἀήρ* air + *κήλη* tumor] A tumor formed by air filling an adventitious pouch, such as laryngocele and tracheocele.

aërochir (a'er o kēr). An aëroplane carrying a surgeon and radiologist with their equipment

aërocolia (a"er-o-ko'le-ah). Aerocoly.

aërocolpos (a"e-ro-kol'pos) [Gr *ἀήρ* air + *κόλπος* vagina]. Distention of the vagina with gas

aërocoly (a er-o'ko le) [Gr *ἀήρ* air + *colon*]. Distention of the colon with gas

aërocystoscope (a-er-o-sis'to-skōp). Same as *aero-urethroscope.*

aërocystoscopy (a"er-o sis-tos'ko pe) [Gr. *ἀήρ* air + *κύστις* bladder + *σκοπεῖν* to inspect] Examination of the bladder with the aëro urethroscope.

aërodermectasia (a"er-o der-mek ta'ze ah) [Gr *ἀήρ* air + *δέρμα* skin + *ἔκτασις* extension]. Subcutaneous or surgical emphysema.

aërodynamics (a"er-o-di-nam'iks) [Gr. *ἀήρ* air + *δύναμις* power] The science of gases in motion.

aërogen (a'er-o-jen). An aerogenic or gas-producing bacterium

aërogenesis (a"er o-jen'es is) [Gr *ἀήρ* air + *γένεσις* formation] Gas production

aërogenic (a"er o jen'ik). Producing gas

aërohydropathy (a"er-o hi drop'ath-e) [Gr *ἀήρ* air + *ὕδωρ* water + *πάθος* disease]. The therapeutic use of air and water

aërohydrotherapy (a"er o hi dro ther'ap-e) [Gr. *ἀήρ* air + *ὕδωρ* water + *θεραπεία* treatment] The therapeutic use of air and water

aërometer (a-er om'et er) [Gr *ἀήρ* air + *μέτρον* measure] An instrument for weighing air or for estimating the density of air

aëromicrobe (a"er-o mi'krōb) [Gr *ἀήρ* air + *μικρός* small + *βίος* life]. Any aerobic microorganism

aëropathy (a er-op'ath e) [Gr *ἀήρ* air + *πάθος* disease]. The condition frequently seen in persons exposed to greatly altered vasometric pressure; caisson disease

aëroperitonia (a"er-o per it o'ne ah) [Gr *ἀήρ* air + *peritoneum*]. Air or gas in the peritoneum.

aërophagy, aërophagia (a-er-of'aj e, a"er o fa'je-ah) [Gr. *ἀήρ* air + *φαγεῖν* to eat]. Spasmodic swallowing of air, followed by eructations seen in hysteria.

aërophilous (a-er-of'il us) [Gr *ἀήρ* air + *φιλεῖν* to love] Loving air, requiring air for proper growth: said of bacteria

aërophobia (a er-o fo'be ah) [Gr. *ἀήρ* air + *φόβος* fear] 1 Morbid dread of drafts of air 2 Morbid dread of being up in the air, acrophobia.

aërophore (a'er-o-fōr) [Gr *ἀήρ* air + *φορεῖν* to carry]. A device used in inflating with air the lungs of stillborn children.

aërophyte (a'er-o-fit) [Gr *ἀήρ* air + *φυτόν* plant]. An air plant, any microbe or other plant organism that derives its sustenance from the air.

aëroplethysmograph (a"er-o-pleth-iz'mo-graf) [Gr. *ἀήρ* air + *πληθυσμός* enlargement + *γράφειν* to record]. An apparatus for registering the amount of air respired.

aëropleuria (a-er-o-plu're-ah) [Gr. *ἀήρ* air + *πλευρά* side]. Same as *pneumothorax.*

aëroporotomy (a"er-o-po-rot'o-me) [Gr. *ἀήρ* air + *πόρος* passage + *τομή* cutting]. Operation of letting air into the air-passages, as by intubation or tracheotomy.

aëroscope (a'er-o-skōp) [Gr. *ἀήρ* air + *σκοπεῖν* to inspect]. An instrument for the microscopic examination of the air in respect of its purity.

aërosialophagy (a"er-o-si-al-of'aj-e). See *sialoaërophagy*.

aërosis (a-er-o'sis) [Gr. *ἀήρ* air]. The production of gas in the tissues or organs of the body.

aërostatics (a-er-o-stat'iks) [Gr. *ἀήρ* air + *στατικός* causing to stand]. The science of gases in equilibrium.

aërotaxis (a"er-o-taks'is) [Gr *ἀήρ* air + *τάξις* order]. The attractive and repellent influence exercised by oxygen on aërobic and anaërobic bacteria respectively.

aërotherapeutics, aërotherapy (a"er-o-ther-ap-u'tiks, a"er-o-ther'ap-e) [Gr *ἀήρ* air + *θεραπεία* treatment]. The use of air in treating diseases.

aërothermotherapy (a"er-o-ther"mo-ther'ap-e) [Gr. *ἀήρ* air + *θέρμη* heat + *θεραπεία* treatment]. Treatment with currents of hot air.

aërothorax (a-er-o-tho'raks) [Gr. *ἀήρ* air + *θώραξ* chest]. Same as *pneumothorax*.

aërotonometer (a"er-o-to-nom'et-er) [Gr. *ἀήρ* air + *τόνος* tone + *μέτρον* measure]. An instrument for measuring the tension of the gases in the blood.

aërotropism (a-er-ot'ro-pizm) [Gr. *ἀήρ* air + *τρόπος* turning]. The growth of organisms toward or away from a supply of air.

aërotympanal (a-er-o-tim'pan-al) [L. *a'er* air + *tym'panum* drum]. Performed by the agency of the air and the tympanum.

aëro-urethroscope (a"er-o-u-rēth'ro-skōp) [Gr. *ἀήρ* air + *urethroscope*] A urethroscope by which the urethra is dilated with air before inspection.

aëro-urethroscopy (a"er-o-u-rēth-ros'ko-pe). The use of the aero-urethroscope.

aërozol (a-er'o-zol). An essential oil containing 25 parts of ozone.

aërteriversion (a-er"ter-iv-er'shun) [Gr. *ἀήρ* air + *τηρεῖν* to hold + L. *ver'sio* turning]. Surgical eversion of the ends of a bleeding artery for the arrest of hemorrhage.

aërteriverter (a-er"ter-iv-er'ter). An instrument for use in aerteriversion.

aërtryckosis (a-er-trik-o'sis). Infection with *Bacillus aertrycke* (*Bacterium choleræ suis*).

æs-, æt-. For words thus beginning, see those beginning *es-, et-*.

æsculapian (es-ku-la'pe-an). Pertaining to Æsculapius, the god of medicine, or to the art of medicine. **æ. rod** or **staff.** See under *staff*.

Æs'culus hippocas'tanum. The horse-chestnut, the bark and seeds of which are antirheumatic and have been used in malaria.

æsthesioneuro'sis. See *esthesioneurosis*.

æt. Abbreviation for L. *ætas*, age.

æther (e'ther) See *ether*.

æthyl (eth'il). Ethyl.

æth'ylis aminoben'zoas. Ethyl aminobenzoate.

æth'ylis chaulmoo'gras. Ethyl chaulmoograte.

Aëtius (a-e'she-us). A Greek medical writer who flourished about 500 A. D., the author of a medical work in sixteen books, the Tetrabiblon.

afebrile (ah-feb'ril). Without symptoms of fever.

afenil (ah-fen'il). Calcium chlorid urea, $CaCl_2.4(NH_2)_2CO$, used intramuscularly and intravenously in hay-fever, asthma, and anaphylactic or allergic conditions. Dose, 10 c.c. of 10 per cent. solution.

afermol (ah-fer'mol) A proprietary serum from the blood of horses, in powdered form, used in treating foul, purulent wounds and ulcers.

afetal (ah-fe'tal). Without a fetus.

affect (af-ekt'). A Freudian term for the emotional complex associated with a mental state.

affection (af-ek'shun) 1 The mental element common to all states of emotion or feeling. 2. A morbid condition or diseased state.

affective (af-ek'tiv). Pertaining to a feeling or mental state.

affectivity (af-ek-tiv'it-e). The affective faculty.

affectomotor (af-ek-to-mo'tor). Combining emotional disturbance with muscular activity.

Affenspalte (af'en-spahl-te) [Ger.]. Same as *apefissures*. See under *fissure*.

afferent (af'er-ent) [L. *ad* to + *fer're* to carry]. Centripetal or esodic; conveying from the periphery to the center.

afferentia (af-er-en'she-ah) [L.]. 1. Any afferent vessels, whether blood- or lymph-vessels. 2. The lymph-vessels in general

affinity (af-in'it-e) [L. *affin'itas* relationship]. 1. Inherent likeness or relationship. 2. Chemic attraction. **chemic a.**, the force that unites atoms into molecules. **elective a.**, that force by which a substance chooses or elects to unite with one substance rather than with another. **residual a.**, the force which enables molecules to combine into larger aggregates.

afflux, affluxion (af'luks, af-luk'shun) [L. *afflux'us, afflux'io*] The rush of blood to a part.

affusion (af-u'zhun) [L. *affu'sio*]. The pouring of water upon a part or upon the body for reducing fever or correcting nervous symptoms.

afral (af'ral). A crystalline substance used as a preservative for wine, beer, cider, etc.

African coast fever. See *Rhodesian fever*, under *fever*.

African lethargy (af'rik-an). See *Congo trypanosomiasis*, under *trypanosomiasis*.

afridol (af'rid-ol). Sodium hydroxymercuric toluylate, $C_6H_3(CH_3)CO\,ONa(HgOH)$, a tasteless white powder, used in making a soap recommended for disinfecting the hands and for the treatment of parasitic skin diseases

afrodyn (af'ro-din). A proprietary aphrodisiac, said to be a tincture of muirapuama.

afsal (af'sal). See *urasol*.

aftanin (af'tan-in). A brownish liquid used in veterinary medicine, and said to be an infusion of herbs with glycerin and formaldehyd.

after-birth (af'ter-berth). The structure, consisting of the placenta and membranes, cast from the uterus after the birth of the child.

after-brain (af'ter-brān). See *metencephalon*.

after-cataract (af-ter-kat'ar-akt). See *cataract*.

after-discharge. A response to stimulation in a sensory nerve which persists after the stimulus has ceased.

after-image (af'ter-im-āj). A visual impression lasting after the image proper has ceased to be visible. A *positive* after-image is one in which the bright parts of the appearance remain bright, the dark parts dark. In a *negative* after-image the bright parts appear dark and the dark parts bright.

after-impression (af"ter-im-presh'un). Same as *after-sensation*.

after-movement (af'ter-moov'ment). Kohnstamm's phenomenon; spontaneous elevation of the arm by idiomuscular contraction after benumbing it by powerful pressure against a rigid object.

after-pains (af'ter-pānz). The pains felt after the birth of the child, due to the contraction of the uterus.

after-sensation (af"ter-sen-sa'shun). A sensation lasting after the stimulus that produced it has been removed.

after-sound (af'ter-sownd). The hearing of sound after the cessation of the vibration that produced it.

after-stain (af'ter-stān). A stain used after another stain for the purpose of producing greater differentiation of details.

after-taste (af'ter-tāst). A taste continuing after the substance producing it has been removed.

after-vision (af"ter-vizh'un). The perception of an after-image.

afunction (ah-funk'shun). Loss of function.

Ag. Chemic symbol of silver (*argentum*).

agalactia (ah-gal-ak'she-ah) [Gr. α neg. + γάλα milk]. Absence or failure of the secretion of milk.

agalactous (ah-gal-ak'tus). 1 Checking the secretion of milk 2. Not nursed, artificially fed.

agal-agal (ah"gal-ah'gal). Same as *agar-agar*.

agalorrhea (ah-gal-o-re'ah) [Gr. α priv. + γάλα milk + ῥοία flow]. Absence or arrest of the milk flow.

agamete (ah'gam-ēt) [Gr. α neg + γάμος marriage] An amebula which develops directly into an adult without sexual union.

agamic (ah-gam'ik) [Gr. α neg. + γάμος marriage]. 1. Asexual. 2. Reproducing without impregnation.

agamobium (ag-am-o'be-um) [Gr. α neg. + γάμος marriage + βίος life] The asexual stage in the alternation of generations. Cf. *gamobium*.

Agamofilaria (ah-gam-o-fil-a're-ah). A genus of nematode parasites only imperfectly known. Species (*A labia'lis, A. georgia'na, A. oc'uli*, and *A. conjuncti'væ*) have been found occasionally in ulcerations and tumor formations

agamogenesis (ah-gam-o-jen'es-is) [Gr. α priv. + γάμος marriage + γένεσις birth]. Reproduction without sexual congress.

agamogenetic (ah-gam-o-jen-et'ik). Reproducing asexually.

agamogony (ah-gam-og'o-ne) [Gr. α not + γᾶμος marriage + γόνος offspring] Reproduction without sexual process; schizogony.

Agamonema (ag-am-o-ne'mah) A group of immature and unidentified nematodes from fish, which have been found in urine.

Agomonemato'dum mi'grans. A minute nematode larva found in cases of creeping eruption in the southern United States

agamont (ah'gam-ont) [Gr. α not + γᾶμος marriage + ὢν being] Same as *schizont*.

agamous (ah'gam-us). Agamic.

agar (ag'ar). Agar-agar; also culture-media solidified with agar-agar (q. v.) See also under *culture-medium* **æsculin a.**, nutrient agar containing 0.5 per cent. of sodium taurocholate, 0.1 per cent of æsculin, and 0.05 per cent. of ferric citrate **ascitic a.** See *serum a* **ascitic fluid a.**, nutrient agar, 600 c.c., to which has been added distilled water, 210 c.c., ascitic fluid, 90 c.c., and nutrose, 6 gm. **Ashby's a.**, a synthetic culture-medium for growing the azotobacter It contains: mannit 20 gm., dipotassium phosphate 0.2 gm., magnesium sulphate 0.2 gm., sodium chlorid 0.2 gm., calcium sulphate 0.1 gm., calcium carbonate 1 gm., water 1000 c.c., and agar agar 15 gm. **Avery's sodium oleate a.** See *sodium oleate a.* **bile salt a.** (MacConkey), an agar culture-medium containing agar-agar 1½ per cent, peptone 2 per cent., sodium taurocholate ½ per cent., lactose 1 per cent, and sufficient neutral red to color it. **Blaxall's English proof a.** See *English proof a.* **blood a.**, nutrient agar containing about 10 per cent of citrated blood and used as a bacteriologic culture-medium especially for the gonococcus. **blood a.** (Washbourn), inclined nutrient agar tubes over which fresh sterile blood has been flowed. **Braun's fuchsin a.** See *fuchsin a.* **brilliant green a.** (Conradi), a nutrient agar containing 0.00065 per cent. of brilliant green and 0.0065 per cent. of picric acid. **brilliant green a.** (Krumwiede), a beef-extract agar containing Andrade indicator 1 per cent., lactose 1 per cent., glucose 0.1 per cent., brilliant green 1 : 350,000 to 1 : 500,000. The reaction should be neutral to Andrade's indicator. **brilliant green-bile salt a.**, a nutrient agar consisting of agar-agar 20 gm., peptone 20 gm, sodium taurocholate 5 gm., lactose 5 gm., brilliant green solution (1 : 1000) 20 c.c., and picric acid (1 per cent. solution) 20 c.c. **brilliant green-eosin a.**, a nutrient agar containing lactose 1 per cent., saccharose 1 per cent, eosin 0.06 per cent., and brilliant green 1 : 300,000. It is used for the isolation of Bacterium typhosum. **carbolized a.**, a nutrient agar containing 0.1 per cent. of phenol. **china green a.**, a nutrient agar containing 15 c.c. of a 0.2 per cent. solution of china green per liter. **Conradi's brilliant green a.** See *brilliant green a* **Conradi-Drigalski's litmus nutrose a.** See *litmus nutrose a.* **dextrose a.**, nutrient agar containing 2 per cent. of dextrose. **Drigalski-Conradi's litmus nutrose a.** See *litmus nutrose a.* **egg-albumen a.**, a mixture of egg-albumen broth 250 c.c., and nutrient agar 600 c.c. **egg yolk a.**, a mixture of egg yolk 2 parts, and 1.5 per cent solution of agar-agar 5 parts. Put it under suction and shake for five minutes. **E.-M.-B. a.** See *eosin-methylene-blue a.* and *Holt-Harris* and *Teague's E.-M.-B. c.* **English proof a.**, the same as French proof agar except that Witte's peptone is used in place of Chassaing's peptone. **eosin-methylene-blue a.**, an agar used for the identification of Bacillus coli. A stock agar is made up containing peptone 10 gm., agar-agar 15 gm, dipotassium phosphate 2 gm., and water 1000 c.c. For use, to each 100 c.c. of melted agar add 1 gm. of lactose, 2 c.c. of a 2 per cent. aqueous solution of eosin, and 2 c.c. of a 2 per cent. aqueous solution of methylene-blue. **Eyre's nutrose a.** See *nutrose a.* **Fawcus' brilliant green-bile salt a.** See *brilliant green-bile salt a.* **fish gelatin a.**, fish bouillon solidified with 0.5 per cent of agar-agar and 7 per cent. of gelatin. **Flemming's oleic acid a.** See *oleic acid a.* **French mannite a.** See *French proof a.* **French proof a.**, a nutrient agar containing Chassaing's peptone 1 per cent., agar-agar 1.3 per cent, and maltose or mannite 4 per cent. **fuchsin a.**, a nutrient agar containing 1 per cent of lactose, 0.01 per cent. of fuchsin, and 0.025 per cent. of sodium sulphite. **fuchsin-sulphite a.** See *fuchsin a* **gelatin a.**, nutrient bouillon solidified with 10 to 12 per cent. of gelatin and 0.5 per cent. of agar-agar. **glucose a.** See *dextrose a.* **glucose formate a.**, nutrient agar containing 2 per cent of glucose and 0.4 per cent of sodium formate. **glycerin a.**, nutrient agar containing 6 per cent. of glycerol **Guy's citrated blood a.** See *blood a.* **haricot a.**, haricot bouillon solidified with 1½ per cent. of agar-agar. **Heiman's serum a.** See *serum a.* **Hitchens's a.**, nutrient agar containing only 0.1 per cent. of agar-agar. **Holt-Harris and Teague's E.-M.-B. a.**, to nutrient agar add, just before using, ½ per cent. of saccharose and ½ per cent. of lactose. Then to each 100 c.c. add 2 c.c. of 2 per cent. eosin solution and 2 c.c. of 0.5 per cent. of methylene-blue. **hydrocele a.** See *serum a.* **Kanthack and Stephens's serum a.** See *serum a.* **Kitasato's glucose formate a.** See *glucose formate a.* **lactose litmus a.**, nutrient agar containing 2 per cent. of lactose and sufficient litmus to color the medium a bluish-purple color when cool The reaction should be P_H 7.5 to 7.8. **lead acetate a.**, nutrient agar containing 0.05 per cent. of basic lead acetate. Paratyphoid A does not change this medium; the other members of the group blacken it. **Libman's serum a.** See *serum a.* **litmus nutrose a.**, the same as nutrose agar except that 3 per cent. of agar-agar is used and meat extract is used in place of serum-water **Löffler's malachite green a.** See *malachite green a.* **MacConkey's bile salt a.** See *bile salt a.* **malachite green a.**, nutrient agar containing in each liter 10 gm. of dextrose and from 16 to 25 c.c. of a 1 per cent.

solution of malachite green. **meat extract a.**, meat extract bouillon solidified with 1 per cent. of agar-agar. **meat infusion a.**, meat infusion bouillon solidified with 1 per cent. of agar-agar. **Moor's nitrogen-free a.** See *nitrogen-free a.* **nitrogen-free a.**, a culture-medium containing the following: magnesium sulphate 0.2 gm., monopotassium acid phosphate 1 gm., sugar 10 gm., and agar 15 gm. in tap-water 1000 c.c. **nutrient a.**, nutrient bouillon solidified with 1 per cent. of agar-agar. **nutrose a.**, a nutrient agar containing 25 per cent. of blood-serum, 1 per cent. of nutrose, 1 per cent. of lactose, 12 per cent. of litmus solution, and 1 per cent. of crystal-violet solution (1 : 1000). **plain a.** See *nutrient a.* **pleuritic a.** See *serum a.* **potato a.**, wash, pare, and slice one potato; boil for one hour; strain; add 10 gm. of sugar and water to 1000 c.c.; solidify with agar-agar. **Russel's double sugar a.**, nutrient agar containing 0.1 per cent. of dextrose, 1 per cent. of lactose, and sufficient litmus to color it. **Russel's double sugar a. with lead acetate,** to nutrient agar add Andrade's indicator 1 per cent., lactose 1 per cent., glucose 0.1 per cent., and basic lead acetate 0.05 per cent. **Sabouraud's French mannite a.** See *French proof a.* **Sabouraud's French proof a.** See *French proof a.* **saccharose-mannitol a.**, nutrient agar containing 1 per cent. of saccharose, 0.1 per cent. of mannitol, and 1 per cent. of Andrade's indicator. It is used in the study of intestinal bacteria. **serum a.** (Heiman), a mixture of 1 part of ascitic (pleuritic or hydrocele) fluid with 2 parts of nutrient agar. The latter should be made up with 3 per cent. of agar-agar so as to solidify after diluting with the fluid. **serum a.** (Kanthack and Stephens), ascitic, pleuritic or hydrocele fluid is first heated with 0.2 per cent. of sodium hydroxid and then solidified with 0.5 per cent of agar-agar. Either 1 per cent of glucose or ½ per cent of glycerol, or both may be added. **serum a.** (Libman), two volumes of agar containing 1½ per cent. of agar-agar and 2 per cent. of dextrose is mixed with one volume of ascitic, pleuritic, or hydrocele fluid. **serum a.** (Wertheimer), equal volumes of double strength nutrient agar and human blood-serum are mixed. **sodium oleate a.**, to 100 c.c. of a hormone agar is added 5 c.c. of a 2 per cent. solution of sodium oleate and 1 c.c. of a red blood-cell suspension in nutrient bouillon. It is used for growing influenza. **starch a.**, a beef infusion agar made without either salt or peptone, but containing 1 per cent. of cornstarch. **sulphindigotate a.**, nutrient agar containing 2 per cent. of glucose and 0.1 per cent of sodium sulphindigotate. **tryp a.**, a meat infusion agar in which the chopped meat instead of being infused in the refrigerator overnight is digested with trypsin for five or six hours. **urine a.**, freshly passed urine solidified with 1½ to 2 per cent of agar-agar. **Vedder's starch a.** See *starch a.* **Washbourn's blood a.** See *blood a.* **Wassermann's ascitic fluid a.** See *ascitic fluid a.* **Werbitski's China green a.** See *China green a.* **Wertheimer's serum a.** See *serum a.* **whey a.**, whey obtained by curdling fresh milk with rennet is solidified with 1½ to 2 per cent. of agar-agar. **wort a.**, beer-wort solidified with 1 per cent of agar-agar. **Wurtz's lactose-litmus a.** See *lactose-litmus a.*

agar-agar (ag"ar-ag'ar) [*Singhalese*]. A gelatinous galactan prepared from Ceylon moss (*Gracilaria lichenoides*) and related East Indian red sea-weeds (Rhodophyseæ). It "dissolves" in boiling water and the colloidal dispersion thus formed has the property of becoming fluid at the boiling-point of water and of solidifying at about 39° C. It is highly resistant to all known digestive enzymes, but easily hydrolyzed by acids. It is extensively used as a solidifying agent in bacteriologic culture-media; it is used in Asia in the preparation of soups and jellies; and because of its indigestibility it is sometimes added to the diet to relieve constipation. **phenolphthalein a.**, agar impregnated with 3 per cent. of phenolphthalein to augment its action in relieving constipation.

agaric (ag-ar'ik) [Gr. *ἀγαρικόν*] 1. Any mushroom; more especially any species of *Agaricus*. 2. The tinder or punk prepared from dried mushrooms. **fly a.**, a poisonous species used like white agaric. **larch a., purging a., white a.**, the *Polyporus officinalis*, a spongy mass growing on larch trees. It is used to check excessive secretion, as in the night-sweats of phthisis, bronchorrhea, and diarrhea. Dose, 5–10 gr. (0.2–0.65 gm.). **surgeons' a.**, the *Polyporus officinalis* from beech and oak trees used as a hemostatic.

agaricin (ag-ar'is-in). 1. A poisonous principle, $C_{14}H_{48}O_2$, from white agaric, *Polyporus officinalis*, useful in the night-sweats of tuberculosis. Dose, $\frac{1}{2}$–$\frac{1}{6}$ gr. (0.0027–0.011 gm.). 2. An impure extract of white agaric; used like true agaricin. Dose, $1\frac{1}{2}$–$\frac{1}{6}$ gr. (0.0054–0.011 gm.)

Agaricus (ag-ar'ik-us). A genus of mushrooms. See *agaric*. **A. campes'tris,** the common edible mushroom. **A. musca'rius.** See *Amanita muscaria*.

agastric (ah-gas'trik) [Gr. *α* neg. + *γαστήρ* stomach] Having no alimentary canal

agastroneuria (ah-gas-tro-nu're-ah) [Gr. *α* neg. + *γαστήρ* stomach + *νεῦρον* nerve]. Defective nervous tone in the stomach.

agathin (ag'ath-in) [Gr. *ἀγαθός* good]. A greenish-white, crystalline compound, $C_6H_4(OH)CHN.N(CH_3)C_6H_5$, of salicyl and α-methylphenylhydrazone. It is insoluble in water, but soluble in ether and alcohol; it is used, like salicylic acid, in neuralgia and rheumatism. Dose, 8–10 gr. (0.52–0.65 gm.). Called also *cosmin*.

Agathinus (ag-ath-i'nus). A Greek physician who lived in the latter part of the first century. He was a pupil of Athenæus.

Agave (ag-a'vē) [L.; Gr. *ἀγανή* noble]. A genus of amaryllidaceous plants. *A. america'na* and other species afford an alterative, laxative, and diuretic juice, from which *pulque* (q. v.) is prepared in Mexico. Dose of fresh juice, 2 fl.oz. (60 c.c.), of fluidextract, 30–60 min. (2–4 c.c.).

$Ag_3C_6H_5O_7$. Silver citrate.

$AgC_3H_5O_3+H_2O$. Silver lactate.

Agchylostoma. Same as *Ankylostoma*.

AgCl. Silver chlorid.

AgCN. Silver cyanid.

age, Binet. Mental age as determined by the Binet tests. **mental a.**, an older person who in test shows only the mental ability of a normal child of ten years is said to have a mental age of ten

agenesia, agenesis (ah-jen-e'se-ah, ah-jen'es-is) [Gr. *α* priv. + *γένεσις* generation]. 1. Defective development or absence of parts. 2. Sterility or impotence

agenitalism (ah-jen'it-al-izm). A condition due to lack of the internal secretion of the testicles or ovaries, such as is seen in castrated persons.

agenosomia (ah-jen-o-so'me-ah). Monstrosity of the kind exemplified by the agenosomus.

agenosomus (ah-jen-o-so'mus) [Gr. *α* priv. + *γεννᾶν* to beget + *σῶμα* body]. A monster-fetus with no genitals, or rudimentary ones, and eventration of the lower part of the abdomen.

agent (a'jent) [L. *a'gens* acting]. Any power, principle, or substance capable of acting upon the organism, whether curative, morbific, or other. **bacteriolytic a.** See *bacteriophage*.

ageusia, ageustia (ah-gu'se-ah, ah-gūs'te-ah) [Gr. *α* neg. + *γεῦσις* taste]. Lack or absence of the sense of taste.

agger (aj'er) [L. "mound"] An eminence. **a. na'si** [B N A] [L. "ridge of the nose"], an elevation at the anterior free margin of the middle turbinated bone. **a. perpendicula'ris,** eminentia fossæ

triangularis. **a. val'væ ve'næ**, an elevation of the wall of a vein over the site of a valve.

agglomerate, agglomerated (ag-lom'er-āt, ag-lom'er-a-ted) [L. *agglomera'tus*, from *ad* together + *glo'mus* mass]. Crowded into a mass.

agglutinable (ag-lu'tin-ab-l). Capable of agglutination.

agglutinant (ag-lu'tin-ant) [L. *agglut'inans* gluing]. 1. Promoting repair by adhesion. 2. A plaster or gluey application which holds parts together during the process of healing. 3. Same as *agglutinin*.

agglutination (ag-lu-tin-a'shun) [L. *agglutina'tio*]. 1. The action of an agglutinant substance. 2. A process of union in the healing of a wound. 3. A phenomenon consisting of the collection into clumps of the cells distributed in a fluid It is believed to be caused by specific substances called agglutinins, the molecules of which become attached to the cells. The phenomenon is seen when a bacterial culture is treated with serum immunized against the particular organism. Called also *clumping*. See also *Widal test*, under *tests*. **acid a.**, the agglutination of micro-organisms at some particular hydrogen-ion concentration. **chief a.** See *chief agglutinin* **group a.**, agglutination of various members of a group of biologically related organisms by an agglutinin specific for one of that group. For instance, the specific agglutinin of typhoid bacilli may agglutinate other members of the colon-typhoid group, such as B. coli and B. enteritidis **immediate a.**, healing by the first intention. **macroscopic a.**, agglutination done in test tubes or other containers large enough so that the flocculation and sedimentation of the organisms can be seen with the unaided eye. **mediate a.**, healing by the formation of plastic material **microscopic a.**, agglutination so done, usually by means of a hanging drop, that the clumping of the micro-organisms can be observed with the microscope. **minor a., part a.** See *partial agglutinin*, under *agglutinin*.

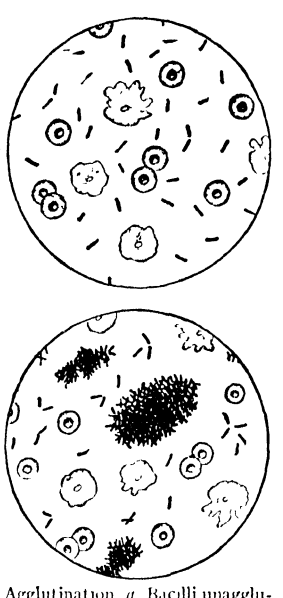

Agglutination *a* Bacilli unagglutinated, *b*, bacilli agglutinated

agglutinative (ag-lu'tin-a-tiv). Same as *agglutinant*.

agglutinator (ag-lu'tin-a-tor). Something which agglutinates, an agglutinin.

agglutinin (ag-lu'tin-in). An antibody found in an immune serum which when added to a homogeneous suspension of its specific micro-organism causes such a change that the organisms adhere to one another and thus form clumps (Gruber, Durham, 1896). An agglutinin which is specific for any organism is called its *chief a.*, and one common to two or more organisms is known as a *coagglutinin* or *group a.* Called also *paralysin*. Cf. *Widal test*, under *test*. **chief a.**, the specific immune agglutinin in the blood of an animal immunized against a disease or micro-organism. It is active at a higher dilution of the blood-serum than are the partial agglutinins. Called also *haupt-a.* and *major a.* **group a.**, an agglutinin which has a specific action on certain organisms, but which will agglutinate other species as well. **haupt-a.** See *chief a.* **immune a.**, a specific agglutinin found in the blood as a result of recovering from the disease or of having been injected with the micro-organism. **major a.** See *chief a.* **minor a.** See *partial a.* **normal a.**, a specific agglutinin found in the blood of an animal or of man that has neither had the disease nor been injected with the causative organism. **partial a.**, an agglutinin present in an agglutinative serum which acts on organisms that are closely related to the specific antigen, but in a lower dilution. Called also *minor a.*, *mit-a.*, *neben a.*, *para-agglutinin*, and *coagglutinin*.

agglutinogen (ag-lu-tin'o-jen). 1. The agglutinable substance present in bacteria which, when introduced into the animal body, stimulates the latter to form agglutinin. 2 The antigen or suspensions of cells used in conducting agglutination tests. **a. A**, the agglutinogen in the corpuscles of blood group II. **a. B**, the agglutinogen in the corpuscles of blood group III.

agglutinogenic (ag-lu"tin-o-jen'ik). Pertaining to the production of agglutinins, producing agglutinins.

agglutinoid (ag-lu'tin-oid). An agglutinin which is unable to cause agglutination, but can still unite with its agglutinogen.

agglutinophore (ag-lu'tin-o-fōr) [*agglutinin* + Gr. *φορός* bearing]. That constituent of an agglutinin to which its agglutinating property is believed to be due.

agglutinoscope (ag-lu-tin'o-skōp) [*agglutinin* + Gr. *σκοπεῖν* to view] An apparatus for examining the tubes to ascertain the agglutination in the agglutination reaction.

agglutinum (ag-lu'tin-um). The agglutinable part of a bacillus

agglutinumoid (ag lu-tin'u-moid). An agglutinin which has been heated, yet still retains its agglutinating power.

agglutogenic (ag-lu-to-jen'ik). Causing the formation of agglutinins.

agglutometer (ag-lu-tom'et-er). An apparatus for performing the Gruber-Widal test without the use of a microscope.

Aggred. feb. Abbreviation for L. *aggredien'te feb're*, while the fever is coming on.

aggregate, aggregated (ag'reg-āt, ag'reg-a-ted) [L. *aggrega'tus*, from *ad* to + *grex* flock]. Crowded or clustered together.

aggressin (ag res'in). A substance supposed to exist in the body of an infected animal and to increase the virulence or make aggressive the action of the micro-organisms. **artificial a.**, a substance resembling an aggressin found when bacteria undergo autolysis.

aggressivity (ag-res-iv'it-e). The force by which an invading micro-organism strives to maintain itself against the defensive forces of the host.

aghara (ag-hah'rah). A diuretic and astringent compound used in dropsy, diarrhea, dysentery, etc. Dose of infusion, 1½–2 fl oz. (50–60 c.c.).

AgI. Silver iodid.

Agit. vas. Abbreviation for L *agita'ta va'se*, the vial being shaken.

agitography (aj"it-o-gra'fe-ah) [L. *agita're* to hurry + Gr. *γράφειν* to write] Excessive rapidity of writing with unconscious omission of words or parts of words. It is usually associated with *agitophasia*.

agitophasia (aj"it-o-fa'se-ah) [L *agita're* to hurry Gr. + *φάσις* speech]. Excessive rapidity of speech in which words or syllables are unconsciously omitted or imperfectly uttered.

aglaukopsia (ah-glaw-kop'se-ah) [Gr. *α* priv. + *γλαυκός* green + *ὄψις* vision]. Green-blindness.

aglobulia (ah-glo-bu'le-ah) [Gr. *α* neg. + L. *glo'bulus* globule]. Decrease in the proportion of red blood-corpuscles.

aglossia (ah-glos'e-ah) [Gr. *α* priv. + *γλῶσσα* tongue]. 1. Congenital absence of the tongue. 2. Absence of the power of speech.

aglossostomia (ah-glos-o-sto'me-ah) [Gr. *α* neg. + *γλῶσσα* tongue + *στόμα* mouth]. Absence of the tongue and closure of the mouth.

aglycone (ah-gli'kōn) [Gr *α* neg. + *γλύκος* sweet + *ὠν* being]. The non-carbohydrate part of a glucosidic molecule.

agmatin (ag'mat-in). A base, guanidino-butylamin, $NH_2C(NH)NH(CH_2)_4NH_2$, obtained by Kossel (1910) from herring sperm, and found also in ergot. It is the amin formed from arginin by the loss of CO_2.

agmatology (ag-mat-ol'o-je) [Gr. *ἀγμός* fracture + *λόγος* treatise]. The sum of what is known regarding fractures.

agmel (ag'mel). A concentrated syrup made from the juice of the century plant, *Ag'ave america'na*.

agmen (ag'men), pl. *ag'mina* [L "a crowd"] An aggregation. **a. peyeria'num,** Peyer's patches

agminate, agminated (ag'min-āt, ag'min-a-ted) [L. *ag'men* a group]. Clustered.

agnail (ag'nāl). See *hangnail.*

agnate (ag'nāt). In Scotch law, the nearest relative on the father's side of one adjudged insane, and appointed guardian of the same.

agnathia (ag-na'the-ah) [Gr. *α* neg. + *γνάθος* jaw]. Congenital absence of a jaw.

Agnew's splint (ag'newz) [David Hayes *Agnew,* Philadelphia surgeon, 1818–1892]. See under *splint*

agnin (ag'nin) [L. *ag'nus* lamb] A wool-fat preparation used as an ointment base.

agnosia (ag-no'se-ah) [Gr. *α* neg. + *γνοσία* perception]. Loss of the power to recognize the import of sensory stimuli The varieties correspond with the several senses and are distinguished as *auditory, visual, olfactory, gustatory,* and *tactile.* **ideational a.,** loss of the special associations which make up the idea of an object from its component ideas.

agnus castus (ag'nus kas'tus) [L " chaste lamb"]. The chaste-tree, *Vi'tex ag'nus-cas'tus;* said to be anaphrodisiac. Its present use is chiefly homeopathic.

Ag_2O. Silver oxid.

agomensin (ag-o-men'sin). A preparation containing the lipamin of the corpus luteum: used to stimulate the menstrual flow.

agomphiasis (ag-om-fi'a-sis) [Gr. *α* neg. + *γομφίος* tooth]. Looseness of the teeth.

agonad (ag-o'nad) [Gr. *α* neg. + *gonad*] A castrated individual.

agonal (ag'o-nal). 1. Pertaining to the death-agony. 2. Pertaining to terminal infection.

agoniadin (ag-o-ni'ad-in). A glucosid from *Plume'ria suc'cuba* used in intermittent fever. Dose, 2–4 gr. (0.13–0.26 gm).

agony (ag'o-ne) [Gr. *ἀγωνία*]. 1. Severe pain or extreme suffering 2. The death-struggle.

agopyrin (ag-o-pi'rin). A proprietary remedy for influenza, said to contain salipyrin, ammonium chlorid, and cinchonin sulphate.

agoraphobia (ag-o-raf-o'be-ah) [Gr. *ἀγορά* market-place + *φόβος* fear]. A feeling of fear at the thought of being alone in a large open space (Westphal, 1871).

Agostini's reaction or **test** (ag-os-te'nēz). See under *tests.*

agotan (ag'o-tan). A British preparation which is the same as atophan.

agouti (ah-goo'te). A rodent of the genus *Dasyprocta,* about the size of a rabbit, found in tropical America.

Ag_3PO_4. Silver phosphate.

agraffe (ag-raf') [Fr.]. A clamp-like instrument for keeping together the edges of the wound in operation for harelip

agrammatica (ag-ram-at'ik-ah) Agrammatism.

agrammatism (ag-ram'at-izm) [Gr. *ἀγράμματος* unlettered]. Inability to utter words in their correct sequence, impairment of the power to speak grammatically and syntactically.

agranulocyte (ah-gran'u-lo-sīt). A non-granular leukocyte.

agranulocytosis (ah-gran''u-lo-si to'sis). Decrease in the granular leukocytes (granulocytes) of the blood See *agranulocytic angina,* under *angina*

agranuloplastic (ah-gran''u-lo-plas'tik) [Gr. *α* neg. + *granule* + Gr. *πλάσσειν* to form]. Forming non-granular cells only; not forming granular cells.

agraphia (ah-graf'e-ah) [Gr. *α* priv + *γράφειν* to write] Inability to express thoughts in writing, due to a central lesion **absolute a., literal a.,** loss of the power to form even single letters. **acoustic a.,** loss of the power of writing from dictation. **a. amnemon'ica,** agraphia in which letters and words can be written, but not so arranged as to express any idea. **a. atac'tica,** absolute agraphia. **cere'bral a.** Same as *mental a.* **jargon a.,** agraphia in which the patient can write, but forms only senseless combinations of letters. **literal a.,** inability to write letters of the alphabet **mental a.,** agraphia due to inability to put thought into phrases. **motor a.,** agraphia due to motor incoordination **musical a.,** loss of the power to write musical symbols. **optic a.,** agraphia in which the patient cannot copy writing, but can write from dictation. **verbal a.,** ability to form letters, but not able to write words.

agraphic (ah-graf'ik). Pertaining to, affected with, or of the nature of, agraphia.

agremia (ag re'me-ah) [Gr *ἄγρα* seizure + *αἷμα* blood] That condition of the blood which characterizes gout

agria (ag're-ah) [L ; Gr *ἄγριος* wild]. An obstinate pustular eruption.

agridinium (ag-rid-in'e-um) A dye-stuff used in the treatment of trypanosomiasis.

agrimony (ag'rim-o-ne). The *Agrimo'nia eupato'ria,* a rosaceous plant· astringent and tonic. Dose in substance, 30–60 gr. (2–4 gm); of fluid-extract, 30–120 min. (2–8 c c)

agriothymia (ag-re-o-thim'e-ah) [Gr. *ἄγριος* wild + *θυμός* mind]. Insane ferocity.

agrius (a'gre-us) [L. "wild"] Very severe: said of skin eruptions.

agromania (ag-ro-ma'ne-ah) [Gr. *ἀγρός* field + *μανία* madness]. Insane passion for solitude or for wandering in the fields.

agronomy (ag-ron'om-e) [Gr *ἀγρός* field + *νόμος* law]. Rural economy, husbandry.

Agrostem'ma githa'go. Corn-cockle, *Lych'nis githa'go,* a plant whose seeds cause githagism

agrypnia (ah-grip'ne-ah) [Gr. *ἄγρυπνος* sleepless]. Sleeplessness or insomnia.

agrypnode (ah-grip'nōd). Same as *agrypnotic.*

agrypnotic (ah-grip-not'ik) [Gr. *ἀγρυπνοτικός*]. 1. Promoting wakefulness. 2. A drug that prevents sleep.

Ag_2S. Silver sulphid.

Ag_2SO_4. Silver sulphate.

ague (a'gu) [Fr. *aigu* sharp]. Malarial fever, or any other severe recurrent symptom of malarial origin. **brass-founders' a.,** a disease of brass-founders, with symptoms like those of malarial fever. **brow-a.,** intermittent neuralgia of one

of the brows. **a.-cake,** enlargement of the spleen, due to malarial poisoning. **catenating a.,** that which is associated with some other disease. **a.-drop,** Fowler's solution. **dumb-a.,** ague with no well-marked chill, and with only a slight periodicity. **face a.,** tic douloureux. **quartan a.,** that in which the paroxysms are seventy-two hours apart. **quintan a.,** that in which the paroxysms are ninety-six hours apart. **quotidian a.,** that in which there is a twenty-four hours' interval between the paroxysms. **shaking a.,** a severe form of malarial paroxysm, beginning with a marked chill. **tertian a.,** that in which the paroxysms are forty-eight hours apart.

aguirin (ag-u'ĭr-in). Agurin.

agurin (ag'u-rin) A white, odorless powder, $C_7H_7N_4O_2Na + CH_3CO.ONa$, soluble in water, formed by the combination of theobromin and sodium acetate, and containing 60 per cent of the former. It is a powerful diuretic. Dose, 15-45 gr. (1-3 gm.)

A. G. V. Abbreviation for *anilin gentian violet.*

ah. The symbol of *hypermetropic astigmatism.*

Ahlfeld's sign (ahl'felts) [F *Ahlfeld,* German obstetrician, born 1843]. See under *sign.*

ahypnia, ahypnosis (ah-hip'ne-ah, ah-hip-no'sis) [Gr. *α* neg. + *ὕπνος* sleep]. Morbid wakefulness or insomnia.

aichmophobia (āk-mo-fo'be-ah) [Gr. *αἰχμή* spear-point + *φόβος* fear]. An insane fear of sharp-pointed objects.

aïdoitis (a-id-o-i'tis). Same as *vulvitis.*

Ailantus (a-lan'tus) [L. from Malacca name]. A genus of simarubaceous trees. The bark of *A. glandulo'sa* is purgative, tonic, and anthelmintic. Dose of fluidextract, 10-60 min. (0.666-4 c.c.); of tincture, 10-120 min. (0.666-8 c.c.); of extract, 4 gr. (0.25 gm.).

ailment (āl'ment). Any disease or affection of the body.

ailurophobia (i-lu-ro-fo'be-ah) [Gr. *αἴλουρος* cat + *φόβος* fear]. Morbid or insane fear of cats (Weir Mitchell).

ainhum (ān'hum, or, Portuguese, īn-yoon') [African] A disease, also called dactylolysis spontanea, chiefly of African countries, in which the little toe, and sometimes other toes, drop off. The course of the disease is slow and the cause is unknown.

aiodin (ah-i'o-din) [Gr. *α* neg. + *iodin*]. A thyroid extract in the form of an odorless powder which contains only 0.4 per cent. of iodin. It is used in myxedema.

air (ār) [L. *a'er;* Gr. *ἀήρ*]. The gaseous mixture which makes up the earth's atmosphere. It is an odorless, colorless gas, consisting of about 1 part by volume of oxygen and 4 parts of nitrogen, the proportion varying somewhat according to conditions. It also contains a small amount of carbon dioxid, ammonia, argon, nitrites, and organic matter. **alkaline a.,** free ammonia. **alveolar a.,** the residual air in the vesicles of the lungs. **complemental a.,** the air in excess of the tidal air which may be drawn into the lungs by forced inspiration. **dephlogisticated a.,** oxygen. **fixed a.,** carbon dioxid. **liquid a.,** air liquefied by great pressure. On evaporation it produces intense cold. Liquid air has been used to produce local anesthesia; also in the treatment of neuralgia and zoster. **minimal a.,** the small amount of air caught in the alveoli of the excised lungs. **reserve a.** Same as *supplemental a.* **residual a.,** air that stays in the lungs after the strongest possible expiration. **stationary a.,** that which remains in the lungs during normal respiration. **supplemental a.,** air which may be expelled from the lungs in excess of that normally breathed out. **tidal a.,** the air that is carried to and fro in normal respiration.

air-dressing. Open wound treatment.

air-hunger. See under *hunger.*

airoform (i'ro-form). See *airol.*

airol (i'rol). A green antiseptic powder, $C_6H_2(OH)_3CO.O.Bi(I)OH$, bismuth oxyiodogallate: it is odorless, tasteless, and soluble in water and alcohol, and is used externally as an antiseptic and antigonorrheal in 10 per cent. emulsion or ointment. Called also *airoform.*

air-sac. See under *sac.*

Aitken's operation (a'kenz) [John *Aitken,* surgeon in Edinburgh, died 1790]. See under *operation.*

Aitken's pill (a'kenz) [Sir William *Aitken,* Scotch physician, 1825-1892]. See under *pill.*

ajacin (aj'as-in). A crystalline alkaloid, $C_{15}H_{21}NO_4.H_2O$, from *Delphinium ajacis.*

ajacol, ajakol (aj-ak'ol). See *thanatol.*

ajaconin (aj-ak'o-nin). A crystalline alkaloid, $C_{17}H_{29}NO_2$, from *Delphinium ajacis.*

ajowan (aj'o-an). A plant of India, *Am'mi cop'ticum.* The oil from its fruit contains thymol and cymene.

ak-. For words thus beginning see *ac-.*

akamushi disease (ak-am-oo'she) [Jap. *aka* red + *mushi* bug]. See *tsutsugamushi disease,* under *disease.*

akanthion (ak-an'the-on). See *acanthion.*

akaralgia (ak-ar-al'je-ah). A proprietary eliminant remedy containing sodium sulphate, sodium salicylate, magnesium sulphate, lithium benzoate, and tincture of nux vomica.

akarkine (ak-ar'kin). A proprietary albuminate of arsenic used in cancer.

akaryota, akaryote (ah-kar-e-o'tah, ah-kar'e-ōt) [Gr. *α* neg. + *κάρυον* nucleus]. Non-nucleated cells.

akatama (ak-at-am'ah). A form of chronic peripheral neuritis occurring in West Africa. It is marked by swelling, erythema, prickling sensations, burning, numbness, and sometimes excessive sweating.

akatamathesia (ah-kat"am-ath-e'zhe-ah) [Gr. *α* priv. + *καταμάθησις* understanding]. Inability to understand.

akatanoesis (ah-kat-ah-no'es-is) [Gr. *α* priv. + *κατανοῦν* to understand]. Inability to understand oneself (Heveroch, 1914).

akathisia (ah-kath-iz'e-ah) [Gr. *α* neg. + *καθῆσαι* to set down]. A psychosis marked by morbid fear of sitting down and resulting inability to sit still; called also *acatisia* and *kathisophobia.*

aker lampong (ah'ker lam'pong). The native name of a poisonous substance derived from *Strychnos maingayi.*

akidogalvanocautery (ak"id-o-gal"van-o-kaw'ter-e). Cauterization by the needle electrode.

akidopeirastic (ak"id-o-pi-ras'tik) [Gr. *ἀκίς* needle + *πειραστικός* testing]. Pertaining to or characterized by exploratory puncture with a needle.

akinesia, akinesis (ak-in-e'se-ah, ak-in-e'sis) [Gr. *α* neg. + *κίνησις* motion]. Absence, loss, or weakness of motor function. **a. al'gera,** paralysis or voluntary abstinence from motion caused by the intense pain accompanying muscular movements (Moebius). It is often seen in neurasthenic states. **a. amnes'tica,** loss of the power of movement from disuse.

akinetic (ah-kin-et'ik). 1. Affected with akinesia. 2. Diminishing the power of the muscles.

akiyami (ah-ke-yah'me). Same as *nanukayami.*

akoasma (ak-o-as'mah), pl. *akoas'mata.* See *acoasma.*

akoin (ak-o'in). Same as *acoin.*

akoria (ah-ko're-ah). See *acoria.*

akouphone (ak'oo-fōn). Same as *acouophone.*

akromegaly (ak-ro-meg'al-e). See *acromegalia.*

akromikria (ak-ro-mik're-ah). Acromicria.

aktol (ak'tol). Same as *actol.*

Al. The chemic symbol for *aluminum.*

al. A suffix used in forming the names of aldehyds, as chlor*al.*

ala (a'lah), pl. *a'læ* [L. "wing"]. Any wing-like process. **a. al'ba media'lis,** a white field near the ala cinerea of the fourth ventricle. **a. au'ris,** the pinna of the ear. **a. cine'rea** [B N A], an eminence on the floor of the fourth ventricle formed by the dorsal nucleus of the vagus called also *vagal eminence, eminentia vagi,* and *trigonum vagi.* **a. il'ii,** the upper, wing-like portions of the ilium. **a. lob'uli centra'lis** [B N A], the lateral portion of the central lobe of the cerebellum. **a. mag'na,** the great wing of the sphenoid. **a. na'si,** the cartilaginous flap on the outer side of each nostril. **a. os'sis il'ium** [B N A]. Same as *a il'ii.* **a. par'va,** the lesser wing of the sphenoid. **a. pon'tis,** either of two bands crossing the anterior end of the pyramid just below the pons **a. of the sacrum,** the broad, flat bones extending outward from the base of the sacrum. **a. vespertilio'nis,** "bat's wing," the broad ligament of the uterus. **a. vo'meris,** either of the edges of the groove on the superior border of the vomer.

ala-azar. See *kala-azar.*

alalia (ah-la'le-ah) [Gr. α neg. + λαλεῖν to speak]. A defect of, or lack of the power of, speech, due to a local disease of the vocal organs.

alalic (ah-lal'ik). Pertaining to, affected with, or of the nature of alalia.

alangin (al-an'jin). A yellowish, amorphous alkaloid from *Alan'gium*

Alangium lamarkii (al-an'je-um lam-ar'ke-i). An East Indian plant whose root is emetic, antipyretic, and diuretic: used like ipecac.

alanin (al'an-in). An amino-acid, $CH_3.CH(NH_2).COOH$, or aminopropionic acid (Stecker, 1849). **a. mercury,** mercury amino-propionate, $[CH_3.CH(NH_2)COO]_2Hg$: used in doses of $\frac{1}{12}$-$\frac{1}{6}$ gr. (0.005-0.01 gm.).

Al'anson's amputation [Edward *Alanson,* British surgeon, 1747-1823]. See *amputation.*

alant-camphor. See *helenin.*

alantin (al-an'tin). See *inulin.*

alantol (al-an'tol). An aromatic, oily liquid, $C_{10}H_{16}$, from elecampane a substitute for creosote in phthisis and bronchitis. Dose, $\frac{1}{6}$-$\frac{1}{2}$ min. (0.011-0.032 c.c.). Called also *inulol.*

alanyl-leucin (al''an-il-lu'sin). A dipeptid, $CH_3.CH(NH_2)CO\,NH(COOH).CH.CH_2.CH(CH_3)_2$.

alar (a'lar) [L. *ala'ris*]. 1. Pertaining to a wing or ala. 2. Pertaining to the armpit; axillary.

alastrim (al-as'trim). Same as *amaas.*

alastrimic, alastrinic (al-as'trim-ik, al-as-trin'-ik). Pertaining to alastrim.

alate (a'lāt) [L. *ala'tus* winged]. Having wings; winged.

Alaymo (al-i'mo), **Marco Antonio.** A physician and medical writer of Sicily, 1590-1662.

alba (al'bah) [L. "white"]. The white substance of the brain.

albaigin (al-ba'ij-in). A preparation of silver nitrate and gelatose containing 15 per cent silver.

albargin (al-bar'jin). A light yellow powder containing 15 per cent. of silver, combined with a gelatose soluble in hot and in cold water: used in gonorrhea in 0.1 to 0.2 per cent. solution. It is sold in tablets of 3 gr. (0.2 gm.) each.

albargol (al-bar'gol). Same as *albargin.*

Albarran's test (al-bar-anz') [Joaquin *Albarran,* Cuban surgeon in Paris, 1860-1912]. See *tests.*

albation (al-ba'shun) [L. *alba're* to whiten]. The act of bleaching, or rendering white, as of discolored teeth.

albedo (al-be'do). Latin for whiteness. **a. ret'inæ,** edema of the retina.

Albee's operation (awl'bēz) [Fred. Houdlett *Albee,* New York surgeon, born 1876]. See *operation.*

Albers-Schönberg disease [H E. *Albers-Schönberg,* German roentgenologist, 1865-1921]. *Osteosclerosis fragilis.*

Albert 102. A spirocheticidal arsenical preparation.

Albert's disease, operation, suture (al'berts) [G. *Albert,* Austrian surgeon, 1841-1900]. See under *disease, operation, suture.*

albertan (al'ber-tan). A fine odorless insoluble powder of yellowish-gray color, an aluminium polyphenolate. used as a dusting-powder for wounds in place of iodoform

albicans (al'bik-anz), pl. *albican'tia* [L.]. Either one of the corpora albicantia.

albiduria (al-bid-u're ah) [L. *al'bidus,* whitish + Gr. οὖρον urine]. The discharge of white or pale urine.

albidus (al'bid-us) [L.]. Whitish.

albine (al'bēn). The diamidophosphid of egg yolk.

Albini's nodules (al-be'nēz) [Guiseppe *Albini,* Italian physiologist, born 1830]. See under *nodule.*

albinic (al-bin'ik). Pertaining to or affected with albinism.

albinism (al'bin-izm) [L. *al'bus* white] Abnormal, but not pathologic, whiteness of the skin, hair, and eyes, achromoderma The affection may be either partial or total, in which latter case it is known as *albinis'mus universa'lis.* This condition is often attended with astigmatism, photophobia, and nystagmus.

albino (al-bi'no). A person affected with albinism.

albinuria (al bin-u're-ah). Same as *albiduria.*

albiodin (al-bi'o-din) A 12.5 per cent solution of iodin in a glycerin base used like alkaline iodids

albocinereous (al''bo-sin-e're-us) [L. *al'bus* white + *cine'reus* gray]. Containing both white and gray matter.

alboferrin (al-bo fer'in). A nutrient preparation of iron, phosphoric acid, and albumin, free from peptones and albumoses.

albolene (al'bo-lēn) [L. *al'bus* white + *o'leum* oil] An oily white substance derived from petroleum; used as a base for ointments, salves, etc. *Liquid albolene* is used in spraying the nose and throat.

albromin (al bro'min). A proprietary local anesthetic.

albuco (al-bu'ko). A proprietary concentrated albumin-milk.

albugin (al'bu-jin). A collective name for the albumins and globulins.

albuginea (al-bu-jin'e-ah) [L. from *al'bus* white]. A tough, whitish layer of fibrous tissue investing a part; especially a dense white membrane forming the immediate covering of the testicle. Called also *tunica albuginea testis* **a. oc'uli,** the sclera. **a. ova'rii,** the outer layer of the stroma of the ovary. **a. pe'nis,** the outer envelop of the corpora cavernosa.

albugineotomy (al-bu-jin-e-ot'o-me) [*albuginea* + Gr. τομή cutting]. Incision of the tunica albuginea of the testicle done in chronic orchitis.

albugineous (al-bu-jin'e-us) [L. *albugin'eus*]. Pertaining to or resembling the white of the eyes.

albuginitis (al-bu-jin-i'tis). Inflammation of any one of the albugineous tissues or tunics.

albugo (al-bu'go) [L. from *al'bus* white]. A white corneal opacity.

albukalin (al-bu-ka'lin). A substance, $C_5H_{10}N_2O_6$, found in leukemic blood.

albulactin (al-bu-lak'tin). An easily soluble form of lactalbumin.

albumen (al-bu'men) [L. from *al'bus* white]. 1. The white of eggs. 2. Old name for *albumin.* 3.

The nutritive matter stored within a vegetable seed.

albumimeter (al-bu-mim'et-er). Same as *albuminimeter*.

albumin (al-bu'min) A simple protein found in nearly every animal and in many vegetable tissues, and characterized by being soluble in water and coagulable by heat. It contains carbon, hydrogen, nitrogen, oxygen, and sulphur, but its exact composition has not yet been determined, although the formula for crystallized albumin has been given as $C_{720}H_{1134}N_{218}S_5O_{248}$. **acetosoluble a.**, a form of albumin soluble in acetic acid, sometimes found in the urine, called also *Patein's a.* **acid a.**, albumin altered by the action of an acid. **alkali a.**, any albumin which has been treated with an alkali. **a. of Bence-Jones.** See *Bence-Jones protein*, under *protein*. **blood-a.** Same as *serum-a.* **caseiniform a.**, a variety coagulated by acids, but not by heat. **circulating a.**, that which is found in the fluids of the body. **coagulated a.**, albumin altered by heat or chemic action so as to be insoluble in water, neutral salt solutions, or dilute acid and alkaline solutions. **derived a.**, any albumin altered by chemic action. **egg-a.**, a variety derived from eggs and various animal fluids. **hematin-a.**, a preparation of ox-blood rich in iron. **muscle a.**, a variety found in muscle-juice. **native a.**, any albumin normally present in the body. **organ a.**, any albumin derived from or existing in any particular organ. **Patein's a.** See *acetosoluble a.* **serum-a.**, a variety found especially in the blood. **soap a.**, a combination of soap and albumin which is supposed to constitute the intracellular granules of soap; called also *protein fat.* **a. tannate.** See *tannalbin.* **triphenyl a.**, a preparation of egg albumin and phenol used as a nutrient in bacteriologic study. **vegetable a.**, any albumin derived from a plant or of vegetable origin.

albuminate (al-bu'min-āt). Any compound of albumin with a base or an acid, one of a class of proteins characterized by their solubility in dilute acids or alkalis, and by being insoluble in dilute salt solutions, water, or alcohol, called also *derived albumin* and *derived protein*. *acid-a's* are obtained by the action of a dilute acid on a native protein; *alkali-a's*, by the action of alkalis on native proteins.

albuminaturia (al-bu"min-a-tu're-ah) [*albuminate* + *urine*] The presence of an excessive amount of albuminates in the urine.

albuminiferous (al-bu-min-if'er-us) [*albumin* + L. *fer're* to bear] Producing albumin.

albuminimeter (al-bu-min-im'et-er) [*albumin* + *meter*] An instrument used in determining the proportion of albumin present, as in the urine.

albuminimetry (al-bu-min-im'et-re) The determination of the proportion of albumin present.

albuminiparous (al-bu-min-ip'ar-us) [*albumin* + L. *par'ere* to produce] Producing albumin.

albuminocholia (al-bu"min-o-ko'le-ah) [*albumin* + Gr. χόλη bile]. The presence of protein in the bile.

albuminoid (al-bu'min-oid) [*albumin* + Gr. εἶδος form]. 1. Resembling albumin. 2. Same as *protein*. 3. A member of the scleroproteins. These are simple proteins which are characterized by their insolubility. Examples are keratin, elastin, collagen.

albuminolysin (al"bu-min-ol'is-in) [*albumin* + *lysin*]. 1. A lysin which produces disintegration of albumins. 2. Same as *sensibilisin*.

albuminolysis (al-bu-min-ol'is-is). The splitting up of proteins; proteolysis.

albuminometer (al-bu-min-om'et-er). An albuminimeter.

albuminone (al-bu'min-ōn) A principle from various albuminoids, soluble in alcohol and not coagulated by heat.

albuminoptysis (al"bu-min-op'tis-is) [*albumin* + Gr. πτύειν to spit]. Presence of albumin in the sputum.

albuminoreaction (al-bu"min-o-re-ak'shun). The reaction of the sputum to tests for albumin; the presence of albumin (positive reaction) indicating pulmonary inflammation.

albuminorrhea (al-bu"min-or-e'ah) [*albumin* + Gr. ῥοία flow] Excessive excretion of albumins.

albuminose (al-bu'min-ōz). Same as *albumose*.

albuminosis (al-bu-min-o'sis). An abnormal increase of the albuminous elements of the blood, or a condition resulting from such an increase.

albuminous (al-bu'min-us). Containing, charged with, or of the nature of, an albumin.

albuminuretic (al-bu"min-u-ret'ik) [*albumin* + Gr. οὐρητικός diuretic] 1. Causing or aggravating albuminuria. 2. A drug which causes a discharge of albumin in the urine.

albuminuria (al"bu-min-u're-ah) [*albumin* + Gr. οὖρον urine] The presence of albumin in the urine. It indicates either a simple mixture of albuminous matters, as blood, with the urine, or a morbid state of the kidneys, permitting albumin to pass from the blood. **accidental a.** Same as *adventitious a.* **a. of adolescence**, cyclic albuminuria. **adventitious a.**, that which is not due to a kidney disease; pseudo-albuminuria. **Bamberger's hematogenic a.**, albuminuria during the later periods of severe anemia. **cardiac a.**, that which is caused by valvular disease. **colliquative a.**, albuminuria which is at first mild, but increases suddenly and markedly during convalescence seen in typhoid fever. **cyclic a.**, the appearance, at stated times each day, of a small proportion of albumin in the urine, observed principally in young persons. **dietetic a.**, **digestive a.**, albuminuria produced by the use of certain foods. **emulsion a.**, albuminuria in which the turbidity does not disappear on filtration heating or adding acid seen in puerperal eclampsia. **false a.**, adventitious albuminuria. **febrile a.**, albuminuria due to fever. **functional a.**, any albuminuria which is not truly pathologic, such as that of pregnancy or of adolescence, called also *cyclic*, *intermittent*, and *transitory* albuminuria. **gouty a.**, the physiologic albuminuria in old people, with excessive secretion of urea. **hematogenous a.**, **hemic a.**, a variety due to abnormal condition of the blood. **intermittent a.** Same as *cyclic a.* **intrinsic a.** See *true a.* **lordotic a.**, orthostatic albuminuria due to lordotic deformity of the spine. **mixed a.**, serous albuminuria occurring concurrently with adventitious albuminuria. **nephrogenous a.**, that caused by renal disease. **neurotic a.**, a variety dependent on nervous diseases. **orthostatic a.**, **orthotic a.**, a variety which passes away on prolonged rest in bed, but comes on again when the patient gets up; called also *postural a.* **palpatory a.**, temporary a. produced by bimanual palpation of the kidneys. **paroxysmal a.** See *cyclic a.* **physiologic a.**, the occurrence of albumin in the urine when there is no disease. **postural a.** See *orthostatic a.* **a. prætuberculo'sa**, that occurring in the incipient stage of pulmonary tuberculosis. **pseudo-a.**, adventitious albuminuria. **regulatory a.**, albuminuria or the transitory elimination of albumin after excessive physical exercise, etc. **renal a.**, albuminuria due to disease of the kidneys. **serous a.**, **true a.**, that which is characterized by the discharge with the urine of some of the albuminous elements of the blood. **transient a.** See *cyclic a.*

albuminuric (al"bu-min-u'rik). Pertaining to albuminuria.

albuminurophobia (al-bu"min-u-ro-fo'be-ah) [*albuminuria* + Gr. φόβος fear]. 1. An exaggerated fear of acquiring albuminuria. 2. Overemphasis on the significance of albumin in the urine.

albumoid (al'bu-moid). Same as *albuminoid*.

albumone (al'bu-mōn). A compound resembling proteose, supposed to occur in the blood.

albumoscope (al-bu'mo-skōp) [*albumin* + Gr. *σκοπεῖν* to view]. An instrument for determining the presence and amount of albumin in the urine.

albumose (al'bu-mōs). Any primary product of the digestion of a protein, differing from albumin in not being coagulable by heat. The albumoses are convertible by further digestion into peptones. See *antialbumose, deuteroalbumose, dysalbumose, hemialbumose, heteroalbumose,* and *protalbumose.* **Bence-Jones a.** See *Bence-Jones protein,* under *protein.*

albumosease (al'bu-mōs-ās). An enzyme which splits up albumose.

albumosemia (al"bu-mo-se'me-ah) [*albumose* + Gr. *αἷμα* blood]. Presence of albumose in the blood.

albumosuria (al"bu-mo-su're-ah). The presence of an albumose (proteose) in the urine. **Bence-Jones a.,** the presence of Bence-Jones protein in the urine. See *Kahler's disease,* under *disease.* **Bradshaw's a.** Same as *Bence-Jones a.* **enterogenic a.,** albumosuria due to intestinal decomposition. **hematogenic a.,** albumosuria due to some intoxication. **myelopathic a.** See *multiple myeloma,* under *myeloma.* **pyogenic a.,** albumosuria due to the absorption of pus-cells or exudate, as in pneumonia, septic processes, etc.

alburn, alburnum (al'bern, al-ber'num) [L. "sap-wood"]. The softer part of the wood of exogenous plants, between the inner bark and the heart-wood. Called also *sap-wood.*

albusol (al'bu-sol). A proprietary sterile milk in ampules for injection in non-specific protein therapy.

albutannin (al-bu-tan'in). Same as *tannalbin.*

Alcaligenes (al-kal ij'in-ēz). A genus of Bacteriaceæ found in the intestinal canal of normal animals. They do not ferment carbohydrates or form acetyl-methyl-carbinol. **A. militen'sis.** Same as *Bacterium melitensis.* **A. fæca'lis.** Same as *Bacterium fecalis alcaligenes.*

alcapton (al-kap'ton). Same as *homogentisic acid.*

alcaptonuria (al-kap-to-nu're-ah). Alkaptonuria.

alcarnose (al-kar'nōs). A predigested artificial food consisting of maltose and albumose.

alcarsin (al-kar'sin). Cacodyl oxid, a poisonous brown liquid which ignites spontaneously on exposure to air: called also *Cadet's fuming liquid.*

Alcock's canal (al'koks) [Thomas *Alcock,* English anatomist, 1784–1833]. See under *canal.*

alcogel (al'ko-jel). The gel form of an alcosol.

alcohol (al'ko-hol) [Arabic *al-koh'l* something subtle]. 1. Ethyl hydrate, C_2H_5OH, a colorless, volatile liquid, of aromatic odor, distilled from various products of vinous fermentation. It is used internally as a cardiac stimulant in debilitating diseases, such as diphtheria, typhoid fever, and the like. It is also used locally as an antiseptic and astringent, and for the preservation of anatomic and biologic specimens. In large doses alcohol is a narcotic poison, producing intoxication with muscular incoördination, delirium, and coma. The alcohol of the pharmacopeia contains 92.3 per cent. by weight or about 94.9 per cent. by volume of absolute alcohol, and the dilute alcohol, 41.5 per cent. by weight or about 48.9 per cent. by volume. 2. Any one of a class of organic compounds formed from the hydrocarbons by the substitution of one or more hydroxyl groups for an equal number of hydrogen atoms, the term is extended to various substitution-products which are neutral in reaction and which contain one or more of the alcohol groups. They are distinguished as *monacid* or *monatomic, diacid* or *diatomic, triacid* or *triatomic,* according as they contain one, two, or three hydroxyl groups. **absolute a.,** that which contains not over 1 per cent. by weight of water. **allyl a.,** a colorless, pungent, inflammable alcohol, hydroxypropylene, $CH_2\,CH.CH_2$-OH. **amyl a., amylic a.,** fusel oil, $C_5H_{11}OH$, obtained from corn-whisky and potato-whisky. It is poisonous and somewhat hypnotic· has been used in mental disorders and to relieve the cough of phthisis. Dose, 15–75 min. (1–5 c.c.). **anisyl a.,** an alcohol, paramethyoxy-benzyl alcohol, $C_8H_{10}O_2$, in pungent, shining prisms. **aromatic a.,** any fatty alcohol in which a hydrocarbon of the phenyl series replaces a part of the hydrogen of the alcohol radical. **benzyl a.,** a colorless oily liquid, $C_6H_5.CH_2.OH$, phenylcarbinol or phenylmethyl-alcohol, occurring in balsam of Peru, balsam of Tolu, and styrax; it has local anesthetic properties. **butyl a.,** a clear liquid, C_4H_9OH, from the molasses of beets· four isomeric forms are known. **camphyl a.,** borneol, or Borneo camphor. **carnaubyl a.,** a constituent of carnauba wax and of wool-fat. **caustic a.,** sodium ethylate. **ceryl a.,** a fatty alcohol, $CH_3(CH_2)_{24}CH_2OH$, from Chinese wool. **cetyl a.,** a fatty alcohol, $C_{16}H_{34}O$, from spermaceti **cinnamyl a.** See *styron* **dehydrated a.,** absolute alcohol. **denatured a.,** alcohol to which have been added certain materials, such as methyl alcohol, benzin, or pyridin, which render it unfit for a beverage or for medicinal purposes, but do not prevent its use for industrial purposes. **deodorized a.,** one that contains 92.5 per cent. of absolute alcohol, and is free from fusel oil (amyl alcohol) and organic impurities. **diacid a., diatomic a.,** any alcohol containing two hydroxyl groups. **diluted a.,** a liquid containing 41.5 per cent by weight, or 48.9 per cent. by volume, of absolute alcohol. **ethyl a., ethylic a.,** ordinary alcohol. **fatty a.,** any hydrate of a hydrocarbon derived from the paraffin series. **glyceryl a., glycyl a.,** glycerin. **isoamyl a.,** the amyl alcohol of fermentation. It is poisonous. **isopropyl a.,** dimethyl carbinol, $CH_3.CHOH.CH_3$, a homolog of ethyl alcohol, isomeric with normal propyl alcohol, a by-product of the petroleum and natural gas industry. **ketone a.,** an alcohol which contains the ketone (carbonyl) group. **methyl a., methylic a.,** wood-spirit, CH_4O. **monacid a., monatomic a.,** any alcohol containing one molecule of hydroxyl joined with a hydrocarbon. **phenyl-ethyl a.,** hydroxy-ethyl-benzene, $C_6H_5\,CH_2\,CH_2\,OH$, a local anesthetic. **phenylic a.** Same as *phenol* **polyglucosic a.,** an alcohol having the formula $C_6nH_{10}n + 2O.n$. **primary, secondary, tertiary a.,** one formed by the replacement of one, two, or three hydrogen atoms in carbinol with alkyls The primary alcohol group is CH_2OH, the secondary is ·CHOH, the tertiary is ·COH **propyl a.,** a colorless liquid, $CH_3.CH_2\,CH_2OH$. **unsaturated a.,** alcohol that is derived from unsaturated alkylens. **wood a.,** methyl alcohol.

alcoholase (al'ko-ho-lās). A ferment which converts lactic acid into alcohol.

alcoholate (al'ko-hol-āt). A compound or preparation containing alcohol.

alcoholic (al-ko-hol'ik) [L *alcohol'icus*]. Pertaining to or containing alcohol.

alcoholism (al'ko-hol-izm) Alcohol poisoning; the morbid effect of excess in alcoholic drinks. **acute a.,** drunkenness, or the temporary disturbance caused by excessive use of alcohol. **chronic a.,** the state induced by repeated and long-continued excess in the use of alcohol

alcoholistation, alcoholization (al"ko-hol-is-ta'shun, al"ko-hol-iz-a'shun). Treatment by application or injection of alcohol.

alcoholize (al'ko-hol-īz). 1. To treat with alcohol. 2. To transform into alcohol. 3. To transform into a subtle powder.

alcoholomania (al"ko-hol-o-ma'ne ah) [*alcohol* + Gr. *μανία* mania]. Maniacal craving for intoxication by alcoholic beverages.

alcoholometer (al-ko-hol-om'et-er) [*alcohol* + Gr.

μέτρον measure]. An instrument for finding the percentage of alcohol in any substance.

alcoholophilia (al"ko-hol-o-fil'e-ah) [*alcohol* + Gr. *φιλεῖν* to love]. A morbid appetite for alcoholic drinks.

alcoholuria (al"ko-hol-u're-ah). The presence of alcohol in the urine.

alcoholysis (al-ko-hol'is-is) [*alcohol* + Gr. *λύσις* dissolution]. A process analogous to hydrolysis, but in which alcohol takes the place of water.

alcosol (al'ko-sol). A colloid solution with alcohol as the dispersion agent.

alcresol (al-kre'sol). A proprietary solution of cresylic acid used as an antiseptic.

alcresta emetin, a. ipecac (al-kres'tah). See *emetin* and *ipecac.*

aldamin (al-dam'in). A name given by Loele to the stable oxi lases.

aldehyd, aldehyde (al'de-hīd) [L. *al'cohol dehydra'tus* dehydrated alcohol] 1. Any one of a large class of substances derived from the primary alcohols by oxidation and containing the group —CHO. 2. Acetic aldehyd. **acetic a.**, a volatile liquid, CH_3CHO, with a peculiar pungent odor. It is found in freshly distilled spirits, produces profound narcosis, and deleterious after-effects It has anesthetic and antiseptic properties, and produces narcosis when inhaled. **amylic a.** Same as *valeral.* **anisic a.**, a volatile oil, methoxybenzaldehyd, $CH_3O\,C_6H_4.COH$, obtainable from oil of anise and other volatile oils. **benzoic a.** See *benzaldehyd* **butylic a.**, a substance, isobutylaldehyd, $(CH_3)_2CH\,CHO$. **cinnamic a.**, a colorless aldehyd, $C_6H_5(CH)_2COH$, obtained from oil of cinnamon. Dose, ½-2 min. (0.025-0.1 c.c.) **cumic a.**, an aromatic volatile oil, paraisopropylbenzaldehyd, $C_3H_7.C_6H_4.COH$, from several essential oils. **formic a.** See *formaldehyd.* **glycollic a.** See *diose.* **salicylic a.**, a fragrant, colorless liquid, $C_6H_4OH\,CHO$, soluble in water, from volatile oil of species of *Spiræa.* It is diuretic and antiseptic. Dose, 1½-7½ min. (0.1-0.5 c.c.). **valeric a.**, a colorless liquid, isovaleric aldehyd, $(CH_3)_2CH.CH_2.CHO$, having a pungent apple-like odor.

aldehydase (al-de-hī'dās). A ferment from the liver which oxidizes certain aldehyds into their corresponding acids.

alder (awl'der) See *Alnus.* **black a.** See *Prinos.*

aldin (al'din). An aldehyd base. See *base.*

aldohexose (al-do-hex'ōs). A hexose which is an aldehyd derivative, any one of a class of sugars which contain six carbon atoms and an aldehyd group, as glucose, mannose.

aldol (al'dol). Beta oxybutyric aldehyd, $CH_3.CH(OH).CH_2\,CHO$, a liquid having hypnotic properties.

aldopentose (al-do-pen'tōs). Any one of a class of sugars which contain five carbon atoms and an aldehyd group, as arabinose.

aldose (al'dōs). A sugar containing an aldehyd group.

aldosid, aldoside (al'do-sīd). A glucosid which on hydrolysis yields an aldose sugar.

aldoxim, aldoxime (al-doks'im). A compound formed by the union of an aldehyd with hydroxylamin

alecithal (al-es'ith-al) [Gr. *α* neg. + *λέκιθος* yolk]. Having no yolk or only a small amount of yolk evenly distributed throughout the protoplasm, as in the ova of the mammals and many of the invertebrates

Alectoro'bius talaje. The chinche; a tick common in Mexico and Central and South America. It is a great pest, as it bites at night and suppuration often results

alembic (al-em'bik) [Arabic *al* the + Gr. *ἄμβιξ* cup]. A retort with a removable cap formerly used by chemists.

alembroth (al-em'broth). A compound, $(NH_4Cl)_2HgCl_2 + 2H_2O$, of mercuric and ammonium chlorids. It is used as an antiseptic dressing.

alemmal (ah-lem'al) [Gr. *α* neg. + *λέμμα* sheath]. Having no neurilemma said of a nerve-fiber.

Aleppo boil, A. button, A. evil. See *button.*

aletocyte (al-e'to-sīt) [Gr. *ἀλήτης* wanderer + *κύτος* cell]. A wandering cell.

aletrin (al'et-rin). A concentration prepared from *Al'etris farino'sa.* Dose, ½-2 gr. (0.010-0.133 gm.).

Aletris (al'et-ris) [Gr. *ἀλετρίς* corn-grinder]. A genus of hemodoraceous plants *A. farino'sa,* of North America, is tonic, anthelmintic, and diuretic used in dysmenorrhea and amenorrhea. Dose of fluidextract, 10-30 min. (0.6-2 c.c.); of tincture, 1-2 dr (4-8 c.c.).

aleucemia, aleucæmia (ah-lu-se'me-ah). See *aleukemia.*

aleudrin (al-u'drin). A white, crystalline compound, alphadichlorisopropylalcohol carbamate, $CH_2Cl.CHO(CO.NH_2).CH_2Cl$, analgesic and hypnotic. Dose, 10-20 gr (0.0 1.3 gm.).

aleukemia, aleukæmia (ah-lu-ke'me-ah) [Gr. *α* neg + *λευκός* white + *αἷμα* blood]. A deficiency in the proportion of polymorphonuclear leukocytes in the blood, aplastic anemia.

aleukemic (ah-lu-ke'mik). 1. Marked by aleukemia 2 Not marked by leukemia

aleukia (ah-lu'ke-ah) [Gr *α* neg. + *λευκός* white]. 1 Aleukemia. 2. Absence of blood-platelets. **a. hæmorrha'gica,** aplastic anemia.

aleukocytic (ah-lu-ko-si'tik). Showing no leukocytes

aleukocytosis (ah-lu"ko-si-to'sis) [Gr. *α* neg. + *λευκός* white + *κύτος* cell] Deficiency in the proportion of white cells in the blood.

Aleurites (al-u-ri'tes). See *candlenut oil,* under *oil.*

Aleuro'bius fari'næ. Same as *Tyroglyphus farinæ.*

aleurometer (al-u-rom'et-er) [Gr *ἄλευρον* flour + *μέτρον* measure] An instrument for determining the value of flour for bread-making purposes

aleuronat (al-u'ro-nat) [Gr *ἄλευρον* flour]. A kind of albumin used in preparing bread for diabetics

aleuroscope (al-u'ro-skōp). Same as *aleurometer.*

Alexander of Tralles. A Greek medical writer of Lydia, born 525 A.D. He practised in Rome. He wrote twelve books upon pathology and the therapeutics of internal diseases.

alexanderism (al-ek-zan'der-izm) The insanity of conquest, or an insane belief that one is a great conqueror.

Alexander's crown, gold (al-ek-zan'derz) [Charles L. *Alexander,* American dentist]. See under *crown* and *gold.*

Alexander's operation (al-ek-zan'derz). See under *operation.*

Alexander-Adams operation [William *Alexander,* surgeon in Liverpool, James A *Adams,* surgeon in Glasgow] See under *operation.*

alexeteric (al-eks-et-er'ik) [Gr. *ἀλεξητήρ* defender]. Good against infection or poison.

alexia (ah-lek'se-ah) [Gr. *α* neg. + *λέξις* word]. Word-blindness, inability to read, due to a central lesion. **motor a.**, alexia in which the patient understands what he sees written or printed, but cannot read it aloud. **musical a.**, loss of the ability to read music, music-blindness. **optical a.**, that in which the patient has lost the power to comprehend the significance of what he sees written or printed. Called also *sensory a.* and *visual a.*

alexic (al-ek'sik). Having the properties of an alexin.

alexin (al-ek'sin) [Gr. *ἀλέξειν* to help, to ward off]. 1. Same as *complement.* 2. Any defensive protein (Buchner). As now used the term is synonymous

with complement. **a. fixation.** See *fixation of complement.* **leukocytic a.** See *leukin.*

alexinic (al-ek-sin'ik). Pertaining to or having the properties of an alexin.

alexipharmac (al-ek-sif-ar'mak) [Gr ἀλέξειν to repel + φάρμακον poison]. 1. Warding off the ill effects of a poison. 2. An antidote or remedy for poisoning.

alexipyretic (al-ek"sip-i-ret'ik) [Gr. ἀλέξειν to ward off + πυρετός fever]. 1. Preventive of fevers 2. A febrifugal medicine.

alexocyte (al-eks'o-sīt) [Gr. ἀλέξειν to ward off + κύτος a cell]. A cell of the animal organism secreting alexins. The term was formerly applied to eosinophil cells.

alexofixagen (al-ek-so-fik'saj-en). An antigen which induces the production of complement-fixing antibodies.

alexofixagin (al-ek-so-fik'saj-in). The complement-fixing antibody produced by injecting alexofixagen.

alexofixin (ak-ek-so-fik'sin). Same as *alexofixagin.*

alformin (al-for'min). A mixture of free formic acid and aluminum formate, $Al(HCOO)_2OH$, used like aluminum acetate.

Algæ (al'je) [L. "seaweeds"]. A group of cryptogamous plants, in which the body is unicellular or consists of a thallus, including the seaweed and many cellular fresh-water plants.

algal (al'gal) Of, pertaining to, or caused by Algæ.

alganesthesia (al-gan-es-the'ze-ah) [Gr. ἄλγος pain + *anesthesia*]. Analgesia

algaroth (al'gar-oth) [from V *Algarotti*, its inventor, 1716–1764]. Oxychlorid of antimony: emetic and purgative, but little used

algedonic (al-je-don'ik) [Gr ἄλγος pain + ἡδονή pleasure]. Pertaining to both pleasure and pain.

algeoscopy (al-je-os'ko-pe) [Gr ἄλγος pain + σκοπεῖν to examine] 1. Physical examination by pressure, to ascertain whether such pressure produces pain 2. [L. *al'gor* cold + Gr. σκοπεῖν to examine] Cryoscopy.

algesia (al-je'ze-ah) [Gr. ἄλγησις pain]. Sensitiveness to pain; hyperesthesia

algesic (al-je'sik). Painful.

algesichronometer (al-je"ze-kro-nom'et-er) [Gr. ἄλγησις pain + χρόνος time + μέτρον measure]. An instrument for recording the time required to produce a painful impression.

algesimeter (al-je-sim'et-er) [Gr ἄλγησις pain + μέτρον measure] An instrument used in measuring the sensitiveness to pain as produced by pricking with a sharp point **Björnström's a.**, an apparatus for determining the sensitiveness of the skin. **Boas' a.**, an instrument for determining the sensitiveness over the epigastrium.

algesiometer (al-je-se-om'et-er). Same as *algesimeter.*

algesthesia (al-jes-the'ze-ah). Pain sensibility; algesthesis.

algesthesis (al-jes-the'sis) [Gr. ἄλγος pain + αἴσθησις feeling]. The perception of pain; any painful sensation.

algetic (al-jet'ik). Painful.

algicide (al'jis-īd) [*al'gæ* + L. *cæ'dere* to kill]. Destructive to algæ, also a substance which is destructive to algæ

algid (al'jid) [L. *al'gidus*]. Chilly or cold.

algin (al'jin). See *alginic acid*, under *acid.*

alginuresis (al-jin-u-re'sis) [Gr ἄλγος pain + οὔρησις urination]. Painful urination.

algioglandular (al"je-o-glan'du-lar). Pertaining to glandular action resulting from painful stimulation.

algiometabolic (al"je-o-met-ab-ol'ik). Pertaining to metabolic changes resulting from painful stimulation.

algiomotor (al"je-o-mo'tor). Producing painful movements, such as spasm or dyspersistalsis.

algiomuscular (al"je-o-mus'ku-lar). Causing painful muscular movements.

algiovascular (al"je-o-vas'ku-lar). Pertaining to vascular action as the result of painful stimulation

algiron (al'jir-on). A proprietary preparation of algin and iron, used for anemia and chlorosis.

algogenesia (al"go-jen-e'ze-ah) [Gr. ἄλγος pain + γεννᾶν to produce] The condition in which the sight or memory of pain produces pain.

algogenic (al-go-jen'ik). 1. [Gr. ἄλγος pain + γεννᾶν to produce.] Causing pain. 2. [L. *al'gor* cold + Gr. γεννᾶν to produce] Producing cold.

algogenin (al-go-jen'in) [L. *al'gor* cold + Gr. γεννᾶν to produce]. A substance obtained from fermented animal matter, causing a fall of temperature when injected into animals.

algolagnia (al-go-lag'ne-ah) [Gr. ἄλγος pain + λαγνεία lust]. Abnormal and distorted activity of sexual impulse toward persons of opposite sex with a desire for experiencing or causing pain, including sadism, masochism, etc.

algometer (al-gom'et-er) [Gr. ἄλγος pain + μέτρον measure]. An instrument for testing the sensitiveness of a part to pressure pain.

algopan (al'go-pan). A preparation containing in pure form the total alkaloids of opium.

algophilia (al-go-fil'e-ah). See *algophily.*

algophily (al-gof'il-e) [Gr. ἄλγος pain + φιλεῖν to love]. Sexual perversion marked by a desire for experiencing pain.

algophobia (al-go-fo'be-ah) [Gr. ἄλγος pain + φόβος dread]. Morbid or insane dread of pain.

algopsychalia (al-go-si-ka'le-ah) [Gr. ἄλγος pain + ψυχή mind]. A condition of melancholia with perverted imaginary perceptions of sounds and sights which cause dread, despair, and inclination to suicide. Called also *psychoalgalia.*

algor (al'gor) [L.]. A chill or rigor, coldness.

algoscopy (al-gos'ko-pe) [L. *al'gor* cold + Gr. σκοπεῖν to see]. Same as *cryoscopy.*

algosis (al-go'sis). Presence of Algæ or fungi in a part of the body.

algovascular (al-go-vas'ku-lar). Same as *algiovascular.*

Ali Abbas (ah'le ab'as). A celebrated Persian physician of the latter part of the tenth century. He wrote the "Royal Book" (Al-Maliki), a comprehensive treatise upon medicine.

Ali ben Iza (ah-le ben i'zah). A noted Arabic ophthalmologist of the first half of the eleventh century. He wrote "Book of Memoranda for Eye-doctors." He is also known as *Jesus Haly.*

Ali ben Rodhwan or **Rodoam** (ah-le ben ro'-dwan, ro'do-am). A noted Arabian physician of Egypt (about 1068 A. D.) He wrote a commentary upon the works of Hippocrates and Galen.

Alibert's disease, keloid (al-e-berz') [Jean Louis *Alibert*, French physician, 1766–1837]. See *disease* and *keloid.*

alible (al'ib-l) [L. *alib'ilis*]. Nutritive; assimilable as a food.

alicyclic (al-i-sik'lik). Having the properties of both aliphatic and cyclic substances.

alienation (āl-yen-a'shun) [L. *aliena'tio*]. Insanity or mental derangement.

alienism (āl'yen-izm) [L. *alie'nus* alien]. The study or treatment of mental disorders.

alienist (āl'yen-ist). An expert in the treatment of insanity

aliform (al'if-orm) [L. *a'la* wing + *for'ma* shape]. Shaped like a wing.

aliment (al'im-ent) [L. *alimen'tum*]. Food, or nutritive material.

alimentary (al-im-en'ta-re). Pertaining to aliment.

alimentation (al"im-en-ta'shun). The act of giving or receiving nutriment. **artificial a.**, the giving of food or nourishment to persons who cannot take it in the usual way. **forced a.** 1. The feeding of a person against his will. 2. The giving of more food to a person than his appetite calls for. **rectal a.**, the administration of concentrated nourishment by injection into the rectum.

alimentology (al-im-en-tol'o-je). The science of nutrition.

alimentotherapy (al-im-en-to-ther'ap-e) [*aliment* + Gr. *θεραπεία* treatment]. Dietetic treatment, treatment by systematic feeding.

alinasal (al-in-a'sal). Pertaining to the ala nasi

alinement (al-in'ment). The line of adjustment of the teeth.

alinjection (al-in-jek'shun). Repeated injection of alcohol for preserving anatomic specimens.

aliphatic (al-if-at'ik) [Gr *ἀλειφαρ* oil] Pertaining to an oil; a term applied to the "open-chain" or fatty series of hydrocarbons. See *open chain*, under *chain*.

alipin (al-i'pin). Same as *alypin*.

alismin (al-is'min). An extractive from *Alis'ma planta'go*, or water plantain; said to be useful in renal disease, epilepsy, and chorea.

alisphenoid (al-is-fe'noid) [*ala* + *sphenoid*]. 1. Pertaining to the greater wing of the sphenoid. 2. A cartilage in the fetus on each side of the basisphenoid. It afterward develops into the greater part of the great wing of the sphenoid.

alival (al'iv-al). An organic iodin compound containing about 63 per cent. of iodin used as a substitute for inorganic iodids in doses of 5 grains (0.0324 gm.). It is 3-iodo 1-2-dihydroxypropane, $CH_2I.CHOH.CH_2OH$.

alizarin (al-iz'ar-in) [Arabic *ala sara* extract]. A red, crystalline dye, 1, 2-dihydroxyanthraquinone, $C_6H_4(CO)_2C_6H_2(OH)_2$, obtained from coal tar and from madder. Its compounds are used as indicators. **a. monosulphonate,** an indicator with a PH range of 3.7–4.2. **a. No. 6.** Same as *purpurin*. **a. red,** the sodium salt of alizarin monosulphonate. **a. yellow.** See under *yellow*. **a. yellow G** is an indicator with a PH range of 10.1 to 12.1.

alizarinopurpurin (al-iz-ar-in-o-pur'pu-rin). Purpurin.

alkagen (al'kaj-en). A proprietary lozenge of bismuth, used as an antacid in hypochlorhydria

alkalemia (al-kal-e'me-ah) [*alkali* + Gr *αἷμα* blood]. Decrease of the hydrogen-ion concentration of the blood; a condition in which the reaction of the blood is abnormally alkaline

alkalescence (al-kal-es'ens). Slight or incipient alkalinity.

alkalescent (al-kal-es'ent). Having a tendency to alkalinity.

alkali (al'kal-i) [Arabic *al-qaliy* potash]. Any one of a class of compounds which form soluble soaps with fatty acids, turn red litmus blue, and form soluble carbonates. They are the hydroxids of potassium, sodium, lithium, rubidium, cesium, and ammonium fats **a. albuminate,** a substance derived by the action of some alkali on albumin. **a. blue.** See under *blue*. **caustic a.,** any solid hydroxid of a fixed alkali. **a. disease.** See *tularemia*. **fixed a.,** any of the alkalies except ammonium. **a. reserve.** See under *reserve*. **vegetable a.,** any alkaloid of vegetable origin. **volatile a.,** ammonia, NH_3, also, ammonium hydroxid.

alkalimeter (al-kal-im'et-er) [*alkali* + *meter*] An instrument for measuring the alkali contained in any mixture.

alkalimetry (al-kal-im'et-re) The measurement of the alkalis present in any substance. **Engel's a.,** a method of determining the alkalinity of the blood by titrating a diluted specimen with normal tartaric acid solution until it reddens litmus-paper. The amount of tartaric solution necessary to produce the result indicates the degree of alkalinity of the blood.

alkaline (al'kal-in) [L. *alkali'nus*]. Having the reaction of an alkali. **a. earth.** See under *earth*. **a. reaction.** See under *reaction*.

alkalinity (al-kal-in'it-e). The fact or quality of being alkaline.

alkalinization (al-kal-in-iz'a'shun). The process of rendering a thing alkaline.

alkalinize (al'kal in-iz). To render alkaline.

alkalinuria (al-kal-in-u're-ah) [*alkaline* + *urine*]. An alkaline condition of the urine.

alkalion (al-ka'le-on). Hydroxyl ion. See under *ion*.

alkalipenia (al-kal-i pe'ne-ah) [*alkali* + Gr *πένης* poor]. A condition in which the alkali reserve of the body is below normal.

alkalithia (al-kal-ith'e ah). A proprietary effervescent remedy used in rheumatism and allied conditions.

alkalization (al-kal-iz-a'shun). The act of making alkaline.

alkaloid (al'kal-oid) [*alkali* + Gr. *εἶδος* form]. One of a large group of organic, basic substances found in plants They are usually bitter in taste and physiologically active. Examples are: atropin, caffein, coniin, morphin, nicotin, quinin, strychnin **animal a.,** a ptomain or leukomain. **artificial a.,** an alkaloid that is made artificially by chemic processes **cadaveric a., putrefactive a.,** a ptomain.

alkalometry (al kal-om'et re) [*alkaloid* + Gr. *μέτρον* measure] The dosimetric administration of alkaloids

alkalosis (al kal-o'sis). Excessive alkalinity of the body fluids, increased alkali reserve in the blood and other body tissues **acapnial a.,** alkalosis due to washing out of carbon dioxid from the blood by overventilation of the lungs, as in forced breathing.

alkalotic (al kal ot'ik). Pertaining to or characterized by alkalosis

alkamin, alkamine (al'kam in) An alcohol which contains an amido group.

alkane (al'kān). A paraffin hydrocarbon.

alkanet (al kan-et) [Arabic] The root of *Alkan'na* (*Anchu'sa*) *tincto'ria*, affording a red dye.

alkanin, alkannin (al-kan'in). A resinous, dark-red coloring-matter from alkanet.

alkapton (al-kap'ton) Same as *homogentisic acid*.

alkaptonuria (al-kap-to nu're-ah) [*alkapton* + Gr. *οὖρον* urine]. The occurrence of alkapton in the urine The presence of alkapton in the urine is indicated by a dark color on standing or on the addition of an alkali

alkarhein (al kar-e'in) A proprietary alkaline elixir of rhubarb and pancreatin.

alkasal (al'kas-al). Aluminum and potassium salicylate, said to be a valuable astringent and antiseptic.

alkathymol (al-kath-i'mol). An alkaline antiseptic for use on mucous membrane.

alkene (al'kēn). An olefin.

alkresol (al kre'sol). A proprietary solution of cresylic acid; used externally as a germicide and disinfectant.

alkyl (al'kil). Any univalent aliphatic alcohol radical.

alkylogen (al-kil'o-jen). An alkyl ester of any one of the halogen acids, *e. g.*, ethyl chlorid.

all or none. The law, discovered by Bowditch (1871), that the heart muscle, under whatever stimulus, will contract to the fullest extent or not at all.

allachesthesia, allachæsthesia (al-ak-es-the'-ze-ah) [Gr. *ἀλλαχῆ* elsewhere + *αἴσθησις* feeling].

The sensation of touch experienced at a point remote from the point touched.

allantiasis (al-an-ti'as-is) [Gr. ἀλλᾶς sausage]. Sausage-poisoning, or botulism; a condition attended with colic, diarrhea, vomiting, and vertigo, produced by poisoning with putrid or fermented sausages.

allantochorion (al-an''to-ko're-on). The true chorion as distinguished from the primitive chorion. It consists of a blending of the outer wall of the allantoic sac with the primitive chorion.

allantogenesis (al-an-to-gen'es-is). The formation and development of the allantois

allantoic (al-an-to'ik). Pertaining to the allantois.

allantoid (al-an'toid) [Gr. ἀλλᾶς sausage + εἶδος form]. 1. Resembling the allantois. 2. Sausage-shaped.

allantoidean (al-an-toi'de-an). Any animal which in the embryo possesses an allantois.

allantoidoangiopagus (al-an-toi''do-an-je-op'-ag-us). Omphaloangiopagus.

allantoin (al-an'to-in). A crystallizable substance, the diureid of glyoxylic acid, $C_4H_6N_4O_3$, from allantoic fluid, fetal urine, and many plants. Allantoin may also be formed by the oxidation of uric acid. It has been employed to encourage epithelial formation in wounds and ulcers.

allantois (al-an'to-is) [Gr. ἀλλᾶς sausage + εἶδος form] A sac which in early fetal life springs out from the hind-gut of the embryo. It afterward arches around so as to envelop the embryo completely, and fuses with the subzonal membrane to form the chorion and placenta.

allantotoxicon (al-an-to-toks'ik-on) [Gr. ἀλλᾶς sausage + τοξικόν poison]. The poison of decaying sausages. It is a ptomain which is formed during the process of decomposition.

allelocatalytic (al-el''o-kat-al-it'ik). Catalysing each other. Two organisms placed in a drop of culture-medium may reproduce from four to twenty times as fast as when one organism only is introduced, probably because of some allelocatalytic substance given off by each which catalyses reproduction in the other.

allelomorph (al-el'o-morf) [Gr. ἀλλήλων of one another + μορφή form]. One of a pair of alternative hereditary units or characters either one of which may appear or fail to appear in any particular individual. See *Mendel's law*, under *law*.

allelomorphic (al-el-o-mor'fik). Pertaining to an allelomorph; mendelian.

allelomorphism (al-el-o-mor'fizm). The existence or the transmission of allelomorphic characters.

allelotaxy, allelotaxis (al-el'o-tak-se, al-el-o-tak'-sis) [Gr. ἀλλήλων of one another + τάξις arrangement]. The development of an organ from several embryonic structures.

Allen's paradoxic law, treatment (al'enz) [Frederick M. *Allen*, American physician, born 1879]. See under *law* and *treatment*.

Allen's test (al'enz) [Charles Warren *Allen*, American physician, 1854–1906]. See *Allen's test* (4th def.), under *tests*.

allergen (al'er-jen) [*allergia* + Gr. γεν to produce]. 1. Any substance which is capable of inducing or exciting a condition of allergy or specific susceptibility Such a substance may be a protein (protein allergen or anaphylactogen) or a nonprotein. Called also *sensitinogen* and *sensibilisinogen*. 2. The purified protein or proteins of some food. For example, the proteins of milk, egg, or wheat. They are used to test whether a patient is hypersensitive to a certain food or not. **bacterial a.**, the essential protein extracted from the bacterial cell. **pollen a.** See *pollen antigen*, under *antigen*.

allergenic (al-er-jen'ik). Anaphylactogenic.

allergia, allergie, allergy (al-er'je-ah, al'er-je) [Gr. ἄλλος other + ἔργον energy]. A condition of unusual or exaggerated specific susceptibility to a substance which is harmless in similar amounts for the majority of members of the same species. **physical a.**, a condition in which the patient is sensitive to the effects of physical agents, such as heat, cold, light, etc.

allergic (al-er'jik). Pertaining to or of the nature of allergy.

allergin (al'er-jin). 1. Allergen. 2. Sensibilisin. 3. A sterilized standardized solution of tuberculin used in a 1 to 5 per cent. solution in the ophthalmoreaction and in a 25 per cent. solution in the cutaneous reaction.

allergization (al-er-jiz a'shun). Active sensitization or the introduction of allergens into the body

allergy (al'er-je). See *allergia*.

allesthesia, allæsthesia (al-es-the'ze-ah) [Gr. ἄλλος other + αἴσθησις feeling]. Allachesthesia

alliaceous (al-e-a'shus). Pertaining to or resembling garlic.

alligation (al-ig-a'shun). The process of finding the value of a mixture of known quantities of ingredients, each of known value.

Allingham's operation, ulcer. 1 [Herbert William *Allingham*, contemporary English surgeon] 2. [William *Allingham*, English surgeon, 1830–1908] See under *operation* and *ulcer*.

Allis's inhaler, sign (al'is-iz) [Oscar H *Allis*, Philadelphia surgeon, 1833–1921]. See *inhaler* and *sign*.

alliteration (al-it-er-a'shun) [L. *ad* to + *lit'era* letter] A dysphrasia in which the patient arranges his words according to their sounds.

Allium (al'e-um) [L. "garlic"]. 1. A genus of liliaceous plants, including the garlic, onion, etc. 2 The bulb of *A sati'vum*, or garlic, a digestive stimulant and pectoral. Dose of syrup (*syrupus allii*), 1–4 dr. (4–16 c.c.)

Alloboph'ora agric'ola. A parasitic worm which may enter the human intestine by the medium of water or green vegetables.

allocain (al-o-ka'in) A proprietary local anesthetic composed of novocain, alypin, suprarenin, and thymol.

allocheiria (al-o-ki're-ah). Same as *allochiria*.

allochesthesia (al-o-kes-the'ze-ah). Same as *allachesthesia*.

allochetia, allochezia (al-o-ke'te-ah, al-o-ke'se-ah) [Gr. ἄλλος other + χέζειν to defecate]. The discharge of non-fecal matter by the anus, or the discharge of fecal matter by an abnormal passage.

allochiral (al-o-ki'ral) [Gr. ἄλλος other + χείρ hand]. Exhibiting reversed symmetry; having the relation of the right hand to the left.

allochiria (al-o-ki're-ah) [Gr ἄλλος other + χείρ hand]. A condition, chiefly in tabes, during which, if one extremity be pricked, the sensation is referred to the opposite side (Obersteiner).

allochroic (al-o-kro'ik). Changeable in color.

allochroism (al-o-kro'izm) [Gr. ἄλλος other + χροά color]. Change or variation in color.

allochromasia (al''o-kro-ma'se-ah). Change of color of the hair or skin.

allocinesia (al-o-sin-e'ze-ah) [Gr. ἄλλος other + κίνησις motion] A condition in which the patient performs a movement on the side of the body opposite to that directed.

allocolloid (al-o-kol'oid) [Gr. ἄλλος other + *colloid*]. A colloid in which a single element in its allotropic forms makes up the colloid system.

alloesthesia, alloæsthesia (al-o-es-the'ze-ah). Allachesthesia.

Allogromia (al-o-gro'me-ah). A genus of parasites found in protozoan animals, such as *Amœba proteus*.

allokinesis (al"o-kin-e'sis). 1. Passive movement. 2. Reflex movement.

allokinetic (al-o-kin-et'ik) [Gr. ἄλλος other + κίνησις movement] Moved from outside or by reflex action, not voluntary.

allolalia (al-o-la'le-ah) [Gr ἄλλος other + λαλεῖν to speak]. Any defect of speech of central origin.

allomerism (al-om'er-izm) [Gr. ἄλλος other + μέρος form]. Change of chemic constitution while still retaining crystalline form.

allometropia (al-o-met-ro'pe-ah) [Gr ἄλλος other + μέτρον measure] The refraction of the eye in indirect, as opposed to direct, vision (Matthiessen).

allomorphism (al-o-mor'fizm) Change of form without change in chemic constitution.

allonal (al'o-nal). A proprietary compound formed by fusing allylisopropylbarbituric acid and aminopyrin. It is $C_3H_7(CH_3)(CH)_2C(CO.NH)_2CO$ used as an analgesic hypnotic. Dose, 2.5–5 gr. (0.15–0.32 gm.).

allongement (al onzh-maw') [Fr] Elongation; especially any procedure for elongating a uterine tumor after it has been severed from its connections, so as to admit of its extraction This is usually done by making a spiral incision into its substance while it is being pulled down

allopath, allopathist (al'o-path, al-op'ath-ist) [Gr. ἄλλος other + πάθος affection] An incorrect designation for a regular practitioner.

allopathic (al-o-path'ik). Pertaining to, or characteristic of, allopathy.

allopathy (al-op'ath-e) [Gr. ἄλλος other + πάθος affection]. An erroneous designation for the regular system of medicine and surgery The term really means the curing of diseased action by inducing a different kind of action in the body.

allophanamid (al-o-fan-am'id). Same as *biuret*.

alloplasia (al-o-pla'se-ah) [Gr ἄλλος other + πλάσις formation]. Heteroplasia.

alloplasmatic (al-o-plaz-mat'ik) [Gr ἄλλος other + πλάσσειν to form] Formed by differentiation from the protoplasm.

alloplast (al'o-plast) An idorgan consisting of more than one kind of tissue.

alloplasty (al'o-plas-te) [Gr. ἄλλος other + πλάσσειν to form] Plastic surgery in which use is made of material not from the human body, such as animal bodies or inorganic material. Cf. *autoplasty* and *heteroplasty*.

allopsychic (al-o-si'kik) [Gr ἄλλος other + ψυχή mind] Pertaining to mind in its relation to the external world.

allopsychosis (al"o-si-ko'sis) A mental disorder or psychosis marked by disorganization of the external perceptive powers (hallucinations and illusions), but without disorder of the motor powers, such as speech and action (Wernicke).

allorhythmia (al-o-rith'me-ah) [Gr. ἄλλος other + ῥυθμός rhythm] Irregularity in the rhythm of the heart-beat or pulse

allorhythmic (al-o-rith'mik). Affected with or of the nature of allorhythmia.

allosan (al'o-san) A crystalline, tasteless ester of allophanic acid with santalol. Used like the latter.

allosome (al'o-sōm) [Gr. ἄλλος other + σῶμα body]. A special kind of chromosome distinguished from the autosome. An accessory chromosome. See *chromosome*. **paired a.**, a diplosome **unpaired a.**, a monosome

allotherm (al'o-therm) [Gr. ἄλλος other + θέρμη heat] An organism the temperature of which depends upon its culture-medium.

allotoxin (al-o-tok'sin) [Gr. ἄλλος other + *toxin*]. Any substance formed by tissue change within the body which serves as a defense against toxins by neutralizing their poisonous properties.

allotriodontia (al-ot-re-o don'she-ah) [Gr. ἀλλότριος strange + ὀδούς tooth]. 1. The transplantation of teeth from one person to another. 2. The existence of teeth in abnormal places, as in tumors.

allotriogeustia (al-ot-re-o-gu'ste-ah) [Gr. ἀλλότριος strange + γεῦσις taste]. A perverted condition of the sense of taste.

allotriolith (al-o-tri'ol-ith) [Gr. ἀλλότριος strange + λίθος stone] A calculus in an abnormal situation, or one composed of unusual materials.

allotriophagy (al-ot-re-of'aj-e) [Gr. ἀλλότριος strange + φαγεῖν to eat]. A craving for unnatural food, pica.

allotriuria (al-ot-re-u're-ah) [Gr. ἀλλότριος strange + οὖρον urine]. A strange or perverted condition of the urine.

allotrope (al'o-trōp). An allotropic form.

allotrophic (al-o-trof'ik). Rendered innutritious by the process of digestion.

allotropic (al-o-trop'ik). Exhibiting allotropism.

allotropism (al-ot'rop-izm) [Gr. ἄλλος other + τρόπος turn]. 1 The existence of an element in two or more distinct forms (allotropic forms) with distinct physical properties Examples of allotropism are furnished by carbon and sulphur 2 A tropism between different structures, e. g., between spermatozoa and ova (Roux).

allotropy (al ot'ro-pe). Same as *allotropism*.

allotrylic (al-o-tril'ik) [Gr. ἀλλότριος foreign + ὕλη matter]. Produced by the presence of a foreign body or principle.

alloxan (al ok'san). A reddish, crystalline substance, mesoxalyl urea, $CO(NHCO)_2C(OH)_2 + 3H_2O$, an oxidized form of uric acid. It has been obtained from the mucus of the intestine in diarrhea.

alloxantin (al-ok-zan'tin). A crystalline derivative of alloxan, $C_8H_6N_4O_8$, obtained by reduction.

alloxin (al-ok'sin) Any one of a class of basic substances derived from the nuclein of cell-nuclei, and on oxidation producing uric acid. The alloxins include xanthin, guanin, adenin, and hypoxanthin.

alloxur bodies (al-ok'sūr). See under *body*.

alloxuremia (al"ok su-re'me-ah) [*alloxur* + Gr. αἷμα blood] The presence of alloxur bodies in the blood, causing a form of intoxication.

alloxuria (al-ok-su're ah) [*alloxur* + Gr. οὖρον urine] Presence of alloxur bodies in the urine.

alloxuric (al-ok-su'rik). Containing both alloxan and urea residues. See *alloxur bodies*, under *body*.

alloy (al-oi') [Fr. *aloyer* to mix metals]. A mixture of any two metals except mercury **contour a.**, an alloy especially suitable for contour fillings. **submarine a.**, an alloy that may be used to fill a tooth cavity which is not entirely dry.

allspice (awl'spīs). See *pimenta*.

allyl (al'il) [L *al'lium* garlic + Gr. ὕλη principle]. A univalent radical, C_3H_5 or $CH_2.CHCH_2$, from garlic and other plants **a. alcohol.** See under *alcohol* **a. aldehyd.** Same as *acrolein* **a. cyanamid.** See *sinamin*. **a. isothiocyanate**, volatile oil of mustard, C_3H_5NCS, oleum sinapis volatile. **a. sulphid**, an artificially prepared compound, $(C_3H_5)S$ used in cholera and subcutaneously in phthisis Dose of 1 600 mixture, 1 teaspoonful; subcutaneous dose of ½ per cent solution, 16 min. (1 c.c.) daily. **a. sulphocarbamid, a. thiocarbamid, a. thiourea.** Same as *thiosinamin*. **a. tribromid**, a colorless or yellowish liquid, $C_3H_5Br_3$: used as an antispasmodic and anodyne in hysteria, asthma, whooping cough, etc. Dose, 5 min (0.333 c.c.).

allylamin (al-il-am'in). A caustic liquid, $NH_2(C_3H_5)$, from oil of mustard.

allylcocain (al-il-ko'kān). A compound used as a local anesthetic in eye operations in 5 per cent. solution.

allyl-phenylcinchonin ester. See *atoquinol.*

almatein (al-mat-e'in). A compound of hematoxylin and formaldehyd. An odorless powder, soluble in alcohol and glycerin it has been used as a substitute for iodoform.

Almén's test (al-mānz') [August Theodor *Almén*, Swedish physiologist, 1833–1903]. See under *tests.*

almond (ahm'und) [Fr. *amande*, from L. *amyg'dala* almond]. The fruit of *Pru'nus amyg'dala.* See *amygdala.* **bitter a.**, the fruit of the variety *P. amyg'dala ama'ra:* **sweet a.**, of the variety *P. amyg'dala dul'cis;* sweet almonds are used for flavoring, and furnish a fixed oil which is used as a demulcent and aperient and in pharmaceutic preparations. Dose of oil of sweet almond, 60–120 min. (4–8 c.c.); of emulsion of oil of sweet almond, 1–4 dr. (4–16 c.c.); of syrup, 1–2 dr (4–8 c.c.). The volatile oil of bitter almond is poisonous, and is used like hydrocyanic acid. Dose, ½–1 min (0.016–0.06 c.c.; of spirit, 8 min. (2 c.c.), bitter-almond water is ¼–½ fl oz. (8–15 c.c.).

alnuin (al'nu-in). A concentration prepared from *Al'nus serrula'ta* or *A. ru'bra:* resolvent, tonic, and alterative. Dose, 2–10 gr. (0.133–0.666 gm.).

Alnus (al'nus) [L.]. A genus of betulaceous trees and shrubs—the alders *A. glutino'sa*, a tree of Europe, and *A. ru'bra* and *A. serrula'ta*, shrubs of North America, have tonic and astringent bark. Dose in substance, 8–12 gr. (0.51–0.78 gm.).

Al_2O_3. Aluminum oxid.

alochia (ah-lo'ke-ah) [L.; Gr. α neg. + λόχια lochia]. Absence of the lochia.

Aloë (al'o-e), gen. *al'oes* [Gr. ἀλόη]. A genus of liliaceous plants. *A. chinen'sis*, a species furnishing Barbadoes aloe *A. fe'rox*, a species furnishing the best South African aloe. *A. per'ryi*, the species from which Socotrine aloe is obtained *A. ve'ra*, one of the species from which official aloe is obtained. *A. vulga'ris*, a species which affords aloe in the West Indies.

aloe (al'o). The dark colored, bitter, inspissated juice of various species of *Aloe.* It is cathartic and stimulant, and is given in chronic constipation, amenorrhea, and atonic dyspepsia Dose, 1–10 gr (0.065–0.65 gm.), of aqueous extract, ½–3 mm. (0.033–0.2 c.c.); of tincture, ½–2 dr (2–8 c.c.), of wine, 1–2 dr (4–8 c.c.); of compound decoction, ½–2 fl oz (15–60 c.c.). The tincture of aloe and myrrh contains 10 per cent. each of aloes and myrrh. Dose, 1–4 dr. (4–16 c.c.). Compound tincture of aloes contains 3 per cent. of aloes and ½ per cent. of gentian, rhubarb, saffron, and zedoary Dose, 1–4 dr (4–16 c.c.). **a. barbaden'sis,** Barbados aloe, prepared from *A. ve'ra.* **Barbados a., caballine a.**, a coarse variety, used mainly in veterinary practice. **cape a., a. capen'sis,** cape aloe, from *A. fe'rox, A. spic'ata*, and other South African species. **Curaçoa a.**, a kind from the island of Curaçoa, the product of *Aloë ve'ra.* **hepatic a.**, a dark, liver colored variety of aloe. **Indian a.**, aloe from India, the product of a variety of *A. vulga'ris.* **lign-a.** See *lignaloe* **Natal a.**, a variety from Natal, in South Africa. **a. purifica'ta,** Socotrine aloe purified by dissolving in alcohol, straining, and evaporating. Dose, 1–5 gr. (0.065–0.32 gm.) **purified a.**, aloes purified by dissolving in alcohol, straining, and evaporating off the alcohol **Socotrine a.**, a variety from Socotra, the product of *A. per'ryi.* Dose of extract, 1–6 gr (0.06–0.4 gm.). **Zanzibar a.**, a variety from East Africa.

aloes (al'ōz). See *aloe.*

aloëtic (al-o-et'ik) [L. *aloet'icus*]. 1. Pertaining to or containing aloe 2 A preparation containing aloe

aloëtin (al-o-e'tin) [Gr. ἀλόη aloe]. A yellow, crystalline principle from aloe, also, a medicinal preparation of aloe.

alogia (ah-lo'je-ah) [Gr. α neg. + λόγος word]. Inability to speak, due to a lesion of the nerve substance.

aloin (al'o-in). A purgative glucosid, $C_{16}H_{18}O_7$, from aloe of several varieties, as barbaloin, nataloin, socaloin, and zanaloin. It occurs in the form of fine crystals of extremely bitter taste, soluble in hot water and alcohol. Laxative dose, ½ gr. (0.032 gm.), purgative dose, 2 gr. (0.13 gm.).

alopecia (al-o-pe'she-ah) [Gr ἀλώπηξ fox]. Baldness; deficiency of hair, natural or abnormal. **a. adna'ta,** congenital baldness. **a. area'ta, a. cel'si, a. circumscrip'ta,** baldness occurring in sharply defined patches, leaving the scalp smooth and white: probably due to nervous disturbance. **a. dynam'ica,** alopecia due to destruction of the hair-follicles by ulceration or some other disease process. **a. follicula'ris,** inflammation of the hair-follicles of the scalp, resulting in loss of hair from the affected area. **a. furfura'cea,** a chronic disorder of the scalp, marked by itching, hyperemia, dandruff, and falling out of the hair, which becomes harsh, dry, and without luster· called also *a. pityroides capillitii, pityriasis capitis, seborrhœa capillitii,* and *dandruff.* **a. loca'lis, a. neurit'ica,** a form which occurs in patches in the course of a nerve or at the site of an injury. **a. malig'na,** a severe and persistent form of alopecia. **a. neurot'ica,** a baldness following a nervous disease or injury of the nervous system. **a. orbicula'ris.** Same as *a areata* **a. pityroi'des capillitii.** See *a. furfuracea.* **a. pityroi'des universa'lis,** a rapid general loss of hair in debilitated conditions **a. præmatu'ra, a. præseni'lis, a. sim'plex,** premature baldness. **reflex a.** See *Jacquet's disease,* under *disease.* **a. seni'lis,** the alopecia of old age **a. symptomat'ica,** alopecia occurring after long fevers or in the course of some disease. **a. syphilit'ica,** baldness from syphilis **a. tox'ica,** alopecia occurring during an infectious disease and thought to be caused by the toxins of the disease. **trichophytic a.,** loss of hair secondary to trichophytosis capitis. **a. universa'lis,** a general falling out of the hairs of the body.

alopon (al'o-pon) A proprietary sedative and analgesic, said to be the hydrochlorids of the mixture of alkaloids contained in opium.

aloresinotannol (al''o-res-in o-tan'ol). A principle derivable from various kinds of aloes.

aloxanthin (al-ok-zan'thin). A yellow principle, $C_{15}H_{10}O_8$, derivable from aloes by the action of potassium dichromate.

Alpenstich (ahl'pen-stish) [Ger. "alpine stab"]. Epidemic pneumonia in Alpine valleys.

alpha (al'fah) [Gr α (alpha), the first letter of the Greek alphabet] The letter α or *a* is used as a part of a chemic name to denote the first of a series of isomeric compounds, or the carbon atom next to the carboxyl group. The succeeding letters of the Greek alphabet, beta (β), gamma (γ), delta (δ), etc., are used to name, in order, the succeeding compounds or carbon atoms. **a. angle.** See under *angle.*

alphadichlorisopropylalcohol (al''fah-di-klor-i''so-pro-pil-al'ko-hol). Aleudrin.

alpha-eigon (al-fah-i'gon) A proprietary compound of albumin and iodin with sodium. See *beta-eigon.*

alpha-eucain (al-fah-u-ka'in). See under *eucain.*

alpha-eunol (al-fah-u'nol). A bitter naphthol and eucalyptol preparation· used in skin diseases and surgery as an antiseptic.

alphaglycohepatonicacidlactone (al''fah-gli-ko-hep''at-on-ik-as-id-lak'tōn). Hediosit.

alpha-iodin (al-fah-i'odin). Kendall's name for the supposed active principle of the thyroid secretion, which he afterward discovered and named thyroxin.

alpha-leukocyte (al-fah-lu'ko-sīt). A leukocyte which disintegrates during the coagulation of the blood.

alpha-lobelin. See *lobelin.*

alpha-naphthol (al-fah-naf'thol). A non-official variety of naphthol. See *naphthol.*

alphasol (al'fas-ol). A proprietary antiseptic used in rhinology and laryngology.

alpha-tropein (al-fah-tro'pe-in). A substance derivable from scopolamin and hyoscin.

alphelasma (al-fel-as'mah). Same as *leukoplakia.*

alphitomorphous (al"fit-o-mor'fus) [Gr. ἄλφιτον barley-meal + μορφή form]. Having a mealy appearance: said of certain fungous parasites

alphogen (al'fo-jen). Same as *alphozone.*

alphol (al'fol). Alpha-naphthol salicylate, OH C_6H_4 CO.O $C_{10}H_7$: used as an internal antiseptic and an anodyne in gonorrheal cystitis and acute articular rheumatism. Dose, 5–15 gr. (0.324–0.972 gm.).

alphos (al'fos) [L; Gr. ἀλφός]. A variety of lepra or psoriasis.

alphozone (al'fo-zōn). Succinic dioxid, $(COOH\text{-}CH_2\,CH_2\,CO)_2O_2$, a white, crystalline powder derived from hydrogen dioxid. It is soluble in water, and has been used for disinfection of hands and instruments, also in abscesses, ulcers, etc., and internally as an intestinal antiseptic, stable and non-toxic. It is marketed in powder or in tablets of 1 gr. Used in 1 : 1000 solution.

Alpinia (al-pin'e-ah) [after Prospero *Alpini,* 1553–1617]. A genus of zingiberaceous plants. See *galangal.*

Alquié's operation (al-ke-āz') [Alexis Jacques *Alquié,* surgeon in Montpellier, 1812–1865] See under *operation.*

alsol (al'sol). Aluminum acetotartrate, prepared by mixing 5 parts of basic aluminum acetate with 3 parts of tartaric acid and dissolving in water. This is dried, redissolved, and precipitated with alcohol. Used as a substitute for potassium chlorate, phenol, and corrosive sublimate as an astringent and disinfectant, especially in diseases of the nose and throat. Used in from 0.5–1 per cent. solution.

$Al_2(SO_4)_3.(NH_4)_2SO_4 + 24H_2O$. Alum.

alstonamin (al-sto'nam-in). A crystalline alkaloid from the bark of *Alstonia spectabilis*

Alstonia (al-sto'ne-ah) [after C. *Alston,* 1683–1760]. A genus of apocynaceous trees. *A. schola'ris,* a tree of tropical Asia, affords dita bark

alstonin (al'sto-nin). A white, crystalline alkaloid, $C_{21}H_{20}N_2O_4 + 3\frac{1}{2}H_2O$, from the bark of *Alsto'nia constric'ta.*

Alt. dieb. Abbreviation for L. *alter'nis die'bus,* every other day.

Alt. hor. Abbreviation for L. *alter'nis ho'ris,* every other hour.

altauna (al-taw'nah). An Arabic term for malignant carbuncle, bubo, or endemic ulcer.

alterant (awl'ter-ant). Same as *alterative.*

alterative (awl'ter-āt-iv) [L *altera're* to change]. 1. Reestablishing healthy functions of the system. 2. A medicine that produces a favorable change in the processes of nutrition and repair. The principal alteratives are mercury and mercuric compounds, arsenic, iodin and the iodids, cod-liver oil, gold, iron, and the compounds of sodium and potassium.

Alternaria (al-ter-na're-ah). A genus of the fungi imperfecti with dark colored conidia somewhat resembling Trichophyton. It causes several diseases of plants and has been found in diseases of the lungs in man.

alternating (awl'ter-na-ting). Occurring in regular succession; alternately direct and reversed.

alternation of generations (al-ter-na'shun). Reproduction in which the offspring do not resemble the parent, but like forms are separated by one or more unlike generations

Althæa (al-the'ah) [L.] A genus of malvaceous plants. The root and leaves of *A. officina'lis,* or marshmallow, are demulcent and furnish a mucilage (*mucilago althææ*). Marshmallow syrup (*syrupus althææ*), made from the root, is used as a vehicle in cough medicine

althal (al'thal). A crystalline fatty compound obtained from the sperm whale.

althose (al'thōs). A proprietary expectorant preparation of senega, squill, and codein salicylate.

altisin (al'tis-in). A colorless syrupy alkaloid, $C_{22}H_{41}NO_2$, from the roots of *Aconitum heterophyllum.*

Altmann's fluid, granule, theory (ahlt'manz) [Richard *Altmann,* German histologist, 1852–1900]. See *fluid, granule,* and *theory*

altofrequent (awl'to fre'quent) [L. *al'tus* high + *frequent*]. High frequency. See *high-frequency current,* under *current*

alum (al'um) [L. *alu'men;* gen. *alu'minis*] 1. Aluminum and potassium sulphate, $AlK(SO_4)_2 + 12H_2O$, a colorless, crystalline substance, with astringent and styptic properties, and soluble in water, but insoluble in alcohol. It is used internally as an emetic, and locally in solution in conjunctivitis, laryngitis, leukorrhea, and ulcers, and also as a styptic. Dose, 10–15 gr. (0.666–1 gm.). 2. Any member of a class of double sulphates formed on the type of the foregoing. **ammonia a.,** the double sulphate of aluminum and ammonium: used like the ordinary alum. **ammonioferric a.,** a powerfully styptic alum, sulphate of iron, and ammonium. Dose, 5 to 10 gr. (0.333–0.666 gm.). **burnt a.,** alum exsiccated or dehydrated by heat, a whitish, porous mass used as a styptic or astringent. Dose, 5–30 gr. (0.333–1.944 gm.). **chrome a.,** chromium and potassium sulphate, a violet pigment. **concentrated a., patent a.,** ammonium sulphate, incorrectly called an alum. **exsiccated a.** See *burnt a.* **a.-hematoxylin,** a purple stain, prepared by mixing a solution of hematoxylin in alcohol with a solution of potassium alum in water: used as a tissue stain in microscopy. See *stains, table of.* **iron a.,** iron and potassium sulphate. **Roman a.,** a special make of common alum. **soda a.,** aluminum and sodium sulphate. **a.-whey,** whey made by boiling alum (2 oz.) in milk (1 pint): astringent and hemostatic.

alumen (al-u'men) [L. for *alum*]. **a. exsicca'tum,** dried or burnt alum (q. v.).

alumina (al-u'min-ah). Aluminum oxid, Al_2O_3: found in clay and in many minerals.

aluminated (al-u'm in-a-ted). Charged with alum.

aluminium (al-u-min'e-um) [L.]. Same as *aluminum*

aluminoid (al-u'min-oid). A white, astringent and antiseptic powder.

aluminol (al-u'min-ol). Same as *alumnol.*

aluminosis (al-u-min-o'sis). A form of pneumonoconiosis caused by alum or by clay dust.

aluminum (al-u'min-um). A very light, whitish, lustrous, metallic element, obtainable from clay: specific gravity, 2.67, atomic weight, 27.1: symbol, Al. It is very malleable and ductile, and is used for the manufacture of instruments; also as a base for artificial dentures. **a. acetate,** a compound, $Al_2(OH)_2(C_2H_3O_2)_4$, used in solution as an astringent and antiseptic. **a. acetoglycerate,** used as an astringent and antiseptic in diseases of the nose and throat. **a. acetotartrate.** See *alsol.* **a. and potassium sulphate,** ordinary alum, $Al_2K_2(SO_4)_4$. See *alum.* **a. boroformate,** an antiseptic and astringent, made from boric acid, formic acid, and aluminum hydroxid, $Al_2O_3B(OH)_3.H_2CO_3 + 5H_2O$. **a. borotannate.** See

cutol. **a. borotartrate.** See *boral.* **a. bromid,** a white mass, $AlBr_3$, used as a gargle in diphtheria. **a. carbonate,** a mild antiseptic and styptic, $Al_2(CO_3)_3$. **a. chlorid,** an astringent and deliquescent salt with the formula $AlCl_3 + 6H_2O$, when dried over sulphuric acid. Dose, 5 gr. (0.3 gm). **a. gallate.** See *gallol.* **a. hydrate, a. hydroxid,** a white, tasteless powder, $Al_2(OH)_6$. mildly astringent, and used externally as a drying-powder and internally as an antacid and absorbent. Dose, 3–15 gr. (0.2–1 gm.). **a. lactate.** See *firm.* **a. naphthol disulphonate.** See *alumnol.* **a. nitrate,** a compound, $Al_2(NO_3)_6 + 18H_2O$, used in pruritus vulvæ. **a. oleate,** used as an ointment in burns, ulcers, and diseases of the skin, $(C_{18}H_{33}O_2)_6Al_2$. **a. phenol-sulphonate.** See *sozal.* **a. potassium salicylate.** See *alkasal.* **a. salicylate.** See *salumin* **a. sozoiodolate,** a crystalline compound, $(C_6H_2OH.SO_3I_2)_2Al + 3H_2O$: used as an antiseptic wash in 2 to 3 per cent. solution. **a. sulphate,** an antiseptic and astringent salt, $Al_2(SO_4)_3 + 16H_2O$: antiseptic and astringent in 5 per cent. solution and in stronger solution as a caustic. **a. sulphocarbolate.** See *sozal.* **a. tannate.** See *tannal.*

alumnol (al-um'nol). Aluminum beta-naphthol disulphonate, $[OH.C_{10}H_5(SO_2O)_2]_3Al_2$, a white or reddish powder, soluble in cold water, slightly soluble in alcohol, and insoluble in ether. It is used as an astringent and antiseptic in gonorrhea, endometritis, and purulent wounds in 0.5–5 per cent. solution.

alumozal (al-um'o-zal). A basic salicylate of aluminum used as an intestinal antiseptic.

alundum (al-un'dum). Electrically fused alumina, used in making laboratory appliances which are to be subjected to intense heat.

aluvine (al'u-vīn). An organic amino compound of aluminum. used intravenously in syphilis

Alv. adst. Abbreviation for L. *al'vo adstric'ta,* when the bowels are constipated

Alv. deject. Abbreviation for L. *al'vi dejectio'nes,* alvine dejections.

Alvegniat's pump (ahl-ven-yahz'). A mercurial air-pump for extracting gases from the blood.

alveloz (al'vel-oz) [Sp.] A tree of tropical America, *Euphor'bia heterodox'a:* its juice has been recommended for lupus and cancer Dose, 15–30 min (1–2 c.c.).

alveobronchiolitis (al"ve-o-brong-ke-o-li'tis). Inflammation of the bronchioles and alveoli of the lungs; bronchopneumonia

alveolar (al-ve'o-lar) [L. *alveola'ris*]. Pertaining to an alveolus.

alveolectomy (al"ve-o-lek'to-me) [*alveolus* + Gr. ἐκτομή excision] The operation of excising a piece of the alveolar process

alveoli (al-ve'o-li). Plural of *alveolus.* **a. denta'les,** the tooth sockets. **a. pulmo'num.** See *alveolus,* 3d def.

alveolitis (al-ve-o-li'tis). Inflammation of an alveolus, as of a tooth. See *pyorrhœa alveolaris.* **chronic spatic a., phagedenic pericemental a.,** pyorrhea alveolaris.

alveoloclasia (al-ve"o-lo-kla'se-ah) [*alveolus* + Gr. κλάσις breaking]. Disintegration or absorption of the inner wall of a tooth alveolus, causing looseness of the teeth

alveolocondylean (al-ve"o-lo-kon-dil'e-an). Pertaining to the alveolus and condyle

alveolodental (al-ve"o-lo-den'tal). Pertaining to a tooth (or teeth) and to a socket (or sockets).

alveololabial (al-ve"o-lo-la'be-al). Pertaining to the alveolar processes and the lips.

alveololingual (al-ve"o-lo-ling'wal). Pertaining to the alveolar processes and the tongue.

alveolonasal (al-ve"o-lo-na'sal). Pertaining to the alveolar point and the nasion.

alveolotomy (al"ve-o-lot'o-me) [*alveolus* + Gr. τομή a cut]. Incision into a tooth alveolus.

alveolus (al-ve'ol-us), pl. *alve'oli* [L.]. 1. A tooth-socket; the cavity in the maxillary process of the jaw in which the root of a tooth is fixed. 2. The acinus of a gland. 3. An air-sac of the lungs formed by terminal dilatations of the bronchioles. 4. Any one of the honey-comb cells of the gastric mucous membrane.

alveus (al've-us) [L. "a trough"]. A trough or a canal; a layer of white matter on the ventricular surface of the hippocampus containing the association fibers which connect the hippocampus with the gyrus hippocampi. **a. ampulles'cens,** the dilated part of the thoracic duct at the receptaculum chyli. **a. commu'nis,** the utricle of the ear. **a. hippocam'pi,** the layer of medullary matter in the brain covering the hippocampus major.

alvine (al'vīn) [L. *alvi'nus*]. Pertaining to the belly or intestines.

alvonal (al'vo-nal). A sterile 50 per cent. solution of glucose for intravenous injection in the exhaustion (hypoglycemia) of labor.

alvus (al'vus) [L.]. The belly with its contained viscera.

alymphia (ah-lim'fe-ah) [Gr. α neg. + L. *lym'pha* lymph] Deficiency or absence of the lymph.

alymphopotent (ah-lim'fo-po-tent) [Gr. α neg. + *lymphoid* + L. *po'tens* able] Incapable of producing lymphocytes or lymphoid cells.

alypin (al-i'pin). The hydrochlorid of benzoxy-dimethylamino-methyl-dimethylaminobutane, $CH_3.CH_2C(C_6H_5COO)[CH_2N(CH_3)_2]CH_2N(CH_3)_2HCl$. It is a white, crystalline powder, odorless, and having a bitter taste, and is soluble in water, alcohol, and chloroform. It is used as a local anesthetic, especially in eye operations. Locally it is used in a 10 per cent. solution, for the eye, in 1 to 2 per cent. solutions, and hypodermically, in 1 to 4 per cent. solutions.

Alzheimer's disease or **sclerosis** (alz'hi-merz) [Alois *Alzheimer,* German neurologist, 1864–1915]. See under *sclerosis.*

A. M. Abbreviation for *Meter-angle* and *Ampere-meter.*

Am. A symbol for ammonium, NH_4.

am. A symbol for *myopic astigmatism,* for *meter-angle,* and for *ametropia.*

A. M. A. Abbreviation for *American Medical Association.*

ama (a'mah), pl. *a'mæ* [L.]. An enlargement of a semicircular canal of the internal ear at the end opposite the ampulla.

amaas (am-ah-as). A specific contagious eruptive fever of South Africa, resembling smallpox, being probably a mitigated form of that disease. Similar conditions in other countries are called alastrim, Cuban itch, glass pox, Kaffir pox, milk pox, paravariola, pseudosmallpox, pseudovariola, Samoa pox, Sauaga pox, variola-alastrim, and white pox.

amacratic (am-ak-rat'ik) [Gr. ἅμα together + κράτος strength]. Same as *amasthenic.*

amacrinal (am-ak'rin-al). Of the nature of amacrines.

amacrine (am-ak'rin) [Gr. α neg. + μακρός long + ἴς, ἰνος fiber]. 1. Having no long processes. 2. Any one of a group of branched retinal structures regarded as modified nerve-cells.

amadou (am'ah-doo) [Fr.]. Touchwood or punk; the fungus *Bole'tus igniа'rius* which grows on old trees, and is used as a wound dressing and as a hemostatic. **sheet a.,** a preparation of amadou used as a dressing for bed-sores.

amakebe (am-ak-e'be). A disease affecting calves in Uganda, due to a parasite, *Theile'ria par'va,* which is transmitted by the bite of a tick, *Rhipiceph'alus appendicula'ris.*

amalgam (am-al'gam) [anagram of Gr. *μάλαγμα* a soft mass]. Any alloy of mercury with another metal. Amalgams are distinguished as binary, ternary, quaternary, etc., according as they contain two, three, or four metals. **dental a.**, an amalgam of silver, tin, and mercury used for filling teeth. Gold, platinum, etc, are sometimes added.

amalgamate (am-al'gam-āt). To unite a metal in an alloy with mercury; to form an amalgam.

amalgamation (am-al-gam-a'shun). The formation of an amalgam.

amalgamator (am-al'gam-a-tor). An apparatus for securing rapid amalgamation of an alloy with mercury.

amandin (am'an-din). A protein from the almond nut.

Amanita (am-an-i'tah) A genus of mushrooms. *A. musca'ria*, the fly agaric, a poisonous mushroom. *A. phalloi'des*, the white or deadly amanita; a very poisonous mushroom. *A. rubes'cens*, a species considered edible. It contains a powerful hemolysin.

amanitin (ah-man'it-in). A poisonous alkaloid, identical with cholin, from fly agaric; also a poisonous glucosid from the various mushrooms, especially from *Amanita phalloides*.

amanitotoxin (am-an-it-o-toks'in). A poisonous principle or toxin from *Amani'ta phalloi'des*. It differs from phallin in being more resistant to heat and to the action of pepsin and pancreatmin.

amara (am-a'rah) [L. pl.]. Bitters (q. v.).

amaranth (am'ar-anth) A red azo dye, $C_{10}H_6(SO_2ONa).N.N.C_{10}H_4(SO_2.ONa)_2OH$, used as a food color.

amaril (am'ar-il) [Sp. *amaril'lo* yellow]. The poison generated by the *Bacil'lus icteroi'des*, and believed to be active in inducing yellow fever.

amarillic (am-ar-il'ik). Pertaining to amaril.

amarin (am'ar-in) [L. *ama'rus* bitter]. A poisonous, crystalline base, triphenyl dihydroglyoxalin, $(C_6H_5)_2(CNH)_2CHC_6H_5$, from oil of bitter almonds, and also prepared artificially.

amaroid (am'ar-oid). A bitter principle; a general name for vegetable extractives other than alkaloids and glucosids.

amaroidal (am ar-oi'dal). Somewhat bitter; also resembling a bitter in properties.

amarol (am'ar-ol). Same as *ingestol*.

amarthritis (am-ar-thri'tis) [Gr. *ἅμα* together + *ἄρθρον* joint] Inflammation of several joints at the same time.

amasesis (am-as-e'sis) [Gr. *α* priv. + *μάσησις* chewing]. Inability to chew the food.

amasthenic (am-as-then'ik) [Gr. *ἅμα* together + *σθένος* strength]. Bringing the chemic rays of light into one focus said of a lens.

amastia (ah-mas'te-ah) [Gr. *α* priv. + *μαστός* breast]. Absence of the mammæ.

amativeness (am'at-iv-nes) [L. *ama're* to love] Normal sexual desire

Amato bodies (ah-mah'to). See under *body*.

amatol (am'at-ol). A war explosive, being a mixture of trinitrotoluene and ammonium nitrate.

amatory (am'at-o-re) [L. *amato'rius*]. Pertaining to love or sexual desire.

amaurosis (am-aw-ro'sis) [L. from Gr *ἀμαυρόειν* to darken]. Blindness (Hippocrates), especially blindness occurring without apparent lesion of the eye, from disease of the optic nerve, retina, spine, or brain. **albuminuric a.**, that which is due to renal disease. **Burns' a.**, postmarital amblyopia. **cat's eye a.**, blindness of one eye, with bright reflection from the pupil, as from the tapetum of a cat (Beer). **cerebral a.**, that which is due to cerebral or brain disease. **congenital a.**, that which exists from birth. **diabetic a.**, that which is associated with diabetes. **hysteric a.**, that which is associated with hysteria. **intoxication a.**, amaurosis caused by some systemic poison, as alcohol or tobacco. **a. partia'lis fu'gax**, sudden transitory partial blindness with scotomas, scintillations, vertigo, nausea, and headache **reflex a.**, that which is caused by the reflex action of a remote irritation. **saburral a.**, that which occurs in an attack of acute gastritis. **uremic a.**, an amaurotic condition sometimes attendant on nephritis.

amaurotic (am-aw-rot'ik). Pertaining to or of the nature of amaurosis.

amaxophobia (ah-mak-so-fo'be-ah) [Gr *ἅμαξα* car + *φόβος* fear]. Insane dread of being in a carriage.

amazia (ah-ma'ze-ah) [Gr. *α* priv. + *μαζός* breast]. Congenital absence of the mammary gland.

amazon (am'az-on) [Gr. *α* priv. + *μαζός*] A person in whom the breast is lacking.

Ambard's constant or **formula** (ahm-barz') [Leo *Ambard*, contemporary physician in Paris]. See under *formula*.

amber (am'ber) [L *suc'cinum*]. A yellowish fossil resin, the gum of several species of coniferous trees, found in the alluvial deposits of northeastern Prussia. Its volatile oil is rubefacient, antispasmodic, and stimulant. Dose of oil (*o'leum succ'ini*), 5–10 min. (0.333–0.666 c.c.).

ambergris (am'ber-gris) [L. *am'bra gris'ea* gray amber] A gray substance from the sperm-whale's intestines used as a perfume and as a stimulant in low fevers, chronic catarrh, hysteria, and other nervous affections. Dose, 1–3 gr (0.065–0.198 gm).

Amberg's lateral sinus line (am'bergs) [Emil *Amberg*, surgeon in Detroit]. See under *line*.

ambidexter, ambidextrous (am-bid-ek'ster, am-bid-ek'strus) [L. *am'bi-* on both sides + *dex'ter* right-handed]. Able to use either hand effectively.

ambidexterity, ambidextrism (am"be-deks-ter'-it-e, am-be-deks'trizm). Ability to use either hand equally well.

ambilateral (am-be-lat'er-al) [L. *am'bi-* both + *la'tus* side] Pertaining to or affecting both sides.

ambilevous (am-be-le'vus) [L *am'bi* on both sides + *læ'vus* left-handed]. Not having skill in the use of either hand.

ambiopia (am-be-o'pe-ah) [L]. See *diplopia*.

ambisinistrous (am-be-sin-is'trus) [L. *am'bi-* on both sides + *sinis'ter* left] Same as *ambilevous*.

ambivalence (am-biv'al-ens). Bleuler's name for the tendency of some patients to give expression equally to opposing impulses.

ambivalent (am-biv'al-ent) [L. *ambi* on both sides + *va'lens* powerful]. Having equal power in two contrary directions.

amblyacusia (am-ble-ak-oo'se-ah) [Gr. *ἀμβλύς* dull + *ἀκοῦσις* hearing]. Dulness of hearing.

amblyaphia (am-ble-a'fe-ah) [Gr. *ἀμβλύς* dull + *ἁφή* touch]. Bluntness or dulness of the sense of touch

amblychromasia (am"ble-kro-ma'ze-ah). The condition of staining faintly or of having little chromatin.

amblychromatic (am-ble-kro-mat'ik) [Gr. *ἀμβλύς* dull + *χρῶμα* color]. Feebly staining.

amblygeustia (am-ble-jūs'te-ah) [Gr. *ἀμβλύς* dull + *γεῦσις* taste] Dulness of the sense of taste.

amblykusis (am-ble-ku'sis) [Gr. *ἀμβλύς* dull + *ἀκούειν* to hear]. Dulness of hearing.

Amblyomma (am-ble-om'ah). A genus of ticks. **A. america'num**, the lone star tick of the southern United States, particularly Texas and Louisiana. **A. cajennen'se**, a particularly obnoxious species of tropical America. **A. hebræ'um**, an African species which transmits a disease

of sheep and goats known as "heart water" as well as the "tick-bite fever" of man. It is called the bont tick **A. macula'tum** is found on the Gulf Coast. **A. tubercula'tum,** a species found in Florida **A. variega'tum,** a species which carries the same infection as *A. hebræum.*

amblyopia (am-ble-o'pe-ah) [Gr ἀμβλύς dull + ὤψ eye] Dimness of vision from imperfect sensation of the retina and without organic lesion of the eye. **a. alcohol'ica,** impairment of the vision as a result of alcohol poisoning. **arsenic a.,** disturbance of vision due to the use of arsenic. **astigmatic a.,** amblyopia due to imperfect development of the finer elements of the retina. **color a.,** color-blindness. **crossed a.,** that which affects one eye, with hemianesthesia of the same side. **a. ex anop'sia,** that which results from long disuse; argamblyopia. **hysteric a.,** a form due to hysteria. **nocturnal a.,** abnormal dimness of vision at night. **postmarital a.,** that which is caused by sexual excess. **quinin a.,** amblyopia following large doses of quinin. It is due to anemia of the retina. **reflex a.,** that which results from peripheral irritation **toxic a.,** amblyopia due to poisoning, as from tobacco or alcohol. **traumatic a.,** amblyopia due to injury. **uremic a.,** loss of visual power sometimes seen during a uremic attack.

amblyopiatrics (am-ble-o-pe-at'riks) [*amblyopia* + Gr. ἰατρικός healing]. The therapeutics or treatment of amblyopia.

amblyoscope (am'ble-o-skop) [*amblyopia* + σκοπεῖν to view] An instrument for training an amblyopic eye to take part in vision.

ambo (am'bo). Same as *ambon.*

amboceptoid (am-bo-sep'toid). A modified amboceptor which has lost its cytophilic power.

amboceptor (am-bo-sep'tor) [L *am'bo* both + *cap'ere* to take]. A substance supposed to be found in the blood-serum, and serving as one of the active elements in cytolysis, the other element being the complement (Ehrlich and Morgenroth). It serves to connect the invading cell with the complement, being composed of two elements, the *cytophile* group, which has an affinity for the cell, and a *complementophile* group, which has an affinity for the complement. The amboceptor normally present in serum is called *natural a* ; that which is produced by inoculation of foreign cells is called *immune a* Called also *immune body, intermediary body, copula, sensitizer, desmon, philocytase, preparative, preparator, fixative,* and *fixator.* See *Ehrlich's side-chain theory,* under *theory.* **bacteriolytic a.,** an amboceptor that takes part in bacteriolysis **Bordet's a.,** an alexin-fixing amboceptor. **hemolytic a.,** an amboceptor which takes part in hemolysis

amboceptorgen (am-bo-sep'tor-jen) A free receptor giving rise to amboceptors

ambomalleal (am-bo-mal'e al). Pertaining to the incus and the malleus; as, the *ambomalleal* articulation.

ambon (am'bon). The edge of the sockets in which the heads of long bones are lodged.

Amboyna button (am-boi'nah). Same as *frambesia.*

ambrain, ambrein (am-bra'in, -bre'in). Same as *ambrin.*

ambrin, ambrine (am'brin). 1. A white crystalline fatty substance resembling cholesterin. It is the chief constituent of ambergris. 2. A proprietary preparation of paraffin, rosin, and wax used as a dressing in the treatment of extensive burns and in rheumatic disorders, introduced by Barthe de Sandfort (1913).

Ambrosia (am-bro'zhe-ah) [L and Gr., from ἄμβροτος immortal]. A genus of composite-flowered plants. *A. artemisiæfo'lia,* the common ragweed, and *A. trif'ida,* the giant ragweed, have been employed as anthelmintics and febrifuges. Their pollens cause hay-fever.

ambrosin (am-bro'sin). A substance contained in the pollen of rag-weed (*Ambrosia*), which is probably the cause of autumnal hay-fever.

ambrosterol (am-bros'te-rol). A phytosterol, $C_{20}H_{34}O$, with a melting-point of 147° to 149° C., found in the pollen of *ambrosia.*

ambulance (am'bu-lans) [Fr.]. A wagon for conveying the sick and wounded. **a. company,** an organization of hospital corps privates and noncommissioned officers whose duties are to administer first aid, evacuate the wounded in battle, and carry out the details of military hygiene in camp or at posts.

ambulant, ambulatory (am'bu-lant, am'bu-la-to-re) [L. *am'bulans* walking]. Walking or able to walk, not confining the patient to bed.

ambustion (am-bust'yun) A burn or scald.

ameba (am-e'bah) pl *amebæ* [L. from Gr. ἀμοιβή change]. A minute one-celled protozoan animal organism; also a genus (*Amœba*) of such organisms. An ameba is a single-celled nucleated mass of protoplasm which is constantly changing its shape by extending from its circumference processes of protoplasm called pseudopodia. By these processes it moves about and also absorbs nourishment. The following amebæ are parasitic in man: *Entamœba coli, Entamœba histolytica, Entamœba gingivalis, Dientamœba fragilis, Endolimax nana,* and *Iodamœba Buetschlii* **artificial a.,** combinations of chemicals which behave somewhat like living amebæ. For example, a drop of mercury will move toward a crystal of potassium dichromate if both are near each other in dilute nitric acid; a drop of clove oil in a mixture of alcohol and glycerol will show ameboid motion, and a drop of chloroform in water will engulf a piece of glass coated with shellac and eject it after the shellac has dissolved off **coprozoic a.,** free-living amebæ, mostly of the limax type, sometimes found in human feces and characterized by the fact that they grow readily on artificial media They may gain access after the feces are passed or they may pass through the intestinal tract. There are four genera Dimastigamœba, Hartmanella, Sappinia, and Vahlkampfia

amebacidal (am-e-bas-i'dal) [See *amebacide*]. Destructive to amebæ.

amebacide (am-e'bas-id) [*ameba* + L. *cæ'dere* to kill]. Destructive to amebæ; also an agent destructive to amebæ.

amebadiastase (am-e"ba-di'as-tās). An intracellular enzyme found in amebæ which digests the bacteria engulfed by the latter.

amebiasis (am-e-bi'as-is). The state of being infected with amebæ. **intestinal a.** See *amebic dysentery,* under *dysentery.*

amebic, amœbic (am-e'bik). Pertaining to, or of the nature of, an ameba.

amebicide (am-eb'is-id) [*ameba* + L. *cæ'dere* to kill]. 1. Destructive to amebæ. 2. An agent that destroys amebæ.

amebiform (am-e'bi-form). Shaped like or resembling an ameba.

amebiosis (am-e-bi'os-is). Infection with amebæ.

amebism, amœbism (am'e bizm). Invasion of the system with amebæ.

amebocyte, amœbocyte (am-e'bo-sīt) [*ameba* + Gr. κύτος cell] An ameba-like cell, frequently containing granules, found among the tissues of various invertebrate animals.

amebocytogenous (am-e"bo-si-toj'en-us). Producing or caused by amebocytes.

amebodiastase (am-e-bo-di'as-tās). A proteolytic enzyme extracted from the bodies of protozoa.

ameboid (am-e'boid) [Gr. ἀμοιβή change + εἶδος like]. Resembling an ameba in form or in movements.

ameboididity (am-e-boi-did'it-e). The power of moving by means of ameboid movements.

ameboidism (am-e'boi-dizm). The condition, sometimes shown by nerve-cells, of performing ameboid movements.

amebula, amœbula (am-e'bu-lah) [dim. of L. *amœba*]. A swarm spore of a protozoan having pseudopodia as the spore of the malarial parasite after it has entered the red blood-corpuscle and become amebiform Called also *pseudopodiospore*

ameburia, amœburia (am-e-bu're-ah) [L *amœ'ba* + Gr. *οὖρον* urine] The discharge or presence of ameb.e in the urine.

amelia (am-e'le-ah) [Gr *α* priv. + *μέλος* limb]. Absence of the limbs

amelification (am el-if ik-a'shun) [Old Fr. *amel* enamel + L. *fa'cere* to make]. The development of enamel-cells into enamel.

amelioration (am-e-le-o-ra'shun) [L. *ad* to + *me'lior* better]. Improvement, as of the condition of a patient.

ameloblast (am-el'o-blast) [Old Fr *amel* enamel + Gr *βλαστός* germ]. One of the group of cells from which the dental enamel is developed; an enamel-cell The ameloblasts cover the papilla of the enamel-organ Called also *adamantoblast.*

amelodentinal (am"el-o-den'tin-al). Pertaining to the enamel and dentin of a tooth.

amelus (am'el-us) [Gr. *α* priv. + *μέλος* limb]. A monstrosity without limbs.

amenia (am e'ne ah) [Gr. *α* neg. + *μήν* month]. Absence of the menses.

amenomania, amœnomania (am-e-no-ma'ne-ah) [L. *amœ'nus* pleasant + *mania*]. Insanity with agreeable hallucinations

amenorrhea, amenorrhœa (am-en-or-e'ah) [Gr. *α* neg + *μήν* month + *ῥοία* flow]. Absence or abnormal stoppage of the menses **primitive a.**, a condition in which the menstruation has not appeared at the proper time. **secondary a.**, arrest of the menses after they have once existed.

amenorrheal (am-en-or-e'al) Pertaining to amenorrhea

ament (a'ment) [Gr *α* neg + L. *mens* mind]. An idiot, a person with no mind.

amentia (ah-men'she-ah) [Gr. *α* priv. + L. *mens* mind] 1 Absence of the intellect; idiocy. 2. A mental disorder characterized by mental confusion of varying degree, sometimes so severe as to approach stupor; called also *confusion* and *confusional insanity* **a. agita'ta**, amentia attended by great excitement and continuous hallucinations. **a. atton'ita**, amentia marked by stupor, immobility, and indifference. **a. occul'ta**, mild melancholia with sudden violent actions. **a. paranoi'des**, amentia with mild symptoms. **Stearn's alcoholic a.**, a form of temporary alcoholic insanity marked by less emotional disturbance than delirium tremens, but of longer duration and characterized by greater mental clouding and amnesia.

amenyl (am'en il). A methylhydrastimid allied to hydrastin, recommended as an emmenagogue. Dose, 1 gr (0 065 gm).

amerisia (ah-me ris'e-ah) [Gr. *α* priv. + *μερίξειν* to divide] Inability to articulate words in speaking or writing. A form of aphasia (Heveroch, 1914).

amerism (am'er-izm) [Gr. *α* neg. + *μέρος* part]. The quality of not splitting into segments or fragments.

ameristic (ah-mer-is'tik) [Gr. *α* priv. + *μεριστός* divided]. Not split into segments.

ametabolon (ah-met-ab'o-lon). An animal which develops without undergoing metamorphosis

ametachromophil. ametachromophile (ah-met-ah-kro'mo-fil, -fīl). Orthochromophil.

ametamorphosis (ah-met-ah-mor-fo'sis). Undue activity of thought leading to a condition of mental absorption and abstraction.

ametaneutrophil, ametaneutrophile (ah-met-ah-nu'tro-fil, -fīl). Orthoneutrophil.

ametria (ah-me'tre-ah) [Gr. *α* neg. + *μήτρα* uterus]. Congenital absence of the uterus.

ametrohemia (ah-me-tro-he'me-ah) [Gr. *α* neg. + *μήτρα* womb + *αἷμα* blood]. Lack of uterine blood-supply.

ametrometer (ah-met-rom'et-er) [*ametropia* + Gr. *μέτρον* measure] An instrument for measuring the degree of ametropia.

ametropia (ah-met-ro'pe-ah) [Gr. *ἄμετρος* irregular + *ὤψ* eye]. Imperfection in the refractive powers of the eye, so that images are not brought to a proper focus on the retina, producing hypermetropia, myopia, or astigmatism. **axial a.**, ametropia due to lengthening of the eyeball on the optic axis **curvature a.**, ametropia due to variations in the curvature of the surface of the eye.

ametropic (am-et-rop'ik). Affected with or pertaining to ametropia.

Amh. An abbreviation for *mixed astigmatism with myopia predominating.*

amianthinopsy (am-e-an'thin-op se) [Gr. *α* priv. + *ἰάνθινος* violet + *ὄψις* vision] Violet-blindness; inability to perceive violet-colored rays.

amianthoid (am-e-an'thoid) Having the appearance of asbestos, a term applied to certain fibers seen in degenerated costal and laryngeal cartilage.

amic (am'ik). Relating to, or derived from, ammonia. The *amic acids* are the amido derivatives of the inorganic acids.

amicrobic (ah-mi-kro'bik) [Gr. *α* neg. + *microbe*]. Not caused by microbes.

amicron, amicrone (ah'mi-kron). A colloid particle about 10^{-7} cm. in diameter Such particles are invisible even with the ultramicroscope.

amicroscopic (ah-mi-kro-skop'ik). Too small to be observed by the ultramicroscope.

amid, amide (am'id) [*ammonia* + *id*]. Any compound derived from ammonia by substituting an acid radical for hydrogen. **primary a.**, ammonia in which one atom of hydrogen has been substituted **secondary a.**, ammonia in which two atoms of hydrogen have been substituted; an imid.

amidase (am'id-ās). A deamidizing enzyme.

amidin, amidine (am'id-in) [Fr. *amidon* starch]. 1 One of the constituents of starch granules—the portion that is soluble in water. 2. Any one of a group of derivatives of the amids in which the carbonyl oxygen is replaced by the imid group. **insoluble a., tegumentary a.**, the cellular lining of a starch granule, amylin.

amido-. Same as *amino-*.

amido-acetal (am-id-o-as'e-tal). A highly poisonous substance. $NH_2\,CH_2.CH(OC_2H_5)_2$, which acts by paralyzing the respiratory center.

amido-acid (am id-o-as'id). Same as *amino-acid.*

amido-azotoluene (am"id-o-a"zo-tol'u-ēn). A reddish-brown powder, $CH_3.C_6H_4\,N_2.C_6H_3\,CH_2.NH_2$, derived from scarlet red: used in an 8 per cent. ointment to stimulate the growth of epithelium.

amidocephalin (am-id-o-sef'al-in). A form of cephalin found in the brain substance.

amidogen (am'id-o-jen) The hypothetic radical, NH_2, found in amido-compounds.

amidohexose (am"id-o-hek'sōs). A hexose combined with the amido-group NH_2.

amidol (am'id-ol) A salt of diaminophenol, $(NH_2)_2$-C_6H_3OH, a photographic developer and hair-stain. It may produce eczema and scalp irritation.

amidomyelin (am-id-o-mi'el-in). A base, $C_{44}H_{92}$-N_2PO_{10}, from the brain substance; also any member of the group to which it belongs.

amidopurin (a"mid-o-pu'rin). Same as *adenin.*

amidopyrin (am"id-o-pi'rin). Pyramidon; an antipyretic and anodyne, dimethyl-amino-phenyl dimethyl pyrazolon, $C_6H_5\,N(CO.CH)\,N(CH_3).C$-

$(CH_3).N(CH_3)$. It is used in rheumatism, neuritis, tuberculosis, and colds. Dose, 5–6 gr. (0.3 0.4 gm.).

Amidos'tomum an'seris. A round worm parasitic in the mucous membrane of the intestinal tract of geese, particularly underneath the cuticle of the gizzard. Called also *Strongylus nodularis* and *gizzard worm.*

amidoxim, amidoxime (am-id-ok'sim). Any one of a class of compounds formed from the amidins by substituting hydroxyl for a hydrogen atom of the amido group.

amidulin (am-id'u-lin). The granulose of starch freed from its envelop of amylocellulose by the action of hydrochloric acid, soluble starch.

amigrin (ah-mi'grin). Magnesium acetylorthoxybenzoate.

amimia (ah-mim'e-ah) [Gr. *α* neg. + *μῖμος* mimic]. Loss of the power of expression by the use of signs or gestures **amnesic a.**, a condition in which gestures can be made, but their meaning cannot be remembered. **ataxic a.**, absolute loss of the power of making signs.

amin (am'in). Any member of a group of chemic compounds formed from ammonia by replacing hydrogen with an alcohol radical. The amins combine with acids to form salts, and are distinguished as *primary, secondary,* and *tertiary,* according as one, two, or three hydrogen atoms are replaced. The amins include allylamin, amylamin, ethylamin, methylamin, phenylamin, propylamin, and many other compounds.

amino- (am'in-o). A prefix in chemic names, indicating that the substance represented by the latter part of the name is modified by the substitution of the radical NH_2 for hydrogen.

amino-acid (am"in-o-as'id). An organic acid in which one or more hydrogen atoms have been replaced by the amino group NH_2. The amino-acids are the building-stones of the protein molecule

amino-acidemia (am"in-o-as-id-e'me-ah) [*amino-acid* + Gr. *αἷμα* blood]. Presence of amino-acids in the blood.

amino-aciduria (am"in-o-as-id-u're-ah) [*amino-acid* + Gr. *οὖρον* urine]. Presence of amino-acids in the urine.

amino-azotoluol (am"in-o-a-zo-tol'u-ol) A red, crystalline solid, $CH_3.C_6H_4.N_2.C_6H_2(CH_3)NH_2$ used to stimulate epithelial growth.

aminobenzene (am"in-o-ben'zēn). See *anilin.*

aminoform (am-in'o-form). Same as *urotropin.*

aminol (am'in-ol). An antiseptic and deodorant liquid with a strong fishy odor, derived from the methylamin of herring-brine.

aminolipin (am-i-no-li'pin). Any one of a class of fatty substances containing amino nitrogen and fatty acids.

aminolysis (am-in-ol'is-is) [*amin* + Gr. *λύσις* dissolution]. The decomposition of a substance involving the rearrangement of ammonia elements.

aminomyelin (am-in-o-mi'el-in). A phosphatid, $C_{44}H_{82}N_2PO_{10}$, from brain substance.

aminosis (am-in-o'sis). The pathologic production of amino-acids in the body.

aminosuria (am"in-o-su're-ah) [*amin* + Gr. *οὖρον* urine]. The presence of amins in the urine.

amitosis (am-it-o'sis) [Gr. *α* priv. + *μίτος* thread]. Direct cell division; cell division by simple cleavage of the nucleus without the formation of spireme spindle figure or chromosomes.

amitotic (am-it-ot'ik). Of the nature of amitosis; not occurring by karyokinesis.

ammeter (am'e-ter) [*ampere* + Gr. *μέτρον* measure]. An instrument for measuring electric currents in peres.

p-aciduria (am"o-as-id-u're-ah). Presence mmonia and amino-acids in the urine.

monemia (am-o-ne'me-ah). See *ammoniemia.*

ammonia (am-o'ne-ah) [named from Jupiter *Ammon,* near whose temple in Libya it was formerly obtained]. A colorless alkaline gas, NH_3, of a penetrating odor, and soluble in water, forming ammonia-water (*aʹqua ammoʹniæ*). Ammonia preparations are antacids and stimulants in acidity of the stomach, headache, hysteria, etc Dose of aqua ammoniæ, 5–30 min. (0.333–2 c.c.), of mistura ammoniæ, 4–8 dr. (16–32 c.c.); of spiritus ammoniæ, 5–30 min. (0.333–2 c.c.); of spiritus ammoniæ aromaticus, 15–60 min. (1–4 c.c.). **a. hemate,** a compound of ammonia and hematein, used as a violet-black stain for microscopic specimens.

ammoniac (am-o'ne-ak) [L. *ammoniʹacum*]. A fetid gum-resin, stimulant and expectorant, from a Persian umbelliferous plant, *Dorēʹma ammoniʹacum,* used in bronchitis and asthma Ammoniac plaster and plaster of ammoniac and mercury are used as counterirritants in pleurisy and rheumatism. Dose of mistura ammoniaci, ½–1 fl oz. (30–60 c.c.).

ammoniacal (am-o-ni'ak-al). Containing ammonia.

ammoniated (am-o'ne-a-ted). Combined with ammonia.

ammoniemia (am-o-ne-e'me-ah) [L. *ammoʹnia* + Gr *αἷμα* blood] An abnormal condition marked by the presence of ammonia or its compounds in the blood.

ammonio-. A prefix indicating combination with ammonium. **a.-ferric sulphate.** See under *iron.* **a.-silver nitrate albuminose.** See *hegonon.*

ammonirrhea (am-o-nir-e'ah) [*ammonia* + Gr. *ῥοία* flow]. The excretion of ammonia by the urine or sweat.

ammonium (am-o'ne-um). The hypothetic radical, NH_4, of ammonia It forms salts analogous to those of the alkaline metals These are stimulant to the heart and respiration. **a. acetate,** a compound, $NH_4C_2H_3O_2$, used as a diaphoretic and refrigerant. **a. acetate, solution of,** the so-called spirit of Mindererus. Dose, 1–8 dr. (4–32 c.c.). **a. arsenate,** a crystalline compound, $(NH_4)_2HAsO_4$, used in aqueous solution in skin diseases Dose, $\frac{1}{10}$ gr (0.003 gm.) **a. arsenite,** NH_4AsO_2, used like ammonium arsenate **a. benzoate,** a white, crystalline salt, $C_6H_5.CO.ONH_4$, stimulant and diuretic. Dose, 5–15 gr. (0.333–1 gm.). **a. biborate,** a salt useful in renal and vesical diseases. Dose, 10–20 gr. (0.666–1.333 gm.). **a. bicarbonate,** a crystalline compound, $(NH_4)HCO_3$, stimulant and antacid. **a. borate,** a compound, $2(NH_4HB_2O_4)3H_2O$, used in catarrh of the bladder and stone. Dose, 10–20 gr. (0.6–1.3 gm.). **a. bromid,** a crystalline compound, NH_4Br: used like potassium bromid in epilepsy, delirium, rheumatism, and whooping-cough. It is more stimulant than potassium bromid. Dose, 5–20 gr. (0.333–1.333 gm.). **a. camphorate,** a crystalline substance, $C_{10}H_{15}ONH_4$. Sedative dose, 2–4 gr. (0.133–0.266 gm.). **a. carbamate,** a compound, $CO(NH_2)ONH_4$. It is said that the periodic accumulation of this compound in the blood causes epileptic attacks. **a. carbonate,** a white salt, $NH_4HCO_3.NH_4NH_2CO_2$, a valuable stimulant and expectorant in bronchitis, pneumonia, etc., and a heart stimulant in adynamic states Dose, 3–10 gr. (0.2–0.666 gm.). **a. chloraurate,** a salt of gold, NH_4AuCl_4: recommended in disorders of menstruation Dose, $\frac{1}{10}$ gr. (0.006 gm.). **a. chlorid,** sal ammoniac, a white, crystalline body, NH_4Cl, a stimulant, resolvent, and expectorant: used in bronchitis, in neuralgia, rheumatism, and in dysmenorrhea and amenorrhea Dose, 1–20 gr. (0.066–1.333 gm.). **a. cyanate,** a salt isomeric with urea and which changes into urea on heating, $NH_4.CNO$. **a. embelate,** a crystalline salt, $C_9H_{13}O_2.NH_4$: used as a teniafuge. Dose, 5–10 gr. (0.333–0.666 gm.). **a. fluorid,** NH_4F,

recommended for enlargement of the spleen and as an antiperiodic and antipyretic. Used in a solution of 4 grains to the ounce. **a. hemate.** See under *ammonia*. **a. hypophosphite,** a proprietary preparation, $NH_4H_2PO_2$: used as an expectorant in bronchitis, laryngitis, and catarrhal conditions. Dose, 2 gr. (0.13 gm) every two or three hours. **a. ichthynate,** ichthynat **a. ichthyolate,** a reddish-brown viscous fluid used like ichthyol. **a. iodid,** a white crystalline body, NH_4I; a valuable antisyphilitic and antirheumatic, and used like other iodids Dose, 2 10 gr. (0 133–0 666 gm). **a. nitrate,** a colorless, crystalline compound, NH_4NO_3 used in making nitrous oxid gas. It is readily soluble in water and soluble in 20 parts of alcohol **a. oxalate,** $(NH_4)_2C_2O_4 + H_2O$, is used as a test solution. **a. persulphate,** a colorless, crystalline substance, $(NH_4)_2S_2O_8$: used in a 0 5 2 per cent solution as a deodorant and disinfectant for wounds and as a mouth-wash **a. phosphate,** a salt in colorless, translucent prisms, $(NH_4)_2HPO_4$ and $NH_4H_2PO_4$ useful in gout and rheumatism Dose, 5 20 gr. (0 333–1 333 gm) **a. picrate,** an explosive salt in yellow needles, $C_6H_2(NO_2)_3ONH_4$ antipyretic and antiperiodic. Dose, $\frac{1}{8}$–$\frac{1}{2}$ gr (0 008 0 033 gm), given in wafer or capsule. **a. purpurate,** the substance which gives the red color in the murexid test for uric acid See *purpuric acid* **a. salicylate,** a white, crystalline compound, $C_6H_4(OH)COONH_4$ used as an expectorant Dose, 2 10 gr (0 13–0 65 gm) **a. sulpho-ichthyolate.** See *ichthyol* **a. urate,** a white powder, $(NH_4)C_5H_3N_4O_3$, found in urinary sediments and calculi and in the excrement of birds and reptiles It is used externally in skin diseases, internally in phthisis, to be given with caution Dose, $\frac{1}{4}$–7 gr (0 016–0 462 gm). **a. valerate, a. valerianate,** a deliquescent white or colorless salt, $C_4H_9COONH_4$, in plates useful in nervous affections. Dose, 1 5 gr (0 066 0 333 gm)

ammoniuria (am-o-ne-u're-ah) [*ammonia* + Gr. *οὖρον* urine]. Excess of ammonia in the urine.

Ammonius (am-o'ne-us). A surgeon of Alexandria in the third century B C He invented an instrument for breaking up such stones in the bladder as could not be extracted after incision. He is surnamed "the lithotomist."

ammonol (am'o-nol). Ammoniated phenylacetamid, $C_6H_7NH_2$, a coal tar derivative It is antiseptic, analgesic, and cholagogue. Dose, 5–20 gr. (0.3–1.3 gm). **a. salicylate,** a compound used in nervous headaches in doses of 8 gr. (0.5 gm).

ammonolysis (am-o-nol'is-is). A process analogous to hydrolysis, but in which ammonia takes the place of water.

Ammon's fissure, operation (am'unz) [F. A von *Ammon*, 1709–1861]. See *fissure* and *operation*.

Ammon's horn (am'unz). See *cornu ammonis*.

ammotherapy (am o-ther'a-pe) [Gr. *ἄμμος* sand + *θεραπεία* healing]. Treatment of disease by the sand-bath.

amnesia (am-ne'se ah) [Gr. *ἀμνησία* forgetfulness]. Lack or loss of memory, especially inability to remember the proper words. **anterograde a.,** amnesia in which the patient is unable to fix or record memory impressions of events as they occur, so that there is no memory for events which have occurred since the onset of the disease. **auditory a.,** word-deafness. **Broca's a.,** inability to remember spoken words. **lacunar a.,** loss of memory for certain isolated events only **olfactory a.,** loss of the sense of smell. **retrograde a.,** amnesia which prevents the recalling or retention of memories which have previously been acquired, resulting in loss of memory for events that occurred before the attack of the disease. **tactile a.,** astereognosis. **tropical a.,** loss of memory frequently affecting white men in the tropics; a condition very prevalent on the West coast of Africa, where it is called *coast memory* **verbal a.,** loss of memory for words. **visual a.,** word-blindness.

amnesiac (am-ne'se-ak). A person affected with amnesia

amnesic (am-ne'sik). Affected with amnesia.

amnesin (am-ne'sin). Same as *narphoquin*.

amniochorial (am-ne-o-ko're-al). Pertaining to the amnion and chorion.

amniogenesis (am''ne-o-jen'es-is) [*amnion* + Gr. *γένεσις* formation]. The development of the amnion.

amnion (am'ne-on) [Gr. *ἀμνίον* lamb]. The innermost fetal membrane, forming the bag of waters: the sac that incloses the fetus and forms a sheath for the umbilical cord. It consists of two layers: the outer (*false a.*), developed from the mesoblast; the inner (*true a*), from the epiblast. The false amnion, or subzonal membrane, lies outside the sac of the true amnion, from which it becomes separated. It is finally absorbed or becomes attached to the zona pellucida.

amnionic (am-ne-on'ik). Pertaining to the amnion.

amniorhexis (am''ne o-rek'sis) [Gr. *ἀμνίον* amnion + *ῥῆξις* rupture]. Rupture of the amnion.

amniorrhea (am-ne-or-e'ah) [Gr. *ἀμνίον* amnion + *ῥοία* flow]. The escape of the amnionic waters, or liquor amnii.

amniote (am'ne-ōt). Any animal or species with an amnion.

amniotic (am-ne-ot'ik). Pertaining to the amnion.

amniotitis, amnitis (am-ne-ot-i'tis, am-ni'tis). Inflammation of the amnion.

amniotome (am'ne-o tōm) [Gr *ἀμνίον* amnion + *τομή* cut]. An instrument for cutting the fetal envelopes.

Amœba (ah-me'ba) pl. *Amœbæ* A genus of protozoans of the class Sarcodina. See *ameba*. **A. bucca'lis.** Same as *A. dentalis*. **A. cachex'ica,** the name given to an ameboid organism found in carcinoma. **A. co'li.** See *Entamœba coli*. **A. co'li mi'tis,** a non-pathogenic form. **A. denta'lis,** a species found on the teeth. **A. dysente'riæ.** See *Entamœba histolytica*. **A. histolyt'ica.** See *Entamœba histolytica*. **A. li'max.** See *Endolimax nana*. **A. meleag'ridis,** a species causing infectious enterohepatitis in turkeys. **A. uri'næ granula'ta,** a species found in the urine in cases of infective jaundice with albuminuria. **A. urogenita'lis,** a species found in the urine and the vaginal secretions

amœba, etc. (ah-me'bah). See *ameba*, etc.

amok (ah-mok') [Malay "impulse to murder"]. A psychic disturbance occurring among the Malays, marked by a period of depression, followed by violent attempts to kill people.

amol (am'ol) A proprietary analgesic, compounded of aromatics: for internal or external use.

Amomum (ah mo'mum) [L ; Gr. *ἄμωμον*] A genus of scitamineous plants which afford cardamoms and grains of paradise See *cardamom* and *grains of paradise*.

amoralia (ah-mo-ra'le-ah) [Gr. *α* neg. + *moral*]. Moral imbecility.

amoralis (ah-mo-ra'lis) [Gr. *α* neg. + *mora'lis* moral] A moral imbecile.

amorpha (ah-mor'fah) [Gr *α* neg. + *μορφή* form]. Diseases that evince no definite pathologic changes.

amorphia, amorphism (ah-mor'fe-ah, ah-morf'izm) [Gr. *α* neg. + *μορφή* form]. The fact or quality of being amorphous.

amorphous (am-or'fus) [Gr. *α* neg. + *μορφή* form]. Having no definite form; shapeless.

amorphus (am-or'fus) [Gr. *α* neg. + *μορφή* form]. A shapeless acardiac monster-fetus.

amo'tio ret'inæ [L.]. Separation of the retina.

Amp. Abbreviation for *ampere*.

ampelopsin (am-pe-lop'sin). A concentration prepared from *Ampelop'sis quinquefo'lia.* Dose, 2–4 gr. (0.133–0.26 gm.).

Ampelopsis (am-pe-lop'sis) [L.; Gr. ἄμπελος grape + ὄψις appearance]. A genus of vitaceous climbing shrubs. **A. quinquefo'lia,** the Virginia creeper, is tonic, expectorant, astringent. Dose of fluidextract, 30–60 min. (2–4 c.c.).

ampelotherapy (am-pel-o-ther'ap-e) [Gr. ἄμπελος vine + *therapy*] The therapeutic use of grape products; grape cure.

amperage (am'per-āj) The intensity of an electric current expressed in amperes.

ampere (ahm-pār') [for André M. *Ampère,* 1775–1836]. The unit of electric-current flow It is the current which one volt will force through a conductor having a resistance of one ohm. This current will deposit 0.01118 gm. of silver per second from a suitable solution See *current.*

amperemeter (ahm-pār'me-ter). An instrument for measuring amperage.

amphamphoterodiplopia (am-fam-fo''ter-o-dip-lo'pe-ah) [Gr. ἀμφί on both sides + ἀμφότερος both together + *diplopia*]. Double vision with both eyes together, or with either eye separately.

ampheclexis (am-fek-leks'is) [Gr. ἀμφί on both sides + ἔκλεξις selection] Sexual selection on the part of both male and female.

amphiarkyochrome (am-fe-ar'ke-o-krōm) [Gr. ἀμφί both + ἄρκυς net + χρῶμα color]. A nerve-cell, the stainable portion of whose body is a pale network, of which the nodal points are joined by a readily and intensely stainable network.

amphiarthrosis (am-fe-ar-thro'sis) [Gr. ἀμφί both + ἄρθρωσις joint] A joint in which the surfaces are connected by disks of fibrocartilage, as between vertebræ, or by synovial membranes, as in the pubic symphysis. This form of articulation admits of but little motion.

amphiaster (am-fe-as'ter) [Gr. ἀμφί both + ἀστήρ star]. The figure of achromatin fibers formed in karyokinesis, consisting of two asters joined by a spindle. See *diaster.*

Amphibia (am-fib'e-ah) [Gr. ἀμφί both + βίος life]. A class of vertebrated animals that are able to live both on land and in water, as the frog.

amphibious (am-fib'e-us). See *Amphibia.* Capable of living both on land and in water.

amphiblastula (am-fe-blas'tu-lah) [Gr. ἀμφί double + *blastula*] A blastula with unequal segments.

amphiblestritis (am-fe-bles-tri'tis) [Gr ἀμφί-βλῆστρον net + ιτις inflammation]. Inflammation of the retina.

amphibolia (am-fib-o'le-ah) [Gr. "uncertainty"]. The uncertain stage of a fever or disease: a period of doubtful prognosis.

amphibolic, amphibolous (am-fe-bol'ik, am-fib'-ol-us) [Gr. ἀμφίβολος uncertain or doubtful]. Uncertain; vacillating; of doubtful prognosis.

amphicelous (am-fe-se'lus) [Gr. ἀμφί both + κοῖλος hollow]. Concave at both ends or sides

amphicentric (am-fe-sen'trik) [Gr ἀμφί both + κέντρον point]. Beginning and ending in the same vessel, as a branch of a rete mirabile.

amphichroic, amphichromatic (am-fe-kro'ik, am''fe-kro-mat'ik) [Gr. ἀμφί both + χρῶμα color]. Affecting both red and blue litmus.

amphicrania (am-fik-ra'ne-ah) [Gr. ἀμφί both + κρανίον head]. Pain in both sides of the head.

amphicreatin (am-fik-re'at-in) [Gr. ἀμφί both + *creatin*]. A leukomain, $C_9H_{19}N_7O_4$, from muscle, occurring in the form of opaque, yellowish-white crystals.

amphicreatinin (am-fik-re-at'in-in) [Gr. ἀμφί both + *creatinin*]. A poisonous leukomain, $C_9H_{10}N_7O_4$, from muscle.

amphicroic (am-fi-kro'ik) [Gr. ἀμφί both + κροΐειν to test]. Turning red litmus paper blue, and blue litmus paper red.

amphicyte (am'fe-sīt) [Gr. ἀμφί double + κύτος cell]. One of the cells forming the capsule which surrounds a cerebrospinal ganglion cell. Called also *capsule cell.*

amphicytula (am-fis-it'u-lah) [Gr. ἀμφί double + *cytula*]. The ovum in its cytula stage.

amphidiarthrosis (am''fe-di-ar-thro'sis) [Gr. ἀμφί double + *diarthrosis*]. A joint having the nature of both a ginglymus and arthrodia, as the articulation of the lower jaw.

amphigastrula (am-fe-gas'tru-lah) [Gr. ἀμφί double + *gastrula*]. The ovum at an advanced stage of gastrulation.

amphigenetic (am-fe-jen-et'ik) Produced by means of both sexes; as, *amphigenetic* reproduction.

amphigonium (am-fe-go'ne-um) [Gr ἀμφί on both sides + γόνος generation] That stage of the life of a malarial parasite which is passed in the mosquito.

amphigony (am-fig'o-ne) [See *amphigonium*]. Sexual reproduction.

amphikaryon (am-fe-kar'e-on) [Gr ἀμφί double + κάρυον nucleus] A diploid nucleus

amphikreatin (am-fik-re'at-in). See *amphicreatin.*

amphikreatinin (am-fik-re at'in-in). See *amphicreatinin.*

amphileucemic, amphileukemic (am-fe lu-se'-mik, -ke'mik) [Gr. ἀμφί both + *leukemic*] Showing leukemic changes which vary in degree with the changes in the organ.

amphimicrobian (am-fe-mik-ro'be-an) [Gr. ἀμφί both + *microbe*]. Both aërobic and anaërobic.

amphimixis (am-fim-iks'is) [Gr ἀμφί both + μίξις a mingling]. The union of germ nuclei in reproduction, the mingling of the germ plasm, or hereditary substance, of two individuals.

Amphimo'nas cauda'ta. See *Bodo caudata*

amphimorula (am-fe-mor'u-lah) [Gr ἀμφί both + *morula*] The morula resulting from unequal segmentation, the cells of the two hemispheres being of unequal size.

amphinucleus (am-fe-nu'kle us) [Gr. ἀμφί both + *nucleus*]. A nucleus that consists of a single body made of spindle-fibers and centrosome, around which the chromatin is massed It is the ordinary form of protozoan nucleus. Called also *centronucleus.*

amphipeptone (am fe-pep'tōn) [Gr ἀμφί both + *peptone*]. A mixture of antipeptone with hemipeptone formed in the digestion of proteins.

amphipyrenin (am-fe-pi'ren-in) [Gr ἀμφί on both sides + πυρήν stone of a fruit]. The substance of the nuclear membrane of a cell.

Amphistoma (am-fis'to-mah) [Gr ἀμφί on both sides + στόμα mouth] A genus of parasitic trematode worms. **A. con'icum,** a species found in the rumen of sheep, cattle, etc. **A. hom'inis,** a species occasionally found in the human intestines in India: now known as *Gastrodiscus hominis.* **A. watso'ni.** See *Watsonius watsoni.*

amphistomiasis (am''fe-sto-mi'as-is). The condition of being infected with trematodes of the genus *Amphistoma.*

amphitene (am'fe-tēn) The synaptic stage of miosis.

amphitrichous (am-fit'rik-us) [Gr. ἀμφί both + θρίξ hair]. Having flagella at each end.

amphitropic (am-fe-trop'ik). Passing into the abdomen or other cavity from one side.

amphitypy (am'fit-i-pe). The condition of showing both types.

ampho-albumose (am-fo-al'bu-mōs). Any albumose which is converted by digestion into amphopeptone.

amphochromatophil (am"fo-kro-mat'o-fil). Amphophil.

amphochromophil (am-fo-kro'mo-fil) [Gr. ἄμφω both + χρῶμα color + φιλεῖν to love]. Amphophil.

amphodiplopia (am-fo-dip-lo'pe-ah) [Gr. ἄμφω both + *diplopia*]. Double vision in both eyes.

ampholyte (am'fo-līt) [Gr. ἄμφω both + *electrolyte*] An amphoteric electrolyte. See *electrolyte*.

amphopeptone (am-fo-pep'tōn). See *amphipeptone*.

amphophil, amphophilic, amphophilous (am'fo-fil, am-fo-fil'ik, am-fol'il-us) [Gr. ἄμφω both + φιλεῖν to love]. Stainable with either acid or basic dyes; also a cell so staining. **a.-basophil,** staining with both acid and basic stains, but having a greater affinity for basic ones. **a.-oxyphil,** staining with both acid and basic dyes, but having a greater affinity for the acid ones.

amphoric (am-for'ik) [L. *amphor'icus*, from *am'phora* jar]. Pertaining to a bottle, resembling the sound made by blowing across the mouth of a bottle.

amphoricity (am fo-ris'it e). The condition of giving off amphoric sounds on percussion or auscultation

amphoriloquy (am for-il'o-kwē) [L. *am'phora* jar + *lo'qui* to speak]. The production of amphoric sounds in speaking.

amphorophony (am-for-of'on-e) [Gr ἀμφορεύς jug + φωνή sound]. An amphoric sound of the voice.

amphoteric, amphoterous (am-fo-ter'ik, am fot'er-us) [Gr. ἀμφότερος pertaining to both] Having opposite characters; capable of acting either as an acid or as a base, combining with both acids and bases, affecting both red and blue litmus.

amphoterism (am-fo'ter-izm). [See *amphoteric*.] The possession of both basic and acid properties

amphoterodiplopia (am-fot"er o-di-plo'pe ah) [Gr. ἀμφότερος both + *diplopia*]. See *amphodiplopia*.

amphotony (am-fot'o ne) [Gr ἄμφω both + τόνος tension] A condition in which both sympathicotony and vagotony exist; hypertonia of the entire sympathetic nervous system

amphotropin (am-fo-tro'pin). A white, crystalline powder, hexamethylenamin camphorate, $[(CH_2)_6N_4]_2\ C_8H_{14}(COOH)_2$ used as a urinary antiseptic. Dose, 7½–15 gr (0.5–1 gm.)

amplexation (am-plex-a'shun) [L *amplex'us* embrace] Treatment of fractured clavicle by an apparatus which fixes the shoulder and embraces the chest and neck.

amplexus (am plex'us) [L.] An embrace, as in the sexual clasping of the female by the male frog.

amplification (am-plif-ik-a'shun) [L. *amplifica'tio*] The enlargement of the visual area of a microscope.

amplifier (am'plif-i-er). An appliance for increasing the magnification of a microscope

amplitude (am'plit-ūd) [L. *amplitu'do*] Largeness or fulness; wideness or breadth of range or extent. **a. of accommodation,** the total amount of accommodative power of the eye, the difference in refractive power of the eye when adjusted for farthest vision and that when adjusted for nearest vision **a. of convergence,** the power required to turn the eyes from their far-point to their near-point of convergence.

ampoul (am'pool). Ampule.

ampul, ampule (ahm-pool') [Fr.] A small glass container capable of being sealed so as to preserve its contents in a sterile condition used principally for containing hypodermic solutions.

ampulla (am-pul'ah) [L. "a jug"], pl. *ampul'læ*. Any flask-like dilatation; especially the dilated end of the semicircular canal of the ear, that of the oviduct, or that of the mammary ducts. **Bryant's a.,** an apparent distention of an artery above a ligature. **a. chy'li,** the receptaculum chyli **a. duc'tus deferen'tis** [B N A] Same as *Henle's a.* **a. duc'tus lacrima'lis,** a dilatation of the lacrimal duct just beyond the punctum. **Galen's a.,** a dilatation of the vena magna galeni. **Henle's a.,** the dilated extremity of the vas deferens. **a. lactif'era,** a dilatation in a milk-duct just before it enters the nipple. **Lieberkühn's a.,** the cecal termination of a lacteal in an intestinal villus **a. membrana'cea,** the membranous ampulla of the membranous labyrinth Its parts are distinguished as *posterior, superior,* and *lateral.* **a. ossea,** the bony labyrinth **a. rec'ti** [B N A], **a. of the rectum,** the dilated portion of the rectum above the perineal flexure **a. of Thoma,** one of the small terminal expansions in the spleen pulp of the interlobar artery of the spleen. **a. tu'bæ uteri'næ,** the wide part of the oviduct near the fimbriated end. **a. of vas deferens.** Same as *Henle's a* **a. of Vater,** a dilatation at the entrance of the common bile-duct and pancreatic duct into the duodenum.

ampullæ (am pul'e) Plural of ampulla See *ampul*

ampullar (am-pul'ar). Pertaining to an ampulla.

ampullitis (am-pul-i'tis). Inflammation of an ampulla, especially the ampulla of Henle.

ampullula (am pul'u-lah) [L.] Any minute ampulla, like many of those of the lymphatic and lacteal vessels

amputation (am pu ta'shun) [L *amputa'tio*] The surgical cutting off of a limb or other part **accidental a.,** the separation or loss of a limb by an accident. **Alanson's a.,** circular amputation with a stump shaped like a hollow cone **Alouette's a.,** amputation at the hip by a semicircular outer flap to the great trochanter, and a large internal flap from within outward. **aperiosteal a.,** amputation with complete removal of the periosteum from the end of the stump of the bone. **Béclard's a.,** amputation at hip-joint by cutting the posterior flap first **Bier's a.,** osteoplastic amputation of the leg with a bone-flap cut out of the tibia and fibula above the stump **bloodless a.,** one in which there is little or no loss of blood, the circulation being controlled by mechanic means. **Bunge's a.,** aperiosteal amputation **Carden's a.,** a single-flap operation, cutting through the femur just above the knee. **central a.,** one in which the scar is situated at or near the center of the stump **chop a.,** amputation by a circular cut through the parts without the formation of a flap **Chopart's a., mediotarsal a.,** amputation of the foot, the calcaneum, astragalus, and a part of the tarsus being retained. **cinematic a., cineplastic a.** See *kineplasty* **circular a.,** one performed by means of a single flap and by a circular cut in a direction vertical to the long axis of a limb. **coat-sleeve a.,** a circular amputation, with a single skin-flap made very long, the end being closed with a tape **complete a.,** amputation in which the entire limb or segment of the limb is removed **congenital a.,** the amputation of a part of the fetus by a constricting band. **consecutive a.,** an amputation during or after the period of suppuration. **a. in contiguity,** an amputation at a joint. **a. in continuity,** an amputation elsewhere than at a joint. **cutaneous a.,** amputation in which the flaps are composed entirely of skin **diaclastic a.,** an amputation in which the bone is broken by the osteoclast and the soft tissues divided by the écraseur. **Dieffenbach's a.** See *Dieffenbach's operation,* under *operation* **double-flap a.,** one in which two flaps are formed. **dry a.** See *bloodless a.* **Dupuytren's a.,** a method of removing the arm at the shoulder-joint called also *Lisfranc's a* **eccentric a.,** one in which the scar is not at the center of the stump. **elliptic a.,** one in which the cut has an elliptic outline on account of the oblique direction

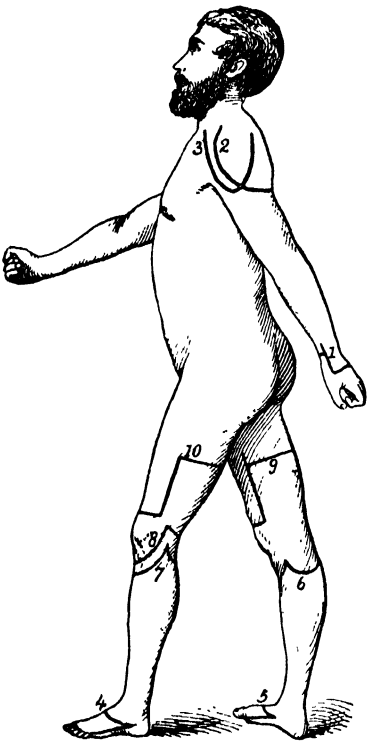

1, Amputation of lower third of forearm (Teale's), 2, at shoulder joint by large postero external flap (second method), 3, at shoulder-joint by triangular flap from deltoid (third method); 4, 5, through tarsus (Chopart's), 6, 7, at knee-joint; 8, by single flap (Carden's); 9, 10, of thigh (Teale's)



1, Amputation at wrist joint (dorsal incision), 2, at wrist-joint (palmar incision), 3, at forearm (dorsal incision), 4, at forearm (palmar incision) 5, at elbow-joint (anterior flap), 6, at arm (Teale's), 7, at shoulder-joint (first method), 8, 9, of metatarsus (Hey's), 10, 11, at ankle (Syme's) 12, 13, of leg, posterior flap (Lee's), 14, at knee-joint (Carden's), 15, of thigh (B Bell's), 16, of thigh (Spencer's), 17, of thigh in middle third 18, at hip-joint.

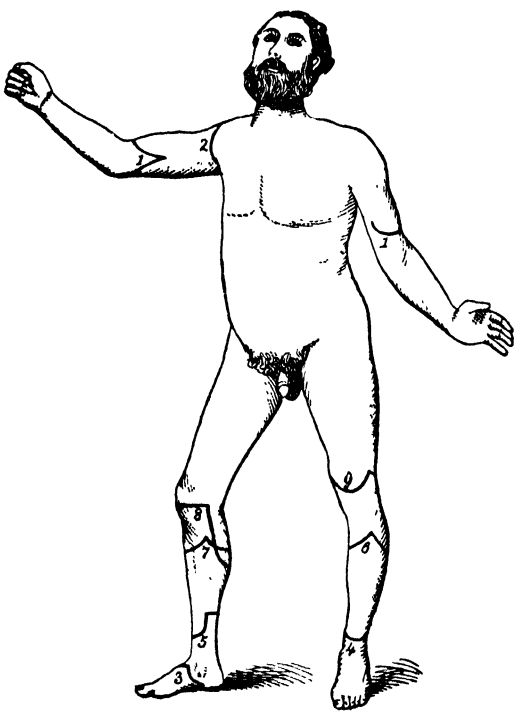

1, Amputation of arm by double flaps; 2, at shoulder-joint; 3, at ankle-joint by internal flap (Mackenzie's); 4, 5, of leg just above the ankle joint (Syme's); 6, 7, below the knee (modified circular); 8, through condyles of femur (Syme's); 9, at lower third of thigh (Syme's).

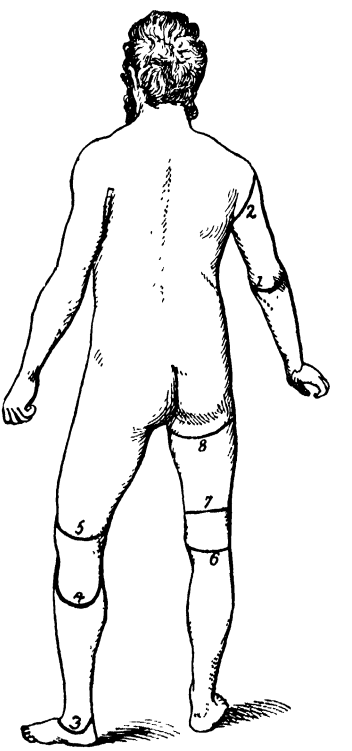

1, Amputation at elbow-joint (posterior flap), 2, at shoulder-joint, posterior incision (first method); 3 at ankle-joint (Mackenzie's); 4, through condyles of femur (Syme's); 5, at lower third of thigh (Syme's); 6, at knee (posterior incision) 7, of thigh (Spencer's), 8, at hip-joint.

of the incision. **Farabeuf's a.**, amputation of the leg at the "place of choice" by a large external flap. **flap a.**, one in which flaps are made from the soft tissues, the division being oblique **flapless a.**, one in which no flaps are formed, and the wound must heal by granulation. **Forbes's a.**, a foot amputation which retains the calcaneum, astragalus, scaphoid, and a part of the cuboid bones. **galvanocaustic a.**, one in which the soft parts are divided with the galvanocautery. **Gritti's a.**, one resembling Carden's, the patella being retained at the end of the stump, being brought into contact with the cut surface of the femur. **Guyon's a.**, amputation above the malleoli **Hancock's a.**, one like Pirogoff's, except that a part of the astragalus is also retained in the flap, the lower surface being sawed off and the cut surface of the os calcis brought into contact with it. **Hey's a.**, disarticulation of the metatarsus from the tarsus, with removal of a part of the internal cuneiform bone. **immediate a.**, one performed within twelve hours after the injury **intermediary a., intermediate a.**, one done during the period of reaction and before suppuration **interpelviabdominal a.**, amputation of thigh with excision of the lateral half of the pelvis. **interscapulothoracic a.**, amputation of the upper extremity, including the scapula and external part of the clavicle. **intrapyretic a.** Same as *intermediary a* **intra-uterine a.**, amputation of limbs of the fetus in utero by constricting bands. **Jaboulay's a.**, interpelviabdominal amputation **kineplastic a.** See *kineplasty* **Langenbeck's a.**, amputation in which the flaps are cut from without inward. **Larrey's a.**, a method of disarticulation of the humerus at the shoulder joint by an incision extending from the acromion about three inches down the arm, splitting the deltoid muscle, and from this point about the arm to the center of the axilla. **Le Fort's a.**, a modification of Pirogoff's amputation in which the calcaneus is sawed through horizontally instead of vertically. **linear a.**, amputation by a simple straight division of all the tissues **Lisfranc's a.** 1 See *Dupuytren's a.* 2 A division of the foot between the tarsus and the metatarsus **MacKenzie's a.**, amputation like that of Syme except that the flap is taken from the inner side of the ankle **Maisonneuve's a.**, amputation by breaking the bone, followed by cutting of the soft parts. **major a.**, amputation of a leg above the ankle or of an arm above the wrist **Malgaigne's a.**, one in which only the astragalus is retained in the stump. **mediate a.** See *intermediary a.* **mediotarsal a.** See *Chopart's a* **minor a.**, amputation of a small part, as a finger or toe **mixed a.**, that which is performed by a combination of the circular and flap methods. **multiple a.**, amputation of two or more parts at the same time **musculocutaneous a.**, one in which the flap consists of muscle and skin. **natural a.** Same as *congenital a.* **oblique a.** Same as *oval a* **osteoplastic a.**, one in which the two severed surfaces of bone are brought into contact so as to unite **oval a.**, one in which the incision consists of two reversed spirals **partial a.**, amputation of only a portion or segment of a limb. **pathologic a.**, amputation for a diseased condition of the part, as tumor. **periosteoplastic a.** Same as *subperiosteal a.* **Pirogoff's a.**, one resembling Syme's, but a part of the os calcis remains in the flap at the lower end of the stump. **primary a.**, one performed after the period of shock, and before the development of inflammation. **quadruple a.**, amputation of all four extremities. **racket a.**, one in which there is a single longitudinal incision continuous below with a spiral incision on each side of the limb. **rectangular a.**, one with a long and a short rectangular skin-flap. See *Teale's a.* **Ricard's a.**, intertibiocalcaneal amputation. **root a.**, in dentistry the operation of excising the apical portion of a diseased root by means of a surgical burr. **secondary a.**, one performed during suppuration. **spontaneous a.** See *congenital a.* **subastragalar a.**, disarticulation of the foot, in which only the astragalus is retained called also *Malgaigne's a* **subperiosteal a.**, one in which the cut end of the bone is covered with a flap of periosteum. **Syme's a.**, a dislocation of the foot and removal of both malleoli. **synchronous a.**, multiple amputation, especially multiple amputation in which two or more parts are removed simultaneously by different operators. **Teale's a.**, amputation with a long rectangular flap of muscle and integument on one side of the limb and a short rectangular flap on the other. **tertiary a.**, amputation done after the stage of inflammatory reaction has subsided. **a. by transfixion**, one performed by thrusting a long knife through the limb and cutting the flaps from within out. **traumatic a.**, amputation of a part happening in an accident. **Tripier's a.**, one like Chopart's, except that a part of the tarsus is removed. **triple a.**, amputation of three extremities. **Vladimiroff-Mikulicz a.**, osteoplastic resection of the foot with excision of the calcaneum and astragalus.

amrita (am're-tah). A proprietary aphrodisiac.

amuck (ah-muk') Same as *amok*.

amusia (ah-mu'ze-ah) [Gr. *ἀμουσία* want of harmony] Inability to produce (**motor a.**) or to comprehend (**sensory a.**) musical sounds (Knoblauch) **instrumental a.**, that in which the patient has lost the power of playing a musical instrument **paramusia** is inability to produce correct musical sounds. **vocal motor a.**, that in which the patient cannot sing in tune.

Amussat's operation, probe, valve (am-oo-sa') [Jean Zuléma *Amussat*, French surgeon, 1796–1856] See under *operation, probe, valve*.

amyasthenia (am i as the'ne ah) [Gr *α* neg. + *μῦς* muscle + *σθένος* force]. Deficiency of muscular force, especially a feeling of weakness in the arms and legs, often seen in hysteria.

amyasthenic, amyosthenic (am-i-as then'ik, -os-then'ik) [Gr *α* priv + *μῦς* muscle + *ἀσθένεια* weakness] Marked by muscular weakness.

amycain (am'i ka in) Bi hydrochlorid of amylene and novocain, a local anesthetic and hemostatic.

amychophobia (ah-mi-ko-fo'be-ah) [Gr *ἀμυχη* a scratch + *φόβος* fear]. Morbid fear of being scratched, as by the claws of a cat.

amyelencephalia (ah-mi"el-en-sef-a'le-ah) [Gr. *α* neg. + *μυελός* marrow + *ἐγκέφαλος* brain]. Congenital absence of both brain and spinal cord.

amyelencephalus (ah mi"el-en-sef'al us). A fetal monster with neither brain nor spinal cord.

amyelia (ah mi-e'le ah) [Gr *α* priv + *μυελός* marrow] Congenital absence of the spinal cord.

amyelic (ah-mi-el'ik). Having no spinal cord.

amyelinic (ah-mi-el-in'ik). Without myelin; having no medullary sheath.

amyelinuria (ah mi-el-in-u're ah) [*α* priv. + *μυελός* marrow + *νεῦρον* nerve] Paralysis or defective function of the spine.

amyelonic (ah-mi-el-on'ik) [Gr *α* neg. + *μυελός* marrow]. 1. Having no spinal cord. 2. Having no marrow.

amyelotrophy (ah-mi-el-ot'rof-e) [Gr. *α* neg. + *μυελός* marrow + *τροφή* nourishment]. Atrophy of the spinal cord

amyelus (ah-mi'el us) [Gr. *α* neg + *μυελός* marrow] A fetus with no spinal cord.

amygdala (am-ig'dal-ah) [L. "almond"]. 1. The almond See *almond* 2. A tonsil. 3. One of the lobules of the cerebellum, situated on the lower surface of either hemisphere. It lies near the median fissure and extends into the fourth ventricle. 4. Same as *nucleus amygdalæ*. **a. ama'ra,**

the bitter almond See *almond*. **a. ceraso'rum,** the kernels of cherry stones **a. dul'cis,** the sweet almond of many varieties. See *almond*.

amygdalectomy (am-ig-dal-ek'to-me) [Gr. ἀμυγδάλη almond + ἐκτομή excision]. Excision of a tonsil

amygdalin (am-ig'dal-in) A glucosid from bitter almond and the leaves of cherry-laurel, $C_{20}H_{27}NO_{11} + 3H_2O$. It is split by the enzyme emulsin into glucose, benzaldehyd, and hydrocyanic acid.

amygdaline (am-ig'dal-in) [L. *amygdali'nus*]. 1. Like an almond. 2. Pertaining to a tonsil.

amygdalitis (am-ig-dal-i'tis). Inflammation of a tonsil.

amygdaloglossus (am-ig''dal-o-glos'us). See in *muscles, table of*.

amygdaloid (am-ig'dal-oid) [Gr. ἀμυγδάλη almond + εἶδος form]. Like a tonsil or an almond.

amygdalolith (am-ig-dal'o-lith) [Gr. ἀμυγδάλη almond + λίθος stone]. A concretion in a tonsil.

amygdalopathy (am-ig-dal-op'ath-e) [Gr. ἀμυγδάλη tonsil + πάθος illness]. Any disease of a tonsil.

amygdalophenin (am-ig''dal-o-fe'nin). A grayish-white, crystalline compound, salicyl phenetidin, $C_6H_4(OC_2H_5)NHOCCH(OH)C_6H_5$· used as an antirheumatic in doses of 15 gr. (1 gm).

amygdalose (am-ig'dal-ōs) A disaccharid from amygdalin. It splits into two molecules of dextrose.

amygdalothrypsis (am-ig''dal-o-thrip'sis) [Gr. ἀμυγδάλη tonsil + θρύψις crushing]. Removal of a hypertrophied tonsil by crushing with a strong forceps.

amygdalotome (am-ig'dal-o-tōm) [Gr. ἀμυγδάλη almond + τομή cut]. An instrument for cutting the tonsils.

amygdalotomy (am-ig-dal-ot'o-me). Incision or abscission of a tonsil.

amygdalo-uvular (am-ig''dal-o-u'vu-lar). Pertaining to the amygdala and the uvula of the cerebellum.

amygdophenin (am-ig-do-fe'nin). Phenylglycolylphenetidin. Its acetyl derivative is antiseptic and febrifuge.

amykos (ah-mi'kos) [Gr. α neg. + μύκος impure]. An antiseptic wash of borax, thymol, and glycerin.

amyl (am'il) [Gr. ἄμυλον starch] The univalent radical, C_5H_{11}. **a. acetate,** a colorless, limpid liquid, the acetic acid ester of amyl alcohol, CH_3-$CO\,OC_5H_{11}$, prepared by distilling 1 part of amylic alcohol, 2 parts of potassium acetate, and 1 of concentrated sulphuric acid. It has the odor of bananas and is called *banana oil*. **a. alcohol.** See under *alcohol*. **a. chlorid,** a colorless liquid, $C_5H_{11}Cl$. a slow but profound anesthetic. **a. hydrid.** See *pentane*. **a. iodid,** a volatile compound, $C_5H_{11}I$, used in dyspnea and heart affections by inhalation. **a. nitrite,** a yellowish, volatile, fragrant liquid, $C_5H_{11}NO_2$. It is a vasodilator and heart stimulant, and is used to arrest spasm in epilepsy, malaria, and angina pectoris, and is an antidote to chloroform. Dose, ½–1 min. (0.0105–0.066 c.c.); by inhalation, 2–5 min. (0.133–0.333 c.c.) **a. salicylate,** a compound, C_5H_{11}-$O_2C.C_6H_4OH$· used like methyl salicylate in rheumatism **a. valerate, a. valerianate,** a colorless liquid, the so-called apple-oil, $(CH_3)_2CH\,CH_2$-$CO.O\,(CH_2)_2\,CH(CH_3)_2$. It is an artificial flavoring substance, and is used for its action on the liver in colic from gall-stones. Dose, 2–3 min. (0.133–0.2 c.c.).

amylaceous (am-il-a'shc-us) [L. *amyla'ceus*]. Starchy; containing starch, of the nature of starch

amylamin (am-il-am'in). A poisonous liquid base, $C_5H_{11}NH_2$, sometimes found in cod-liver oil, and formed by the decomposition of yeast. **a. hydrochlorid,** a compound, $C_5H_{11}NH_2HCl$: used as an antipyretic. Dose, 7–15 gr. (0.45–1 gm.).

amylase (am'il-ās) [Gr. ἄμυλον starch + *-ase*]. Any one of a series of ferments which convert starch into sugar. **pancreatic a.,** amylopsin **salivary a.,** ptyalin.

amylemia, amylæmia (am-il-e'me-ah) [Gr. ἄμυλον starch + αἷμα blood]. Presence of starch in the blood.

amylene (am'il-ēn). A liquid hydrocarbon of five isomeric forms, C_5H_{10}, an unsafe anesthetic. **a. chloral,** an oily, colorless liquid, composed of chloral and amylene hydrate· used as a hypnotic. **a. hydrate,** a colorless liquid, $(CH_3)_2C(OH)C_2H_5$ used as a hypnotic and in epilepsy. Dose, 30–60 min. (2–4 c.c.).

amylenization (am-il-en-iz-a'shun). Anesthesia produced by amylene.

amylenol (am-i'len-ol). The amyl ester of salicylic acid: used externally in rheumatism.

amylic (am-il'ik) [L. *amyl'icus*]. Pertaining to amyl. **a. alcohol.** See under *alcohol*.

amylin (am'il in). Insoluble amidin.

amylism (am'il-izm). Intoxication or poisoning by amyl alcohol

Amylobacter (am-il-o-bak'ter) [Gr ἄμυλον starch + βακτήριον bacterium]. A genus of Schizomycetes marked by containing starch in their interior.

amylocain (am-i'lo-kān). Stovain

amylocellulose (am-il-o-sel'u-lōs). Same as *amylose*, 2d def.

amylocoagulase (am''il-o-ko-ag'u-lās). A ferment occurring in cereals which coagulates soluble starch.

amylodextrin (am-il-o-dek'strin). A compound, colored yellow by iodin, formed during the change of starch into sugar.

amylodyspepsia (am-i''lo-dis-pep'se-ah) [Gr. ἄμυλον starch + *dyspepsia*]. Inability to digest starch foods.

amyloform (am-il'of-orm) [Gr. ἄμυλον starch + *formyl*]. A white, insoluble, antiseptic, and deodorizing powder, containing starch and formaldehyd, and used like iodoform.

amylogen (am-il'o-jen) The portion of the starch granule that is soluble in water.

amylogenesis (am''il-o-jen'es-is). The formation of starch.

amylogenic (am-il-o-jen'ik) [Gr. ἄμυλον starch + γεννᾶν to produce]. Producing starch.

amylohemicellulose (am''il-o-hem-e-sel'u-lōs). A polysaccharid found in the cell wall of plants. It is much like the amylose of starch in that it is insoluble in water and stains blue with iodin

amylohydrolysis (am''il-o-hi-drol'is-is). Hydrolysis of starch, amylolysis.

amyloid (am'il-oid) [Gr. ἄμυλον starch + εἶδος form]. 1. Resembling starch; characterized by a starch-like formation 2 A white insoluble substance found as an abnormal deposit in various organs. It is homogeneous, translucent and colorless, and contains phosphorus and sulphur. 3. A substance produced by the action of sulphuric acid and cellulose. It gives a blue color when treated with iodin. **a. degeneration,** etc. See *degeneration*, etc

amyloidosis (am-il-oid-o'sis). The formation of amyloid substance in a tissue; amyloid degeneration.

amylolysis (am-il-ol'is-is) [Gr. ἄμυλον starch + λύσις solution]. The digestion and disintegration of starch, or its conversion into sugar.

amylolytic (am-il-o-lit'ik). Pertaining to or causing the digestion of starch; as, *amylolytic* ferments.

amylopectin (am-il-o-pek'tin). A constituent of starch grains. It stains violet-red with iodin and forms a paste with hot water. The other constituent is amylose. Called also *alpha-amylose* and *starch cellulose*.

amylophagia (am-il-o-fa'je-ah) [Gr. ἄμυλον starch + φαγεῖν to eat]. Starch-eating; an abnormal craving for starch.

amyloplast (am-il'o-plast) [Gr. ἄμυλον starch + πλάσσειν to form]. A starch-forming vegetable leukoplastid.

amyloplastic (am''il-o-plas'tik). Forming starch.

amylopsin (am-il-op'sin) [Gr. ἄμυλον starch + ὄψις appearance]. A pancreatic ferment which changes starch into maltose.

amylose (am'il-ōs). 1 Any carbohydrate of the starch group; a polysaccharid 2 One of the constituents of starch grains It stains blue with iodin and does not form a paste with hot water. The other constituent is amylopectin. Called also *amylocellulose*, *beta amylose*, and *granulose*. **alpha a.** Same as *amylopectin*.

amylum (am'il-um) [L ; Gr. ἄμυλον]. Starch. **a. ioda'tum,** iodized starch· used as an alterant Dose, 3–30 gr (0 2–2 gm).

amyluria (am-il-u're-ah) [Gr. ἄμυλον starch + οὖρον urine]. Presence of starch in the urine.

amylzyme (am'il-zīm). A proprietary extract containing the digestive enzymes of the fresh pancreas of the hog. used in digestive disturbances resulting from deficiency of pancreatic secretion

amynologic (ah-min-o-loj'ik). Immunologic.

amynology (ah-min-ol'o je) Same as *immunology*

amyocardia (ah-mi-o-kar'de-ah) [Gr α priv. + μῦς muscle + καρδία heart]. Weakness of the heart muscle.

amyostasia (ah-mi-o-sta'se-ah) [Gr α priv. + μῦς muscle + στάσις standing] A tremor of the muscles, seen especially in locomotor ataxia.

amyosthenia (ah mi o-sthe'ne-ah) [Gr. α neg + μῦς muscle + σθένος strength]. Deficient muscular power See *amyasthenia*.

amyosthenic (ah-mi-os-then'ik). Characterized by or causing muscular weakness.

amyotaxia (ah-mi-o-taks'e-ah). Same as *amyotaxy*

amyotaxy (ah-mi'o-taks-e) [Gr. α neg. + μυς muscle + τάσσειν to arrange] Muscular ataxia

amyotonia (ah-mi-o-to'ne-ah) [Gr α neg + μῦς muscle + τόνος tone]. Atonic condition of the musculature of the body; myatonia. **a. congen'ita** (Oppenheim, 1900), myatonia congenita

amyotrophia, amyotrophy (ah mi o-tro'fe-ah, ah-mi-ot'ro-fe) [Gr α neg + μῦς muscle + τροφή nourishment] Atrophy of a muscle **a. spina'lis progressi'va,** progressive muscular atrophy

amyotrophic (ah-mi-o-trof'ik). Characterized by muscular atrophy.

amyous (am'i-us) [Gr. α neg. + μῦς muscle]. Deficient in muscular tissue.

amytal (am'it-al) A proprietary iso-amylethyl barbituric acid: used as a sedative and hypnotic Dose, 1½–3 gr (0 1 0 2 gm).

amytin (am-i'tin). Anitin.

amyxia (ah-mik'se-ah) [Gr. α neg. + μύξα mucus]. Absence of mucus

amyxorrhea (ah-mik-so-re'ah) [Gr. α neg. + μύξα mucus + ῥοία flow]. Absence of mucous secretion. **a. gas'trica,** deficiency of mucus in the gastric secretion.

An. Abbreviation for *anode* and *anisometrovia*.

ana (an'ah) [Gr.]. So much of each; usually written *āā*.

anabasis (an-ab'as is) [Gr. "ascent"]. The stage of increase in a disease.

anabatic (an-ab-at'ik) [Gr. ἀναβατικός]. Increasing or growing more intense.

Anabena (an-ab'en-ah). A genus of blue-green algæ which sometimes imparts a pig-pen odor to a water-supply.

anabiosis (an-ah-bi-o'sis) [Gr. "revival"]. Restoration after apparent death.

anabiotic (an-ah-bi-ot'ik). Lifeless, but still capable of living.

anabolergy (an-ab-ol'er-je) [Gr. ἀναβάλλειν to build up + ἔργον work]. Force expended in anabolism, or in anabolic processes.

anabolic (an-ah-bol'ik) [Gr. ἀναβολικός]. Pertaining to constructive processes; constructive.

anabolin (an-ab'ol-in). Any product of a constructive process.

anabolism (an-ab'ol-izm) [Gr. ἀναβάλλειν to build up]. Any constructive process by which simple substances are converted by living cells into more complex compounds, constructive metabolism and assimilation.

anabolistic (an-ab-o-lis'tik). Pertaining to anabolism.

anabrosis (an-ab-ro'sis) [Gr.]. Ulceration or erosion of the surface.

anabrotic (an-ab-rot'ik). Pertaining to or marked by anabrosis .

anacamptic (an-a-kamp'tik). Pertaining to reflection, as of sound or light.

anacamptometer (an''ah kamp tom'et-er) [Gr. ἀνάκαμψις reflection + μέτρον measure]. An instrument for measuring the reflexes (Duprat, 1886).

Anacardium (an-ah kar'de um) [L , Gr. ἀνά up + καρδία heart] A genus of tropical trees with a poisonous juice. *A. occidenta'le*, the cashew tree, affords the cashew-nut and a useful gum, as well as cardol (q v) It is used for leprosy, for destroying corns and warts, and as a vermicide. Dose of tincture, 2–10 min. (0 133–0 666 c.c) An ointment is used as a blistering application.

anacatadidymus (an''ah-kat-ad id'im-us) [Gr. ἀνά up + κατά down + δίδυμος twin]. A twin-monster separated above and below, but united into one near the waist

anacatesthesia (an''ah-kat-es-the'ze-ah). Anakatesthesia

anacatharsis (an''ah kath ar'sis) [Gr. ἀνά up + *catharsis*] Severe vomiting.

anachlorhydria (an ak-lor-hid're-ah). Absence of hydrochloric acid from the gastric juice.

anacholia (an-ah ko'le ah). Decreased secretion of bile.

anacidity (an-as-id'it-e) [Gr. ἀν neg. + *acidity*]. Lack of normal acidity.

anaclasimeter (an-ak las-im'et-er) [Gr. ἀνάκλασις refraction + μέτρον measure]. An instrument for measuring eye refraction

anaclasis (an-ak'lah sis) [Gr. "reflection"]. 1. Reflection or refraction of light. 2. Reflex action. 3. Refracture. 4. Forcible flexion of a limb; the breaking up of an ankylosis.

anacousia (an ah-ku'se ah). Anakusis.

anacroasia (an-ak-ro-a'ze ah) [Gr ἀν neg + ἀκρόασις hearing] Inability to understand language, due to cerebral disease

anacrotic (an-ak-rot'ik). Characterized by anacrotism

anacrotism (an ak'rot-izm) [Gr. ἀνά up + κρότος stroke] The existence of two or more expansions of an artery in one beat, the lesser expansion taking place before the principal one. The condition is seen in hypertrophy and dilatation of the left ventricle, after ligation of an artery, in diminished velocity of blood-current, etc.

anacusis (an-ah-ku'sis). Same as *anakusis*.

Anacy'clus pyre'thrum. See *pyrethrum*.

anadenia (an-ad-e'ne-ah) [Gr. ἀν neg. + ἀδήν gland]. 1. Absence of glands 2 Insufficiency of glandular function. **a. ventric'uli,** absence or destruction of the glands of the stomach.

anadicrotic (an-ah-di-krot'ik) Characterized by double indentation of the ascending wave of the sphygmographic record

anadicrotism (an-ah-dik'rot-izm) [Gr. ἀνά up + δίς twice + κρότος stroke]. The fact or quality of being anadicrotic.

anadidymus (an-ah-did'im-us) [Gr. ἀνά up + δίδυμος twin]. A monster-fetus, double above, but joined below.

anadipsia (an-ah-dip'se-ah) [Gr. *ἀνά* intensive + *δίψα* thirst]. Intense thirst.

anadol (an'ad-ol). A proprietary acetanilid preparation.

anæmia, anæmic. See *anemia, anemic.*

anaërobe, anaërobion (an-a'er-ōb, an-a-er-o'be-on) [Gr. *ἀν* neg. + *ἀήρ* air + *βίος* life]. Any microorganism having the power to live without either air or free oxygen. **facultative a.**, a microorganism which usually lives in oxygen, but is able to live without it. **obligate a.**, a microorganism which can live and grow only in the absence of free oxygen.

anaërobia (an-a-er-o'be-ah). Pl of *anaerobion.*

anaërobic, anaërobiotic (an-a-er-ob'ik, an-a''er-o-bi-ot'ik) Thriving best without air.

anaërobiosis (an-a''er-o-bi-o'sis) [Gr. *ἀν* neg. + *ἀήρ* air + *βίος* life]. Life without free oxygen; anoxybiosis.

anaërobism (an-a'er-o-bizm). The ability to live without oxygen.

Anaëromy'ces bronchit'ica. A branching diphtheroid micro-organism found in certain cases of tropical bronchitis.

anaërophyte (an-a'er-o-fīt) [Gr. *ἀν* neg. + *ἀήρ* air + *φυτόν* plant]. A vegetable anaerobic microorganism.

anaëroplasty (an-a'er-op-las-te) [Gr. *ἀν* neg. + *ἀήρ* air + *πλάσσειν* to form] Exclusion of the air from wounds by applying water.

anaërosis (an-a-er-o'sis) [Gr. *ἀν* neg. + *ἀήρ* air]. Interruption of the respiratory function, especially in the newborn.

anæsin (an-e'sin). See *anesin.*

anæsthesia, anæsthetic. See *anesthesia, anesthetic.*

anæstiform (an-es'tif-orm). A local anesthetic preparation of reniglandin, cocain hydrochlorid, and sodium sulphate.

anagenesis (an-aj-en'es-is) [Gr. *ἀνά* again + *γένεσις* production]. Reproduction or regeneration of tissue

anagenetic (an-aj-en-et'ik). Pertaining to or producing anagenesis.

anagnosasthenia (an-ag-nōs-as-the'ne-ah) [Gr *ἀνάγνωσις* reading + *asthenia*] Neurasthenia with distress at any attempt to read, also inability to read, although the eye can distinguish printed words.

anagyrin (an-aj'ir-in) [Gr. *ἀνά* back + *γῦρος* turn]. An alkaloid, $C_{15}H_{22}NO_2$, from *Anagyris fœtida*, an old-world leguminous shrub; its hydrochlorate is a heart depressant. **a. hydrobromid**, a white, crystalline compound, $C_{14}H_{18}N_2O_2Br$, used as a heart stimulant.

anakatesthesia (an''ah-kat-es-the'ze-ah) [Gr. *ἀνά* up + *κατά* down + *αἴσθησις* sensation]. A hovering feeling or sensation.

anakhre (an-ak'er). See *goundou.*

anakinetomere (an-ah-kin'e-to-mēr) [Gr. *ἀνά* up + *κίνησις* motion + *μέρος* part]. A. P. Mathews's term for matter in which the molecules and atoms are rich in energy content so that such matter is alive. Cf. *katakinetomere.*

anakinetomeric (an''ah-kin-e-to-me'rik). Rich in energy content and therefore living. Cf. *katakinetomeric.*

anakusis (an-ak-oo'sis) [Gr. *ἀν* neg. + *ἀκούειν* to hear]. Total deafness.

anal (a'nal) [L. *ana'lis*] Pertaining to the anus

analeptic (an-al-ep'tik) [Gr. *ἀναληπτικός*]. 1. Restorative; cordial. 2. A restorative medicine or agent

analeptol (an-al-ep'tol). A tonic compound of phosphorus, nux vomica, cinchona, cocoa leaves, and aromatics.

analgecist (an-al'je-sist). One who administers an anesthetic.

analgen (an-al'jen) [Gr. *ἀν* neg. + *ἄλγος* pain]. A white, crystalline, antipyretic, and analgesic substance, ortho-ethoxymonobenzoyl aminoquinolin, $C_9H_5(OC_2H_5).NH(COC_6H_5)N$, insoluble in water, but fairly soluble in hot alcohol and dilute acids. It is used in rheumatism and neuralgia. Dose, 7–15 gr (0.46–1 gm.). Called also *quinalgen, benzanalgen,* and *labordin.*

analgesia (an-al-je'ze-ah) [Gr. *ἀν* neg. + *ἄλγος* pain]. Absence of sensibility to pain. **a. al'gera, a. doloro'sa**, acute pain in a part, with loss of sensibility. **paretic a.**, loss of the sense of pain accompanied by partial paralysis.

analgesic (an-al-je'zik). 1. Relieving pain. 2. Not sensitive as to pain. 3. A remedy for pain.

analgesin (an-al-je'sin). See *antipyrin.*

analgetic (an-al jet'ik). Analgesic.

analgia (an-al'je-ah) [Gr. *ἀν* neg. + *ἄλγος* pain]. Absence of pain.

analgic (an-al'jik). Insensible to pain.

analgin (an-al'jin). Same as *creolin*

anallergic (an-al-er'jik). Not allergic; not causing anaphylaxis.

analogous (an-al'og-us). Having an analogy; corresponding in certain particulars.

analogue (an'al-og) [Gr *ἀνάλογος* proportionate]. A part or organ having the same function as another, but of a different structure. See *homologue* **homologous a.**, a part that is similar to another in both function and structure.

analogy (an-al'o je). Resemblance in structure due to similarity of function.

analysis (an-al'is-is) [Gr. *ἀνά* apart + *λύειν* to loosen] Separation into component parts or elements, the act of determining the component parts of a substance **colorimetric a.**, analysis by means of the various color-tests. **densimetric a.**, analysis by ascertaining the specific gravity of a solution and estimating the amount of matter dissolved **gasometric a.**, the measurement of the different components of a gaseous mixture. **gravimetric a.**, the quantitative analysis of a body by weight. **organic a.**, the analysis of animal and vegetable tissues. **polariscopic a.**, analysis by means of the polariscope. **proximate a.**, the determination of the simpler constituents of a substance **qualitative a., qualitive a.**, the determination of the nature of the constituents of a compound. **quantitative a., quantitive a.**, the determination of the proportionate quantities of the constituents of a compound. **spectroscopic a., spectrum a.**, analysis by means of the spectroscope. **ultimate a.**, the determination of the ultimate elements of a compound. **volumetric a.**, quantitative analysis by measuring volumes of liquids.

analysor (an'al-i-zor). Pawlow's name for a specialized part of the nervous system which controls the reactions of the organism to changing external conditions.

analytic (an-al-it'ik) Pertaining to analysis.

analyzer (an'al-i-zer) A Nicol prism attached to a polarizing apparatus which extinguishes the ray of light polarized by the polarizer.

Aname (an'am-e). A genus of poisonous spiders, known as the "bird spiders."

anamirtin (an-ah-mer'tin). An oily glycerid, $C_{10}H_{24}O_{10}$, from *Cocculus indicus.*

anamnesis (an-am-ne'sis) [Gr. *ἀνάμνησις* a recalling]. 1. The faculty of memory. 2. The past history of any particular case of disease It includes the information obtained concerning the patient, his family, his previous environment, experiences, and sensations.

anamnestic (an-am-nes'tik). Pertaining to anamnesis.

anamniotic (an-am-ne-ot'ik) [Gr. *ἀν* neg. + *ἀμνίον* amnion]. Having no amnion.

anamorphosis (an″ah-mor-fo′sis) [Gr. ἀνά up + μορφή form]. An ascending progression or change of form in the evolution of a group of animals or plants.

ananabasia (an-an-ab-a′se-ah) [Gr. α neg. + ἀνάβασις ascent] Inability to ascend high places.

ananaphylaxis (an-an″af-il-aks′is). Antianaphylaxis

ananastasia (an-an-as-ta′se ah) [Gr. α neg. + ἀνάστασις standing up]. Inability to stand up or to rise from a sitting posture.

anandria (an-an′dre-ah) [Gr. ἀν neg. + ἀνήρ man]. The loss of male and assumption of female characters by men.

anangioplasia (an-an″je-o-pla′se-ah) [Gr. ἀν neg. + ἀγγεῖον vessel + πλάσσειν to form] Congenital diminution of the caliber of the arteries

anangioplastic (an-an″je-o-plas′tik). Due to or marked by defective development of the vascular system.

anapeiratic (an-ah-pi-rat′ik) [Gr. ἀναπειρᾶσθαι to do again]. Due to excessive use.

anapepsia (an-ap-ep′se-ah). Complete absence of pepsin from the stomach secretion.

anaphalantiasis (an-af-al-an-ti′as-is) [Gr.]. An old term for lack of eyelashes (Gonæus).

anaphase (an′af-āz) [Gr ἀνά up + φάσις phase]. That stage in mitosis, following the metaphase, in which the halves of the divided chromosomes move apart toward the poles of the spindle to form the diaster. See *mitosis*

anaphia (an-a′fe-ah) [Gr. ἀν neg. + ἁφή touch]. Lack or loss of the sense of touch.

anaphoresis (an-af-or-e′sis). Diminution in the activity of the sweat-glands.

anaphoria (an-af-o′re-ah) [Gr. ἀνά up + φέρειν to bear]. Tendency of the eyes to turn upward; an upward tendency of the visual axes.

anaphrodisia (an″af-ro-diz′e-ah) [Gr ἀν priv. + Ἀφροδίτη Venus]. Absence or loss of sexual desire.

anaphrodisiac (an″af-ro-diz′e-ak) 1. Repressing sexual desire. 2. A drug or medicine that allays sexual desire.

anaphylactia (an-af-il-ak′she-ah). The condition produced as a result of anaphylaxis, any anaphylactic disease

anaphylactic (an-af-il-ak′tik) Decreasing immunity instead of increasing it; pertaining to anaphylaxis, possessing anaphylaxis

anaphylactin (an-af-il-ak′tin). Same as *sensibilisin*

anaphylactogen (an″af-il-ak′to-jen). A substance capable of causing anaphylaxis; a protein substance which is capable of inducing a condition of anaphylaxis. Called also *protein allergen* and *protein sensitinogen*.

anaphylactogenesis (an-af-il-ak-to-jen′es-is). The production of anaphylaxis.

anaphylactogenic (an″af-il-ak-to-jen′ik). Producing anaphylaxis

anaphylactoid (an-af-il-ak′toid). Resembling anaphylaxis See *pseudo-anaphylaxis*.

anaphylactotoxin (an-af-il-ak-to-tok′sin). Same as *anaphylatoxin*.

anaphylatoxin (an-af-il-ah-toks′in). The poisonous substance in anaphylaxis, formed by union between the reaction body developed from the protein first introduced and the protein of the second injection (Friedberger).

anaphylatoxis (an-af-i-lat-ok′sis). The reaction produced by an anaphylatoxin.

anaphylaxin (an-af-il-aks′in). Same as *anaphylactin*.

anaphylaxis (an-af-il-aks′is) [Gr. ἀνά against + φύλαξις protection]. The state of unusual or exaggerated susceptibility to a foreign protein which sometimes follows a primary injection of such protein (Richet, 1893). Called also *Theobald Smith phenomenon, hypersusceptibility*, and *protein sensitization*. **active a.**, the anaphylactic state produced in an animal by the injection of a foreign protein; distinguished from passive a. **antiserum a.**, passive anaphylaxis **chronic a.**, Richet's term for enteritis anaphylactica. **heterologous a.**, a passive anaphylaxis induced by the transference of serum from an animal of a different species. **homologous a.**, a passive anaphylaxis induced by the transference of serum from an animal of the same species. **indirect a.**, anaphylaxis induced by an animal's own protein modified in some way **inverse a.**, an anaphylactic shock produced by a single intravenous injection of Forssman's antibody **passive a.**, anaphylaxis occurring in a normal individual as a result of the injection of the serum of a previously sensitized individual

anaphylodiagnosis (an-af-i″lo-di-ag-no′sis). Diagnosis of disease by means of anaphylactic reactions.

anaphylotoxin (an-af-il-o toks′in). Anaphylatoxin.

anaplasia (an-ap-la′se-ah) [Gr ἀνά backward + πλάσσειν to form]. Reversion of cells to a more primitive and undifferentiated form; a change in a cell by which it becomes incapable of attaining imperfect structure and function Called also *reversionary atrophy* and *undifferentiation*.

Anaplasma (an-ap-laz′mah). A genus of sporozoan organisms, consisting of a tiny dot of chromatin-like material in erythrocytes **A. centra′le**, a form occurring near the center of an erythrocyte **A. margina′le**, found near the periphery of the red blood-corpuscles of cattle in galziekte, and is believed to be the causative agent in that disease. It is transmitted through the bite of the tick, *Boophilus decoloratus* in South Africa and *B. annulatus* in North America.

anaplasmosis (an-ap laz-mo′sis). The condition of being infected with Anaplasma. See *galziekte*.

anaplastia (an-ah-plas′te-ah). Anaplasia

anaplastic (an-ap-las′tik) [Gr ἀνά again + πλάσσειν to form] 1 Restoring a lost or absent part. 2 Characterized by anaplasia or imperfect development: said of cells.

anaplasty (an′ap las-te) [Gr ἀνά again + πλάσσειν to form]. Restorative or plastic surgery.

anaplerosis (an-ap le ro′sis). The repair or replacement of lost or defective parts.

anapnograph (an-ap′no graf) [Gr. ἀναπνοή respiration + γράφειν to record]. A device which registers the speed and pressure of the respired air-current.

anapnoic (an-ap-no′ik). 1. [Gr. ἀνά against + ἄπνοια breathlessness.] Relieving dyspnea. 2. [Gr. ἀναπνοή respiration.] Pertaining to the respiration.

anapnometer (an-ap-nom′et-er) [Gr ἀναπνοή respiration + μέτρον measure] A spirometer.

anapophysis (an-ap-of′is is) [Gr. ἀνά back + ἀπόφυσις offshoot]. An accessory vertebral process, especially an accessory process of a dorsal or lumbar vertebra.

anaptic (an-ap′tik) [Gr. α neg + ἁφή touch]. Marked by anaphia loss of the sense of touch.

anarcotin (ah-nar′ko-tin) [Gr. α neg. + νάρκη stupor] Narcotin: so called because it is not truly narcotic: said to be a useful antiperiodic.

anarithmia (an-ar-ith′me-ah) [Gr α priv. + ἀριθμός number]. Inability to count, due to a central lesion.

anarthria (an-ar′thre-ah) [Gr. ἀν neg. + ἄρθρον articulation] Inability to speak properly on account of defect of the peripheral speech musculature. **a. litera′lis**, stuttering.

anasarca (an-ah-sar′kah) [Gr. ἀνά throughout + σάρξ flesh]. An accumulation of serum in the cellular tissues of the body; general dropsy.

anasarcin (an-as-ar'sin). A proprietary heart tonic used in dropsy.

anasarcous (an-ah-sar'kus). Affected with or of the nature of anasarca

anaspadia, anaspadias (an-ah-spa'de ah, an-ah-spa'de-as) [Gr. *ἀνά* up + *σπᾶν* to draw] A condition in which the urethra opens upon the dorsum of the penis

anastalsis (an-as-tal'sis) [Gr. *ἀνά* up + *στάλσις* contraction]. Reversed peristalsis; antiperistalsis.

anastaltic (an-as-tal'tik) [Gr. *ἀναστaλτικός* contracting]. 1. Highly astringent, styptic. 2. A styptic medicine.

anastate (an'as-tāt) [Gr. *ἀνάστατος* raised up]. Any substance or condition characteristic of or resulting from an anabolic process.

anastatic (an as-tat'ik). Restorative; inclining to recovery.

anastigmatic (an-as-tig-mat'ik). Corrected for astigmatism.

anastole (an-as'tol-e) [Gr. *ἀναστολή*]. Retraction, as of the lips of a wound.

anastomat (an-as'to mat). An apparatus for securing an anastomosis between a remnant of the sigmoid and the lower end of the rectum

anastomose (an-as'to-mōz). To communicate with one another, as arteries and veins.

anastomosis (an-as-to-mo'sis) [Gr. *ἀναστόμωσις*, from *ἀναστομόειν* to furnish with a mouth]. 1. A communication between two vessels. 2. The surgical or pathologic formation of a passage between any two normally distinct spaces or organs. **antiperistaltic a.**, enterostomy in which the two parts are so joined that the peristaltic wave in each part is in opposite directions. **arteriovenous a.**, anastomosis between an artery and a vein. **crucial a.**, an arterial anastomosis in the proximal part of the thigh, formed by the anastomotic branch of the sciatic, the internal circumflex, the first perforating, and the transverse portion of the external circumflex. **Galen's a.**, the anastomosis between the superior and inferior laryngeal nerves **heterocladic a.**, an anastomosis between branches of different arteries **homocladic a.**, an anastomosis between branches of the same artery. **Hyrtl's a.** See *Hyrtl's loop*, under *loop*. **intestinal a.**, the establishment of a communication between two portions of the intestines **isoperistaltic a.**, intestinal anastomosis in which the two parts are so joined that the peristaltic wave in each part is in the same direction. **Jacobson's a.**, the anastomosing part of the tympanic plexus. **precapillary a.**, anastomosis between small arteries just before they become capillaries **Schmidel's a's**, abnormal communications between the vena cava and the portal system. **stirrup a.**, an arterial branch joining the dorsalis pedis with the external plantar artery. **terminoterminal a.**, anastomosis between the peripheral end of an artery and the central end of the corresponding vein, and between the central end of the artery and the terminal end of the vein **ureterotubal a.**, an anastomosis between the ureter and the fallopian tube.

anastomotic (an-as-to-mot'ik). Pertaining to or of the nature of an anastomosis.

anastomotica magna (an-as-to-mot'ik-ah mag'nah). 1. A branch of the femoral artery supplying the knee-joint. 2. A branch of the brachial artery to the elbow.

anat. Abbreviation for *anatomy* or *anatomic*.

anatherapeusis (an"ah ther-ap-u'sis) [Gr. *ἀνά* upward + *therapeusis*]. Treatment by increasing doses.

anatomic, anatomical (an-at-om'ik, an-at-om'-ik-al). Pertaining to anatomy, or to the structure of the organism.

anatomicopathologic (an"at-om"ik-o-path-o-loj'ik). Pertaining to pathologic anatomy.

anatomicophysiologic (an-at-om"ik-o-fiz-e-o-loj'ik). Pertaining to anatomy and physiology.

anatomy (an-at'o-me) [Gr. *ἀνά* apart + *τέμνειν* to cut]. 1. The science of the structure of organized bodies. 2. Dissection of an organized body. **applied a.**, anatomy as applied to diagnosis and treatment. **artificial a.**, the study of artificial dissection made in wax. **comparative a.**, a comparative view of the structure of different animals and plants one with another. **corrosion a.**, anatomy by means of corrosive agents that remove the tissues which it is not intended to observe. **dental a.**, the study of the structure of the teeth and their correlated parts. **descriptive a.**, the study or description of individual parts of the body. **general a.**, the study of the structure and composition of the body, and its tissues and fluids in general. **gross a.**, that which deals with structures that can be distinguished with the naked eye. **histologic a.**, histology. **homologic a.**, the study of the correlated parts of the body. **macroscopic a.** Same as *gross a.* **medical a.**, anatomy concerned with the study of points connected with the diagnosis and situation of internal diseases. **microscopic a., minute a.**, the branch of histology which deals with the relationships between tissues in organs **morbid a., pathologic a.**, the anatomy of diseased tissues **physiognomonic a.**, the study of the external expression of the body surface, especially of the face. **physiologic a.**, the study of the organs with respect to their normal functions. **plastic a.**, the study of anatomy by the aid of models and manikins that can be taken apart. **practical a.**, anatomy studied by means of demonstration and dissection. **regional a.**, the study of limited portions or regions of the body. **special a.**, the study of particular organs or parts. **surface a.**, the study of the form and markings of the surface of the body. **surgical a.**, the study of limited portions or regions of the body, with a view to the diagnosis of surgical diseases. **systematic a.**, descriptive a. **topographic a.**, the study of parts in their relation to surrounding parts **transcendental a.**, the study of the general design and morphology of the body and the analogies and homologies of its parts.

anatoxic (an-at-oks'ik). Anaphylactic.

anatoxin (an-ah-tok'sin) A toxin which has been inactivated by the combined action of formol and heat.

anatricrotic (an"at-rik-rot'ik) [Gr *ἀνά* up + *τρεῖς* three + *κρότος* stroke] Causing or characterized by three indentations on the ascending curve of the sphygmogram.

anatricrotism (an-at-rik'rot-izm). That quality of the pulse which produces an anatricrotic sphygmogram.

anatripsis (an-at-rip'sis) [Gr. "rubbing"]. Therapeutic rubbing or friction.

anatriptic (an-at-rip'tik) [Gr. *ἀνάτριπτος* rubbed up]. A medicine applied by rubbing.

anatrophic (an-at-rof'ik). 1. Correcting or preventing atrophy. 2. A remedy that prevents waste of the tissues.

anatropia (an-at-ro'pe-ah) [Gr. *ἀνά* up + *τρέπειν* to turn] Same as *anaphoria*.

anatropic (an-at-rop'ik). Descending into the abdominal or other cavity.

anaxon, anaxone (an-ak'sōn) [Gr. *ἀν* neg. + *ἄξων* axis]. A neuron, or nerve-cell, which appears to be devoid of axis-cylinder processes.

anazoturia (an-az-o-tu're-ah) [Gr. *ἀν* neg. + *azote* + Gr. *οὖρον* urine]. Absence or deficiency in the secretion of nitrates, and especially of urea in the urine.

anazyme (an'az-īm) [Gr. *ἀναζυμόειν* to leaven]. An iodoform substitute, said to be a combination of phenol and boric acid.

AnCC. Abbreviation for *anodal closure contraction.*

anchorage (ank'or-āj). The surgical fixation of a displaced viscus. In dentistry, the points of fixation of fillings or of artificial crowns or bridges

Anchusa (an-ku'zah) [L., Gr. ἄγχουσα alkanet]. The genus of plants to which alkanet (q. v.) belongs.

anchusin (an-ku'sin). A red coloring-matter, $C_{35}H_{40}O_8$, from alkanet root.

anchylo-. See under *ankylo-.*

ancipital (an-sip'it-al) [L. *an'ceps* two-headed]. Having two heads or two edges.

Ancistrodon (an-sis'tro-don) [Gr ἄγκος hook + ὀδούς tooth]. A genus of poisonous serpents of the family Crotalidæ. *A contor'trix* is the copperhead, and *A. pisciv'orus*, the water-moccasin, of North America

ancistroid (an-sis'troid) [Gr. ἄγκιστρον a fish-hook + εἶδος form]. Hook shaped

anconad (an'kon-ad) [Gr ἀγκών elbow + L. *ad* toward]. Toward the elbow or olecranon.

anconagra (an-kon-ag'rah, an-kon'ag-rah) [Gr. ἀγκών elbow + ἄγρα seizure]. Gout of the elbow.

anconal, anconeal (an'kon-al, an-ko'ne-al) Pertaining to the elbow.

anconeus (an-ko'ne-us). See *muscles, table of.*

anconitis (an-ko-ni'tis). Inflammation of the elbow-joint.

ancylo-. See under *ankylo-.*

ancyroid (an'sir-oid) [Gr. ἄγκυρα anchor + εἶδος form] Shaped like an anchor or hook.

Anda (an'dah) [Brazilian]. A genus of euphorbiaceous trees. *A as'su* and *A gome'sii*, of Brazil, afford purgative oils used like castor oil. Dose, 2–3 dr (8–12 c.c.).

Andernach's ossicles (ahn'der-nahks) [Johann Winther v. *Andernach*, German physician, 1478–1574] The worman bones

Anders's disease (an'ders) [James M *Anders*, Philadelphia physician] Adiposis tuberosa simplex.

Andersch's ganglion, nerve (an'dersh-ez) [Carl Samuel *Andersch*, German anatomist, 1732–1777] See *ganglion* and *nerve.*

Anderson's pills (an'der-sonz) [Patrick *Anderson*, Scotch physician of the 17th century]. See under *pill*

Andira (an-di'rah) A genus of tropical leguminous trees. Goa powder (q. v.) and chrysarobin (q. v.) are derived from *A araro'ba*, of Brazil Many of the species afford active poisons, and several are anthelmintic

andolin (an'do-lin). A local anesthetic said to contain beta-eucain and stovain with suprarenalin hydrochlorid

Andral's decubitus (an-dralz') [Gabriel *Andral*, French physician, 1797–1876]. See under *decubitus*

andrase (an'drās) [Gr ἀνήρ man + *-ase* enzyme] A hypothetical enzyme-like substance regarded as the material basis of maleness in heredity. Cf. *gynase.*

androcyte (an'dro-sīt) [Gr. ἀνήρ man + κύτος cell]. Same as *spermatid.*

androdedotoxin (an-dro-de-do-tok'sin). A poisonous principle contained in the leaves of rhododendrons.

androgalactozemia (an"dro-gal-ak-to-ze'me-ah) [Gr. ἀνήρ man + γάλα milk + ζημία loss]. The secretion or escape of milk from the male breast.

androgenesis (an-dro-jen'es-is) [Gr ἀνήρ man + γένεσις production]. Development of an egg which contains only parental chromosomes and nuclei.

androgenous (an-droj'en-us) [Gr. ἀνήρ man + γεννᾶν to beget]. Pertaining or tending to the production of male rather than female offspring.

androgone (an'dro-gōn) [Gr. ἀνήρ man + γονη seed]. A spermatogenous cell.

androgyne (an'dro-jin). Androgynous.

androgyneity, androgyny (an-dro-jin-e'it-e, an-droj'en-e). Hermaphroditism, also, effeminacy.

androgynism (an-droj'in-izm). Hermaphroditism in the female.

androgynoid (an-droj'in oid). A male hermaphrodite with woman-like appearance.

androgynous (an-droj'in-us). Of double or doubtful sex, hermaphrodite.

androgynus (an-droj'en-us) [Gr. ἀνήρ man + γυνή woman]. A hermaphrodite: also an effeminate man.

andrology (an-drol'o-je) [Gr. ἀνήρ man + λόγος discourse]. Scientific study of the masculine constitution and of the diseases of the male sex; especially the study of diseases of the male organs of generation.

Andromachus (an-drom'ak-us). A physician of Crete who became body physician to the Emperor Nero He invented a famous medical compound called "Theriacum Andromachi."

andromania (an dro ma'ne-ah) [Gr. ἀνήρ man + μανία madness] Nymphomania.

Andromeda (an-drom'e-dah) [L.]. A genus of ericaceous shrubs and trees, some of which afford a poisonous narcotic principle *A. maria'na*, *A nit'ida*, and *A. polifo'lia* are among the poisonous species

andromedotoxin (an drom"ed-o-tok'sin) [*Andromeda* + *toxin*]. A poisonous crystalline principle from various ericaceous plants: it inhibits the respiratory centers and is hypnotic.

androphobia (an-dro fo'be-ah) [Gr. ἀνήρ man + φόβος dread]. Morbid dislike of the male sex.

androphonomania (an"dro-fo no-ma'ne-ah) [Gr. ἀνδροφόνος man-killing + μανία madness]. Homicidal insanity.

Andropogon (an dro-po'gon). A genus of grasses. *A sor'gum* includes broom corn, kafir corn, and sorgum

AnDTe. Abbreviation for *anodal duration tetanus.*

anectasin (an-ek'tas-in) [Gr ἀν neg. + ἔκτασις distention]. A substance produced by bacteria, having an effect on the vasomotor nerves opposite to that of ectasin.

anedemin (an-e de'min). A proprietary dropsy remedy containing apocynum, strophanthus, squill, and sambucus.

anelectrode (an-el-ek'trod) [Gr ἀνά up + *electrode*] The positive pole of a galvanic battery.

anelectrotonic (an"e-lek-tro-ton'ik). Pertaining to anelectrotonus.

anelectrotonus (an"el-ek-trot'o-nus) [Gr. ἀνά up + *electrotonus*]. Lessened irritability of a nerve in the region of the positive pole or anode during the passage of an electric current.

Anel's operation, probe, etc [Dominique *Anel*, French surgeon, 1679–1730]. See *operation, probe,* etc.

anematosis, anæmatosis (an-em-at-o'sis). General anemia.

anemia, anæmia (an-e'me-ah) [Gr ἀν neg. + αἷμα blood] A condition in which the blood is deficient either in quantity (*oligemia*) or in quality. The deficiency in quality may consist in diminution of the amount of hemoglobin (*oligochromemia*) or in diminution of the number of red blood-corpuscles (*oligocythemia*). It may be *local*, or due to mechanic interference with the blood-supply, as by compression of a vessel, embolism, spasm, etc.; or *general.* In the latter case the deficiency of quantity or quality is due to imperfect nutrition wasting disease, or direct loss of blood. Anemia is marked by paleness of the skin and mucous membranes, loss of energy, palpitation of the

systolic murmurs, and other general symptoms. **Addison's a., Addison-Biermer a.,** pernicious anemia. **aplastic a.,** anemia in which the ordinary regenerative changes in the circulating blood do not take place. **aplastic a., acute,** a fatal form of anemia due to degeneration of the bone-marrow and failure of blood formation. **aregenerative a.** Same as *aplastic a.* **arterial a.,** relative depletion of the arteries due to dilatation of the veins. **atrophic a.,** anemia dependent on atrophy of the bone-marrow. **Biermer's a., Biermer-Ehrlich a.,** pernicious anemia. **bothriocephalus a.,** anemia caused by the *Bothriocephalus latus.* **cattle a.,** a condition caused by infection with *Theileria parva.* **cerebral a.** 1. Deficient blood-supply to the brain. 2. A disease of heavy milking cows of middle age, occurring at the time of parturition, and marked by paralysis and subnormal temperature. Called also *milk fever.* **chlorotic a.** See *chloranemia.* **costogenic a.,** anemia due to disorder of the bone-marrow of the ribs. **crescent-cell a.** See *sickle cell a.* **cytogenic a., essential a.** See *progressive pernicious a.* **familial splenic a.** See *Gaucher's disease,* under *disease.* **febrile pleiochromic a.,** a disease characterized by wide-spread hyaline thrombi in the terminal arterioles and capillaries, the thrombi being composed of agglunated red blood-cells; called also *Moschcowitz's disease.* **fecal a.,** anemia from autointoxication due to intestinal inactivity. **general a.,** that which affects the whole of the blood and the entire organism. See *anemia.* **globular a.,** anemia from deficiency of red blood-corpuscles. **goat's milk a.,** an alimentary anemia occurring in infants fed on goat's milk **ground-itch a.,** hookworm disease. **hemolytic a.,** anemia due to active destruction of red corpuscles within the circulation. **hemopathic a.,** an anemia in which the disturbance is primarily in the circulating blood. **hemorrhagic a.,** that which is due to loss of blood **hemotoxic a.,** anemia due to the toxic destruction of red blood-cells. **hypoplastic a.,** anemia due to incapacity of the blood-forming organs. **idiopathic a.,** that which is due to disease of the blood-making organs; primary anemia. It includes progressive pernicious anemia, chlorosis, aplastic anemia, and hemolytic jaundice. **a. infan'tum pseudoleukæ'mica,** a disease of children, usually under two years of age, marked by anemia, enlargement of the spleen, and some of the findings of pernicious anemia. Some cases exhibit polynuclear leukocytosis, and some, lymphocytosis. The condition is probably connected with congenital syphilis in some cases and with infantile leishmaniasis in others. Called also *von Jaksch's anemia* or *disease, splenic anemia of infants,* and *infantile splenomegaly.* **infectious a. of horses.** See *swamp fever,* under *fever* **intertropical a.** See *ankylostomiasis* **Leishman's a.,** kala-azar. **local a.** See *anemia* **a. lymphat'ica.** Same as *pseudoleukemia* **malignant a.** Same as *progressive pernicious a* **megaloblastic a.,** anemia marked by the presence of megaloblasts in the blood. **metaplastic a.,** pernicious anemia marked by change in the plastic elements of the blood. **miner's a.,** ankylostomiasis. **Momburg's a.** See *Momburg's belt,* under *belt* **myelopathic a.,** anemia due to destruction of the erythroblastic tissue of the bone-marrow. **myelophthisic a.,** anemia due to the destruction, or crowding out, of bone-marrow by various lesions. **negative a.,** a condition marked by the presence of erythroblasts in the blood, but without diminution in the number of red cells. **osteosclerotic a.,** anemia due to the crowding out of bone-marrow by osteosclerosis or thickening of bone. **pernicious a.,** a chronic disease, without discoverable cause, marked by progressive diminution of the red corpuscles of the blood, with the usual symptoms of anemia, and often with emaciation, fever, and hemorrhage into the retina. It is believed to be due to destruction of the red corpuscles, and is generally speedily fatal. Called also *Addison's a., Biermer's a, Addison-Biermer a, essential a.,* and *idiopathic a.* **phenylhydrazin a.,** a blood state resembling that of pernicious anemia caused in animals by the injection of phenylhydrazin. **polar a.,** an anemic condition which affects those who winter in the polar regions. **Porto Rican a.,** an extreme form of anemia caused by uncinariasis. **posthemorrhagic a.,** anemia following hemorrhage. **primary a.** Same as *idiopathic a.* **progressive pernicious a.** See *pernicious a.* **a. pseudoleukæ'mica infan'tum.** See *a. infantum pseudoleukæmica.* **retinal a.,** a condition in which the caliber of the retinal arteries is diminished. **Runeberg's a.,** progressive pernicious anemia with temporary periods of improvement. **secondary a.,** that which is due to hemorrhage, cancer, or some other antecedent disease or injury. **sequestration a.,** a local anemia produced by withdrawing temporarily some of the blood from the part by sequestering it to the other limbs by cordage. **sickle cell a.,** a disease marked by anemia and by ulcers and characterized by the red blood-cells of the patient acquiring a sickle-like or crescentic shape in vitro The disease seems to be confined to the negro race and it is hereditary. **slaty a.,** a grayish color of the face in poisoning by acetanilid or silver. **spastic a.,** a local anemia from spasm of blood-vessels **spinal a.,** deficiency in the supply of blood to the spinal cord. **splenic a., a. splenet'ica,** a disease marked by splenic enlargement and anemia without involvement of the lymphatic glands **splenic a. of infants.** See *a infantum pseudoleukæmica.* **symptomatic a.** Same as *secondary a.* **thrombopenic a.** See *thrombopenia.* **toxic a.,** anemia due to destruction of the blood-cells by poisons or disease toxins **traumatic a.,** that which is due to loss of blood from an injury or wound **trophoneurotic a.,** anemia brought about by nervous shock. **tropical a.,** anemia affecting persons visiting the tropics and who have not become acclimatized. **tunnel a.** See *ankylostomiasis.* **von Jaksch's a.,** anemia infantum pseudoleukæmica.

anemic (an-em'ik). Affected with or pertaining to anemia.

Anemone (an-em'o-ne) [L. *anemo'ne;* Gr. *ἀνημώνη*]. A genus of plants. See *pulsatilla*

anemonin (an-em'on-in). The active principle of *Anem'one pulsatil'la,* a colorless crystalline substance, $C_{10}H_8O_4$, or pulsatilla camphor. It is used as an antispasmodic and sedative in asthma, bronchitis, whooping-cough, etc, and as an anodyne in dysmenorrhea, epididymitis, etc Dose, $\frac{1}{8}$–$\frac{3}{4}$ gr (0.02–0.05 gm.).

anemonism (an-em'on-izm). Poisoning by the plants of the genus *Anemone.*

anemonol (an-em'on-ol). An exceedingly poisonous volatile oil from various species of *Anemone* and from other ranunculaceous plants.

anemopathy (an-em-op'ath-e) [Gr. *ἄνεμος* wind + *πάθος* affection]. The treatment of disease by inhalation.

anemophilous (an-em-of'il-us) [Gr. *ἄνεμος* wind + *φιλεῖν* to love]. Pollenated by the wind said of certain flowers.

anemophobia (an"em-o-fo'be-ah) [Gr. *ἄνεμος* wind + *φόβος* fear]. Morbid fear of wind or of drafts

anemotaxis (an-em-o-tak'sis) [Gr. *ἄνεμος* wind + *ταξις* arrangement]. Adjustment with reference to the wind.

anemotrophy (an-em-ot'rof-e) [Gr. *ἀν* priv. + *αἷμα* blood + *τροφή* nourishment]. Deficiency of blood nourishment.

anemotropism (an-em-ot'ro-pism) [Gr. *ἄνεμος* wind + *τρόπη* a turn]. A turning toward or away from the wind.

anempeiria (an-em-pi're-ah) [Gr. *α* priv. + *εμπειρία* experience]. Loss of acquired capacities; inability to apply what has been learned, *e. g.*, speech or writing (Heveroch, 1914).

anencephalia, anencephaly (an"en-sef a'le-ah, an-en-sef'al-e) [Gr. *ἀν* priv. + *ἐγκέφαλος* brain]. Absence of the brain.

anencephalic (an"en-sef-al'ik). Characterized by anencephalia; having no brain.

anencephalohemia (an"en-sef-al-o-he'me-ah) [Gr *ἀν* neg. + *ἐγκέφαλος* brain + *αἷμα* blood]. An insufficient supply of blood to the brain.

anencephalous (an-en-sef'al-us). Having no brain.

anencephalus (an-en-sef'al-us) [Gr. *ἀν* priv. + *ἐγκέφαλος* brain]. A monster-fetus without a brain.

aneosinophilia (an-e-o-sin-o-hil'e-ah). Absence of eosinophil cells from the blood

anepia (an-e'pe-ah) [Gr. *ἀν* priv. + *ἔπος* word]. Inability to speak.

anepiploic (an-ep-e-plo'ik). Devoid of omentum.

anerethisia (an er-e-this'e-ah) [Gr. *ἀν* neg. + *ἐρεθίζειν* to excite]. Deficient irritability.

anergasia (an-er-ga'ze-ah) [Gr *ἀν* neg. + *ἐργασία* work]. Lack of functional activity.

anergic (an-er'jik) [Gr. *ἀν* neg. + *ἔργον* work]. 1. Characterized by abnormal inactivity, inactive. 2. Pertaining to energy.

anergy (an'er-je). Weakening of the body defenses against infection, *antianaphylaxis*.

anerobic. An improper spelling of anaerobic.

aneroid (an'er-oid) [Gr. *ἀν* neg. + *νηρός* wet + *εἶδος* form]. See under *barometer*.

anerythrocyte (an-er'ith-ro-sit) [Gr. *ἀν* neg. + *erythrocyte*]. A red blood-corpuscle having no hemoglobin; called also *lympho-erythrocyte*.

anerythroplasia (an-er''ith-ro-pla'se-ah) [Gr. *ἀν* neg + *ἐρυθρος* red + *πλάσσειν* to form]. Absence of red blood-corpuscle formation

anerythroplastic (an-er''ith-ro-plas'tik). Marked by absence of red blood-corpuscle formation.

anerythropsia (an-er-ith-rop'se-ah) [Gr. *ἀν* neg. + *ἐρυθρός* red + *ὄψις* sight]. Impaired perception of red tints.

anerythroregenerative (an-er''ith-ro-re-jen'er-a-tiv). Marked by the absence of regeneration of red blood-corpuscles.

anesin (an'es-in) [Gr. *ἄνεσις* relaxation]. Same as *chloretone*.

aneson (an'es-on). Same as *chloretone*.

anesthecinesia (an-es''the-sin e'se-ah) [Gr. *α* neg. + *αἴσθησις* sensation + *κίνησις* movement]. Loss of sensibility and motor power.

anesthekinesia (an-es''the-kin-e'ze-ah). Anesthecinesia.

anesthesia, anæsthesia (an-es-the'ze-ah) [Gr. *ἀν* neg + *αἴσθησις* sensation] Loss of feeling or sensation, especially loss of tactile sensibility, though the term is used for loss of any of the other senses. **angiospastic a.**, loss of sensibility dependent on spasm of the blood-vessels. **Arnott's a.**, local anesthesia produced by a freezing mixture of ice and salt. **Bier's local a.**, local anesthesia produced by the injection of a 0.5 per cent. solution in the veins of a limb that has been rendered bloodless by elevation and constriction. Called also *vein anesthesia*. **block a.** See *regional a* and *block*. **bulbar a.**, central anesthesia due to a lesion of the pons **caudal a.**, anesthesia produced by injecting the anesthetic into the caudal or sacral canal. **central a.**, anesthesia dependent on disease of nerve-centers. **cerebral a.**, that which arises from a cerebral lesion. **colonic a.**, anesthesia induced by injecting the anesthetic agent into the colon. Cf. *Gwathmey's a.* **conduction a.** See *regional a.* **Corning's a.** 1. Local anesthesia by the injection of a weak cocain solution, first intracutaneously, then subcutaneously, and finally into the deeper tissues, the injection being followed by the application of an Esmarch bandage proximally to the site of injection. 2. Spinal anesthesia. **crossed a.**, that which occurs on one side of the body, and is due to a lesion of the other side. **dissociated a.**, **dissociation a.**, anesthesia for pain and temperature while the tactile sense persists. **doll's head a.**, central anesthesia affecting the head, neck, and upper part of the thorax. **a. dolorosa**, tactile anesthesia with pain in the part; severe pain after the occurrence of paralysis the condition is seen in certain diseases of the spinal cord. **Drain-Dumenil a.**, anesthesia produced by introducing into each nostril two cotton tampons about 3 or 4 cm. long, which are impregnated with ethyl chlorid for about 1 cm. **electric a.**, temporary anesthesia induced by the passage of an electric current. **endoneural a.**, regional anesthesia produced by injecting an anesthetic beneath the epineurium of the sensory nerve trunk of the operative field **facial a.**, insensibility of the parts supplied by the facial nerve. **gantlet a.**, anesthesia in the hand from the wrist to the finger-tips. **general a.**, that which affects the whole body. **girdle a.**, a ring of anesthesia surrounding the body **gustatory a.**, loss or lack of the sense of taste. **Gwathmey's oil-ether a.**, anesthesia produced by the introduction into the rectum of liquid ether with olive oil dissolved in it. **hysterical a.**, bodily anesthesia occurring in hysteria. **infiltration a.**, local anesthesia produced by injecting solutions, such as cocain, morphin, eucain, salt solution, etc., under the skin **infusion a.**, administration of ether by means of infusion in normal saline solution. **insufflation a.**, anesthesia produced by insufflating a mixture of ether and compressed air into the trachea through a slender tube. **intranasal a.**, anesthesia for tooth extraction by the insertion into the nasal fossæ of pledgets soaked in cocain solution. **intraneural a.**, neural anesthesia in which the anesthetic is injected into the nerve **intratracheal a.**, the administration of an anesthetic agent by delivering it into the patient's trachea through a tube. **Javanese a.**, anesthesia produced by pressure upon the carotids **Jonnesco's spinal a.**, anesthesia by injections of one of the cocain substitutes into the spinal arachnoid space, strychnin being added to the anesthetic The puncture is made in the dorsolumbar region for operations on the abdomen or lower extremities, and between the first and second dorsal vertebræ for operations in the upper portions of the body. **Kulenkampff's plexus a.**, local anesthesia of the upper extremity produced by injecting cocain or novocain into the brachial plexus. **local a.**, that which is confined to one limited part of the surface. **magnesium a.**, anesthesia produced by the injection of magnesium salts. **medullary a.** Same as *spinal a.* (2). **Meltzer's a.**, anesthesia by means of intratracheal insufflation. See *insufflation*. **mental a.**, inability on the part of a person to recognize or identify sensory stimulations. **mixed a.**, that which is produced by the use of more than one anesthetic agent. **morphin-scopolamin a.**, general anesthesia produced by subcutaneous injections of 0.01 gm of morphin and 0.0012 gm. of scopolamin hydrobromate. **muscular a.**, lack or loss of the muscular sense. **neural a.**, anesthesia of a part produced by injecting an anesthetic into or about the nerve that supplies the part at a distance from the area to be anesthetized. called also *regional a* **oil-ether a.** See *Gwathmey's a.* **olfactory a.**, abrogation of the sense of smell. **paraneural a.**, neural anesthesia in which the anesthetic is injected around the nerve. **parasacral a.**, regional anesthesia produced by injecting the sacral nerves as they emerge from the sacral foramina. **paravertebral a.**, regional anesthesia secured by anesthe-

the spinal nerves at their exit from the spine. **partial a.**, anesthesia with retention of sensibility in some degree. **perineural a.**, regional anesthesia produced by injections in close proximity to the nerve. **peripheral a.**, that which is due to changes in the peripheral nerves. **plexus a.** See *Kulenkampff's plexus a.* **pressure a.**, anesthesia produced by forcing the anesthetic into a tissue by pressure. **primary a.**, a temporary anesthesia experienced in the early stages of the production of general anesthesia. **pulmonary a.**, anesthesia by inhalation. **rectal a.**, local anesthesia induced by placing an anesthetic agent in the rectum. **regional a.**, the production of insensibility of a part by interrupting the sensory nerve conductivity of any region of the body. It may be produced by (1) *field-block*, the creation of walls by anesthesia encircling the operative field by means of injections of a local anesthetic; or (2) *nerve-block*, that is, the making of extraneural or paraneural injections in close proximity to the nerves where conductivity is to be cut off. Called also *block a.* and *conduction a.* **Schleich's a.** 1. General anesthesia produced by inhaling a mixture of chloroform, sulphuric ether, and petroleum ether. 2. Same as *infiltration a.* **segmental a.**, loss of bodily sensation affecting a segment of the body; due to lesion of a single nerve-root. **spinal a.** 1. That which is due to a spinal lesion. 2. Anesthesia produced by injection of an anesthetic, as cocain, beneath the membrane of the spinal cord. **splanchnic a.**, block anesthesia for visceral operation by injection of novocain into the region of the semilunar ganglia. **spraying a.**, local anesthesia produced by applying the solution in a spray. **surgical a.**, that which is produced by the administration of anesthetics. **tactile a.**, loss or impairment of the sense of touch. **thermic a.**, loss of the heat sense. **total a.**, loss of all sensibility in the affected part. **twilight a.**, twilight sleep. See under *sleep*. **unilateral a.** Same as *hemianesthesia*. **vein a.** Same as *Bier's local a.* **visceral a.**, loss of visceral sensations.

anesthesimeter (an-es-the-sim'et-er) [Gr. *ἀναισθησία* anesthesia + *μέτρον* measure]. 1. An instrument to measure the amount of an anesthetic administered. 2. An instrument for taking the degree of insensitiveness.

anesthesin (an-es'the-sin). A proprietary brand of ethyl aminobenzoate.

anesthesiology (an-es-the-ze-ol'o-je) [*anesthesia* + Gr. *λόγος* treatise]. The study of anesthesia and anesthetics.

anesthesiophore (an-es-the'ze-o-fōr) [*anesthesia* + Gr. *φορός* bearing]. Conveying the anesthetic action.

anesthetic (an-es-thet'ik). 1. Without the sense of touch or of pain. 2. A drug that produces anesthesia. **Billroth's a.** Same as *Billroth's mixture*, under *mixture*. **Cotton's a.** See *Cotton process ether*, under *ether*. **general a.**, one whose administration affects the whole organism: the general anesthetics include amylene, carbon tetrachlorid, chloral hydrate, chloroform, ethylene chlorid, ether, ethidene chlorid, ethyl bromid, nitrous oxid, methylene dichlorid. **hyoscin-morphin-cactin a.**, a proprietary anesthetic and hypnotic preparation. **local a.**, one that anesthetizes only the part to which it is applied. The chief are cocain, phenol, eucain, holocain, cold, ether spray, stovain, or rhigolene spray. **Schleich's a.** 1. An anesthetic consisting of chloroform, sulphuric ether, and petroleum ether in such proportions that the mixture has a boiling-point about the same as the body temperature. 2. A solution of cocain, morphin, and common salt: injected for the production of local anesthesia. **Wilson's local a.**, cocain hydrochlorid, benzoin, boric acid, naphthol, oils of wintergreen, eucalyptus, peppermint, and thyme, spirit of nitroglycerin, absolute alcohol, and water.

anesthetist (an-es'thet-ist). An expert in administering anesthetics.

anesthetization (an"es-thet-iz-a'shun). The production of insensibility to pain.

anesthetize (an-es'thet-iz). To put under the influence of anesthetics.

anesthetometer (an-es-the-tom'et-er). An apparatus for measuring and mixing anesthetic vapors and gases.

anesthetospasm (an-es-thet'o-spazm). Spasm with anesthesia.

anesthol (an-es'thol). A general anesthetic mixture composed of chloroform, ether, and ethyl chlorid

anesthone (an-es'thōn). A proprietary local anesthetic, paramido-ethyl-benzoate.

anesthyl (an-es'thil). A mixture of 1 part of methyl chlorid with 5 parts of ethyl chlorid: used as a local anesthetic.

anestil (an-es'til). Anesthyl.

anethene (an'eth-ēn). A hydrocarbon, $C_{10}H_{16}$, from oil of dill.

anethol (an'eth-ol) [Gr *ἄνηθον* anise]. Methyl-allylphenol, $C_3H_5C_6H_4OCH_3$, a white, fragrant solid or liquid, from the oil of fennel and of anise. It is a pleasant carminative and an antiseptic. Dose, 3 min. (0.2 c.c.).

Anethum (an-e'thum) [L; Gr. *ἄνηθον*]. A genus of plants, including fennel and dill. The fruit of *A.* or *Peuced'anum grave'olens*, or dill, is carminative and stimulant. See *dill* and *fennel*.

anetin (an'e-tin). A local anesthetic composed of equal parts of ethyl-ester of para-aminobenzoic acid and methylester of meta-aminopara-oxybenzoic acid in 40 per cent. dextrose solution.

anetiologic (an-e"te-o-loj'ik) [Gr *ἀν* neg. + *etiologic*]. Not conforming to etiologic principles.

anetodermia (an-e-to-der'me-ah) [Gr. *ἀνετός* slack + *δέρμα* skin]. Atrophy of the skin; dermatolysis.

aneuria (ah-nu're-ah) [Gr. *α* neg. + *νεῦρον* nerve]. Failure or lack of nervous energy.

aneuric (ah-nu'rik). Affected with aneuria.

aneurilemmic (ah-nu-ril-em'ik). Marked by the absence of neurilemma.

aneurysm, aneurism (an'u-rizm) [Gr *ἀνεύρυσμα* a widening]. A sac formed by the dilatation of the walls of an artery and filled with blood. The chief symptoms of aneurysm are the formation of a pulsating tumor, a peculiar bruit (*aneurysmal bruit*) heard over the swelling, and pressure symptoms, consisting of pain and paralysis from pressure on nerves and absorption of contiguous parts. **abdominal a.**, an aneurysm of the abdominal aorta. **ampullary a.** Same as *sacculated a.* **a. by anastomosis, a. anastomot'ica**, a dilatation of several arteries which forms a pulsating tumor under the skin. **aortic a.**, aneurysm of the aorta. **arteriovenous a.** (William Hunter, 1761), the rupture simultaneously of an artery and a vein in which the blood flows directly into a neighboring vein (*aneurysmal varix*) or else is carried into such a vein by a connecting sac (*varicose aneurysm*). **axial a.**, an aneurysm in which the entire circumference of the vessel is dilated. **axillary a.**, aneurysm of the axillary artery. **Bérard's a.**, an arteriovenous aneurysm in the tissues outside of the injured vein; aneurysm in the tissues around a vein. **bone-a.**, a pulsating vascular tumor of a bone. **branching a.**, a cirsoid aneurysm. **cardiac a.**, aneurysmal dilatation of the heart, or of one of its chambers. **cirsoid a.**, the dilatation and tortuous lengthening of a part of an artery. **compound a.**, one in which some of the coats are ruptured and others merely dilated. **consecu-**

tive a., one in which all the exterior coats are ruptured and the surrounding tissues are infiltrated: called also *diffuse a.* **cylindroid a.**, the uniform dilatation of a considerable part of an artery: called also *tubular a.* **cystogenic a.**, one formed by the rupture of a cyst into an artery. **diffuse a.** See *consecutive a.* **dissecting a.**, one in which the blood is forced between the coats of an artery **ectatic a.**, one formed by distention of a section of an artery without rupture of any of its coats. **embolic a.**, one caused by embolism. **embolomycotic a.**, aneurysm due to embolism from some vegetative condition in the heart. **endogenous a.**, one due to disease of the coats of the vessel. **erosive a.**, an aortic aneurysm resulting from the extension of disease from the heart valves producing ulcerative endarteritis with destruction of the intima. **exogenous a.**, one that is due to a wound or to violence **external a.**, one not situated in a body cavity. **false a.**, one in which all the coats are ruptured and the blood is retained by the surrounding tissues. **fusiform a.**, a spindle-shaped arterial dilatation. **hernial a.**, one in which the sac is formed by an inner coat projecting through the outer. **innominate a.**, aneurysm of the innominate artery. **internal a.**, one situated in any one of the body cavities. **intracranial a.**, any aneurysm situated within the cranium. **lateral a.**, one that projects from one side of an artery. **medical a.**, a deep-seated aneurysm (as in the thorax) not accessible by a surgical operation. **miliary a.**, aneurysm of a minute artery, chiefly intracranial. **mixed a.** Same as *compound a.* **mycotic a.**, aneurysm produced by growth of microorganisms in the vessel-wall. **orbital a.**, one situated within the orbit of the eye. **osteoid a.** Same as *bone-a.* **Park's a.**, an arteriovenous aneurysm in which the dilatation communicates with two veins **pelvic a.**, one situated within the pelvis. **phantom a.**, a condition in which the aorta is palpable and the patient complains of throbbing in the region of the aorta. Called also *students' a.* and *aortismus abdominalis.* **Pott's a.**, an aneurysmal varix. **racemose a.**, a condition in which the blood-vessels become dilated, lengthened, and tortuous. **Rasmussen's a.**, a dilatation of a terminal artery in a tuberculous cavity. Its rupture produces hemorrhage in the third stage of pulmonary tuberculosis. **renal a.**, renal epistaxis. See *epistaxis.* **Richet's a.**, fusiform aneurysm. **Rodrigues's a.**, a varicose aneurysm with the sac lying contiguous to the artery. **sacculated a.**, a sac-like arterial dilatation which opens into the artery by an opening that is small compared to the size of the sac. **secondary a.**, one that recurs after having apparently been cured. **serpentine a.**, an elongated and varicose senile condition of certain arteries, such as the splenic, iliac, and temporal. **Shekelton's a.** Same as *dissecting a.* **spongy a.**, an angioma. **spontaneous a.**, an endogenous aneurysm. **spurious a.** See *false a.* **students' a.** See *phantom a.* **surgical a.**, one that may be treated by a surgical procedure. **thoracic a.**, one situated within the thorax. **traction a.**, aneurysm produced by traction on the aorta by the duct of Botalli that is incompletely atrophied **traumatic a.**, an aneurysm due to injury. **true a.**, an aneurysm in which the sac is formed by the arterial walls one of which, at least, is unbroken. **tubular a.** See *cylindroid a.* **valvular a.**, an aneurysm between the layers of a valve of the heart. **varicose a.**, an aneurysm in which the artery communicates with a contiguous vein by means of an intervening sac. **verminous a.**, one that contains hematozoa. **worm a.**, aneurysm in horses caused by the larvæ of strongylus.

aneurysmal (an-u-riz'mal). Pertaining to or resembling an aneurysm.

aneurysmatic (an-u-riz-mat'ik). Pertaining to an aneurysm; aneurysmal.

aneurysmectomy (an-u-riz-mek'to-me) [Gr. *ἀνεύρυσμα* aneurysm + *ἐκτομή* excision]. Extirpation of an aneurysm by removal of the sac.

aneurysmoplasty (an-u-riz'mo-plas-te) [Gr. *ἀνεύρυσμα* aneurysm + *πλάσσειν* to form]. Plastic restoration of the artery in aneurysm; reconstructive endoaneurysmorrhaphy.

aneurysmorrhaphy (an-u-riz-mor'af-e) [Gr. *ἀνεύρυσμα* aneurysm + *ῥαφή* suture]. The operation of suturing an aneurysm.

aneurysmotomy (an-u-riz-mot'o-me) [Gr. *ἀνεύρυσμα* aneurysm + *τομή* cut]. The operation of incising the sac of an aneurysm and allowing it to heal by granulation.

anfractuosity (an-frak-tu-os'it-e) [L. *anfrac'tus* a bending]. A cerebral sulcus.

anfractuous (an-frak'tu-us). Convoluted or sinuous.

angei-. For words thus beginning, see those beginning *angi-*.

angeitis (an-ji'tis) [Gr. *ἀγγεῖον* vessel + *-ιτις* inflammation]. Inflammation of a vessel, especially of a blood-vessel. See *angiitis.*

Angelica (an-jel'ik-ah) [L., from Gr. *ἀγγελικός* angelic]. 1. A genus of umbelliferous plants. 2. The ripe fruit of *A. archangelica* and the rhizome and roots of *A. atropurpurea* are aromatic, stimulant, and emmenagogue, and are used in gout, rheumatism, bronchitis, and intermittent fever. Dose of fruit or root in substance, 30–60 gr. (2–4 gm.); of fluidextract of the fruit, 5–10 min. (0.333–0.666 c.c.); of fluidextract of the root, 30–60 min. (2–4 c.c.) **American a.**, *A. atropurpurea.* **European a.**, *A archangelica.*

angel's (ān'jelz) **wing.** A deformity in which both scapulæ are peculiarly prominent: called also *winged scapulæ.*

angiasthenia (an-je-as-the'ne-ah) [Gr. *ἀγγεῖον* vessel + *α* neg. + *σθένος* strength]. Loss of tone in the vascular system; vascular instability.

angiectasis (an-je-ek'tas-is) [Gr. *ἀγγεῖον* vessel + *ἔκτασις* dilatation]. Dilatation of a blood-vessel, whether from aneurysm, varix, or angioparalysis.

angiectatic (an-ge-ek-tat'ik). Characterized by dilated blood-vessels.

angiectopia (an-je-ek-to'pe-ah) [Gr. *ἀγγεῖον* vessel + *ἐκ* out + *τόπος* place]. Abnormal position or course of a vessel.

angiemphraxis (an-je-em-frak'sis) [Gr. *ἀγγεῖον* vessel + *ἔμφραξις* stoppage]. The stopping up of a vessel.

angiitis (an-je-i'tis) [Gr *ἀγγεῖον* vessel]. Inflammation of a vessel, chiefly of a blood- or a lymph-vessel. **consecutive a.**, inflammation of a vessel caused by extension of the inflammation from the neighboring tissues.

angileucitis (an-je-lu-si'tis). See *angioleucitis.*

angina (an'jin-ah, an-ji'nah) [L.]. Any disease or symptom characterized by spasmodic suffocative attacks; especially a disease of the pharynx or fauces exhibiting such attacks. **a. abdom'inis**, severe colicky pain in the abdomen with increased tension of the pulse, occurring in sclerosis of the abdominal vessels. **a. acu'ta, a. sim'plex,** a simple sore throat. **agranulocytic a., a. agranulocytot'ica,** a condition marked by destructive ulcerative lesions of the throat, leukopenia, marked reduction of granular cells in the blood and bone-marrow, and often icterus. The disease affects principally middle-aged women and is fatal. Called also *agranulocytosis* and *malignant leukopenia.* **a. arthrit'ica,** pharyngitis of a gouty nature. **benign croupous a.**, pharyngitis herpetica. **a. catarrha'lis,** catarrhal pharyngitis. **a. cor'dis,** angina pectoris. **a. croupo'sa,** pseudomembranous or croupous sore throat. **a. cru'ris.** See *intermittent claudication,* under *claudication.* **a. diphtherit'ica,** diphtheritic pharyngitis or laryngitis. **a. dyspep'tica,** a condition resembling angina

pectoris, due to distention of the stomach with gas. **a. epiglottide'a**, inflammation of the epiglottis. **a. erysipelato'sa**, pharyngitis due to erysipelas. **false a.** See *a. pectoris vasomotoria*. **a. follicula'ris**, follicular tonsillitis. **a. gangræno'sa, malignant a.**, gangrenous inflammation of the fauces. **hysteric a.**, pseudo-angina. **a. laryn'gea**, laryngitis. **a. ludovi'ci, a. ludwig'ii, Ludwig's a.**, purulent inflammation seated around the submaxillary gland, beneath the jaw and about the floor of the mouth, usually due to streptococcus infection. **a. membrana'cea**. See *croup*. **a. mi'nor**, a mild form of angina pectoris. **mock a.** See *a. pectoris vasomotoria*. **nerve a.**, neuralgia due to spasm of the sclerotic arteries of the nerves. **a. nervo'sa**, anginal attacks in nervous persons. **a. nosoco'mii, a. ulcero'sa**, ulcerative pharyngitis. **a. no'tha**, vasomotor angina. **a. parotid'ea**, mumps or parotiditis. **a. pec'toris**, a disease marked by paroxysmal thoracic pain, with suffocation and syncope, due to spasm of the systemic arteries, and occurring usually in connection with aortic aneurysm or disease of the heart (Heberden, 1768). Called also *breast-pang, sternalgia, sternodynia*, and *orthopnœa cardiaca*. **a. pec'toris vasomoto'ria**, a condition marked by precordial pain due to vasomotor disturbance and showing no organic disease of the heart; called also *pseudo-angina, vasomotor a., mock a., spurious a.*, and *false a.* **a. phlegmono'sa, a. tonsilla'ris**, parenchymatous tonsillitis. **Plaut's a.**, Vincent's angina. **pseudomembranous a.** See *Vincent's a.* **a. rheumat'ica**, a pharyngitis associated with the rheumatic diathesis. **a. scarlatino'sa**, pharyngitis due to scarlatina. **a. sine dolo're**, a slight anginal attack in which no pain is experienced. **a. spu'ria**, vasomotor angina. **spurious a.** See *a. pectoris vasomotoria*. **streptococcus a.**, angina due to a streptococcus. **a. tonsilla'ris.** See *quinsy*. **a. trachea'lis**, croup. **a. ulcero'sa**, pharyngitis ulcerosa. **a. urat'ica**, gouty pharyngitis. **vasomotor a.** See *a. pectoris vasomotoria*. **Vincent's a.**, an infectious, mildly contagious ulceromembranous disease of the mucosa, usually confined to the tonsils, but sometimes affecting the pharynx, mouth, gums, and even the larynx and trachea. It is caused by *Bacillus fusiformis* with which there is usually associated a spirillum (*Spironema vincentii*). Called also *Plaut's a., pseudomembranous a., ulceromembranous a., phagedenic gingivitis*, and *trench mouth*. Infection with Vincent's bacillus may occur in other parts of the body than the throat, and it has been suggested that the term Vincent's angina should be replaced by Vincent's disease or Vincent's infection.

anginal (an'jin-al). Pertaining to or characteristic of angina.

anginiform (an-jin'if-orm). Resembling angina.

anginoid (an'jin-oid). Resembling an angina.

anginophobia (an-jin-o-fo'be-ah) [*angina* + Gr. *φόβος* fear]. Morbid dread of angina pectoris.

anginose, anginous (an'jin-ōs, an'jin-us) [L. *angino'sus*]. Pertaining to or affected with angina.

anginosis (an-jin-o'sis). A general term for anginal conditions; angina.

angioataxia (an"je-o-at-aks'e-ah) [Gr. *ἀγγεῖον* vessel + *ataxia*]. Irregular tension of the blood-vessels.

angioblast (an'je-o-blast) [Gr. *ἀγγεῖον* vessel + *βλαστός* germ]. One of the mesameboid cells whence the blood-vessels and blood-cells are derived.

angiocardiokinetic (an"je-o-kar"de-o-kin-et'ik) [Gr. *ἀγγεῖον* vessel + *καρδία* heart + *κίνησις* motion]. 1. Affecting the motions or movements of the heart and blood-vessels. 2. Any agent that affects the movements of the heart and vessels.

angiocardiopathy (an"je-o-kar-de-op'ath-e). Any disease of the heart and blood-v[illegible]

angiocarditis (an"je-o-kar-di'tis) [Gr. *ἀγγεῖον* vessel + *καρδία* heart]. Inflammation of the heart and great blood-vessels.

angiocavernous (an-je-o-kav'er-nus). Of the nature of angioma and cavernoma.

angioceratoma (an"je-o-ser-at-o'mah). See *angiokeratoma*.

angiocholecystitis (an"je-o-ko-le-sis-ti'tis) [Gr. *ἀγγεῖον* vessel + *χολή* bile + *κύστις* bladder]. Inflammation of the gall-bladder and bile-ducts.

angiocholitis (an"je-o-ko-li'tis) [Gr. *ἀγγεῖον* vessel + *χολή* bile]. Inflammation of the bile-ducts. **a. prolif'erans**, proliferating inflammation of the bile-ducts leading frequently to carcinoma.

angiochondroma (an"je-o-kon-dro'mah). A chondroma about which there is an excessive development of blood-vessels.

angioclast (an'je-o-klast) [Gr. *ἀγγεῖον* vessel + *κλαστός* broken]. A forceps-like instrument for compressing a bleeding artery.

angiocrine (an'je-o-krin) [Gr. *ἀγγεῖον* vessel + *endocrine*]. Noting vasomotor disorders of endocrine origin.

angiocrinosis (an"je-o-krin-o'sis). A vasomotor disorder of endocrine origin.

angiocyst (an'je-o-sist) [Gr. *ἀγγεῖον* vessel + *cyst*]. An ingrowth of mesothelial tissue in the embryo having blood-forming power.

angiodermatitis (an"je-o-der-mat-i'tis). Inflammation of the vessels of the skin.

angiodiascopy (an"je-o-di-as'ko-pe) [Gr. *ἀγγεῖον* vessel + *διά* through + *σκωπεῖν* to examine]. Direct visual inspection of blood-vessels of the extremities, a light being held behind the part.

angiodystrophia ovarii (an"je-o-dis-tro'fe-ah o-va're-i) [Gr. *ἀγγεῖον* vessel + *dystrophy*]. Disease of the ovary with disease and increase in the number of blood-vessels of that organ.

angioelephantiasis (an"je-o-el-ef-an-ti'as-is). Extensive angiomatous condition of the subcutaneous tissues.

angiofibroma (an"je-o-fi-bro'mah). An angioma containing fibrous tissue. **a. contagio'sum trop'icum**, a skin disease of Brazil characterized by an eruption of red papules which develop into bluish nodules.

angiogenesis (an"je-o-jen'es-is) [Gr. *ἀγγεῖον* vessel + *genesis*]. The development of the vessels.

angiogenic (an"je-o-jen'ik). 1. Arising in the vascular system. 2. Developing into blood-vessels.

angioglioma (an"je-o-gli-o'mah). A very vascular form of glioma.

angiogliomatosis (an"je-o-gli-o-mat-o'sis). A condition marked by the formation of multiple vascular gliomas.

angiogliosis (an"je-o-gli-o'sis). A condition marked by the development of angiogliomas.

angiograph (an'je-o-graf) [Gr. *ἀγγεῖον* vessel + *γράφειν* to record]. A form of sphygmograph.

angiography (an-je-og'raf-e) [Gr. *ἀγγεῖον* vessel + *γράφειν* to record]. A treatise upon the vessels; the study of the vessels.

angiohyalinosis (an"je-o-hi"a-lin-o'sis) [Gr. *ἀγγεῖον* vessel + *hyalinosis*]. Hyaline degeneration of the muscularis of blood-vessels. **a. hæmorrhag'ica**, a congenital hemorrhage producing a kind of hemophilia.

angiohypertonia (an"je-o-hi-per-to'ne-ah) [Gr. *ἀγγεῖον* vessel + *ὑπέρ* over + *τόνος* tension]. Angiospasm.

angiohypotonia (an"je-o-hi-po-to'ne-ah) [Gr. *ἀγγεῖον* vessel + *ὑπό* over + *τόνος* tension]. Same as *vasodilatation*.

angioid (an'je-oid) [Gr. *ἀγγεῖον* vessel + *εἶδος* form]. Resembling a blood-vessel.

angiokeratoma (an"je-o-ker-at-o'mah) [Gr. *ἀγγεῖον* vessel + *κέρας* horn + *-ωμα* tumor]. A disease [illegible] ed by telangiectases or warty

growths, in groups, together with thickening of the epidermis (Mibelli, 1889). The disease is seen chiefly on the feet and legs of children. Called also *telangiectatic warts*.

angiokeratosis (an"je-o-ker-at-o'sis). Angiokeratoma.

angiokinesis (an"je-o-kin-e'sis) [Gr. ἀγγεῖον vessel + κίνησις movement]. Vascular activity.

angiokinetic (an"je-o-kin-et'ik). Pertaining to vascular activity.

angioleucitis, angioleukitis (an"je-o-lu-si'tis, an"je-o-lu-ki'tis) [Gr. ἀγγεῖον vessel + λευκός white]. Inflammation of a lymph-vessel.

angiolipoma (an"je-o-lip-o'mah). An angioma containing fatty tissue, often seen in the subcutaneous tissue.

angiolith (an'je-o-lith) [Gr ἀγγεῖον vessel + λίθος stone]. A calculus in a vein.

angiolithic (an-je-o-lith'ik) [Gr. ἀγγεῖον vessel + λίθος stone]. Characterized by a mineral deposit in the coats of the vessels.

angiology (an-je-ol'o-je) [Gr. ἀγγεῖον vessel + λόγος treatise] The sum of knowledge regarding the blood- and lymph-vessels.

angiolymph (an'je-o-limf). A proprietary preparation containing the glucosids of *Ixia rosea*, *Morœa sinensis*, and *Orchis maculata:* used for the treatment of tuberculosis (Roux).

angiolymphitis (an"je-o-lim-fi'tis). Same as *lymphangitis*.

angiolymphoma (an"je-o-lim-fo'mah). A tumor made up of lymph-vessels.

angioma (an-je-o'mah), pl. *angio'mata* [Gr. ἀγγεῖον vessel + -ωμα tumor]. A tumor the cells of which tend to form blood-vessels (*hemangioma*) or lymph-vessels (*lymphangioma*); a tumor made up of new-formed blood-vessels or lymph-vessels. **a. arteria'le racemo'sum,** a dilatation and complex intertwining of many new-formed and altered vessels of small caliber with subsequent involvement of normal vessels. **a. caverno'sum, cavernous a.,** an erectile tumor; a tumor made up of a connective-tissue framework inclosing large spaces filled with blood: sometimes called *erectile tumor*. **a. cu'tis,** a kind of nevus made up of a network of dilated blood-vessels. **fissural a.,** angioma occurring in embryonal fissures of the face, neck, or lips. **hypertrophic a.,** an angioma containing solid matter formed by hyperplasia of the endothelium. **infective a.** Same as *a. serpinginosum*. **plexiform a.,** ordinary angioma made up of dilated and tortuous capillaries usually located in the skin. **a. serpigino'sum,** a skin disease characterized by minute vascular points, looking like grains of cayenne pepper, arranged in rings on the skin. **simple a.,** a nevus or telangiectasis: a tumor composed of a network of small vessels or of distended capillaries bound together by connective tissue. **telangiectatic a.,** one made up of dilated blood-vessels. **a. veno'sum racemo'sum,** the swellings caused by severe varicosity of superficial veins.

angiomalacia (an"je-o-ma-la'se-ah) [Gr. ἀγγεῖον vessel + μαλακία softness]. Morbid softening of the walls of the vessels.

angiomatosis (an-je-o-mat-o'sis). A diseased state of the blood or lymphatic vessels. **a. of retina,** a rare condition marked by diseased retinal vessels and subretinal hemorrhage; called also *von Hippel's disease*.

angiomatous (an-je-om'at-us). Of the nature of angioma.

angiomegaly (an"je-o-meg'al-e) [Gr. ἀγγεῖον vessel + μέγας large]. Enlargement of blood-vessels; especially a condition of the eyelid marked by great increase in its volume.

angiometer (an-je-om'et-er) [Gr. ἀγγεῖον vessel + μέτρον measure]. An instrument for measuring the diameter or caliber and tension of the blood-vessels.

angiomyocardiac (an"je-o-mi-o-kar'de-ak). Affecting the vessels and the heart muscle.

angiomyoma (an"je-o-mi-o'mah). A myoma containing many vessels.

angiomyosarcoma (an"je-o-mi"o-sar-ko'mah). A tumor made up of elements of angioma, myoma, and sarcoma.

angioneoplasm (an"je-o-ne'o-plazm) [Gr. ἀγγεῖον vessel + *neoplasm*]. A tumor or neoplasm of blood-vessels.

angioneurectomy (an"je-o-nu-rek'tom-e) [Gr. ἀγγεῖον vessel + νεῦρον nerve + ἐκτομή excision]. Excision of vessels and nerves; especially, the operation of resecting all the elements of the spermatic cord, except the vas deferens with its artery and vein, for the cure of enlarged prostate.

angioneuroedema, angioneuroœdema (an"-je-o-nu-ro-e-de'mah) [Gr. ἀγγεῖον vessel + νεῦρον nerve + οἴδημα swelling]. A swelling of the skin or surface, due to some vasomotor neurosis.

angioneurosis (an"je-o-nu-ro'sis) [Gr. ἀγγεῖον vessel + *neurosis*]. Any neurosis affecting primarily the blood-vessels; a disorder of the vasomotor system, as angiospasm, angioparesis, or angioparalysis.

angioneurotic (an"je-o-nu-rot'ik). Caused by or of the nature of an angioneurosis.

angioneurotomy (an"je-o-nu-rot'o-me) [Gr. ἀγγεῖον vessel + νεῦρον nerve + τομή cutting]. The operation of cutting vessels and nerves.

angionoma (an"je-o-no'mah) [Gr. ἀγγεῖον vessel + νομή ulcer]. Ulceration of a blood-vessel.

angiopancreatitis (an"je-o-pan-kre-at-i'tis). Inflammation of the pancreatic vessels or of the vascular tissue of the pancreas.

angioparalysis (an"je-o-pa-ral'is-is) [Gr. ἀγγεῖον vessel + *paralysis*]. Paralysis of blood-vessels from vasomotor defect.

angioparesis (an-je-o-par'es-is) [Gr. ἀγγεῖον vessel + *paresis*]. Vasomotor paresis.

angiopathy (an-je-op'ath-e) [Gr. ἀγγεῖον vessel + πάθος affection]. Any disease of the vessels.

angioplany (an'je-o-plan-e) [Gr. ἀγγεῖον vessel + πλάνη wandering]. Abnormality in position, course, or structure of a vessel.

angioplasty (an'je-o-plas-te) [Gr. ἀγγεῖον vessel + πλάσσειν to form]. Plastic surgery of blood-vessels.

angiopoietic (an"je-o-poi-et'ik) [Gr. ἀγγεῖον vessel + ποιεῖν to make]. Causing the formation of blood-vessels.

angiopressure (an'je-o-presh-ur). Control of hemorrhage from a vessel by the application of a hemostatic forceps with pressure.

angiorhigosis (an"je-o-rig-o'sis) [Gr. ἀγγεῖον vessel + ῥῖγος rigor]. Rigidity of the wall of a blood-vessel.

angiorrhaphy (an-je-or'af-e) [Gr. ἀγγεῖον vessel + ῥαφή suture]. Suture of a vessel or vessels. **arteriovenous a.,** the suturing of an artery to a vein, so as to divert the arterial current into the vein.

angiorrhexis (an-je-or-ek'sis) [Gr. ἀγγεῖον vessel + ῥῆξις rupture]. Rupture of a vessel.

angiosarcoma (an"je-o-sar-ko'mah) [Gr. ἀγγεῖον vessel + *sarcoma*]. A sarcoma containing many vessels. **a. myxomato'des,** an angiosarcoma in which the walls of the vessels are affected with mucous degeneration.

angiosclerosis (an"je-o-skle-ro'sis) [Gr. ἀγγεῖον vessel + *sclerosis*]. Hardening of the walls of the blood-vessels; a combined sclerosis of arteries, veins, and capillaries.

angioscope (an'je-o-skōp) [Gr. ἀγγεῖον vessel + σκοπεῖν to view]. A microscope for observing capillary blood-vessels.

angiosialitis (an"je-o-si-al-i'tis) [Gr. ἀγγεῖον vessel + σίαλον saliva]. Inflammation of a salivary duct.

angiosis (an-je-o'sis). Same as *angiopathy*.

angiospasm (an'je-o-spazm) [Gr. ἀγγεῖον vessel + σπασμός spasm]. Spasmodic contraction of the blood-vessels.

angiospastic (an-je-o-spas'tik). Of the nature of angiospasm; causing contraction of the blood-vessels.

angiosperm (an'je-o-sperm) [Gr. ἀγγεῖον vessel + σπέρμα seed]. A true flowering plant, a plant having its seeds in an inclosed ovary

angiostaxis (an"je-o-stax'is) [Gr. ἀνγεῖον vessel + στάξις hemorrhage]. Hemorrhagic diathesis.

angiostenosis (an"je-o-sten-o'sis) [Gr. ἀγγεῖον vessel + *stenosis*]. A narrowing of the caliber of a vessel.

angiosteosis (an"je-os-te-o'sis) [Gr. ἀγγεῖον vessel + ὀστέον bone]. Ossification or calcification of a vessel.

angiosthenia (an-je-os-the'ne-ah) [Gr. ἀγγεῖον vessel + σθένος strength]. Arterial tension.

Angiostomidæ (an"je-o-sto'mid-e). A family of the Nematoda characterized by heterogony. There is only one important genus, *Strongyloides*.

angiostrophe, angiostrophy (an-je-os'tro-fē) [Gr ἀγγεῖον vessel + στροφή a twist]. The twisting of a vessel for the arrest of hemorrhage.

angiotelectasis (an"je-o-tel-ek'tas-is) [Gr. ἀγγεῖον vessel + τέλος end + ἔκτασις dilatation]. Dilatation of the capillary vessels and the minute arteries and veins.

angiotenic (an-je-o-ten'ik) [Gr. ἀγγεῖον vessel + τείνειν to stretch]. Marked by or caused by distention of blood-vessels.

angiotitis (an-je-o-ti'tis) [Gr. ἀγγεῖον vessel + *otitis*]. Inflammation of the vessels of the ear.

angiotome (an'je-o-tōm) [Gr. ἀγγεῖον vessel + τομή a cutting] Any one of the segments of the vascular system of the embryo called also *vascular segment*.

angiotomy (an-je-ot'om-e) [Gr. ἀγγεῖον vessel + τομή a cutting] The dissection of the blood-vessels.

angiotonic (an"je-o-ton'ik). Increasing the vascular tension.

angiotribe (an'je-o-trīb) [Gr. ἀγγεῖον vessel + τρίβειν to crush]. An exceedingly strong pair of forceps in which pressure is exercised by means of a screw. It is used for crushing tissue containing an artery for the purpose of closing the artery and checking hemorrhage. Called also *vasotribe*

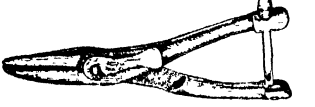

Angiotribe.

angiotripsy (an'je-o-trip-se). Production of hemostasis by means of the angiotribe. Called also *vasotripsy*

angiotrophic (an"je-o-trof'ik) [Gr. ἀγγεῖον vessel + τροφή nutrition]. Pertaining to vascular nutrition.

angitis (an-ji'tis). Same as *angiitis*.

angle (ang'l) [L. *an'gulus*]. 1. A sharp bend formed by the meeting of two borders or surfaces. The angle of a tooth is the line where two or more surfaces of a tooth meet. 2 The degree of divergence of two lines or planes that intersect. **a. of aberration.** See *a. of deviation*. **Ackermann's a's,** certain angles of the base of the skull, characteristic of kyphosis, encephalocele, and hydrocephalus. **acromial a.,** the angle between the head of the humerus and the clavicle. **alpha a.,** that formed by the intersection of the visual line with the optic axis. **Alsberg's a.** See *Alsberg's triangle*, under *triangle*. **alveolar a.,** the angle between a line running through a point beneath the nasal spine and the most prominent point of the lower border of the alveolar process of the superior maxilla and the cephalic horizontal **a. of aperture,** the angle between two lines from the focus of a lens to the ends of its diameter **auricular a.,** the angle formed between two auricular radii. **auriculo-occipital a.,** the angle between lines from the auricular point to the lambda and opisthion. **axial a.,** any dental angle which is parallel with the long axis of a tooth. They are the mesiobuccal, mesiolabial, distobursal, distolabial, mesiolingual, and distolingual angles **basilar a., basiopic a.,** the angle between the nasobasilar line and Meissner's horizontal. **beta a.,** that between the radius fixus and a line joining the bregma and hormion. **biorbital a.,** the angle formed by the intersection of the axis of the orbits. **Broca's a.** Same as *basilar a.* **buccal a's,** the angles formed by the junction of the buccal surface of a tooth with the other surfaces **Camper's a.** 1 Same as *facial a.* 2. Same as *maxillary a* **cardiohepatic a.,** the angle formed by the horizontal limit of hepatic dulness with the upright line of cardiac dulness in the fifth right intercostal space, close to the sternal border. **carrying a.,** the angle formed by the axes of the arm and forearm when the forearm is extended **cavosurface a.,** the angle formed by the cavity wall and the surface of a tooth **cephalic a.,** any angle of the skull or face **cerebellopontile a.,** the angle between the cerebellum and the pons. **chi a.,** that between two lines from the hormion to the staphylion and basion respectively. **condylar a.,** the angle between the planes of the basilar groove and the occipital foramen **a. of convergence,** the angle between the visual axis and the median line when an object is looked at. **costal a.,** the angle between two false ribs meeting at the sternum. **craniofacial a.,** the angle between the basifacial and basicranial axes at the middle of the spheno-ethmoid suture. **critical a.,** the angle made with the perpendicular by a ray of light passing from a rarer to a denser medium and then refracted. **Daubenton's a.,** angle formed by the opisthiobasial line and opisthionasial line. **a. of declination.** See *Mikulicz's a.* **deviating a.,** the least possible angle of deviation that can be produced by a given prism. **a. of deviation,** the angle between a refracted ray and the incident ray prolonged. **distal a's,** the angles at the junction of the distal walls of a tooth cavity with the other surfaces of a tooth crown. **distobuccal a.,** the angle formed by the junction of the distal and buccal surfaces of a tooth. **distobucco-occlusal a.,** the angle formed by the distal, buccal, and occlusal surfaces of a tooth. **distobuccopulpal a.,** the angle formed by the junction of the distal, buccal, and pulpal walls of a tooth cavity **distocervical a.,** the angle formed by the distal and cervical walls of a tooth cavity. **distoclusal a.** See *disto-occlusal a.* **disto-incisal a.,** the angle formed by the distal and incisal walls of the cavity of a tooth. **distolabial a.,** the angle formed by the junction of the distal and labial walls of a tooth cavity. **distolabiopulpal a.,** the angle at the junction of the distal, labial, and pulpal walls of a tooth cavity. **distolingual a.,** the angle at the junction of the distal and lingual walls of a cavity. **distolinguo-occlusal a.,** the angle formed by the distal, lingual, and occlusal surfaces of a tooth. **distolinguopulpal a.,** the angle formed by the junction of the distal, lingual, and pulpal walls of a tooth cavity. **disto-occlusal a.,** the angle formed by the junction of the distal and occlusal surfaces of a tooth. **distopulpal a.,** the angle formed by the junction of the distal and pulpal walls of a tooth cavity. **Ebstein's a.** Same as *cardiohepatic a.* **elevation a.** 1. The angle made by the visual plane when moved upward or downward with its normal position. 2. See *Alsberg's triangle*, under *triangle*. **epigastric a.,** the angle made by the ensiform cartilage with the

body of the sternum. **ethmocranial a.**, the angle included between the plane of the cribriform plate of the ethmoid bone prolonged and the basicranial axis. **external a.**, the angle formed by the eyelids at the outer canthus **facial a.**, an angle which indicates the slope of the forehead. **gamma a.**, the angle formed by the line of fixation with the optic axis of the eye. **a. of incidence,** the angle at which a ray of light strikes a denser medium. See *refraction*. **incisal a.**, the angle formed at the incised surface of a tooth by its lateral surfaces. **iridocorneal a.**, **a. of iris, iritic a.**, the angle formed at the periphery of the anterior chamber of the eye by the cornea in front and the iris behind. **Jacquart's a.** Same as *ophryospinal a.* **a. of the jaw,** the junction of the lower edge with the posterior edge of the lower jaw. **labial a.**, the angle formed between the labial surface and the other surfaces of a tooth. **limiting a.** See *critical a.* **line a.**, an angle formed by the union of two surfaces. **Louis's a.**, **Ludwig's a.**, that between the manubrium and the gladiolus Called also *angulus ludovici*. **mastoid a.**, the posterior inferior angle of the parietal bone **maxillary a.** (*of Camper*), the angle between two lines extending from the point of contact of the upper and lower central incisors to the ophryon and the most prominent point of the lower jaw **mesial a.**, the angle at the junction of the mesial surface with the other surfaces of a tooth. **mesiobuccal a.**, the angle formed by the junction of the mesial and buccal surfaces of a tooth. **mesiobucco-occlusal a.**, the angle formed by the junction of the mesial, buccal, and occlusal surfaces of a tooth. **mesio-incisal a.**, the angle formed by the junction of the mesial and incisal surfaces of a tooth. **mesiolabial a.**, the angle formed by the junction of the mesial and labial surfaces of a tooth. **mesiolingual a.**, the angle formed by the junction of the mesial and lingual surfaces of a tooth. **mesiolinguo-occlusal a.**, the angle formed by the junction of the mesial, lingual, and occlusal surfaces of a tooth. **mesio-occlusal a.**, the angle formed between the mesial and occlusal surfaces of a bicuspid or molar tooth **metafacial a.**, the angle between the base of the skull and the pterygoid process, **meter-a.**, the angle traversed by the visual axis of the eye from its position at rest to its position when fixed on an object one meter distant **Mikulicz's a.**, an angle formed by two planes, one passing through the long axis of the epiphysis of the femur and the other through the long axis of the diaphysis It is normally 130 degrees. Called also *angle of declination*. **a. of Mulder,** the angle between the facial line of Camper and a line from the root of the nose to the spheno occipital suture and intersecting the first line. **nu a.**, the angle between the radius fixus and a line joining the hormion and nasion. **occipital a.** Same as *Daubenton's a.* **ophryospinal a.**, the angle at the anterior nasal spine between lines from the auricular point and the glabella **optic a.**, the visual angle. **parietal a.**, the angle between lines passing through the extremities of the transverse bizygomatic diameter and the maximum transverse frontal diameter. **Pirogoff's a.** Same as *venous a.* **point a.**, an angle formed by the union of three surfaces called also *solid a.* **a. of polarization,** the angle at which light is most completely polarized. **principal a.** Same as *refracting a.* **a. of the pubes,** that made by the pubic bones at their symphysis **Quatrefages's a.** Same as *parietal a.* **Ranke's a.**, the angle between the horizontal plane of the skull and a line through the center of the alveolar margin and the center of the nasofrontal suture. **a. of reflection,** that which a reflected ray makes with a line perpendicular to the reflecting surface. **refracting a.**, that between the two refracting faces of a prism: called also *principal a.* **a. of refraction,** the angle between a refracted ray and a line perpendicular to the refracting surface See *refraction*. **rolandic a.**, **a. of Rolando,** the angle between the mesial plane and the fissure of Rolando at their intersection. **sacrovertebral a.**, that which the sacrum forms with the lowest lumbar vertebra. **Serres's a.** Same as *metafacial a.* **sigma a.**, the angle between the radius fixus and a line from the staphylion to the hormion. **solid a.** See *point a.* **somatosplanchnic a.**, the angle formed by the junction of the somatic and splanchnic layers of the mesoblast in the embryo. **sphenoid a.** 1 An angle at the top of the sella turcica between lines from the nasal point and from the tip of the rostrum of the sphenoid; called also *Welcher's a.* 2. The anterior inferior angle of the parietal bone. **sternal a.**, Louis's angle. **sternoclavicular a.**, that formed at the junction of the sternum ar l clavicle. **subpubic a.**, that formed at the pubic arch. **a. of Sylvius,** the angle between the fissure of Sylvius and a line perpendicular to the superior edge of the cerebral hemisphere. **tentorial a.**, the angle between the basicranial axis and the plane of the tentorium. **Topinard's a.** Same as *ophryospinal a.* **a. of torsion,** the angle between the axes of different portions of long bones. **venous a.**, the angle between the internal jugular and subclavian veins. **a. of Virchow,** the angle between the nasobasilar line and the nasosubnasal line. **visual a.**, the angle formed between two lines extending from the nodal point of the eye to the extremities of the object seen **Vogt's a.**, the angle between the nasobasilar and alveolonasal lines. **Weisbach's a.**, the angle at the alveolar point between lines passing from the basion and from the middle of the frontonasal suture. **Welcher's a.** See *sphenoid a.* **xiphoid a's,** the angles formed by the borders of the xiphoid notch.

Angle's classification (ang'elz) [Edward Hartley *Angle*, American orthodontist, contemporary]. A classification of the various modes of malocclusion.

A's splint. See under *splint*.

Anglesey leg (ang'gl-se) [Marquis of *Anglesey*, 1768–1854, for whom the leg was made]. See under *leg*.

anglicus sudor (ang'lik-us su'dor). The English sweating fever; a deadly pestilential fever which has several times ravaged England.

angophrasia (ang-o-fra'zhe-ah) [Gr. ἄγχειν to choke + φράσις utterance]. A drawling and broken form of speech occurring in dementia (Kussmaul).

angostura. See *angustura*.

angstrom (ang'ström). The unit of wave-length equal to 10^{-7} mm.

Angström's law, unit (ahng'stremz) [Anders Jonas *Angstrom*, Swedish physicist, 1814–1874]. See under *law* and *unit*.

Anguillula (ang-wil'u-lah) [L. "little eel"]. A genus of nematode parasites. **A. ace'ti,** a species found in vinegar, and sometimes in the urine. **A. intestina'lis, A. stercora'lis.** Same as *Strongyloides stercoralis*.

anguilluliasis, anguillulosis (an-gwil-u-li'as-is, -lo'sis). The presence of an anguillula in the body.

Anguillulidæ (ang-wil-lu'lid-e). A family of the Nematoda. They are small free-living forms, having the mouth armed with a spine. There are four genera: *Anguillula, Anguillulina, Rhabditis,* and *Leptodera*.

Anguilluli'na putrefa'ciens. A free-living nematode normally saprozoic, but occasionally found in the stomach of man.

angular (ang'u-lar) [L. *angula'ris*]. Sharply bent; having corners or angles.

angulation (ang-u-la'shun) [L. *angula'tus* bent]. The formation of a sharp obstructive angle in the intestine.

angulus (ang'u-lus). Latin for *angle*. **a. cos'tæ,** the angle of a rib. **a. i'ridis** [B N A], **the angle** of the iris. **a. ludovi'ci.** See *Louis' angle*, under

angle. **a. mandib'ulæ** [B N A], the angle of the jaw. **a. mastoi'deus,** the mastoid angle. **a. ocu'li,** the canthus of the eye **a. o'ris,** the corner of the mouth. **a. pu'bis** [B N A], the angle of the pubes. **a. ster'næ,** Louis' angle.

angustura (ang-us-tu'rah) [Sp *Angostura,* "narrows," a town of Venezuela] The bark of *Galipe'a cuspa'ria,* a tree of South America. It is a bitter tonic and stimulant used in dysentery and in bilious and intermittent fever. Dose of the infusion, 1-2 fl.oz (30 0c c.c), of the fluidextract, 10-30 min (0.666-2 c c), of the powdered bark, 10-40 gr (0.666-2 666 gm).

angusturin (ang-us-tu'rin). A tonic alkaloid, $C_{10}H_{10}NO_{14}$, from angustura.

angusty (ang-us'te) [L. *angus'tus* narrow]. Narrowness.

anhalamin (an-hal'am in). A crystalline alkaloid, $C_{11}H_{15}NO_3$, from *Anhalo'nium lewin'ii*

anhalin (an'ha-lin). An alkaloid from *Anhalo'nium fissura'tum,* which is identical with hordenin.

anhalonin (an-ha-lo'nin). A crystalline alkaloid, $C_{12}H_{15}NO_3$, from *Anahalo'nium lewin'ii* and *A jourdania'num;* has the physiologic properties of mezcalin. It is recommended in dyspnea, angina pectoris, and pneumothorax.

Anhalonium lewinii (an-hal-o'ne-um lu-win'e-i). A Mexican cactus, a heart stimulant: sometimes used in angina pectoris and in cardiac asthma. Dose of fluidextract, 1-3 min (0 066-0.2 c c)

anhaphia (an-ha'fe-ah) [Gr *ἀν* neg + *ἁφή* touch]. Loss of the sense of touch

anhedonia (an-hed-o'ne-ah) [Gr *ἀν* priv + *ἡδονή* pleasure]. Total loss of feeling of pleasure in acts that normally give pleasure

anhelation (an-he'-a'shun) [L *anhela'tio*]. Dyspnea, with panting, shortness of breath.

anhematopoiesis (an-hem"at-o-poi-e'sis) [Gr. *ἀν* neg + *αἷμα* blood + *ποιεῖν* to make] Same as *anhematosis.*

anhematosis (an"hem-at-o'sis) [Gr *ἀν* priv. + *αἱματόειν* to make bloody]. Defect in the formation of blood.

anhemolytic (an-hem-o-lit'ik) [Gr. *αν-* neg. + *αἷμα* blood + *λυτικός* dissolving] Not causing hemolysis, not destructive to blood-corpuscles.

anhepatogenic (an-hep"at-o-jen'ik) [Gr *ἀν* neg. + *ἧπαρ* liver + *γεννᾶν* to produce]. Not originating in the liver, not due to any morbid process within the liver.

anhidrosis (an-hid-ro'sis) [Gr. *ἀν* priv + *ἱδρώς* sweat]. An abnormal deficiency of sweat.

anhidrotic (an-hid-rot'ik). 1 Checking the secretion of sweat. 2 An agent that checks the secretion of sweat

anhistic, anhistous (an-his'tik, an-his'tus) [Gr. *ἀν* priv + *ἱστός* web]. Of a uniform substance, structureless

anhydratation (an-hi-dra-ta'shun). The condition of not being hydrated.

anhydremia (an-hid-re'me-ah) [Gr. *ἀν* neg. + *ὕδωρ* water + *αἷμα* blood]. Lack of water in the blood.

anhydrid (an-hi'drid) [Gr. *ἀν* neg + *ὕδωρ* water]. A chemic compound derived from a substance, especially an acid, by the abstraction of a molecule of water. **acetic a.,** a colorless mobile liquid of a pungent acetic odor. It is the anhydrid of acetic acid, $(CH_3CO)_2O$. **arsenious a.,** arsenic trioxid.

anhydromuscarin (an-hi-dro-mus'kar-in). A synthetic alkaloid, $OH(CH_3)_3N.CH_2CHO$, which has no action on a frog's heart

anhydromyelia (an"hid-ro-mi-e'le-ah) [Gr. *ἀν* priv. + *ὕδωρ* water + *μυελόν* marrow]. A deficiency of the fluid that is normally found in the spinal cord.

anhydrosugar (an-hi-dro-shug'ar). A substance produced from cane-sugar by heating it under diminished pressure to about 170° C. It does not ferment nor reduce copper solutions; its formula is $CH_2OH.CHOH\ CHO\ CHOH.CH\ CHO$, and it has been used as a food in diabetes

anhydrous (an-hi'drus) [Gr. *ἀν* neg. + *ὕδωρ* water]. Deprived or destitute of water.

anhypnosis (an hip-no'sis). Insomnia.

anianthinopsy (an-e-an'thin-op-se) [Gr. *ἀν* neg. + *ἰάνθινος* violet + *ὄψις* vision]. Inability to distinguish violet tints

anideus (an-id'e-us) [Gr. *ἀν* priv. + *εἶδος* form]. A twin monster-fetus in which the parasite is a mere shapeless mass.

anidrosis (an-id-ro'sis). Same as *anhidrosis.*

anile (a'nil) [L. *anus,* old woman]. Pertaining to old age in women.

anilid, anilide (an'il-id). Any compound formed from aromatic amins by substitution of an acyl group for the hydrogen of NH_2.

anilidmetarsenite (an-il-id-met-ar'sen-it). A white powder, $C_6H_6NO_2AsC_6H_7NHAsO_2$, used in skin diseases by subcutaneous injection

anilin (an'il-in) [Arabic *an'nil* indigo, *nīl* blue; L. *nil* indigo]. Phenylamin; a colorless, oily liquid, $C_6H_5NH_2$, from coal-tar and from indigo, made commercially by reducing nitrobenzene. It is slightly soluble in water, freely so in ether and alcohol. It is poisonous, producing vertigo, weakness, and cyanosis (a condition called *anilism*) The drug itself and its sulphate have been used in epilepsy and chorea. Combined with other substances especially chlorin and the chlorates, it forms the anilin colors or dyes that are derived from coal-tar Dose of anilin camphorate, 8-12 gr. (0.52-0 8 gm). **a. sulphate,** a white, crystalline substance, $(C_6H_5NH_2)_2H_2SO_4$: used as a nervine in epilepsy, chorea, etc Dose, ¼-1½ gr (0 05-0 1 gm)

anilinophil, anilinophile (an-il-in'o-fil, -fil) [*anilin* + Gr. *φιλεῖν* to love] 1 Anilinophilous. 2. An anilinophilous element or structure

anilinophilous (an-il-in-of'il-us). Staining readily with anilin dyes.

anilipyrin (an-il-ip-i'rin) A preparation of 1 part of acetanilid with 2 parts of antipyrin soluble in water. It is used in rheumatism and influenza. Dose, 5-15 gr (0 3-1 gm).

anilism (an'il-izm). Poisoning by anilin; a condition marked by vertigo, muscular weakness, cyanosis, and digestive derangement, and often affecting workers in anilin factories

anility (an-il'it-e) [L. *anus,* old woman]. Old age in women.

anima (an'im-ah) [L "air"]. 1. The soul. 2. The active principle of a drug

animal (an'im-al) [L. *anima'lis,* from *an'ima* life, breath]. 1. A living organism having sensation and the power of voluntary movement, and requiring for its existence oxygen and organic food. 2 Pertaining to such an organism. **a. gum.** See under *gum.* **normal a.,** an animal used in bacteriologic experiments which has never been infected either naturally or artificially. **spinal a.,** an animal whose spinal cord has been severed, thus cutting off communication with the brain.

animalcule (an-im-al'kūl) [L. *animal'culum*]. Any minute or microscopic animal organism.

animalculist (an-im-al'ku-list). One who believes in the theory that the undeveloped embryos are present in the spermatozoon. Cf. *ovist.*

animality (an-im-al'it e). The distinguishing characteristics of animals.

animalized (an'im-al-īzd). Cultivated in the animal body or on animal secretions, such as blood, milk, etc.: said of bacteria.

animasa (an-im-a'sah). An extract prepared from the media and intima of blood-vessels. Used in arteriosclerosis and hypertonia.

animation (an-im-a'shun). 1. The state of being alive 2. Liveliness of spirits. **suspended a.**, a temporary state of apparent death.

anime, animi (an'im-e, an'im-i) [Fr. *animé*]. A name of various resins, especially that of *Hymenæ'a cour'baril* and *H. stilbocar'pa*, trees of tropical America at present little used in medicine.

animin (an'im-in). A substance derived from bone-oil.

animism (an'im-izm) [L. *an'ima* soul]. The obsolete doctrine that the soul is the source of both normal and pathologic processes.

aninecretinasis (an-in-kre-tin-a'sis) Aninecretinosis

aninecretinosis (an-in-kre-tin-o'sis) [Gr. *ἀν* priv. + *inecretion*]. A disorder due to defect or lack of some internal secretion.

aniodol (an-i'o-dol). An antiseptic solution of trioxymethylene used in sterilizing dressings and instruments.

anion (an'e-on) [Gr. *ἀνά* up + *ἰών* going] The element which in electrolysis is evolved at the positive pole or anode; an ion carrying a charge of negative electricity. See *ion*. The anions include all the non-metals, the acid radicals, and the hydroxyl ion. They are indicated by an accent mark or a minus sign at the upper right hand corner of the symbol, as Cl' or Cl^-.

anios (an'e-os). A proprietary greenish liquid, used as an antiseptic and disinfectant.

aniridia (an ir-id'e-ah) [Gr. *ἀν* priv. + *iris*] Congenital absence of the iris.

anisalol (an-is-al'ol). The phenyl ester of anisic acid, $C_6H_4(OCH_3)CO_2C_6H_5$, occurring in colorless crystals: antirheumatic and analgesic. Dose, 8–15 gr (0.5–1 gm.).

anisate (an'is-āt). A salt of anisic acid. The anisates are antiseptics and antipyretics

anisated (an'is-āt-ed). Flavored with anise

anischuria (an-is-ku're-ah) [Gr *ἀν* priv. + *ἰσχουρία* retention of the urine]. Incontinence of the urine, enuresis.

anise (an'is) [L. *ani'sum*]. The fruit of *Pimpinel'la ani'sum*, an umbelliferous plant. It is carminative and expectorant, and has a slightly stimulant action on the heart. Dose, 10–20 gr (0.660–1.333 gm.). Dose of the water (*a'qua ani'si*), 1–4 dr (4–15 c.c.), of the essence (*essen'tia ani'si*), 10–20 min (0.660–1.333 c.c.), of the volatile oil (*o'leum ani'si*), 1–5 min. (0.066–0.333 c.c.), of the spirit (*spir'itus ani'si*), 1–2 dr (4–8 c.c.). **Chinese a., star-a.**, the fruit of *Illi'cium ve'rum* or of *I. anisa'tum*, magnoliaceous trees of Asia the volatile oil is identical with that of anise, and is used like it.

anisic acid (an-is'ik). See under *acid*.

anisin (an'is-in). A crystalline alkaloid, $C_{22}H_{24}N_2O_3$, from anise.

anisochromatic (an-i''so-kro-mat'ik) [Gr. *ἀν* neg. + *ἴσος* equal + *χρῶμα* color]. Not of the same color throughout: applied to solutions used for testing color-blindness, containing two pigments which are distinguished by both the normal and the color-blind eye.

anisochromia (an-i-so-kro'me-ah) [Gr. *ἄνισος* unequal + *χρῶμα* color] Variation in the color of the red corpuscles due to unequal hemoglobin content.

anisocoria (an-is-o-ko're-ah) [Gr *ἄνισος* unequal + *κορή* pupil]. Inequality of the pupils in diameter.

anisocytosis (an-i-so-si-to'sis) [Gr. *ἄνισος* unequal + *κύτος* cell]. Inequality in the size of cells, especially of the red blood-corpuscles.

anisodont (an-i'so-dont) [Gr. *ἄνισος* unequal + *ὀδοῦς* tooth]. Having irregular teeth of unequal length].

anisogamy (an-i-sog'am-e) [Gr. *ἄνισος* unequal + *γάμος* marriage]. Sexual conjugation in protozoa in which the individuals differ in structure and size.

anisognathous (an-i sog'na-thus) [Gr. *ἄνισος* unequal + *γνάθος* jaw]. Having the upper jaw much wider relatively than the lower one.

anisohypercytosis (an-i-so-hi-per-si-to'sis) [Gr. *ἄνισος* unequal + *ὑπέρ* over + *κύτος* cell]. Increase in the number of leukocytes of the blood, with abnormality in the proportion of the various forms of neutrophile cells.

anisohypocytosis (an-i-so-hi-po-si-to'sis) [Gr. *ἄνισος* unequal + *ὑπό* under + *κύτος* cell]. Decrease in the number of leukocytes of the blood, with abnormality in the proportion of the various forms of neutrophile cells.

anisol (an'i ol) A fragrant liquid, methylphenyl ether, $CH_3OC_6H_5$, prepared from phenol by heating with potassium and methyl iodid.

anisoleukocytosis (an-i''so-lu-ko-si-to'sis) [Gr. *ἄνισος* unequal + *leukocytosis*]. Variability in the proportion of the various forms of neutrophile leukocytes of the blood

anisomelia (an-is-o me'le-ah) [Gr. *ἄνισος* unequal + *μέλος* limb] Inequality between paired limbs.

anisomeric (an-i-so-mer'ik). Not isomeric.

anisometrope (an-i-so-met'rōp). A person affected with anisometropia.

anisometropia (an''is o met-ro'pe ah) [Gr. *ἄνισος* unequal + *μέτρον* measure + *ὤψ* eye]. A difference in the refractive power of the two eyes.

anisometropic (an''is-o met-rop'ik). Having eyes which are unlike in refraction

anisonormocytosis (an-i''so-nor-mo-si-to'sis) [Gr. *ἄνισος* unequal + *normocyte*]. A condition in which the leukocytes of the blood are normal in number, but the proportion of the various forms of neutrophile cells is abnormal.

anisopia (an is o'pe-ah) [Gr. *ἄνισος* unequal + *ὤψ* eye]. Inequality of vision in the two eyes.

anisospore (an-i'so spōr) [Gr. *ἄνισος* unequal + *σπόρος* spore]. A sexual spore that unites with a spore of opposite sex to form an adult

anisosthenic (an is os-then'ik) [Gr *ἄνισος* unequal + *σθενός* strength]. Not having equal strength: said of paired muscles.

anisotonic (an i so ton'ik). Not isotonic, having unequal osmotic pressure, either hypotonic or hypertonic.

anisotropal, anisotropic (an-is-ot'ro-pal, an-is-o-trop'ik) [Gr. *ἄνισος* unequal + *τρόπος* turning]. Doubly refracting or having a double polarizing power.

anisum (an-i'sum), gen *ani'si* Latin for *anise*.

anisuria (an-i-su're ah) [Gr. *ἀν* neg. + *ἴσος* equal + *οὖρον* urine] A condition marked by alternating oliguria and polyuria.

anitin (an'it-in). A hydrocarbon and sulphur derivative, occurring in the form of a brownish-black hygroscopic and germicidal powder.

anitol (an'it-ol) Any of the compounds of anitin with cresols, phenols, etc. They are germicides.

anitrogenous (ah-ni-troj'en-us). Not nitrogenous.

ankle (ang'kl). The part of the leg just above the foot **a.-bone**, the astragalus. **cocked a.**, a partial dislocation of the fetlock-joint of a horse. **tailors' a.**, an abnormal bursa over the head of the fibula in tailors, from pressure caused by sitting on the floor with the legs crossed in front.

ankyloblepharon (ang-kil o-blef'ar-on) [Gr. *ἀγκύλη* noose + *βλέφαρον* eyelid]. The adhesion of the ciliary edges of the eyelid to each other.

ankylochilia (ang-kil-o-ki'le-ah) [Gr. *ἀγκύλη* loop + *χείλος* lip]. Adhesion of the lips to each other.

ankylocolpos, ankylokolpos (ang-kil-o-kol'pos) [Gr. *ἀγκύλη* loop + *κόλπος* vagina]. Atresia or imperforation of the vagina.

ankylodactylia (ang"kil-o-dak-til'e-ah) [Gr. *ἀγκύλη* loop + *δάκτυλος* finger]. Adhesion of fingers or toes to one another.

ankyloglossia, ankyloglossum (ang-kil-o-glos'e-ah, ang-kil-o-glos'um) [Gr. *ἀγκύλη* loop + *γλῶσσα* tongue]. Tongue-tie.

ankylomele (ang-kil-o-me'le) [Gr. *ἀγκύλος* bent + *μήλη* probe]. A curved probe.

ankylophobia (ang-kil-o-fo'be-ah) [*ankylosis* + Gr. *φόβος* fear]. Morbid fear of ankylosis in cases of fracture or joint affection.

ankylopoietic (ang-ki-lo-poi-et'ik) [Gr. *ἀνκύλος* bent + *ποιεῖν* to make]. Producing or characterized by ankylosis.

ankyloproctia (ang-kil-o-prok'she-ah) [Gr. *ἀγκύλη* loop + *πρωκτός* anus]. A stricture of the anus.

ankylosed (ang'kil-ōzd). Affected with ankylosis.

ankylosis (ang-kil-o'sis) [Gr. *ἀγκύλωσις*]. Abnormal immobility and consolidation of a joint. **artificial a.**, the surgical fixation of a joint; arthrodesis. **bony a.**, the abnormal union of the bones of a joint called also *true a.* **extracapsular a.**, that caused by rigidity of parts outside a joint. **false a., spurious a.**, ankylosis due to rigidity of the surrounding parts. **fibrous a.**, that due to the formation of fibrous bands within a joint. **intracapsular a.**, ankylosis due to the undue rigidity of structures within a joint. **ligamentous a.**, ankylosis by ligaments or fibrous structures. **true a.** Same as *bony a.*

Ankylostoma, Ankylostomum (ang-kil-os'to-mah, -os-to'mum) [Gr. *ἀγκύλος* crooked + *στόμα* mouth]. A genus of nematode parasites. **A. america'num.** Same as *Necator americanus.* **A. brazilien'se,** a species found in Brazil. **A. cani'num,** the common hook-worm of dogs. **A. ceylon'icum,** a species infesting felines and canines in India. **A. duoden'ale** (Dubini, 1843), the common hook-worm, a nematode worm, the male being 10–12 mm. (⅖–½ inch) in length and 0.4 mm. (1/60 inch) broad, the female somewhat larger. The mature parasites inhabit the small intestine, producing the disease ankylostomiasis.

ankylostomiasis (ang"kil-os-to-mi'as-is). Hookworm disease; a condition due to the presence of *Ankylostoma duodenale* or *Necator americanus*, nematode worms which closely resemble each other. The disease occurs in practically all tropical and subtropical countries and is especially prevalent in the southern United States and in the West Indies. In temperate regions it occurs in mines and tunnels where conditions of temperature and moisture resemble the tropics. The larvæ of the parasite live in earth and gain entrance to the digestive tract either directly with contaminated food or water, or indirectly by way of the skin of the feet or legs. The latter infection is followed by a transitory eruption known as "ground itch" or "mazamorra." From here the parasites are carried by the blood to the lungs, ascend the trachea, are swallowed, and settle in the small intestine. The infection is marked by gastro-intestinal disturbance, abdominal pain, intermittent fever, progressive anemia, pallor, and emaciation which may be marked or concealed by a dropsical condition. Called also *dochmiasis, uncinariasis, hook-worm disease, miners' anemia, St. Gothard's tunnel disease, tunnel-anemia, Egyptian chlorosis.*

ankylostomo-anemia (ang-kil-os"to-mo-an-e'me-ah). Ankylostomiasis.

ankylotia (ang-kil-o'she-ah) [Gr. *ἀγκύλη* noose + *οὖς* ear]. Closure of the external meatus of the ear.

ankylotic (ang-kil-ot'ik). Pertaining to or marked by ankylosis.

ankylotome (ang-kil'o-tōm) [Gr. *ἀγκύλη* loop + *τομή* cut]. A knife for operating upon tongue-tie.

ankylotomy (ang-kil-ot'o-me) [Gr. *ἀγκύλη* loop + *τομή* cut]. A cutting operation for curing tongue-tie.

ankylurethria (ang-kil-u-re'thre-ah) [Gr. *ἀγκύλη* loop + *urethra*]. Stricture of the urethra.

ankyrism (ang'kir-izm) [Gr. *ἄγκυρα* hook]. A hook-like articulation or suture.

ankyroid (ang'kir-oid) [Gr. *ἄγκυρα* hook + *εἶδος* form]. Hook-shaped.

anlage (an'lah-geh) [Ger. "a laying on"]. The embryonic area in which traces of any part first appear, the first aggregation of cells which will form any distinct part or organ of the embryo.

Annandale's operation (an'an-dālz) [Thomas *Annandale*, Scotch surgeon, 1838–1907]. See under *operation.*

annatto (an-at'o). See *annotto.*

anneal (an-ēl'). To temper by heat, as metals, glass, or porcelain, in order to render them tougher and more easily workable.

annectent (an-ek'tent) [L. *annec'tens*]. Connecting or joining.

Annelida (an-el'id-ah). A class of metazoan invertebrates, the red-blooded worms. It contains only one class of medical interest, *Hirudinea.*

annexa (an-eks'ah). Adnexa.

annexal (an-eks'al). Adnexal.

annexitis (an-eks-i'tis). Adnexitis.

annexopexy (an-eks'o-peks-e). Adnexopexy.

annidalin (an id'al-in). Dithymol triiodid: a substitute for aristol.

annotto (an-ot'o). A red color or stain from the fruit of *Bix'a orella'na*, a South American tree: used for coloring plasters.

annuens (an'u-enz) [L. "nodding"]. The rectus capitis anticus minor muscle.

annular (an'u-lar) [L. *annula'ris*]. Shaped like a ring.

annulorrhaphy (an-u-lor'af-e) [L. *an'nulus* ring + Gr. *ῥαφή* suture]. Closure of a hernial ring or sac by sutures.

annulus (an'u-lus), pl. *an'nuli* [L.] A ring-shaped organ or area. **a. abdomina'lis,** either one of the openings of the inguinal canal. **a. cilia'ris,** the boundary between the iris and the choroid. **a. conjuncti'væ** [B N A], the conjunctival ring. See *ring.* **a. femora'lis** [B N A], the femoral ring. **a. fibrocartilagin'eus membra'næ tym'pani** [B N A], the margin of attachment of the tympanic membrane. **annuli fibro'si,** rings of fibro-elastic tissue at the roots of the cardiac valves. **a. fibro'sus fibrocartilag'inus intervertebra'lis** [B N A], the ring forming the circumference of an intervertebral fibrocartilage. **a. hæmorrhoida'lis,** an elevation over the location of the external sphincter muscle, containing the venous anastomoses of the hemorrhoidal plexus. **a. inguina'lis abdomina'lis** [B N A], the internal abdominal ring. **a. inguina'lis subcuta'neus** [B N A], the external abdominal ring. **a. i'ridis.** Same as *circulus arteriosus iridis.* **a. mi'grans,** a disease marked by formation on the tongue of raised red patches with a yellow border, which spread in eccentric circles over the upper and under surfaces. **a. ova'lis,** the margin of the septum of the foramen ovale of the fetal heart. **a. tendin'eus commu'nis** [B N A]. See *Zinn's ligament,* under *ligament.* **a. tra'cheæ,** any one of the rings of the trachea. **a. tympan'icus,** the tympanic ring. **a. umbilica'lis,** the umbilical ring. **a. urethra'lis,** a thickening around the urethral opening of the bladder formed by a thickening of the middle muscular coat. **Vieussen's a.,** annulus ovalis. **a. zin'nii.** See *Zinn's ligament,* under *ligament.*

AnOC. Abbreviation for *anodal opening contraction.*

anochlesia (an-ok-le'se-ah). 1. Tranquillity. 2. Catalepsy.

anochromasia (an-o-kro-ma'se-ah). Absence of the usual staining reaction from a tissue or cell

anoci-association (ah-no"se-as-o-se-a'shun) [L. *a* neg. + *nocere* to injure + *association*] The blunting of harmful association impulses; a method of anesthesia designed to minimize the effect of surgical shock. The mind of the patient is calmed by an injection of scopolamin and morphin one hour before the operation. The general anesthetic employed is usually nitrous oxid and oxygen. The field of operation is blocked by infiltration with novocain and every division of sensitive tissue during the operation is preceded by the injection of novocain. Sharp dissection and gentle manipulations are employed. To minimize postoperative discomfort in serious cases quinin and urea hydrochlorid solution is injected at some distance from the wound (Crile).

anociated (ah-no'se-a-ted). In a condition of anoci-association.

anociation (ah-no-se-a'shun). Same as *anoci-association*.

anocithesia (ah-no-se-the'ze-ah) [*anoci-association* + *anesthesia*]. Anoci-association.

anococcygeal (a-no-kok-sij'e-al). Pertaining to the anus and coccyx.

anodal (an-o'dal). Pertaining to the anode.

anode (an'ōd) [Gr. *ἀνά* up + *ὁδός* way]. The positive pole of a galvanic battery or other electric source. Cf. *cathode*.

anodmia (an-od'me-ah) [Gr. *ἀν* neg. + *ὀδμή* smell]. Lack of the sense of smell.

anodontia (an-o-don'she-ah) [Gr. *ἀν* priv. + *ὀδούς* tooth]. Absence of the teeth.

anodyne (an'o-dīn) [Gr. *ἀν* neg. + *ὀδύνη* pain]. 1. Relieving pain. 2. A medicine that relieves pain. The anodynes include opium, morphin, codein, hyoscin, atropin, conin, ether, lupulin, potassium bromid **Hoffmann's a.**, the compound spirit of ether· anodyne and antispasmodic. Dose, 30–120 min. (2–8 c.c).

anodynia (an-o-din'e-ah) [Gr. *ἀν* neg. + *ὀδύνη* pain]. Freedom from pain.

anodynone (an-o-di'nōn). A proprietary preparation of ethyl chlorid

anoësia (an-o-e'ze-ah) [Gr. *ἀνοησία*]. Want of understanding; idiocy.

anoëtic (an o-et'ik) [Gr. *α* neg + *νοητός* thinkable]. Not subject to conscious attention.

anogon (an'o-gōn). Mercury iodobenzoparasulphonate, used by intramuscular injection in syphilis.

anoia (an-oi'ah) [Gr. *ἄνοια*]. Idiocy; amentia.

anomalogy (an-om-al'o-je). The study of anomalies.

anomalopia (an-om-al-o'pe-ah) [Gr *ἀνώμαλος* irregular + *ὄψις* vision]. A relative defect of color vision in which the proportions of green required to equate red to yellow differ from the norm

anomaloscope (an-om'al-o-skōp) [Gr. *ἀνώμαλος* irregular + *σκοπεῖν* to view]. An instrument for examining the eye to detect color-blindness

nomalotrophy (an-om-al-ot'ro-fe) [Gr. *ἀνώμαλος* irregular + *τροφή* nutrition]. Abnormality of nutrition.

nomalous (an-om'al-us) [Gr. *ἀνώμαλος*]. Irregular, marked by deviation from the natural order

nomaly (an-om'al-e) [Gr. *ἀνωμαλία*]. Marked deviation from the normal standard. **Freund's a.**, stenosis of the upper thoracic aperture from shortening of the first rib, resulting in deficient expansion of the apex of the lung.

nomia (ah-no'me-ah) [Gr. *α* neg. + *ὄνομα* name] Loss of the power of naming objects or of recognizing names.

anonacein (an-o-na'se-in). An alkaloid of *Hylopia æthiopica*, an African aphrodisiac.

anonychia (an-o-nik'e-ah) [Gr. *ἀν* neg. + *ὄνυξ* nail]. Congenital absence of a nail or nails.

anonymous (an-on'im-us). Nameless; innominate.

anoöpsia (an-o-op'se-ah) [Gr. *ἄνω* up + *ὤψ* eye]. An upward strabismus

Anopheles (an-of'el-ēz) [Gr. *ἀνωφελής* hurtful]. A genus of mosquitos characterized by long slender palpi, nearly as long as the beak and by holding the body at an angle with the surface on which it rests while the head and beak is in line with the body, whose members are the hosts of malarial parasites, their bite being the means of transmitting malaria. See *mosquito* and *malaria* The species known to carry malaria and their habitats are as follows: *A. albima'nus*, tropical America. *A. al'bipes*, tropical America *A. argyrotar'sus*, tropical America. *A. bancrof'ti*, Australia *A. costa'lis*, Africa. *A. cruci'ans*, southern United States. *A. culicifa'cies*, India *A. funes'ta*, Africa. *A listo'ni* China, India, Japan. *A. ludlo'wei*, East Indies and the Philippines. *A. maculipen'nis*, Europe. *A. punctipen'nis*, temperate America. *A. quadrimacula'tus*, North America. *A. sinen'sis*, China, India, and Japan. *A. ste'vensi*, India. *A. umbro'sus*, Malay. *A. willmo're*, Malay. **A. bifurca'tus**, a European species which passes the winter in the larval state. **A. cru'zi**, a species in Brazil which breeds only in the water accumulated in certain leaves. **A. eise'ni**, a species of Central America which breeds only in tree holes. **A. nigerri'nus**, a species believed by some to transmit Filaria bancrofti.

anophelicide (an of el'is īd) [*anopheles* + L. *cæ'dere* to kill]. Destructive to anopheles.

anophelifuge (an of-el'i-ūj) [*anopheles* + L. *fuga're* to put to flight]. Preventing the bite or attack of anopheles

Anophelinæ (an-of il-i'ne) A subfamily of the *Culicidæ*, or mosquitos, including several genera whose members act as carriers of the malarial parasite The most important genera are *Anopheles*, *Myzomyia*, *Pyretophorus*, *Myzorhynchus*, *Nyssorhynchus*, and *Cellia*

anopheline (an of'il-in). Pertaining to or caused by mosquitos of the subfamily *Anophelinæ*.

anophelism (an of'el izm). Infestation of a district with anopheles.

anophoria (an-o fo're-ah) [Gr. *ἀνά* upward + *φέρειν* to bear] See *anotropia*.

anophthalmia (an-of-thal'me-ah) [Gr. [redacted] + *ὀφθαλμός* eye] Congenital absence of **a. cyclop'ica**, a rudimentary condition of both the eye-socket and eye

anophthalmos, anophthalmus (an-of thal'mos, -mus) [Gr *ἀν* neg + *ὀφθαλμός* eye] 1 Congenital absence of the eyes. 2. A person born with no eyes

anopia (an-o'pe-ah) [Gr. *ἀν* priv. + *ὤψ* eye]. 1. Absence or rudimentary condition of the eye. 2. Defect of vision 3 Anoopsia.

Anoplura (an-o plu'rah). A suborder of the Hemiptera, the sucking lice, characterized by the absence of wings. It includes only two genera of medical interest, *Pediculus* and *Phthirius*. Cf. *Mallophaga*.

anopsia (an-op'se-ah) [Gr. *ἀν* neg. + *ὄψις* vision]. 1. Disuse of vision (*e. g.*, amblyopia ex anopsia) Should not be used for blindness or weak sight (Hirschberg). 2. Anoopsia. **quadrantic a.**, loss of vision in one-quarter of the visual field.

anorchia, anorchidism, anorchism (an-or'ke-ah, an-or'kid-izm, an'or kizm) [Gr. *ἀν* priv. + *ὄρχις* testis] Congenital absence of the testes.

anorchus (an-or'kus) [Gr *ἀν* without + *ὄρχις* testis]. A person with no testes or with undescended testes.

anorectal (a-no-rek'tal). Pertaining to the anus and rectum.

anorexia (an-o-rek'se-ah) [Gr *ἀν* without + *ὄρεξις* appetite]. Lack or loss of the appetite for food. **a. nervo'sa**, a serious nervous affection of the stomach in which the patient loses his appetite and systematically takes but little food.

anorganology (an-or-gan-ol'o-je). The study of non-living things, abiology.

anorthography (an-or-thog'raf-e) [Gr. *ἀν* neg. + *ὀρθός* straight + *γράφειν* to write]. Motor agraphia; loss of power of writing correctly.

anorthopia (an-or-tho'pe-ah) [Gr. *ἀν* priv. + *ὀρθός* straight + *ὄψις* vision]. Distorted vision.

anorthoscope (an-or'tho-skōp) [Gr. *ἀν* priv + *ὀρθός* straight + *σκοπεῖν* to view]. An instrument for combining two disconnected pictures in one perfect visual image.

anoscope (a'no-skōp) [*a'nus* + Gr. *σκοπεῖν* to view]. A speculum for examining the lower rectum.

anosmatic (an-oz-mat'ik) [Gr. *ἀν* neg. + *ὀσμάειν* to smell]. Having no sense of smell, or only an imperfect sense of smell

anosmia (an-oz'me-ah) [Gr. *ἀν* neg. + *ὀσμή* smell]. Absence of the sense of smell. **a. gustato'ria,** the loss of the power to smell foods which are being eaten. **a. respirato'ria,** loss of smell due to nasal obstruction.

anosmic (an-oz'mik). Having no sense of smell.

anosodiaphoria (an-o''so-di af-o're-ah) [Gr *α* neg. + *νόσος* disease + *διαφορία* difference]. Indifference to the existence of disease

anosognosia (an-o-so-gno'se-ah) [Gr. *α* neg. + *νόσος* disease + *γνῶσις* knowledge]. Ignorance of the existence of disease

anosphrasia, anosphresia (an-os-fra'ze-ah, -fre'-se-ah) [Gr *ἀν* priv. + *ὀσφρασία* smell]. Absence of the sense of smell

anospinal (a-no-spi'nal). Pertaining to the anus and the spinal cord

anostosis (an-os-to'sis) [Gr. *ἀν* priv. + *ὀστέον* bone]. Defective development of bone.

anotia (an-o'she-ah) [see *anotus*]. Congenital absence of the ears.

anotropia (an-o-tro'pe-ah) [Gr. *ἄνω* upward + *τρέπειν* to turn]. A condition in which the visual axes tend to rise above the object looked at: called also *anophoria*.

anotus (an-o'tus) [Gr. *ἀν* neg. + *οὖς* ear]. An earless fetus.

anovarism (an-o'var-izm) [Gr. *ἀν* neg. + *ovary*]. Absence of the ovaries.

an[redacted] (a-no-ves'ik-al) [L. *a'nus* fundament + *vesica* bladder]. Pertaining to the anus and bladder.

anoxemia, anoxhemia, anoxyemia (an-oks-e'-me-ah, an-oks-he'me-ah, an-oks-e-e'me-ah) [Gr. *ἀν* neg. + *oxygen* + Gr. *αἷμα* blood]. Deficient aeration of the blood, deficiency in the oxygen content of the blood. Called also *oxygen-want*.

anoxemic (an-ok-se'mik). Characterized by or due to a lack of the normal proportion of oxygen in the blood.

anoxoluin, anoxolyin (an-oks-ol'u-in, an-oks-ol'e-in). A substance, insoluble in glacial acetic acid, occurring in albumin, fibrin, casein, and globulin.

anoxybiosis (an-ok''se-bi-o'sis) [Gr. *ἀν* neg. + *oxygen* + *βίος* life]. Anaerobiosis

anozol (an-o'zol). A mixture of iodoform and thymol used as a substitute for iodoform.

ansa (an'sah), pl. *an'sæ* [L. "handle"]. Any loop-like structure. **a. cap'itis,** the zygomatic arch. **Haller's a.,** the loop formed by the nerve which connects the facial and glossopharyngeal nerves. **a. of Henle.** Same as *Henle's loop*. See under *loop*. **a. hypoglos'si,** a loop in the neck formed by the descendens hypoglossi nerve. **a. lenticula'ris,** a tract between the crusta and the lenticular nucleus. **a. nervo'rum spina'lium** [B N A], loops of the spinal nerves joining the anterior spinal nerves. **a. peduncula'ris,** the portion of the brain to the ventral side of the thalamus. **a. of Reil.** Same as *a. pedunculoris*. **a. sacra'lis,** the loop that connects the ganglion impar with the trunks of the sympathetic nerve. **a. subcla'via, a. of Vieussens,** a small nerve extending between the middle and inferior cervical, or first dorsal, ganglia, and making a loop around the subclavian artery. **a. vitelli'na,** an embryonic vein from the yolk-sac to the umbilical vein. **Wrisberg's a.,** a nerve that connects the right great splanchnic and right pneumogastric nerves.

ansate (an'sāt) [L. *ansa'tus*, from *an'sa* handle]. Having a handle. **a commissure, a. fissure.** See *commissure, fissure*.

anserine (an'ser-in) [L. *anseri'nus*]. Pertaining to or like a goose.

Anstie's limit or **rule, test** (an'stēz) [Francis Edmund *Anstie*, English physician, 1833–1874]. See under *rule* and *test*.

antacetin (ant-as-e'tin). Potassium saccharate: used as an antidote for poisoning by mineral acids; also in dyspepsia and tenia

antacid (an-tas'id) [L. *an'ti* against + *a'cidus* sour]. 1. Correcting acidity 2 A substance that counteracts or neutralizes acidity.

antacidin (an-tas'id-in). Calcium saccharate: sometimes prescribed for rheumatism

antagonism (an-tag'on-izm) [Gr *ἀνταγώνισμα* struggle]. Opposition or contrariety, as between muscles, medicines, or organisms.

antagonist (an-tag'on-ist) [Gr. *ἀνταγωνιστής*]. A medicine or a muscle which counteracts the effects of another medicine or muscle. **associated a's** act upon different parts, and by their combined action move the parts in parallel directions **direct a's** act on the same part, and by their combined action keep the part at rest.

antalgesic (ant-al-je'sik). Antalgic.

antalgic (ant-al'jik) [Gr. *ἀντί* against + *ἄλγος* pain]. 1. Relieving pain 2. A remedy for pain.

antalgin (ant-al'jin). Same as *tocanalgin*.

antalkaline (ant-al'kal-in) [Gr *ἀντί* against + *alkali*]. 1. Neutralizing alkalinity. 2 An agent that neutralizes the alkalis.

antaphrodisiac (ant''af-ro-diz'e-ak). 1. Abrogating the sexual instinct. 2. An agent that allays sexual impulses

antapoplectic (ant''ap-o-plek'tik) [Gr. *ἀντί* against + *ἀποπληξία* apoplexy]. Good against apoplexy.

antarthritic (ant-ar-thrit'ik) [Gr. *ἀντί* against + *ἀρθριτικός* gouty]. 1. Good against gout. 2. A remedy for gout.

antasthenic (ant-as-then'ik) [Gr. *ἀντί* against + *ἀσθένεια* weakness]. Restoring the strength

antasthmatic (ant-ast-mat'ik) [Gr. *ἀντί* against + *ἄσθμα* asthma] 1 Affording relief in asthma. 2. A medicine that relieves the spasm of asthma.

antatrophic (ant-at-rof'ik). Correcting or opposing the progress of atrophy.

antebrachium (an-te-bra'ke-um) [L. *an'te* before + *bra'chium* arm] The forearm.

antecardium (an-te-kar'de-um). The pit of the stomach See *anticardium*.

ante cibum (an'te si'bum). Latin for "before meals."

antecornu (an-te-kor'nu). The cornu of a lateral ventricle of the brain.

antecubital (an-te ku'bit-al). Situated in front of the cubitus or forearm.

antecurvature (an-te-kur'vat-ūr) [L. *an'te* before + *curvatu'ra* bend]. A slight anteflexion.

antefebrile (an-te-feb'ril) [L. *an'te* before + *fe'bris* fever]. Before the onset of fever.

anteflexion (an-te-flek'shun) [L. *an'te* before + *flex'io* bend]. An abnormal forward curvature; a form of displacement in which the upper part of the organ is bent forward

antehypophysis (an-te-hi-pof'is-is). The anterior lobe of the hypophysis or pituitary body.

antelocation (an''te-lo-ka'shun) [L. *an'te* before + *loca'tio* placement]. The forward displacement of an organ.

antemesin (ant-e-mes'in). A proprietary remedy for nausea, dyspepsia, etc.

antemetic (ant-em-et'ik) [Gr. *ἀντί* against + *ἐμετικός* emetic]. 1. Relieving nausea or vomiting. 2. An agent that prevents or relieves vomiting.

ante mortem (an'te mor'tem). Latin for "before death."

antenatal (an-te-na'tal) [L. *an'te* before + *na'tus* born]. Occurring or formed before birth.

antenna (an-ten'ah), pl. *anten'næ* A feeler of an arthropod, one of the two lateral appendages on the anterior segment of the head of arthropods.

ante partum (an'te par'tum). Latin for "before delivery."

antephialtic (ant"ef-e-al'tik) [Gr. *ἀντί* against + *ἐφιάλτης* nightmare]. Good against or preventing nightmare.

anteposition (an-te-po-zish'un). Forward displacement, as of the uterus.

anteprostate (an-te-pros'tāt) [L. *an'te* before + *prostate*] One of Cowper's glands.

anteprostatitis (an"te-pros-ta-ti'tis). Inflammation of Cowper's glands.

antepyretic (an"te-pi-ret'ik) [L. *an'te* before + *pyretic*]. Performed before the stage of traumatic fever.

anteriad (an-te're-ad). Toward the anterior surface of the body.

anterior (an-te're-or). Situated in front of or in the forward part of, affecting the forward part of an organ, toward the head end of the body; as used in B N A, toward the ventral side.

antero- [L. *ante'rior* before]. A prefix signifying "before."

anteroclusion (an"ter-o klu'zhun). See *mesioclusion*

antero-external (an"ter-o-ex-ter'nal). Situated on the front and to the outer side.

anterograde (an'ter-o-grād) [*antero* + L. *gre'di* to go]. Moving or extending backward.

antero-inferior (an"ter-o-in-fe're-or). Situated in front and below.

antero-internal (an"ter-o-in-ter'nal). In front and on the inner side.

anterolateral (an"te-ro-lat'er-al). Situated before and to one side.

anteromedian (an"te-ro-me'de-an). Situated in front and on the median line.

anteroposterior (an"ter-o-pos-te're-or). Extending from before backward.

anterosuperior (an"ter-o-su-pe're-or). Situated in front and above.

anteroventral (an"ter-o-ven'tral). Situated in front and toward the ventral surface.

anteversion (an-te-ver'shun) [L. *an'te* before + *ver'sio* a turning] The forward tipping or tilting of an organ; displacement in which the organ is tipped forward, but is not bent at an angle, as in anteflexion.

anteverted (an-te-ver'ted). Tipped or bent forward.

antexed (an-text'). Bent forward.

antexion (an-tek'shun). A spinal lesion fixed in the position of forward bending.

anthelix (an'the-liks) [*anti-* + *helix*]. The inner curved ridge of the external ear.

anthelminthic (an thel-min'thik). Anthelmintic.

anthelmintic (an-thel-min'tik) [Gr. *ἀντί* against + *ἕλμινς* worm]. 1. Destructive to worms. 2. A remedy for worms.

anthelotic (ant-he-lot'ik) [Gr. *ἀντί* against + *ἦλος* nail]. Good for corns; a remedy for corns.

Anthemis (an'the-mis) [L.; Gr. *ἀνθεμίς*]. 1. A genus of composite-flowered plants. 2. The flower-heads of *A. nob'ilis*, or common camomile: tonic and febrifuge, and used in coughs, spasmodic conditions in infants, and as a stomachic tonic. Dose of infusion, 1–2 fl.oz. (30–60 c.c.); of extract, 2–10 gr. (0.133–0.666 gm.); of powdered drug, 30–60 gr. (2–4 gm.); of volatile oil, 2–10 min. (0.133–0.666 c.c.).

anthemorrhagic (ant"hem-or-aj'ik) [Gr. *ἀντί* against + *hemorrhage*]. Preventing or arresting hemorrhage.

anther (an'ther) [Gr. *ἀνθηρός* blooming]. The male sexual organ in a flowering plant, it is the portion of the stamen which contains the pollen sacs.

antheridium (an-ther-id'e-um). The male organ of a cryptogamic plant taking part in the formation of sexually produced spores. Cf. *archegonium*.

antherozoid (an'ther-o-zoid). Same as *spermatozoid*

antherpetic (ant-her-pet'ik). Curing or preventing herpes.

anthocyanin (an-tho-si'an-in). The red pigment of beet root.

anthocyaninemia (an-tho-si"an-in-e'me-ah). The presence of anthocyanin in the blood.

anthocyaninuria (an-tho-si"an-in-u're-ah). The presence of anthocyanin in the urine.

Anthomy'ia canicula'ris. A small black housefly, the larvæ of which sometimes infest the intestine of man.

Anthomyiidæ (an-tho-mi-i'id-e) A family of flies which sometimes infest man. There are three genera *Fannia*, *Hydromyia*, and *Hydrotæa*.

anthophobia (an-tho-fo'be-ah) [Gr. *ἄνθος* flower + *φόβος* fear] A morbid dislike or dread of flowers.

anthorisma (an-thor-iz'mah) [Gr. *ἀντί* against + *ὅρισμα* boundary] A diffuse swelling.

anthracemia (an-thrah-se'me-ah) [Gr. *ἄνθραξ* coal + *αἷμα* blood] 1. Asphyxia from carbon monoxid poisoning. 2. The presence of *Bacil'lus anthra'cis* in the blood.

anthracene (an'thrah-sēn) 1. A colorless, crystalline hydrocarbon, $C_{14}H_{10} = C_6H_4{<}^{CH}_{CH}{>}C_6H_4$, from coal-tar; used in the manufacture of anthracene dyes. It is slightly soluble in ether and alcohol, and freely soluble in hot vinegar. 2. A ptomain obtained from cultures of the bacillus of anthrax.

anthracia (an-thra'she-ah) [L. *an'thrax* carbuncle]. A diseased condition characterized by the formation of carbuncles

anthracic (an-thras'ik). Pertaining to or resembling anthrax.

anthracin (an'thras-in). A poisonous ptomain from anthrax cultures.

anthracoid (an'thrak-oid) [Gr. *ἄνθραξ* coal + *εἶδος* form]. Resembling anthrax or a carbuncle.

anthracometer (an-thrak-om'et-er) [Gr. *ἄνθραξ* coal + *μέτρον* measure]. An instrument for measuring the carbon dioxid of the air.

anthraconecrosis (an"thrak-o-nek-ro'sis) [Gr. *ἄνθραξ* coal + *νέκρωσις* death] Necrotic transformation of a tissue into a black, dry mass.

anthracosis (an-thrah-ko'sis) [Gr. *ἀνθράκωσις*]. 1. A malignant ulcer. 2. Lung disease produced by inhaled coal-dust; pneumokoniosis or miners' lung. **a. lin'guæ**. See *black tongue*, under *tongue*.

anthracotic (an-thrak-ot'ik). Pertaining to or affected with anthrax.

anthragallol (an-thrah-gal'ol). A product of the interaction of gallic, benzoic, and sulphuric acids. It is trihydroxyanthraquinone, $C_{14}H_8O_6$.

anthraquinone (an-thrah-kwin'ōn) A yellow substance, $C_6H_4(CO)_2C_6H_4$, from anthracene.

anthrarobin (an-thrah-ro'bin) [*anthracene* + *araroba*]. A yellowish-white powder from alizarin, $C_6H_4 : C(OH).CH : C_6H_2(OH)_2$. It is insoluble in

water, but soluble in alcohol and dilute alkaline solutions, and is useful in psoriasis and various skin diseases in 10 to 20 per cent. ointment.

anthrasol (an'thra-sol). A preparation of coal-tar freed from pitch and coloring-matter and juniper tar. used in skin diseases in a 5 to 15 per cent. ointment.

anthrax (an'thraks) [Gr. *ἄνθραξ* coal, carbuncle]. 1. A carbuncle. See *carbuncle*. 2. Same as *malignant a.* **cerebral a.**, anthrax in which the bacilli invade the brain. **intestinal a.**, a severe form of anthrax in which the intestine is affected. **malignant a.**, a fatal infectious disease of cattle and sheep, due to *Bacil'lus anthra'cis*, and characterized by the formation of hard edema or ulcers at the point of inoculation and by symptoms of collapse. It may occur in man. Called also *contagious anthrax*, *splenic fever*, *woolsorters' disease*, *ragsorters' disease*, *malignant pustule*, *milzbrand*, and *charbon*. **pulmonary a.**, a form of anthrax due to inhalation of dust containing *Bacil'lus anthra'cis*. Called also *woolsorters' disease*. **symptomatic a.**, a disease of cattle characterized by emphysematous and subcutaneous swellings and nodules and caused by *Bacillus (Clostridium) chauvæi*. Called also *blackleg*, *quarter-evil*, *black quarter*, *black spaul*, *rauschbrand*, and *bloody murrain*.

anthropocracy (an-thro-pok'ras-e) [Gr. *ἄνθροπος* man + *κρατεῖν* to rule] The tendency in therapeutics to actively interfere in the course of disease. Cf. *physiocracy*.

anthropogeny (an-thro-poj'en-e) [Gr. *ἄνθρωπος* man + *γεννᾶν* to produce]. The evolution and development of man.

anthropography (an-thro-pog'raf-e) [Gr. *ἄνθρωπος* man + *γράφειν* to write] That branch of anthropology which deals with the distribution of the varieties of man, as distinguished by physical character, institutions, customs, etc. Cf. *ethnography*.

anthropoid (an'thro poid) [Gr. *ἄνθρωπος* man + *εἶδος* form]. Having the form of a man.

Anthropoidea (an-thro-poi'de-ah). [See *anthropoid*] A suborder of *primates*, including man and the monkeys, as distinguished from the lemurs.

anthropology (an-thro-pol'o-je) [Gr. *ἄνθρωπος* man + *λόγος* discourse]. The natural history of mankind, the science that treats of man. **criminal a.**, the science of criminals (Lombroso).

anthropometer (an-thro-pom'et-er). An instrument for measuring the height and sitting height.

anthropometry (an-thro-pom'et-re) [Gr. *ἄνθρωπος* man + *μέτρον* measure]. The science which deals with the measurement of the size, weight, and proportions of the human body.

anthroponomy (an-thro-pon'o-me) [Gr. *ἄνθρωπος* man + *νόμος* law]. The science that deals with the laws of human development in relation to environment and to other organisms.

anthropophagy (an thro-pof'aj-e) [Gr. *ἄνθρωπος* man + *φαγεῖν* to eat]. Cannibalism; also a sexual perversion with cannibalistic tendencies.

anthropophobia (an"thro-po-fo'be-ah) [Gr. *ἄνθρωπος* man + *φόβος* fear]. Morbid dread of human society.

anthroposomatology (an"thro-po-so-mat-ol'o-je) [Gr. *ἄνθρωπος* man + *σῶμα* body + *λόγος* discourse]. The sum of knowledge regarding the human body.

anthropotomy (an-thro-pot'o-me) [Gr. *ἄνθρωπος* man + *τομή* cut]. Human anatomy.

anthropotoxin (an-thro-po-tok'sin) [Gr. *ἄνθρωπος* man + *toxin*]. A poison said to be excreted by the human lungs.

anthydropic (ant-hi-drop'ik) [Gr. *ἀντί* against + *ὑδρωπικός* dropsical]. Curing or relieving dropsy.

anthypnotic (ant-hip-not'ik) [Gr. *ἀντί* against + *ὕπνος* sleep]. Preventing or hindering sleep.

anthysteric (ant-his-ter'ik). See *antihysteric*.

anti- [Gr. *ἀντί* against] A prefix signifying against.

antiabric (an-ti-a'brik). Resisting the poisonous effects of abrin.

antiabrin (an-te-a'brin). An antitoxin produced in the blood after the exhibition of abrin

antiaditis (an-te-ad-i'tis) [Gr. *ἀντιάς* tonsil + *-ιτις* inflammation]. Inflammation of the tonsils.

antiagglutinating (an"te-ag-lu'tin-a-ting). Preventing agglutination.

antiagglutinin (an"te-ag-lu'tin-in) A substance that opposes the action of an agglutinin.

antiaggressin (an"te-ag-res'in). A substance formed in the body by repeated injection of an aggressin, and tending to oppose the action of the aggressin.

antialbumate, antialbuminate (an-te-al'bu-māt, an-te-al-bu'min-āt) [*anti* + *albumin*] Parapeptone, a product of the incomplete digestion of albumin. It resists digestion by pepsin, but is digested by trypsin, the pancreatic ferment changing it into antipeptone.

antialbumid (an-te-al'bu-mid). Same as *antialbumate*.

antialbumin (an-te-al-bu'min). A constituent of albumin which is changed by gastric digestion into antialbumose.

antialbumose (an-te-al'bu-mōs). One of the albumoses formed by the action of gastric digestion on albumin It is converted into antipeptone during digestion.

antialexin (an-te-al-ek'sin). A substance which opposes the action of alexin.

antiamboceptor (an-te-am'bo-sep-tor). A substance which opposes the action of an amboceptor. Called also *anti-immune body*.

antiamylase (an-te-am'il-ās). A substance counteracting the action of amylase.

antianaphylactin (an-te-an-af-il-ak'tin). An antibody which counteracts an anaphylactin.

antianaphylaxis (an"te-an-ah-fi-lak'sis). A condition in highly immunized animals in which anaphylactic phenomena do not occur because the free antibody in the blood prevents the antigen from reaching the sensitized cells. Called *anergy* and *desensitization*.

antianopheline (an"te-an-of'el-īn). Directed against anopheline mosquitoes or their larvæ

antiantibody (an-te-an'te-bod-e). An antibody produced in an animal by the injection of an antibody from another animal

antiantidote (an-te-an'te-dōt). A substance that counteracts the action of an antidote.

antiantienzyme (an-te-an-te-en'zīm). A supposed substance formed in the body to prevent the undue accumulation of antienzyme.

antiantitoxin (an-te-an-te-toks'in) An antibody, formed in immunization with an antitoxin, which counteracts the effect of the latter.

antiapoplectic (an"te-ap-op-lek'tik). Affording relief in or preventing apoplexy.

antiarachnolysin (an"te-ar-ak-nol'is-in) A substance counteracting the poison of the spider.

antiarin (an-te'ar-in). An intensely poisonous principle, $C_{14}H_{20}O_5 + 2H_2O$, from upas-poison: a heart depressant. Dose, $\frac{1}{100}$ gr. (0.00065 gm.).

Antiaris (an-te-ā'ris) [Javanese *antiar*]. A genus of artocarpous trees. *A. toxica'ria* is the upas-tree of Java exceedingly poisonous.

antiarsenin (an-te-ar'sen-in). A non-arsenical substance developed in the body by immunizing doses of arsenous acid.

antiarthrin (an-te-ar'thrin). A brownish powder consisting of salicin with roasted horse-chestnut added to disguise the taste used in uric-acid diathesis in doses of 15 gr (1 gm).

antiarthritic (an"te-ar-thrit'ik). Curing or relieving gout.

antiasthmatic (an"te-ast-mat'ik). Same as *antasthmatic*

antiautolysin (an-te-aw-tol'is-in). A substance which opposes the action of autolysin.

antibacterial (an"te-bak-te're-al). Checking the growth of bacteria.

antibacterin (an-te-bak'te-rin). A pale yellow liquid used in tuberculosis by inhaling. It is said to contain boric acid, solution of ferric chlorid, and spirit of chloric ether.

antibacteriolytic (an"te-bak-te-re-o-lit'ik). Counteracting bacteriolytic action.

antibechic (an-te-bek'ik) [Gr. *ἀντί* against + *βήξ* cough]. Relieving a cough; curing coughs.

antiberberin (an-te-ber'ber-in). A blackish liquid preparation from rice used in beriberi.

antibilious (an-te-bil'yus). Good against bilious conditions.

antibiosis (an-te-bi-o'sis) [Gr. *ἀντί* against + *βίος* life]. An association between two or more organisms which is detrimental to one of them.

antibiotic (an"te-bi-ot'ik) [Gr. *ἀντί* against + *βίος* life]. Destructive of life.

antiblastic (an-te-blas'tik) [Gr. *ἀντί* against + *βλαστός* germ]. Characterized by the retardation of bacterial growth.

antiblennorrhagic (an"te-blen-or-aj'ik). Preventing or relieving gonorrhea.

antibody (an'te-bod-e). The specific body produced by the cells of a host in reaction against an antigen; a substance in the blood and tissue juices of animals rendered immune by inoculation, and exerting a specific antagonistic influence on the substance under the influence of which it was formed. The antibodies include amboceptors, agglutinins, antienzymes, antitoxins, bacteriolysins, cytotoxins, hemolysins, opsonins, and precipitins. **anaphylactic a.**, a substance formed as a result of the first injection of a foreign protein and responsible for the anaphylactic symptoms following the second injection of the same protein. See *sensibilisin*. **heterogenetic a., heterophile a.**, an accessory antibody produced by the injection of a heterogenetic antigen. **lipodotropic a.**, the substance in the blood-serum of syphilitics which combines with the (lipoidal) antigen to produce a positive Wassermann test. **sensitizing a.** See *amboceptor*.

antibrachium (an-te-bra'ke-um). See *antebrachium*

antibromic (an-te-bro'mik) [Gr. *ἀντί* against + *βρῶμος* smell]. Deodorant overcoming ill smells.

antibrule (an'te-brūl). A proprietary antiseptic and antipruritic: used for burns, scalds, skin diseases, etc.

antibubonic (an-te-bu-bon'ik). Good against bubonic plague.

anticalculous (an-te-kal'ku-lus). Good against calculus.

anticancrin (an-te-kan'krin). Same as *cancroin*.

anticardium (an-te-kar'de-um) [Gr. *ἀντί* against + *καρδία* heart]. The pit of the stomach, or scrobiculus cordis.

anticarious (an-te-ka're-us). Preventive of caries.

anticatalase (an-te-kat'al-ās). An antibody having an antagonistic action on catalase.

anticatalist, anticatalyzer (an-te-kat'al-ist, an-te-kat'al-i-zer). A substance that retards the action of a catalyzer by acting on the catalyzer itself.

anticataphylactic (an"te-kat-af-il-ak'tik). Interfering with cataphylaxis.

anticataphylaxis (an"te-kat af-il-ak'sis). The condition in which cataphylaxis is inhibited.

anticatarrhal (an"te-kat-ar'al). Curing or relieving catarrh.

anticathode (an-te-kath'ōd). The part of a vacuum tube opposite the cathode.

anticeltina (an-te sel ti'nah). A compound of mercury and urea, used in diseases of the cornea and iris.

anticephalalgic (an-te-sef-al-al'jik). Curing or preventing headache.

anticheirotonus (an"te-ki-rot'o-nus) [Gr. *ἀντί-χειρ* thumb + *τόνος* tension]. Spasmodic inflection of the thumb.

antichloren (an-te-klor'en). A proprietary mercury albuminate used in syphilis. Dose, ½ gr. (0.01 gm.).

antichlorotic (an"te-klo-rot'ik). Useful as a remedy for chlorosis.

anticholagogue (an-te ko'lag-og). Restraining the function of the liver.

anticholerin (an-te-kol'er in) [Gr. *ἀντί* against + *χολέρα* cholera]. A substance from cultures of the cholera bacillus, used against cholera.

antichoromanic (an"te-ko-ro-ma'nik). Useful against dancing mania and spasms.

antichymosin (an te ki'mo sin). An antibody which prevents the action of chymosin on milk.

anticipate (an-tis'ip-āt) [L. *ante* before + *capere* to take]. To occur or recur before the regular time.

anticlinal (an-te kli'nal) [Gr. *ἀντί* against + *κλίνειν* to slope]. Sloping in opposite directions.

anticloudine (an te klow'dēn). A proprietary paste for preventing moisture, stain, dampness, etc., from affecting glass or nickel instruments.

anticnemion (an-tik ne'me-on) [Gr. *ἀντί* against + *κνήμη* leg]. The shin.

anticoagulative (an te-ko ag'u-lat-iv). Preventing or opposing coagulation.

anticoagulin (an te-ko-ag'u-lin). A substance formed in the body and having an action antagonistic to that of coagulin.

anticomplement (an te kom'ple-ment). A substance that opposes or counteracts the action of a complement.

anticomplementary (an te-kom ple-men'tar-e). Capable of reducing or destroying the power of a complement.

anticonvulsive (an"te-kon-vul'siv). Good against convulsions.

anticor (an'te kor). A swelling or slough in the neck of a horse, caused by irritation of the harness.

anticornutin (an"te-kor-nu'tin). 1. Topasol G. II, a therapeutic preparation of zinc and copper ferrosulphates antiseptic. 2. Topasol G. IV, an antiseptic preparation of iron, zinc, and calcium sulphates.

anticoroin (an"te-ko-ro'in). Topasol G. V, an antiseptic preparation of iron, zinc, and magnesium sulphates.

anticreatinin (an"te-kre-at'in-in). A leukomain of the creatinin group, derived from creatinin.

anticrisis (an-te-kri'sis). Anything that interferes with the occurrence of a crisis.

anticritical (an te-krit'ik al). Relieving or preventing a crisis.

anticrotin (an-te-kro'tin). The antitoxin of crotin the toxin of *Croton tiglium*.

anticus (an-ti'kus). Latin for *anterior*.

anticutin (an-te-ku'tin) [L. *anti* against + *cutaneous reaction*]. An antibody in the blood of certain tuberculous persons which, when added to tuberculin, neutralizes the latter so that it will not produce the cutaneous reaction.

anticyclic acid (an-te-sik'lik). See *acid*.

anticytolysin (an-te-si-tol'is-in). Same as *anticytotoxin*.

anticytost (an-te-si'tōst). An antibody which neutralizes or produces immunity to cytost.

anticytotoxin (an"te-si-to-toks'in). A substance that opposes the action of a cytotoxin.

antidiabetic (an-te-di-ab-et'ik). Preventing or curing diabetes.

antidiabetin (an"te-di-ab-e'tin). A sugar for diabetics, composed of saccharin and mannite.

antidiastase (an-te-di'as-tās). A substance formed in the blood-serum on the injection of a diastase which opposes the action of the diastase.

antidinic (an-te-din'ik) [Gr. *ἀντί* against + *δῖνος* whirl]. Curing or preventing vertigo.

antidiphtherin (an-te dif'the-rin) [Gr *ἀντί* against + *diphtheria*]. A derivative from cultures of the diphtheria bacillus, used against diphtheria.

antidiphtheritic (an"te-dif-ther-it'ik). Counteracting diphtheria.

antidiphtheriticon (an"te-dif-ther-it'ik-on). A mixture of oil of birch (5 parts), oil of beech (3 parts), potassium sulphid (5 parts), potassium carbonate (1 part), and alcohol (70 parts): used as a remedy for diphtheria.

antidolorin (an-te-do-lor'in) [Gr. *ἀντί* against + L. *do'lor* pain]. A proprietary preparation of ethyl chlorid.

antidotal (an-te-do'tal). Serving as an antidote.

antidote (an'te-dōt) [L. *antido'tum*, from Gr. *ἀντί* against + *διδόναι* to give]. A remedy for counteracting a poison. **a. against arsenic,** hydrated oxid of iron with magnesia. **chemic a.,** one that changes the chemic nature of the poison. **Hall a.,** a solution of 7.35 parts of potassium iodid and 4 parts of quinin hydrochlorid in 480 parts of water, used as an antidote for mercuric chlorid poisoning. **mechanic a.,** one that prevents the absorption of a poison. **physiologic a.,** one that counteracts the effects of a poison by producing other effects. **universal a.,** a solution of 1 part of iron sulphate in 2 parts of magnesia water.

antidromic (an-te-drom'ik) [Gr. *ἀντί* opposite + *δρόμος* race-course]. Conducting impulses in a direction opposite to the normal: said of nerve-fibers.

antidynamic (an"te-di-nam'ik) [Gr. *ἀντί* against + *δύναμις* force]. Reducing the strength.

antidyscratic (an"te-dis-krat'ik) [Gr. *ἀντί* against + *δυσκρασία* bad temperament]. Good against a dyscrasia.

antidysenteric (an"te-dis-en-ter'ik). Relieving, curing, or preventing dysentery.

antidysentericum (an"te-dis-en-ter'ik-um). A preparation of myrobalan, pelletierin, extract of rose, extract of pomegranate, and gum arabic, used in chronic diarrhea and in dysentery.

antiedemic (an"te-e-de'mik). Counteracting edema

antiemetic (an"te-e-met'ik). Arresting or preventing emesis or vomiting; relieving nausea.

antiemulsin (an-te-e-mul'sin). An immune serum counteracting emulsin.

antiendotoxic (an-te-en-do-tok'sik). Counteracting the effect of endotoxins.

antiendotoxin (an"te-en-do-toks'in). An antibody which counteracts the endotoxin of bacteria.

antienzyme (an-te-en'zīm) [Gr. *ἀντί* against + *enzyme*]. 1. An agent that neutralizes an enzyme: formed in the blood-serum of an animal on the injection of the enzyme. 2. An enzyme which neutralizes the action of another enzyme.

antiepithelial (an-te-ep-e-the'le-al). Destructive to epithelial cells.

antifebrile (an-te-feb'ril) [*anti-* + L. *fe'bris* fever]. Allaying or diminishing fever.

antifebrin (an-te-feb'rin). Same as *acetanilid*.

antiferment (an-te-fer'ment). An agent that hinders or prevents the action of a ferment.

antifermentative (an"te-fer-men'ta-tiv). Checking a fermentation process.

antifertilizin (an-te-fer'til-i-zin). A substance which neutralizes fertilizin.

antiformin (an-te-for'min). A proprietary mixture of an alkaline hypochlorite and an alkaline hydrate used as a disinfectant. It does not injure tubercle bacilli and is used in isolating the latter.

antifungin (an-te-fun'jin). Magnesium borate, $Mg(BO_2)_2.2Mg(OH)_2.7H_2O$, a white powder, soluble in hot water. It is used as a gargle in diphtheria.

antifungoid (an-te-fun'goid). Good against fungoid organisms.

antigalactic (an"te-gal-ak'tik) [Gr. *ἀντί* against + *γάλα* milk]. Diminishing the secretion of milk.

antigelatinase (an-te-jel-at'in-ās) A substance in the serum of animals infected with bacteria which prevents the digestion of gelatin.

antigen (an'te-jen) [*antibody* + Gr. *γεν* to form]. 1. A substance that causes the formation of antibodies; a substance which has the power of inducing, in the animal organism, under suitable conditions, the formation of antibodies. The antigens include toxins, ferments, precipitogens, agglutinogens, opsogens, lysogens, venins, agglutinins, complements, opsonins, amboceptors, precipitins, and most native proteins. 2. The basic substance used in complement-fixation reactions. **acetone-insoluble a.,** an antigen for the Wassermann reaction consisting of the acetone-insoluble constituents of an alcoholic extract of beef heart. **beef heart a.,** an antigen for the Wassermann reaction made by extracting fresh normal beef heart tissue with absolute alcohol. The fresh normal hearts of guinea-pigs, rabbits, and humans are also used. **cholesterinized a.,** beef heart antigen to which has been added 0.4 per cent. of cholesterin. **defatted a., diaplyte a., Dreyer's a.** See *Dreyer's vaccine*, under *vaccine*. **Forssman's a.,** a heterogenetic antigen found in most tissue cells and in the red blood-cells of sheep. It is heat stable and alcohol soluble, and so probably at least partly lipoid. **heterogenetic a., heterophile a.,** an antigen which on injection produces other than its own homologous antibodies. **heterophil a.,** an antigen having affinity for some antibody besides the one for which it is specific. **Hitchens and Hansen's a.,** cultures of meningococcus are grown on salt-free agar, suspended in water, precipitated with alcohol, then with ether, dried, and rubbed up in a mortar with physiologic salt solution for use. **pollen a.,** the essential protein of the pollen of plants extracted with a suitable menstruum. **Sach's a.,** an antigen consisting of a cholesterinized alcoholic extract of beef's heart. **therapeutic a.,** any substance which, on injection into the body, stimulates the formation of protective antibodies.

antigenic (an-te-jen'ik). Having the properties of an antigen.

antigenophil (an-te-jen'o-fil). Antigentophil.

antigentophil (an-te-jen'to-fil) [*antigen* + Gr. *φιλεῖν* to love]. Having an affinity for the antigen; said of that group of an amboceptor which attaches to the antigen or specific cell.

antigermin (an-te-jer'min). A disinfectant preparation of copper and an acid.

antiglobulin (an-te-glob'u-lin). A precipitin which precipitates globulin.

antiglyoxalase (an-te-gli-oks'il-ās). A substance existing in the pancreas which antagonizes glyoxalase

antigonorrheic (an"te-gon-o-re'ik). Good against gonorrhea.

antihelix (an-te-he'liks). See *anthelix*.

antihemagglutinin (an"te-hem-ag-lu'tin-in). A substance whose action is antagonistic to hemagglutinin.

antihemicranin (an"te-hem-ik'ran-in). Same as *antimigraine*.

antihemolysin (an"te-he-mol'is-in). Any agent which opposes the action of a hemolysin.

antihemolytic (an"te-hem-o-lit'ik). Preventing hemolysis.

antihemorrhagic (an-te-hem-o-raj'ik). Stopping hemorrhage.

antiheterolysin (an-te-het-er-ol'is-in). An antibody formed on immunization with a heterolysin.

antihidrotic (an"te-hi-drot'ik). Anhidrotic.

antihormone (an-te-hor'mōn). A substance which neutralizes the action of a hormone.

antihydrophobic (an-te-hi-dro-fo'bik). Preventing or curing hydrophobia.

antihydropic (an"te-hi-drop'ik) [*anti-* + *hydropic*]. Relieving dropsical conditions.

antihydropin (an-te-hi'dro-pin). A crystalline diuretic substance obtained from cockroaches. Dose, 10–15 gr. (0.666–1 gm.).

antihygienic (an-te-hi-je-en'ik). Opposed to hygienic principles.

antihysteric (an"te-his-ter'ik). Relieving hysteria.

anti-icteric (an"te-ik-ter'ik). Relieving icterus or jaundice.

anti-immune (an-te-im-ūn'). Acting so as to prevent immunity. **a. substance.** Same as *anti-amboceptor*.

anti-isolysin (an-te-i-sol'is-in). A substance that counteracts an isolysin.

anti-itis (an-te-i'tis). A proprietary cataplasm used in treating inflammations in veterinary practice.

antikamnia (an-te-kam'ne-ah) [Gr. ἀντί against + κάμνειν to suffer]. A proprietary antipyretic and analgesic remedy, said to contain sodium bicarbonate, caffein, and acetanilid. Dose, 4–10 gr. (0.266–0.666 gm.).

antikataphylactic (an"te-kat-af-il-ak'tik). Interfering with kataphylaxis

antikenotoxin (an-te-ken-o-toks'in). A substance which inhibits the action of kenotoxin. It is formed when kenotoxin is injected into the body.

antiketogen (an-te-ke'to-jen). A substance which produces antiketogenesis.

antiketogenesis (an-te-ke to jen'es-is). The prevention of the development of ketones; reduction of ketones.

antiketogenetic (an"te-ke-to-jen-et'ik). Antiketogenic.

antiketogenic (an-te-ke-to-jen'ik). Preventing or decreasing the formation of ketones.

antiketoplastic (an-te ke-to-plas'tik). Same as *antiketogenic*.

antikinase (an-te-ki'nās). An antibody thought to inhibit the action of kinase.

antikinesis (an-te-kin-e'sis) [Gr. ἀντί against + κίνησις movement]. The tendency of organisms to resist and lean in an opposite direction to a dragging rotary force, *e. g.*, on a slowly revolving plane (Dubois, 1898).

antikol (an'tik-ol). A proprietary antipyretic remedy, reputed to consist of acetanilid, sodium bicarbonate, and tartaric acid. Dose, 3–10 gr. (0.2–0.6 gm.).

antilab (an'te-lab). Same as *antirennin*.

antilactase (an-te-lak'tās). An antienzyme that counteracts lactase.

antilactoserum (an"te-lak-to-se'rum). A serum which inhibits the action of lactoserum.

antilemic, antilœmic (an-te-le'mik) [Gr. ἀντί against + λοιμός plague]. Effective against the plague

antileprol (an-te-lep'rol). A proprietary purified form of chaulmoogra oil, for use in leprosy.

antilepsis (an-te-lep'sis) [Gr ἀντίληψις a receiving in return]. Revulsive or derivative treatment.

antileptic (an-te-lep'tik) [see *antilepsis*]. Revulsive.

antilethargic (an"te-leth-ar'jik). Hindering sleep; overcoming a tendency to lethargy.

antileukocidin (an-te-lu-ko'si-din). The antitoxin for the leukocytic poison of the staphylococcus.

antileukotoxin (an"te-lu-ko tok'sin). Same as *antileukocidin*.

antilipase (an-te-lip'ās). A substance counteracting a lipase.

antilipoid (an-te-li'poid). An antibody having the power of reacting with a lipoid

antilithic (an-te-lith'ik) [Gr. ἀντί against + λίθος stone]. Preventing the formation of stone or calculus.

antilobium (an-te-lo'be-um) [L.; Gr. ἀντιλόβιον]. The tragus of the ear.

antilogia (an-te-lo'je-ah) [Gr. ἀντί against + λόγος reason] A combination of contradictory symptoms rendering diagnosis uncertain.

antiluetic (an"te-lu et'ik). Antisyphilitic.

antiluetin (an-te-lu'et-in). Potassium ammonium antimonic bitartrate, $SbO(C_4H_4O_6)_2K(NH_4)_2.H_2O$, recommended for syphilis.

antilusin (an-te-lu'sin). An antilytic serum used in gastric and intestinal ulceration.

antilypyrin (an"te le-pi'rin). A product of heating 1 part of acetamid with 2 parts of antipyrin: antipyretic and analgesic. Dose, 7 8 gr. (0.462–0.518 gm.).

antilysin (an-te-li'sin) [see *anti-* and *lysin*]. A substance formed in the blood of an animal immunized against a disease, and neutralizing the lysins produced by the bacteria of the disease, so that the alexins are able to destroy the bacteria.

antilysis (an til'is-is). The action of antilysins.

antilyssic (an-te-lis'ik) [Gr. ἀντί against + λύσσα rabies]. Tending to cure rabies.

antilytic (an-te-lit'ik). Pertaining to antilysis.

antimalarial (an te mal-a're-al). Curing or preventing malaria.

antimaniacal (an-te ma-ni'ak-al). Good against mania.

antimedical (an-te-med'ik-al). Inconsistent with the principles of medical science.

antimellin (an-te-mel'in). A glucosid from jambul used in diabetes.

antimephitic (an-te-mef-it'ik). Purifying the atmosphere.

antimere (an'te-mēr) [Gr. ἀντί against + μέρος a part]. One of the opposite corresponding parts of an organism which are symmetric with respect to the longitudinal axis of its body. Cf. *metamere*.

antimeristem (an te me ris'tem) A preparation of a fungus, *Mucor racemus malignus*, grown on malignant tumors of animals: used in treating cancer

antimetropia (an"te-met-ro'pe-ah) [Gr ἀντί against + μέτρον measure + ὤψ eye]. Hypermetropia in one eye with myopia in the other.

antimiasmatic (an"te-mi-az-mat'ik) [Gr. ἀντί against + μίασμα miasm]. Serviceable against miasmatic disorders.

antimicrobic (an"te-mi-kro'bik). Checking the growth of microbes.

antimicrobin (an-te-mi-kro'bin). 1. An antibody in serum which destroys bacteria themselves. 2. A proprietary whooping-cough remedy given by inhalation.

antimigraine (an"te-me-grān') [*anti-* + *migraine*]. A proprietary headache mixture. Dose, 10–20 gr. (0.6–1.2 gm.).

antimonial (an-tim-o'ne-al). Pertaining to or containing antimony.

antimonic (an-te-mon'ik). Containing antimony in its pentad valency.

antimonid (an-te-mo'nid). Any binary compound of antimony.

antimonious (an-te-mo'ne-us). Containing antimony in its triad valency.

antimonium (an-te-mo'ne-um). Latin for *antimony*. **a. diaphoret'icum,** a compound of antimoniate, nitrate, and sulphate of potassium: diaphoretic and laxative. Dose, 10–30 gr. (0.66–2 gm.).

antimony (an'tim-o-ne) [L. *antimo'nium* or *stib'ium*]. A crystalline metallic element with a bluish luster, symbol Sb, atomic weight 120.2, forming various medicinal and poisonous salts These salts are arterial and heart depressants, and have emetic and diaphoretic properties; in large doses they are gastro-intestinal irritants. **a. anilin-tartrate,** $SbO.C_6H_5(NH_2)C_4H_4O_6$, a less toxic substitute for tartar emetic for intravenous chemotherapy. **a. chlorid,** a deliquescent substance, $SbCl_3$, which is used as a caustic for small tumors and poisoned wounds; called also *butter of antimony*. **compound pills of a.,** or Plummer's pills, contain ½ gr. each of calomel and sulphureted antimony. **a. oxid,** antimonic oxid, Sb_2O_5, a white-gray powder. Dose, 1–2 gr. (0.066–0.133 gm.). **a. oxysulphid,** kermes mineral. Dose, 1–2 gr. (0.06–0.13 gm.). **a. pentasulphid,** antimonic sulphid, Sb_2S_5, a golden-yellow compound. **a. and potassium tartrate,** tartar emetic, a colorless, crystalline compound, $2K(SbO)C_4H_4O_6 + H_2O$, soluble in water and having locally a marked irritant effect. It is used internally as an emetic and as an expectorant in laryngitis, bronchitis, and pneumonia, and in the chemotherapeutic treatment of kala-azar, schistosoma infections (bilharziasis), trypanosomiasis, and granuloma inguinale Dose, as an emetic, 1–2 gr. (0.065–0.13 gm.), as an expectorant, $\frac{1}{20}$–$\frac{1}{10}$ gr. (0.003–0.006 gm.); for intravenous injection, 2–10 c.c. of a sterile 1 per cent. solution. **powder of a.,** or James' powder, contains 1 part of antimonious oxid and 2 parts of calcium phosphate. It is a diaphoretic, emetic, and cathartic. Dose, 1–5 gr. (0.066–0.333 gm.). **a. and sodium tartrate,** $Na(SbO)C_4H_4O_6\ \frac{1}{2}H_2O$ used in trypanosomiasis and other tropical diseases. Intravenous dose, ¼–1 gr. (0.016–0.066 gm.). **a. sodium thioglycollate.** See under *sodium*. **a. sulphid,** the impure antimonium trisulphid, Sb_2S_3. Dose, ½–3 gr. (0.033–0.2 gm.). The purified antimony sulphid is given in the dose of ¼–1 gr. (0.016–0.066 gm.). **a. thioglycollamid,** an organic antimony compound, $Sb(S\ CH_2.CO\ NH_2)_3$, used in the treatment of granuloma inguinale, kala-azar, and filariasis Dose, 0.08 gm. in 20 c.c. of sterile water by intravenous or intramuscular injection every second day for from 15 to 25 times. **a. trioxid,** white antimony or antimonious oxid, Sb_2O_3, is given in the dose of 2–4 gr. (0.13–0.25 gm.). **wine of a.** (*vi'num antimo'nii*), a solution of antimonium and potassium tartrates in wine. diaphoretic and expectorant. Dose, 1–5 min. (0.066–0.333 c.c.).

antimonyl-anilin tartrate. A yellow, crystalline substance, used in trypanosomiasis.

antimorphin (an-te-mor'fin). A proprietary solution of disodium sulphate: used as a cure for the morphin habit.

antimucorin (an"te-mu-ko'rin). Topasol G. III, a therapeutic preparation of iron and zinc sulphates: antiseptic.

antimycotic (an"te-mi-kot'ik). Same as *antibacterial*.

antinarcotic (an"te-nar-kot'ik). Serviceable against narcotism.

antinarcotin (an"te-nar'ko-tin). A proprietary remedy for the cure of morphinism and kindred habits.

antinephritic (an"te-ne-frit'ik). Serviceable in kidney diseases.

antinervin (an-te-ner'vin). Salbromalid: a mixture of bromacetanilid and salicylanilid: a remedy for neuralgia. Dose, 10–15 gr. (0.666–1 gm.).

antineuralgic (an"te-nu-ral'jik). Relieving neuralgia.

antineuritic (an-te-nu-rit'ik). Counteracting neuritis.

antineuritin (an-te-nu'rit-in). The antineuritic vitamin or vitamin B. See *vitamin*.

antineuronist (an-te-nu'rōn-ist) An anatomist who is opposed to the neuron theory.

antineurotoxin (an"te-nu-ro-tok'sin). A substance that counteracts a neurotoxin.

antiniad (an-tin'e-ad). Toward the antinion

antinial (an-tin'e-al). Pertaining to the antinion.

antinion (an-tin'e-on) [Gr. *ἀντί* against + *ἰνίον* occiput]. The frontal pole of the head, the median frontal point farthest from the inion.

antinonnin (an-te-non'nin) Potassium dinitrocresylate, $C_6H_2(NO_2)_2CH_3OK$ used as a disinfectant, to destroy molds, and to prevent putrefaction.

antinosin (an-te-no'sin) [Gr. *ἀντί* against + *νόσος* disease]. The sodium salt of tetraiodophenolthalein, $CO.O.C_6H_4.C(C_6H_2I_2\ ONa)_2$, a greenish-blue powder, having a faint odor of iodin used as an external antiseptic in solutions of 1 1000.

antiodontalgic (an-te-o don-tal'jik). Relieving toothache.

antiopiumist (an-te-o'pe-um-ist). One who is opposed to the use of opium.

antiopsonin (an-te-op'so-nin) A substance that has an inhibitory influence on opsonins.

antiorgan (an-te or'gan) Directed against the tissues of an organ, as antiorgan ferment.

antiotomy (an-te-ot'o-me) [Gr. *ἀντιάς* tonsil + *τέμνειν* to cut]. Excision of the tonsils

antioxidase (an-te-oks'id-ās). A substance which counteracts oxidase

antioxidation (an-te-ok-sid-a'shun). The prevention of oxidation.

antioxygen (an-te-ok'sig-en). A substance which hinders oxidation.

antiparalytic (an"te-par-al-it'ik) [*anti-* + *paralysis*]. Relieving paralytic conditions

antiparasitic (an"te-par-as-it'ik). Destructive to parasites, an agent destructive to parasites.

antiparasitin (an"te-par-as'it-in) A preparation of potassium dinitrocresylate used to destroy insect parasites.

antiparastata (an"te-par-as'tat-ah) [Gr *ἀντί* against + *παραστάτης* testis]. Cowper's glands.

antiparastatitis (an"te-par-as-tat-i'tis). Inflammation of Cowper's glands.

antipathic (an-te-path'ik) [Gr. *ἀντί* against + *πάθος* feeling]. Of diverse nature.

antipathogen (an-te-path'o-jen) Any substance which acts against a pathogen or morbific agent.

antipathy (an-tip'ath e) [Gr. *ἀντί* against + *πάθος* affection]. An opposing quality or property.

antipepsin (an-te-pep'sin). An antienzyme that neutralizes the action of pepsin.

antipeptone (an-te-pep'tōn). A peptone derived from antialbumose by digestion (Kuhne).

antiperiodic (an"te-pe-re-od'ik). Serviceable against malarial or periodic recurrence.

antiperiostin (an-te-per-e-os'tin) A proprietary preparation for the treatment of exostoses, galls, splint spavin, etc., in veterinary practice.

antiperistalsis (an"te-per-is-tal'sis). Peristaltic action proceeding from below upward.

antiperistaltic (an"te-per-is tal'tik). Diminishing peristaltic action.

antiperonosporin (an"te-per-o-nos'po-rin). Topasol G. I, a therapeutic preparation of zinc and copper sulphates: antiseptic.

antiphagin (an-te-fa'jin). A specific component of virulent bacteria which renders them resistant to phagocytosis.

antiphagocytic (an"te-fag-o-sit'ik). Counteracting or opposing phagocytosis.

antiphlogistic (an"te-flo-jis'tik). 1. Counteracting inflammation and fever. 2. An agent so acting.

antiphlogistin (an"te-flo-jis'tin). A proprietary preparation used as an anodyne, antiseptic, antiphlogistic, and as a surgical dressing.

antiphone (an'te-fōn) [Gr. *ἀντί* before + *φωνή* voice]. An instrument to be worn in the auditory meatus to protect the ear from noises.

antiphrynolysin (an"te-frin-ol'is-in). The antivenene for the toxin of toad venom

antiphthisic (an-tif-thiz'ik or an-te-tiz'ik). Checking or relieving phthisis.

antiphthisin (an-tif'the-sin) An extractive from cultures of tubercle bacilli, containing 0.5 per cent. of cresol used in treatment of phthisis. Called also *vozalbumin*.

antiphymin (an-te-fi'min) [Gr. *ἀντί* against + *φύμα* growth] A preparation of formaldehyd, ozone, sulphur dioxid, etc., forced into water under high pressure. Used by inhalation in tuberculosis.

antiphytosin (an"te-fi-to'sin). A therapeutic preparation resembling tuberculin.

antiplague (an-te plāg'). Preventing or curing the plague.

antiplastic (an-te-plas'tik) [Gr. *ἀντί* against + *πλάσσειν* to form] 1. Unfavorable to the healing process. 2 An agent that impoverishes the blood

antiplatelet (an-te-plāt'let). Having a destructive action on blood-platelets

antipnein (an-te-pne'in). A substance which counteracts pnein.

antipneumin (an-te-nu'min) [Gr. *ἀντί* against + *πνεῦμα* gas] A substance occurring in animal tissues which diminishes the gaseous exchanges in muscle (Battelli and Stern, 1911).

antipneumococcic (an"te-nu-mo-kok'sik). Destroying pneumococci. See under *serum*.

antipneumotoxin (an"te-nu-mo-tok'sin). An antitoxin that antagonizes pneumotoxin

antipodagric (an-te-po-dag'rik). Curing gout.

antipodal cell (an-tip'o-dal). See *cell*.

antiprecipitin (an-te-pre-sip'it-in) A substance antagonistic in its action to precipitin.

antiprostate (an-te-pros'tāt) See *anteprostate*.

antiprostatitis (an"te-pros-tat-i'tis). Inflammation of Cowper's glands.

antiprotease (an-te-pro'te-ās). A substance contained in bacteria which checks proteolytic action

antiprothrombin (an-te pro-throm'bin). An anticoagulant which acts by retarding or preventing the conversion of prothrombia into thrombin. It has been isolated from some of the organs of the body, particularly the liver (heparin)

antiprotozoal (an"te-pro-to-zo'al) Destructive of or inimical to protozoa

antipruritic (an"te-pru rit'ik). Relieving or preventing itching.

antipsoric (an-tip-so'rik) [Gr. *ἀντί* against + *ψώρα* itch]. Curative of the itch

antiputrefactive (an"te-pu-tre-fak'tiv). Good against putrefaction.

antiputrol (an-te-pu'trol). A proprietary antiseptic.

antipyic (an-te-pi'ik) [Gr. *ἀντί* against + *πύον* pus]. Preventing or restraining suppuration.

antipyogenic (an"te-pi-o-jen'ik) [Gr. *ἀντί* against + *πύον* pus + *γεννᾶν* to form]. Preventing or hindering the development of pus.

antipyonin (an-te-pi'on-in) [Gr. *ἀντί* against + *πύον* pus]. Sodium tetraborate or metaborate, $NaBO_2.H_2O$, a white, smooth powder, soluble in water and not caustic used in keratitis and conjunctivitis.

antipyralgos (an"te-pi-ral'gos). A proprietary analgesic and antipyretic agent.

antipyresis (an"te-pi-re'sis) [Gr. *ἀντί* against + *πυρέσσειν* to have a fever]. The therapeutic use of antipyretics.

antipyretic (an"te-pi-ret'ik) [Gr. *ἀντί* against + *πυρετός* fever]. 1 Relieving fever, cooling, or febrifugal 2. A febrifuge or remedy for fever. The principal antipyretics are cold, diaphoretics, such as aconite, tartar emetic, etc., quinin, salicylic acid, antipyrin, acetanilid, phenacetin, hydroquinon, etc.

antipyrin (an-te pi'rin) [Gr. *ἀντί* against + *πῦρ* fire]. A grayish or reddish crystalline basic coal-tar derivative, phenyldimethylpyrazolone, $C_{11}H_{12}N_2O$ It is soluble in water, chloroform, and alcohol it is antipyretic, antirheumatic, and analgesic, and is used in typhoid fever, pneumonia, phthisis, rheumatism, and neuralgia Dose, 5-10 gr. (0.333-0.666 gm.) **a. acetylsalicylate,** acetopyrin. **a. amygdalate,** a salt of antipyrin, used in treatment of whooping-cough Dose, ¼-6 gr. (0.040-0.4 gm.). **a. benzoate,** benzopyrin. **a. camphorate,** an antipyretic compound used in night-sweats. **a. mandelate,** a salt of antipyrin: a non-poisonous antipyretic. See *tussol* **a. meta-oxybenzoate,** a liquid salt of antipyrin. **a. monobromid,** bromopyrin. **a. paraoxybenzoate,** a crystalline salt of antipyrin **a. salicylate.** Same as *salipyrin* **a. tannate,** a yellowish, tasteless powder, insoluble in water, and containing 37 per cent of antipyrin.

antipyrinomania (an-te-pi"rin-o-ma'ne-ah) [*antipyrin* + Gr. *μανία* madness]. Insanity from excessive use of antipyrin.

antipyrotic (an"te-pi rot'ik) [Gr. *ἀντί* against + *πύρωσις* a burning]. 1. Good against burns. 2. An agent that cures burns.

antirabic (an-te-ra'bik). Preventive of or curing rabies; antilyssic.

antirachitic (an"te-rak it'ik) Preventive, curative, or corrective of rickets

antirennin (an-te-ren'in). An antienzyme formed in the blood-serum of animals injected with rennin. It counteracts the rennin and prevents coagulation of milk

antirheumatic (an"te-ru-mat'ik) [*anti-* + *rheumatic*] Relieving or preventing rheumatism.

antirheumatin (an te-ru'mat in). 1 A blue, crystalline compound, a combination of sodium salicylate and methylene-blue. It is soluble in water and alcohol, and is used as an antirheumatic. It gives a blue color to the urine. Dose, 1-1½ gr (0.066-0.1 gm) 2 An ointment containing fluorphenol (1 part), difluordiphenol (4 parts), wool-fat (85 parts), and vaselin (10 parts): used in influenza and rheumatism.

antirheumol (an-te ru'mol). A neutral 20 per cent solution of salicylic acid glycerin ester in glycerin and diluted alcohol used as a liniment for rheumatism.

antiricin (an-te-ri'sin) An antitoxin produced in the blood after the exhibition of ricin

antirobin (an-te-ro'bin) The antitoxin of robin, a poison of the locust tree.

Antirrhinum (an-tir-ri'num) [L.; Gr. *ἀντίῤῥινον*]. A genus of scrophulariaceous plants **A. linaria,** the toad-flax a scrophulariaceous herb; used homeopathically. **A. vulgaris,** snapdragon, toad-flax, or ramsted, is purgative and diuretic.

antisapros (an-te-sap'ros) An oil obtained from *Pinus pinea* It contains 70 to 80 per cent of limonene and is used in solutions or as a spray in cases of chronic bronchitis

antiscabin (an-te-ska'bin). A mixture of Peruvian balsam, boric acid, soap, beta-naphthol, alcohol, and glycerin: a remedy for scabies.

antiscabious (an-te-ska'be-us) [L. *an'ti* against + *sca'bies* itch]. Curative of the itch.

antisclerosin (an-te-skle-ro'sin). A preparation of inorganic salts, sodium chlorid, sodium sulphate, calcium glycerophosphate, magnesium phosphate, sodium carbonate, and sodium phosphate used in arteriosclerosis for lessening intra-arterial pressure.

antiscorbutic (an"te-skor-bu'tik) [Gr. *ἀντί* against + *scorbutus*]. Correcting or curing scurvy.

antisensibilisin (an-te-sen-sib-il'iz-in). A hypothetic substance in proteins which on second injection unites with the sensibilisin and produces anaphylactic shock.

antisensitization (an"te-sen-sit-iz-a'shun). A condition produced in guinea-pigs by a previous injection of normal rabbit serum which makes it impossible to passively sensitize the guinea pig with rabbit's immune serum.

antisensitizer (an-te-sen'sit-i-zer). Same as *antiamboceptor*.

antisepsin (an-te-sep'sin). Monobromacetanilid or acetbromanilid, a crystalline compound, $C_6H_4Br\text{-}NH.CO.CH_3$ antipyretic, antiseptic, and analgesic. Dose, 6–7 gr. (0.4–0.466 gm.). Called also *asepsin*.

antisepsis (an-te-sep'sis) [Gr. *ἀντί* against + *σῆψις* putrefaction]. Exclusion of the germs that cause putrefaction.

antiseptic (an-te-sep'tik). 1. Preventing decay or putrefaction 2. A substance that will inhibit the growth of micro-organisms without necessarily destroying them. Cf *disinfectant*. Some of the chief antiseptics are alcohol, boric acid, phenol, creosote, corrosive sublimate, common salt, charcoal, chlorin, tannic acid, sugar, and vinegar. **Credé's a.**, silver citrate. **Dakin's a.** See *Dakin's fluid*, under *fluid*, and *chlorazene*. **Lister's a.**, mercury-zinc cyanid.

antisepticin (an-te-sep'tis-in). A proprietary antiseptic compound of thyme, peppermint, eucalyptol, and benzoboric acid.

antisepticism (an-te-sep'tis-izm). The systematic employment of antiseptic agents.

antisepticize (an-te-sep'tis-īz). To render antiseptic.

antiseptiform (an-te-sep'tif-orm). A formaldehyd preparation used as an atmospheric deodorizer and disinfectant.

antiseptin (an-te-sep'tin). A whitish powder, said to be a mixture of zinc iodid, zinc sulphate, boric acid, and thymol: used as an antiseptic in wounds, gonorrhea, and skin diseases.

antiseptol (an-te-sep'tol). Cinchonin iodosulphate: a reddish powder, used externally like aristol; internal dose, 1–3 gr. (0.066–0.2 gm.).

antiserum (an-te-se'rum). A serum, containing specific antibodies, obtained from the blood of an animal that has received repeated doses of an antigen or that has recovered from an infection.

antisialic (an"te-si-al'ik) [Gr. *ἀντί* against + *σίαλον* saliva] 1. Checking the flow of saliva. 2. An agent that checks the secretion of saliva.

antisialogogue (an"te-si-al'o-gog). Checking the flow of saliva.

antisideric (an"te-sid-er'ik) [Gr. *ἀντί* against + *σίδηρος* iron]. Incompatible with iron.

antispasmin (an-te-spaz'min). A whitish, hygroscopic powder, being a combination of narcein sodium and sodium salicylate It is used as an antispasmodic, sedative, and hypnotic in laryngismus stridulus, whooping-cough, irritating cough, etc. Dose, ½–2 gr. (0.033–0.13 gm.).

antispasmodic (an"te-spaz-mod'ik). 1. Relieving spasm. 2. An agent that relieves spasm. Some of the chief antispasmodics are alcohol, ammonia, belladonna, camphor, castor, chloroform, conium, ether, musk, potassium bromid, sumbul, and valerian.

antispastic (an-te-spas'tik). Same as *antispasmodic*.

antispermotoxin (an"te-sper-mo-tok'sin). A substance that opposes the action of a spermotoxin.

antispirochetic (an"te-spi-ro-ket'ik). Good against a spirocheta.

antisplenetic (an"te-sple-net'ik). Useful in spleen diseases.

antistalsis (an-te-stal'sis). A backward movement of the bowel contents

antistaphylococcic (an"te-staf-il-o-kok'sik). Destroying staphylococci.

antistaphylolysin (an"te-staf-il-ol'is-in). A substance in the blood-serum which opposes the action of staphylolysin.

antisteapsin (an"te-ste-ap'sin). An antibody which counteracts steapsin.

antistreptococcic (an"te-strep-to-kok'sik). Antagonistic to streptococci.

antistreptococcin (an"te-strep-to-kok'sin). The antitoxin of streptococcus: used in erysipelas and septicemia.

antisubstance (an-te-sub'stanz). Same as *antibody*.

antisudoral, antisudorific (an"te-su'dor-al, an"te-su-dor-if'ik) [*anti-* + L. *su'dor* sweat] Preventing or giving relief to excessive sweating.

antisudorin (an"te-su'do-rin) A proprietary remedy to correct excessive sweating.

antisyphilitic (an"te-sif-il-it'ik) [Gr *ἀντί* against + *syphilitic*]. 1. Useful in cases of syphilis. 2. A remedy for syphilis.

antitabetic (an"te-tab-et'ik). Directed against or curative of tabes dorsalis.

antitetanic (an"te-tet-an'ik). Preventing or curing tetanus.

antitetanin (an"te-tet'an-in). An antitoxin to the poison of tetanus.

antitetanolysin (an"te-tet-an-ol'is-in). The antibody to tetanolysin.

antitetraizin (an"te-tet-ra'iz-in). A quinin derivative used in neuralgia and influenza. Dose, 3–4 gr. (0.2–0.26 gm.).

antithenar (an-tith'e-nar) [Gr. *ἀντί* against + *θέναρ* palm, sole]. Situated opposite to the palm or the sole.

antithermic (an-te-ther'mik) [Gr. *ἀντί* against + *θέρμη* heat] Antipyretic, antifebrile.

antithermin (an-te-ther'min) [Gr. *ἀντί* against + *θέρμη* heat] A crystalline coal-tar derivative, $C_6H_5(NH)_2\,CO(CH_2)_2\,CO\,CH_3$, or phenylhydrazinlevulinic acid used as an antipyretic, antiseptic, and analgesic, but should be employed with caution. Dose, 3–8 gr. (0.2–0.52 gm.).

antithermolin (an-te-ther'mo-lin). A proprietary preparation used as an anodyne and antiphlogistic application.

antithrombin (an-te-throm'bin) [Gr. *ἀντί* against + *thrombin*]. A substance which prevents the action of thrombin upon fibrinogen, thus preventing coagulation of the blood Such a substance exists in normal blood in small concentrations, but the amount can be increased by injecting peptone into the circulation

antithyroidin (an-te-thi-roi'din). An amber-colored fluid made from the serum of sheep from which the thyroid has been removed used in exophthalmic goiter (Moebius). Dose, 8–20 min. (0.52–1.25 c.c.).

antitonic (an-te-ton'ik). Reducing tone or tonicity.

antitoxic (an-te-tok'sik). Good against a poison.

antitoxigen (an-te-tok'sij-en) [*antitoxin* + Gr. *γεννᾶν* to produce]. Any substance that produces or increases antitoxin in the blood.

antitoxin (an-te-tok'sin) [Gr. *ἀντί* against + *τοξικόν* poison]. A substance found in the blood-

serum and in other body fluids which is specifically antagonistic to some particular toxin. Antitoxins are sometimes found in small amount normally, but they may be greatly increased by injecting the corresponding toxin. **animal a's,** antitoxins which neutralize animal poisons or venoms, such as those of snakes, spiders, eels, wasps, scorpions, fish, salamanders, and toads. **artificial a.,** an antitoxin obtained by passing an electric current through infected bouillon. **bacterial a's,** antitoxins which neutralize the bacterial toxins, especially those of diphtheria, tetanus, botulism, dysentery, and the war-wound anaerobes. **botulinus a., botulism a.,** an antitoxin found in the blood of animals that have been injected with botulism toxin. **Bull and Pritchett's a.** See under *serum*. **concentrated a.,** antitoxin which has been concentrated by precipitation of inert materials. **diphtheria a.,** the antitoxin which will suppress the harmful effect of diphtheria toxin It is found normally in small amounts in various animals and in man, in larger amounts in persons who have recovered from an attack of diphtheria, and can be produced in enormous amount and potency for use as a therapeutic agent by injecting animals (usually horses) with diphtheria toxin. **diphtheria a., concentrated,** a diphtheria antitoxin which has been concentrated and purified by precipitating out and reserving the active globulins and discarding the remainder **diphtheria a., dried,** a diphtheria antitoxin which has been dried by suitable methods to make it more permanent and less bulky. **Dochez's a.** See *Dochez's serum*, under *serum*. **Dunbar's a.,** an antitoxin from the pollen of rag-weed, golden-rod, rye, etc, used in the treatment of hay-fever **dysentery a.,** an antitoxin prepared by injecting the toxin of the Shiga strain and used in treating cases of this disease. **normal a.,** a serum capable of neutralizing an equal quantity of normal toxin solution **plant a's,** antitoxins which neutralize the vegetable poisons, especially ricin, abrin, robin, and crotin. **streptococcus a.** See *antistreptococcus serum*, under *serum* **tetanus a.,** the antitoxin which will suppress the harmful effect of tetanus toxin. It is produced by injecting animals (usually horses) with tetanus toxin. It is used as a prophylactic and also as a therapeutic agent.

antitoxinum (an"te-tok-si'num). Latin for *antitoxin*. **a. diphther'icum,** diphtheria antitoxin **a. tetan'icum,** tetanus antitoxin.

antitragicus (an-tit-raj'ik-us). See *muscles, table of*.

antitragus (an-tit'ra-gus) [*anti-* + *tragus*]. A prominence on the ear fronting the tragus.

antitrismus (an-te-triz'mus). A spasm which prevents the closure of the mouth.

antitrope (an'te-trōp) [Gr. *ἀντί* against + *τρέπειν* to turn]. 1. Any organ which forms a symmetric pair with another. 2. Same as *antibody*.

antitropin (an-te-tro'pin). A general term for the antibodies.

antitrypsic (an te trip'sik) Same as *antitryptic*.

antitrypsin (an-te-trip'sin) An antibody of blood-serum having an inhibitive action on trypsin.

antitryptic (an-te-trip'tik) [Gr. *ἀντί* against + *tryptic*] Counteracting the activity of trypsin.

antituberculin (an-te-tu-ber'ku-lin). An antibody developed on the injection of tuberculin.

antituberculotic (an"te-tu-ber-ku-lot'ik). Good against tubercle, checking the advance of tuberculosis.

antitulase (an-te-tu'lās). An immunizing serum for tuberculosis obtained from horses, cattle, and sheep.

antituman (an-te-tu'man). Sodium chondroitin sulphate, used in carcinoma. Dose, 2 gr. (0.1 gm.) per day.

antitussin (an-te-tus'in) [Gr. *ἀντί* against + L. *tus'sis* cough]. An ointment containing 5 per cent. of difluordiphenyl, $(C_6H_4F)_2$, used as a disinfectant vulnerary, also in whooping-cough.

antitussive (an-te-tus'iv). Relieving or preventing cough.

antityphoid (an-te-ti'foid). Counteracting or preventing typhoid.

antityrosinase (an-te ti-ro'sin-ās). An antienzyme that counteracts tyrosinase.

antiuratic (an-te-u-rat'ik). Preventing the deposit of urates.

antiurease (an-te-u're-ās). An antibody which inhibits the activity of urease.

antivaccination (an"te-vaks in-a'shun) Opposition to vaccination

antivaccinationist (an"te-vaks-in-a'shun-ist). A person who is opposed to vaccination.

antivenene (an"te-ven-ēn') [Gr *ἀντί* against + L. *venē'num* poison]. An antitoxin produced by the injection of snake venom, most effective against the neurotoxin of the venom.

antivenereal (an"te-ve-ne're al). Antisyphilitic; good against venereal diseases.

antivenin (an-te-ven'in). Same as *antivenene*.

antivenom (an-te-ven'om). An antitoxin against snake venom.

antivenomous (an-te-ven'om-us). Counteracting venom.

antivirulin (an-te-vir'u lin). The substance in animals actively immunized against rabies which neutralizes or inactivates the virus of rabies.

antivivisection (an"te-viv-is-ek'shun). Opposition to vivisection.

antixenic (an-tik-ze'nik) [Gr *ἀντι* + *ξένος* strange or foreign] Pertaining to the reaction of living tissue to any foreign substance

antizymotic (an"te-zi mot'ik) Opposing the action of ferments or ferment-like germs.

antodontalgic (an"to-don-tal'jik). Relieving toothache.

antodyne (ant'o-dīn). Phenoxypropanediol, a crystalline compound used to allay pain in typhoid, pneumonia, and tuberculosis

antophthalmic (ant-of-thal'mik). Relieving ophthalmia

antoxurin (ant-oks u'rin) A proprietary preparation of dichlorbenzol used as a remedy for threadworms (Oxyuris).

antra (an'trah). The plural of *antrum*.

antracele (an'trah-sēl) Same as *antrocele*.

antral (an'tral) [L. *antra'lis*]. Of or pertaining to an antrum.

antrectomy (an-trek'to me) [Gr. *ἄντρον* antrum + *ἐκτομή* excision] Surgical removal of the walls of the mastoid antrum.

antritis (an-tri'tis). Inflammation of an antrum, chiefly of the maxillary antrum.

antro-atticotomy (an"tro-at-ik-ot'o-me). The operation of opening the antrum and the attic of the labyrinth.

antrocele (an'tro-sēl) [Gr *ἄντρον* antrum + *κήλη* tumor] An accumulation of fluid in the maxillary antrum

antronasal (an-tro'na-zal). Pertaining to the maxillary antrum and the nose.

antrophore (an'tro-fōr) [Gr *ἄντρον* cavity + *φέρειν* to bear]. A form of soluble medicated bougie.

antrophose (an'tro-fōz) [Gr. *ἄντρον* cavity + *phose*]. A phose originating in the central ocular mechanism.

antrorse (an-trors'). Directed forward or upward.

antroscope (an'tro-skōp) [Gr. *ἄντρον* antrum + *σκοπεῖν* to inspect]. An instrument for illuminating and examining the maxillary antrum.

antroscopy (an-tros'ko-pe). The use of the antroscope; inspection of an antrum.

antrotome (an'tro-tōm) [see *antrotomy*]. An instrument for performing antrotomy.

antrotomy (an-trot'o-me) [Gr. *ἄντρον* antrum + *τομή* cut] The cutting open of an antrum.

antrotympanic (an"tro-tim-pan'ik). Pertaining to the antrum and the tympanic cavity.

antrotympanitis (an"tro-tim-pan-i'tis) [*antrum* + *tympanitis*] Chronic purulent inflammation of the mastoid antrum and of the middle ear.

antrum (an'trum), pl. *an'tra* [L.; Gr. *ἄντρον* cave] A cavity or chamber, especially one within a bone. **a. au'ris**, the tympanum. **a. cardi'acum**, an abnormal dilatation of the esophagus near the stomach. **a. ethmoida'le, ethmoid a.**, the ethmoid sinus. **a. of Highmore, a. maxilla're, maxillary a.**, a large cavity in the upper jaw-bone communicating with the nose. **Malacarne's a.**, the posterior perforated space. **mastoid a., a. mastoi'deum**, a recess in the mastoid process communicating with the tympanum **a. pylo'ri, a. pylor'icum**, a small culdesac of the stomach near the pylorus. **a. tympan'icum** [B N A]. Same as *mastoid a.*

antuitrin (an-tu'it-rin). A soluble extract from the anterior lobe of the pituitary

antyase (an-ti'ās). A serum used for immunizing against typhoid fever.

Antyl'lus. A famous Greek physician and surgeon of the third or fourth century A. D. Only fragments of his works have survived.

anuresis, anuria (an-u-re'sis, an-u're-ah) [Gr. *ἀν* neg + *οὖρον* urine] Absolute suppression of micturition **calculous a.**, suppression of urine caused by a renal calculus

anuretic, anuric (an-u-ret'ik, a-nu'rik). Pertaining to, affected with, or of the nature of, anuresis.

anus (a'nus) [L.]. The distal end and outlet of the rectum. **artificial a.**, an opening from the bowel formed by an operation **Bartholin's a.**, aditus ad aquæductum cerebri. **a. cer'ebri**, the anterior opening of the aqueduct of Sylvius. **entero-uterine a.**, a condition in which the intestine has herniated into the ruptured uterus, and fecal matter is discharged through the uterus and vagina. **imperforate a.**, closure of the natural opening of the anus. **preternatural a.**, an anus situated at some unusual or abnormal place. **a. of Rusconi**, the blastopore **a. vestibula're, vulvovaginal a.**, a condition in which there is no anus, but the rectum opens into the vulva

anusol (a'nu-sol) [L. *a'nus* anus + *o'leum* oil]. Iodoresorcinsulphonate of bismuth· recommended as a remedy for hemorrhoids and for rectal catarrh, fissure, and anal and vulvar pruritus.

anvil (an'vil). See *incus*.

anxietas tibiarum (anks-i'e-tas tib-e-a'rum). A painful condition of unrest leading to a continual change of the position of the limbs, and due to an increase of the muscular sense.

anxiety (ang-zi'et-e). A feeling of apprehension. **situation a.**, a feeling of apprehension coming on with the starting of some undertaking.

anydremia (an-id-re'me-ah) [Gr. *ἀν* neg. + *ὕδωρ* water + *αἷμα* blood]. See *anhydremia*.

anypnia (an-ip'ne-ah) [Gr. *ἀν* neg. + *ὕπνος* sleep]. Sleeplessness; insomnia.

anytin (an'it-in). See *anitin*.

anytol (an'it-ol). See *anitol*.

A. O. Abbreviation for *anodal opening* and *opening* of the *auriculoventricular valves*.

AOC. An abbreviation for *anodal opening contraction*.

aolan (a'o-lan). A proprietary sterile milk in am-

AOO. Abbreviation for *anodal opening odor*.

AOP. Abbreviation for *anodal opening picture*.

aorta (a-or'tah) [L.; Gr. *ἀορτή*]. The great artery that springs from the left ventricle and gives rise to all the arteries of the systemic circulation. The aorta divides opposite the fourth lumbar vertebra into the two common iliacs See *arteries, table of*. **abdominal a.**, the part of the aorta below the diaphragm **a. angus'ta**, narrowness of the aorta **arch of the a.**, the proximal portion of the aorta, consisting of an *ascending*, a *transverse*, and a *descending* part. **a. chlorot'ica**, a small aorta sometimes seen in one affected with chlorosis. **dynamic a.**, a neurotic condition in which the pulsations of the abdominal aorta are abnormally marked. **palpable a.**, a condition in which, on account of a thin retracted abdominal wall, the aorta is easily palpable. **thoracic a.**, that part of the aorta that lies below the arch and above the diaphragm

aortal (a-or'tal). Aortic.

aortarctia (a-or-tark'she-ah) [Gr. *ἀορτή* aorta + L. *arcta're* to narrow]. Constriction or narrowing of the aorta.

aortectasia, aortectasis (a-or-tek-ta'se-ah, a-or-tek'tas-is) [Gr. *ἀορτή* aorta + *ἔκτασις* distention]. Dilatation of the aorta.

aortic (a-or'tik). Of or pertaining to the aorta.

aorticorenal (a-or"tik-o-re'nal). Pertaining to the aorta and the kidneys

aortism (a'or-tizm) A constitutional tendency toward aortic disease.

aortis'mus abdomina'lis. See *phantom aneurysm*, under *aneurysm*

aortitis (a or-ti'tis) [*aorta* + Gr. *-ιτις* inflammation]. Inflammation of the aorta. **Döhle-Heller a.**, syphilitic aortitis **a. syphilit'ica oblit'erans**, syphilitic aortitis resulting in obliteration of the aorta or some of its branches.

aortolith (a-or'to-lith) [*aorta* + Gr *λίθος* stone]. A calculus in the aorta

aortomalacia (a-or"to-ma-la'she-ah) [Gr *ἀορτή* aorta + *μαλακία* softness] Abnormal softness of the aorta.

aortoptosia, aortoptosis (a-or-top-to'se-ah, -to'sis) [Gr. *ἀορτή* aorta + *πτῶσις* falling] Downward displacement of the abdominal aorta.

aortorrhaphy (a-or-tor'af e) [Gr *ἀορτή* aorta + *ῥαφή* suture]. Suture of the aorta.

aortostenosis (a-or"to-ste-no'sis) [Gr *ἀορτή* aorta + *στένωσις* narrowing]. Narrowing or stricture of the aorta.

aortotomy (a-or-tot'o-me) [Gr. *ἀορτή* aorta + *τόμη* a cutting] The operation of cutting into the aorta.

AOS. Abbreviation for *anodal opening sound*.

aosmic (ah-os'mik) [Gr *α* neg. + *ὀσμή* odor]. Odorless

apaconitin (ap-ak-on'it-in) [Gr. *ἀπό* from + *aconitin*]. A poisonous base derived from aconitin.

apallagin (ap-al'aj-in). Tetra-iodophenol-phthalein; the mercury salt of nosophen, having antiseptic properties.

apallesthesia (ah-pal-es-the'se-ah) [Gr. *α* neg. + *πάλλειν* to tremble + *αἴθησις* sensation]. Same as *pallanesthesia*.

apandria (ap-an'dre-ah) [Gr. *ἀπό* from + *ἀνήρ* man]. Morbid or insane aversion to the male sex.

apanthropia, apanthropy (ap-an-thro'pe-ah, ap-an'thro-pe) [Gr *ἀπό* from + *ἄνθρωπος* man]. 1. Morbid fear of human companionship. 2. See *apandria*.

aparathyreosis (ah-par-a-thi-re o'sis). Aparathyrosis.

aparathyrosis (ah-par-ah-thi-ro'sis). Absence of

aparthrosis (ap-ar-thro'sis) [Gr. *ἀπάρθρωσις*]. Same as *diarthrosis*.

apathetic (ap-ath-et'ik). Indifferent; undemonstrative.

apathic (ap-ath'ik). Without sensation or feeling.

apathism (ap'ath-izm). The state of being slow in responding to stimuli.

apathy (ap'ath-e) [Gr. *ἀπάθεια*] Lack of feeling or emotion; indifference

apatropin (ap-at'rop-in) [Gr *ἀπό* from + *atropin*]. Apoatropin.

apectomy (a-pek'to-me). Same as *apicoectomy*.

ape-fissure (āp'-fish-er) See under *fissure*.

ape-hand (āp'-hand) A hand in which the thumb remains in a position extending at right angles from the hand.

apellous (a-pel'us) [Gr *α* priv + L *pel'lis* skin]. 1 Skinless; not covered with skin; not cicatrized: said of a wound. 2 Having no prepuce.

apenteric (ap-en-ter'ik). Abenteric.

apepsia (ah-pep'se-ah) [Gr. *α* neg. + *πέπτειν* to digest]. Cessation or failure of the digestive functions **achlorhydria a.**, absence of the digestive secretions of the stomach. **hysteric a., a. nervo'sa.** Same as *anorexia nervosa*.

apepsinia (ah pep-sin'e-ah). Total absence or lack of secretion of pepsin or pepsinogen by the stomach.

apergol (a'per-gol). A capsule containing apiol, ergotin, oil of savin, and aloin.

aperient (ap e're-ent) [L. *ape'riens* opening]. 1. Mildly cathartic. 2. A gentle purgative.

aperiodic (ah-pe-ri-od'ik) Having no definite period said of membranes which have no definite periods of vibration of their own, but are free to take up any vibrations imparted to them.

aperistalsis (ah''per-is-tal'sis) [Gr. *α* neg. + *peristalsis*]. Absence of peristaltic action.

aperitol (ap-er'it-ol). A proprietary laxative preparation of phenolphthalein, isovalerianic acid, and acetic acid. Dose, 6 gr. (0.4 gm.).

apertometer (ap-er-tom'et-er). An apparatus for measuring the angle of an aperture of microscope objectives.

Apert's syndrome (ah-parz') [Eugène *Apert*, Parisian pediatrist, born 1868]. See *acrocephalosyndactylia*.

apertura (ap er-tu'rah). Latin for aperture or opening **a. latera'lis,** the foramen of Luschka. **a. media'lis ventric'uli quar'ti,** the foramen of Magendie **a. pel'vis infe'rior** [B N A], the outlet of the pelvis **a. pel'vis supe'rior** [B N A], the pelvic inlet **a. pirifor'mis** [B N A], the nasal opening in the skull.

aperture (ap'er-chūr) [L. *apertu'ra*]. An opening or orifice. **angular a.,** the angle formed at a luminous point between the most divergent rays that are capable of passing through the objective of a microscope In dentistry, the terminal end of the root of a tooth **a. of larynx,** the opening leading into the larynx bounded by the epiglottis in front, by the arytenoid notch behind, and by the aryteno-epiglottidean folds on the sides **a. of lens.** Same as *angle of aperture*. **numeric a.,** the power of the objective of a microscope to receive and transmit rays of light. On it depends the resolving power of a microscope. It is the sine of one-half the angle of aperture multiplied by the index of refraction of the medium between the cover and the front lens. It is usually abbreviated N. A **piriform a.,** the nasal opening in the skull.

apetalous (ap-et'al-us). Having no petals.

apex (a'peks), pl *ap'ices* [L.]. The top or pointed extremity of any conic part. The apex of a tooth is the terminal end of the root of a tooth. **appendiculocecal a.,** the opening between the vermiform appendix and the cecum. **a.-beat,** the beat of the apex of the left ventricle against the chest wall, felt in the fifth intercostal space, about three and a half inches from the middle of the sternum. **a. capit'uli fib'ulæ** [B N A], the styloid process of the fibula. **a. cor'dis,** the apex of the heart. **a. of heart,** the blunt rounded extremity of the heart represented by the left ventricle: it is located in the fifth left intercostal space 8 cm. from the midline. **a. height,** the magnitude of the ordinates of the summated twitch of the muscle. **a. na'si,** the tip of the nose. **a. pulmo'nis,** the upper extremity of the lung. **a. time,** the interval at which the apex of the summated twitches of a muscle succeeds the second stimulus applied to the same muscle.

aphacia, aphakia (ah-fa'se-ah, ah-fa'ke-ah) [Gr. *α* neg. + *φακός* lentil]. Absence of the lens of the eye.

aphacic, aphakic (ah-fa'sik, ah-fa'kik) [Gr. *α* neg. + *φακός* lentil]. Destitute of the lens of the eye.

aphagia (ah-fa'je-ah) [Gr. *α* priv. + *φαγεῖν* to eat]. Loss of the power of swallowing. **a. al'gera,** refusal of a person to take food because it gives pain.

Aphanocapsa, Aphanocapta (ah''fan-o-kap'sah, ah''fan-o-kap'tah) [Gr *ἀφανής* invisible + *κάψα* envelop]. A genus of schizomycetes related to *Bacillus*, but having phycochrome in the cells.

aphasia (ah-fa'ze-ah) [Gr. *α* priv. + *φάσις* speech] Defect or loss of the power of expression by speech, writing, or signs, or of comprehending spoken or written language, due to injury or disease of the brain-centers. **ageusic a.,** loss of power to express words relating to the sense of taste. **amnemonic a.,** forgetfulness of words, with consequent aphasia. **amnesic a.,** inability to remember words **anosmic a.,** inability to express in words sensations of smell. **associative a.,** aphasia due to a disturbance of connection between the parts comprising the central structure. **ataxic a.,** aphasia in which the patient knows what he wishes to say, but cannot utter the words on account of inability to coordinate the muscles, because of disease of the speech-center; called also *motor a.* **auditory a.,** aphasia due to disease of the hearing center of the brain; word-deafness. **Broca's a.,** ataxic aphasia. **combined a.,** aphasia of two or more forms combined in the same patient. **commissural a., conduction a.,** aphasia due to a lesion in the insula interrupting the path between the motor and sensory speech-centers **complete a.,** aphasia due to lesion of all the speech-centers, producing inability to communicate with others in any way. **cortical a.** See *pictorial a* **frontocortical a.** Same as *ataxic a.* **frontolenticular a.** Same as *commissural a.* **gibberish a.,** aphasia with utterance of meaningless phrases. **graphomotor a.,** aphasia in which the patient cannot express himself in writing. **Grashey's a.,** aphasia due to lessened duration of sensory impressions, causing disturbance of perception and association, without lack of function of the centers or conductivity of the tracts. It is seen in acute diseases and concussion of the brain. **intellectual a.** Same as *true a.* **jargon a.,** aphasia in which several words are run together as one. **Kussmaul's a.,** voluntary refraining from speech, as in the insane. **lenticular a.** Same as *commissural a.* **a. leth'ica.** Same as *amnemonic a.* **mixed a.,** combined motor and sensory aphasia. **motor a.** Same as *ataxic a.* **nominal a.,** aphasia marked by the defective use of names. **optic a.,** inability to find the name for objects seen, due to interruption of the connection between the speech and visual centers. **parietooccipital a.,** combined alexia and apraxia. **pictorial a.,** cortical aphasia, so called because the cortex is the region containing the centers for images of words. **psychosensory a.,** inability to understand language, spoken, written, or ex-

pressed in any way. **puerperal a.**, aphasia occurring during pregnancy or the puerperium. **semantic a.**, aphasia characterized by a lack of recognition of the full significance of words and phrases. **sensory a.**, inability to understand the meaning of written or spoken words, due to disease of the auditory and visual word centers. **subcortical a.**, aphasia due to a lesion interrupting impulses toward the afferent tracts that proceed to the auditory speech center **syntactical a.**, aphasia characterized by inability to arrange words properly, so that the patient talks jargon. **tactile a.**, inability to name objects which are felt. **temporoparietal a.**, cortical sensory aphasia. **total a.**, combined motor and sensory aphasia. **transcortical a.**, aphasia caused by a lesion of a pathway between the speech center and other cortical centers. **true a.**, aphasia due to lesion of any one of the speech centers; called also *intellectual a.* **verbal a.**, aphasia marked by a greatly restricted vocabulary. **visual a.**, inability to comprehend written words. **Wernicke's a.**, cortical sensory aphasia.

aphasic, aphasiac (ah-fa'sik, ah-fa'ze-ak). 1. Pertaining to or affected with aphasia. 2. A person affected with aphasia.

aphemesthesia (ah"fe-mes-the'ze-ah) [Gr. *α* neg. + *φήμη* voice + *αἴσθησις* perception]. Failure of word-perception; word-blindness and word-deafness.

aphemia (ah-fe'me-ah) [Gr. *α* priv. + *φήμη* voice]. Loss of the power of speech, due to a central lesion. In aphemia the patient sees the object and knows what it is, but is unable to form the word which belongs to it.

aphemic (ah-fem'ik). Pertaining to or affected with aphemia

aphephobia (af-e-fo'be-ah) [Gr. *ἀφή* touch + *φόβος* fear]. A morbid dread of being touched.

apheter (af'et-er) [Gr. *ἀφετήρ* sender]. A supposed material which gives to inogen the stimulus that decomposes it, and thus causes muscular contraction.

Aphiochæ'ta ferrugin'ea. A fly found in tropical America and in India which causes cutaneous myiasis in man.

Aphloi'a theafor'mis. A shrub of Madagascar; a decoction is used in hematuria.

aphonia (ah-fo'ne-ah) [Gr. *α* priv. + *φωνή* voice]. Loss of voice not due to a central lesion. **a. clerico'rum**, clergyman's sore throat. **hysteric a.**, loss of speech due to hysteria. **a. paralyt'ica**, aphonia due to paralysis or disease of the laryngeal nerves. **a. parano'ica**, stubborn and wilful silence. **spastic a.**, spasm of the adductor muscle brought on by efforts to speak.

aphonic (ah-fon'ik). 1. Pertaining to or affected with aphonia. 2. Without audible sound.

aphose (ah-fōz') [Gr. *α* neg. + *φῶς* light]. Any phose or subjective visual sensation due to absence or interruption of light.

aphosphorosis (ah-fos-fo-ro'sis). A condition in which there is insufficient amounts of phosphorus in the system. It is seen particularly in velt cattle in South Africa.

aphrasia (ah-fra'ze-ah) [Gr. *α* priv. + *φράσις* utterance]. Dumbness of any kind. **a. parano'ica**, voluntary abstention from speech in the insane.

aphrenia (ah-fre'ne-ah) [Gr. *α* neg + *φρῆν* mind]. Dementia.

aphrodisia (af-ro-diz'e-ah) [Gr. *ἀφροδίσια* venery]. 1. Sexual desire, especially if morbid or excessive. 2. Venery or sexual congress.

aphrodisiac (af-ro-diz'e-ak). 1. Exciting the sexual impulse. 2. Any drug that arouses the sexual instinct.

aphrodisin (af-ro-dis'in). A proprietary remedy compounded of yohimbin, aronacein, extract of miura puama, lecithin, etc.

aphronesia (af-ro-ne'se-ah) [Gr. *α* neg. + *φρονήσις* good sense]. Dementia.

aphtha (af'thah) [L.; Gr. *ἄφθα*]. A little ulcer; thrush.

aphthæ (af'thē) [Gr. *ἄφθαι*]. Thrush; more correctly, the whitish spots in the mouth that characterize it. See *thrush*. **Bednar's a.**, two ulcers occurring on the hard palate of cachectic infants **cachectic a.**, a fatal disease, characterized by aphthous ulceration under the tongue, enlarged and degenerated liver and spleen, and skin pigmentation **Cardarelli's a.** Same as *cachectic a.* **contagious a., epizoötic a.**, the foot-and-mouth disease of cattle. See under *disease*. **Riga's a.**, cachectic aphthæ. **a. trop'icæ**, an aphthous eruption with digestive disturbance occurring in the tropics.

aphthenxia (af-thenk'se-ah) [Gr. *ἄφθεγτος* voiceless]. Impairment of the power to express articulate sounds.

aphthoid (af'thoid) [Gr. *ἄφθα* thrush + *εἶδος* form]. Resembling thrush; thrush-like.

Aphthomo'nas infes'tans. An organism, possibly related to Leishmania, found in foot-and-mouth disease.

aphthongia (af-thon'je-ah) [Gr. *α* priv. + *φθόγγος* sound]. Aphasia due to spasm of the speech-muscles.

aphthous (af'thus). Pertaining to, characterized by, or affected with, aphthæ.

aphylactic (ah-fi-lak'tik) Marked by aphylaxis.

aphylaxis (ah-fi-lak'sis). Absence of phylactic power; absence of phylaxis.

apical (ap'ik-al). Pertaining to or located at the apex.

apicectomy (a-pis-ek'to-me). Apicoectomy.

apiceotomy (a-pis-e-ot'o-me). Apicoectomy.

apicitis (a-pe-si'tis) Inflammation of an apex, as the apex of a tooth or the apex of the lung.

apicoectomy (a"pik-o-ek'to-me) [*apex* + *ἐκτομή* excision] Excision of the apex of the root of a tooth.

apicolysis (a-pik-ol'is-is) [*apex* + Gr. *λύσις* destruction]. The operation of causing the apex of the lung to collapse, thus obliterating the apical cavity.

apicotomy (a-pik-ot'o-me) Apicoectomy.

apiectomy (a-pe-ek'to-me). Apicoectomy.

a'pii fruc'tus. See under *Apium*.

apinealism (ah-pi'ne-al-izm). The symptoms produced by removal of the pineal gland.

apinoid (ap'in-oid) [Gr. *α* priv. + *πίνος* dirt + *εἶδος* form]. Clean; free from filth.

apinol (ap'in-ol). A proprietary substance claimed to consist mainly of levomenthone, $C_{10}H_{18}O$, obtained in the destructive distillation of pine wood; antiseptic, anesthetic, and expectorant: used in wounds, ulcers, and catarrh of the stomach.

apiol (a'pe-ol) [L. *a'pium* parsley + *o'leum* oil]. A clear, volatile oil, the dimethylmethylene ether of allyl tetroxybenzene, $(CH_3O)_2C_9H_6O_2CH_2CH$, often seen in white needles, derived from parsley (*A'pium sati'vum*): used in menstrual and malarial disorders. Dose, 3–5 min. (0.18–0.333 c.c.). Called also *parsley-camphor*.

apiolin (a'pe-o-lin). A principle derived from parsley: emmenagogue. Dose, 3 min. (0.18 c.c.).

apiose (a'pe-ōs). A peculiar sugar from the glucosid apiin. It is a pentose with a branched chain, $(CH_2OH)_2.C(OH)\,CHOH.CHO$.

Apioso'ma bigem'inum. Same as *Piroplasma bigeminum*.

apiphobia (a-pe-fo'be-ah) [L. *a'pis* bee + Gr. *φόβος* fear]. Morbid dread of bees and their sting.

Ap'is mellif'ica. The honey bee. A preparation of its poison is used in homeopathic practice.

apisination (a-pis-in-a'shun) [L. *a'pis* bee]. Poisoning by the sting of bees.

apituitarism (ah-pit-u'it-ar-izm). The condition caused by total removal of the pituitary body.

Apium (a'pe-um) [L.]. A genus of umbelliferous plants, including parsley and celery. Celery seed (*a'pii fruc'tus*), the ripe fruit of *A. grave'olens*, is diuretic and antispasmodic. Dose, 30 gr. (2.0 gm.).

a'pium vi'rus. A homeopathic preparation from bee-stings.

aplacental (ah-pla-sen'tal) [Gr. α neg. + *placenta*]. Having no placenta.

aplanatic (ah-plan-at'ik) [Gr. α neg. + πλανάειν to wander]. Correcting, or not affected by, spheric aberration.

aplanatism (ah-plan'at-izm). Freedom from spheric aberration.

aplasia (ah-pla'ze-ah) [Gr. α priv. + πλάσσειν to form]. 1. Incomplete or defective development. 2. Congenital atrophy. **a. pilo'rum intermit'tens,** spindle-shaped hairs (Virchow).

aplasmic (ah-plaz'mik). Containing no protoplasm or sarcoplasm.

aplastic (ah-plas'tik) [Gr. α priv. + πλάσσειν to form]. Having no tendency to develop into new tissue.

apnea, apnœa (ap-ne'ah) [Gr. α priv. + πνήα, πνοία breath]. 1. The transient cessations of breathing that follow a forced respiration. 2. Asphyxia. **deglutition a.,** temporary arrest of the activity of the respiratory nerve-center during an act of swallowing. **traumatic a.** See *traumatic asphyxia*, under *asphyxia*.

apneumatic (ap-nu-mat'ik). 1. Free from air. 2. Done with the exclusion of air, as, an *apneumatic* operation.

apneumatosis (ap"nu-mah-to'sis) [Gr. α priv. + πνευμάτωσις]. Collapse of the air cells of the lungs, congenital atelectasis of the lungs.

apneumia (ap-nu'me-ah) [Gr. α priv. + πνεύμων lung]. Congenital absence of the lungs.

apnœa (ap-ne'ah). See *apnea*.

apnol (ap'nol). A proprietary asthma remedy containing periplocin.

apo- [Gr. ἀπό from]. A prefix implying separation or derivation.

apoaconitin (ap"o-ak-on'it-in). See *apaconitin*.

apoatropin (ap-o-at'ro-pin) [Gr. ἀπό from + *atropin*]. A slightly soluble crystalline alkaloid, the anhydrid of atropin, $C_{17}H_{21}O_2N$.

apobiosis (ap-o-bi-o'sis) [Gr. ἀπό away + βίος life]. Physiologic death.

apobiotic (ap-o-bi-ot'ik). Pertaining to any change which decreases the vital energy of any tissue.

apocain (ap'o-ka-in). Same as *tutocain*.

apochromatic (ap-o-kro-mat'ik). Free from chromatic and spheric aberration.

apocodein (ap-o-ko'de-in) [Gr. ἀπό from + *codein*]. An alkaloid, $C_{18}H_{19}NO_2$, from codein. **a. hydrochlorid,** a yellow, amorphous powder, $C_{18}H_{19}NO_2HCl$, used as an expectorant, emetic, and hypnotic, like apomorphin. Expectorant dose, 1–1¼ gr. (0.06–0.08 gm.).

apocope (ap-ok'o-pe) [Gr. "a cutting off"]. A cutting off, amputation.

apocoptic (ap-o-kop'tik). Resulting from, or pertaining to, an amputation.

apocrine (ap'o-krin) [Gr. ἀπό from + κρινεῖν to secrete]. Losing part of its protoplasm while secreting; said of certain gland cells. Cf. *evocrine*.

apocrustic (ap-o-krus'tik). Astringent and repellent; also a drug so acting.

apocynein (ap-o-si'ne-in). An active principle from *Apoc'ynum cannab'inum:* it acts like digitalin.

apocynin (ap-os'in-in). 1. One of the active principles of *Apoc'ynum cannab'inum*. 2. A concentration or resinoid from *Apoc'ynum cannab'inum*. Dose, ¼–½ gr. (0.016–0.033 gm.).

Apocynum (ap-os'in-um) [L.; Gr. ἀπόκυνον dogbane]. A genus of apocynaceous plants. *A. androsæmifo'lium*, dogbane of North America, is diuretic and diaphoretic, and in small doses tonic. Tonic dose, 10 gr. (0.6 gm.), emetic dose, 30 gr. (1.9 gm.). The root of *A. cannab'inum*, or Canada hemp, is cathartic and expectorant; in doses of 20 gr. (1.25 gm.) it is emetic, in doses of 5 gr. (0.3 gm.) it is tonic and antiperiodic, ordinary dose, 2–20 gr. (0.129–1.29 gm.), dose of fluidextract, 5–20 min. (0.333–1.25 c.c.).

apodemialgia (ap"o-de-me-al'je-ah) [Gr. ἀποδημία journey + ἄλγος pain]. A morbid or insane longing to go away from home.

apodia (ah-po'de-ah) [Gr. α priv. + πούς foot]. Congenital absence of the feet.

apokamnosis (ap"o-kam-no'sis). Abnormal liability to fatigue in myasthenia, a feeling of tiredness, numbness, and heaviness in a limb in motion.

apolar (ah-po'lar) [Gr. α priv. + πόλος pole]. Not having poles nor processes.

apolegamic (ap-o-leg-am'ik) [Gr. ἀπολέγειν to pick out + γάμος marriage]. Pertaining to selection, especially sexual selection.

apolipsin (ap-o-lip'sin). An antipyretic analgesic and nerve sedative derived from coal-tar.

Apollinaris water (ap-ol-in-a'ris). Any effervescent table-water from Remagen, Germany.

Apollonius (ap-ol-o'ne-us). 1. A physician of Citium in Cyprus, who lived in the first century. He wrote a commentary on Hippocrates' treatise on articulations. 2. A Greek physician, called "the Empiric," who lived about 200 B.C. 3. A Greek physician who lived about 180 B.C.

apolysin (ap-ol'is-in) [Gr. ἀπόλυσις deliverance, from ἀπό from + λύσις loosing]. A white, crystalline compound, $C_6H_4(OC_2H_5)NHC_6H_7O_8$, or monoparaphenetidincitric acid. It is soluble in hot water, alcohol, and glycerin, and is used as an analgesic and antipyretic in hemicrania, sciatica, pneumonia, etc. Dose, 5–30 gr. (0.324–2 gm.).

apomorphin (ap-o-mor'fin) [Gr. ἀπό from + *morphin*]. A crystalline alkaloid, $C_{17}H_{17}NO_2$, derived from morphin by the abstraction of a molecule of water. It is a powerful emetic and relaxant. **a. hydrochlorid,** a grayish, crystalline compound, $C_{17}H_{17}NO_2.HCl$, used as an emetic and expectorant. Dose, $\frac{1}{10}$–$\frac{1}{10}$ gr. (0.002–0.006 gm.). A 2 per cent. solution is used for hypodermic injection. **a. methylbromid.** See *cuporphin*.

apomyelin (ap-o-mi'el-in) [*apo-* + *myelin*]. A principle derivable from brain substance.

aponal (ah'po-nal). A proprietary hypnotic, amylene carbamate, $NH_2.CO.O.C(CH_3)_2.C_2H_5$.

apone (ah'pōn) [Gr. α neg. + πόνος pain]. An anodyne preparation of various composition, with capsicum as its base. Dose, 3–10 min. (0.18–0.666 c.c.).

aponea (ap-o-ne'ah). Same as *aponoia*.

aponeurology (ap"o-nu-rol'o-je) [*aponeurosis* + Gr. λόγος discourse]. The sum of knowledge regarding aponeuroses and fasciæ.

aponeurorrhaphy (ap-o-nu-ror'af-e) [*aponeurosis* + Gr. ῥαφή suture]. Suture of an aponeurosis, fasciorrhaphy.

aponeurosis (ap"on-u-ro'sis) [Gr. ἀπό from + νεῦρον tendon]. 1. A fascia; a white, shining, gristly membrane, serving mainly as an investment for muscle (*a. of investment*), or to connect muscles with the parts that they move (*a. of insertion*). 2. The material of which aponeuroses and fasciæ are composed; gristle. **abdominal a.,** the conjoined tendons of the oblique and transversalis muscles on the abdomen. **buccopharyngeal a.,** a band between the pterygoid process and the posterior portion of the alveolus of the lower jaw; to it are attached the superior constrictor of the pharynx and the buccinator

muscles. **Dénonvillier's a.** See under *fascia*. **a. of insertion.** See *aponeurosis*. **a. of investment.** See *aponeurosis*. **Sibson's a.**, an aponeurosis attached to the seventh cervical vertebra above and the dome of the pleura below; called also *vertebropleural ligament*. **subscapular a.**, a membrane attached to the circumference of the subscapular fossa **supraspinous a.**, a thick and dense membranous layer that partly envelops the supraspinatus muscle. **vertebral a.**, a thin fascial lamina, partly inclosing the erector spinæ muscle. **a. of Zinn.** Same as *ligament of Zinn*.

aponeurositis (ap"on-u-ro-si'tis) [*aponeurosis* + Gr. *-ιτις* inflammation]. Inflammation of an aponeurosis

aponeurotic (ap"o-nu-rot'ik). Pertaining to or of the nature of an aponeurosis.

aponeurotome (ap-o-nu'ro-tōm). A knife for cutting aponeuroses.

aponeurotomy (ap"o-nu-rot'o-me) [*aponeurosis* + Gr *τομή* a cut]. Surgical cutting of an aponeurosis.

aponia (ah-po'ne-ah) [Gr.]. Freedom from pain.

aponic (ah-po'nik). Relieving pain or fatigue.

aponoia, aponœa (ap-o-noi'ah, ap-o-ne'ah) [Gr. *ἀπό* away + *νοῦς* mind]. Amentia.

Aponus, Petrus (ap-o'nus). See *Abano*.

apophlegmatic (ap-o-fleg-mat'ik). Causing a discharge of mucus; expectorant.

apophylactic (ap-o-fi-lak'tik). Pertaining to or marked by apophylaxis

apophylaxis (ap-o-fi-lak'sis) [Gr. *ἀπό* away + *phylaxis*] Decrease of the phylactic power of the blood, as seen in the negative phase of opsonic or vaccine therapy

apophysary, apophysiary (ap-of'iz-a-re, ap-o-hiz'e-a-re). Pertaining to an apophysis.

apophyseal (ap-of-iz'e-al). Pertaining to an apophysis.

apophyseopathy (ap-o-fiz-e-op'ath e) [*apophysis* + Gr. *πάθος* disease]. Disease of an apophysis, particularly Schlatter's disease

apophysis (ap-of'is-is) [Gr *ἀπό* from + *φύσις* growth]. Any process, outgrowth, or swelling, especially a bony process that has never been entirely separated from the bone of which it forms a part **basilar a.**, the basilar process of the occipital bone. **cerebral a., a. cer'ebri,** the pineal body **genial a.**, the four genial tubercles. **a. of Ingrassias,** the lesser wing of the sphenoid bone **a. lenticula'ris,** the orbicular process of the temporal bone **a. mamilla'ris,** the olfactory bulb. **a. ravia'na, a. of Rau,** the long or gracile process of the malleus.

apophysitis (ap-of-is-i'tis). 1. Inflammation of an apophysis 2 Appendicitis. **a. tibia'lis adolescen'tium.** Same as *Schlatta's disease*. See under *disease*.

apoplasmia (ap-o-plaz'me-ah) [Gr. *ἀπό* away + *πλάσμα* plasm]. Deficiency of the blood-plasm.

apoplectic (ap-o-plek'tik) [Gr. *ἀποπληκτικός*]. Pertaining to or affected with apoplexy.

apoplectiform, apoplectoid (ap-o-plek'tif-orm, ap-o-plek'toid) Resembling apoplexy.

apoplexia (ap-o-plek'se-ah) [L.]. Apoplexy. **a. u'teri,** sudden uterine hemorrhage, due to arterial degeneration or hemorrhagic infarct.

apoplexy (ap'o-plek-se) [Gr. *ἀποπληξία*]. 1. Sudden paralysis and coma from effusion and extravasation of blood or serum into the brain or spinal cord. 2. Copious extravasation of blood within any organ. **asthenic a.**, apoplexy from debility. **Broadbent's a.**, cerebral hemorrhage beginning outside the ventricle, but progressing until it enters the ventricle **bulbar a.**, effusion into the substance of the pons **capillary a.**, apoplexy resulting from the rupture of capillary vessels. **cerebellar a.**, effusion into the substance of the cerebellum. **cerebral a.**, effusion into the cerebral substance. **choroidal, hepatic, pulmonary, renal, retinal, splenic a.**, etc., sudden effusion in the various organs indicated by the adjective. **congestive a.**, congestion without extravasation of blood, but followed by symptoms resembling those of true apoplexy. **cutaneous a.**, sudden effusion of blood to the skin and subcutaneous tissue. **embolic a.**, apoplexy due to stopping of a cerebral artery by an embolus. **functional a., nervous a.**, a condition simulating true apoplexy, but due to some functional disturbance of the nervous system. **heat a.** See *heat stroke*, under *stroke* **ingravescent a.**, progressive paralysis due to the slow leakage of blood from a ruptured vessel. **meningeal a.**, effusion occurring between the meninges. **multiple a.**, a succession of small cerebral effusions of blood, with slight attacks of paralysis. **neonatal a.**, apoplexy in newborn children. **parturient a.**, parturient paralysis. **placental a.**, hemorrhage into the placenta. **pontile a.** Same as *bulbar a* **pulmonary a.**, the escape of blood into the parenchyma of the lungs. **sanguineous a.**, that which is caused by an effusion of blood. **serous a.**, the sudden effusion of a considerable quantity of serous fluid. **simple a.**, a fatal comatose state not due to a discoverable cerebral lesion **spinal a.**, effusion into the substance of the spinal cord. **splenic a.**, malignant anthrax **thrombotic a.**, apoplexy due to thrombosis of a cerebral artery. **verminous a.**, coma due to the presence of worms in the intestine.

apoquinamin (ap"o-kwin-am'in). An alkaloid, $C_{19}H_{22}N_2O$, derivable from quinamin.

apoquinin (ap-o-kwin'in). A cinchona alkaloid, $C_{19}H_{22}O_2N_2.H_2O$, isomeric with cuprein.

aporetin (ap-o'ret-in) [Gr. *ἀπό* from + *ῥετίνη* resin]. A purgative resin from rhubarb.

aporioneurosis (ap o"re-o-nu-ro'sis) [Gr *ἀπόρια* doubt + *neurosis*]. Anxiety neurosis See under *neurosis*.

aporrhegma (ap-o-reg'mah) [Gr. *ἀπό* from + *ῥηγμα* fracture]. Any one of the toxic substances split off from the amino-acids of a protein by bacterial decomposition (Kutscher). Cf *ptomain*

aposia (ah-po'ze-ah) [Gr. *α* neg. + *πόσις* thirst]. Absence of thirst.

apositia (ap-o-sish'e-ah) [Gr *ἀπό* from + *σῖτος* food]. Disgust or loathing of food.

apositic (ap-o-sit'ik). Causing a loathing of food; diminishing the appetite.

apospory (ap os'po-re) [Gr. *ἀπό* away + *σπόρος* spore]. Lack of power of forming spores.

apostasis (ap-os'tas-is) [Gr]. 1. An abscess. 2. The end or crisis of an attack of disease.

apostem, apostema (ap'os-tem, ap-os-te'mah) [Gr. *ἀπόστημα*]. An abscess.

aposthia (ap-os'the-ah) [Gr. *α* neg. + *πόσθη* the prepuce]. Congenital absence of the prepuce.

Apostoli's treatment (ap-os-to-lēz') [Georges *Apostoli*, French physician, 1847–1900]. See under *treatment*.

apothanasia (ap-o-than-a'se-ah) [Gr. *ἀπό* away + *θάνατος* death] The postponing of death, the prolongation of life

apothecaries' weight. See *weights and measures*.

apothecary (ap-oth'ek-a-re) [Gr. *ἀποθήκη* storehouse]. A druggist or pharmacist.

apothem, apotheme (ap'oth-em, ap'oth-ēm) [Gr. *ἀπό* from + *θέμα* deposit] A dark deposit which sometimes appears in vegetable infusions and deposits exposed to the air.

apothesine (ap-oth'e sin). A crystalline compound, the cinnamic ester of gamma-diethylaminopropyl alcohol hydrochlorid, $C_6H_5(CH)_2.CO_2(C_2H_5)_2.N(CH_2).CH_3 + HCl$· used as a local anesthetic in 0 5–2 per cent. solution.

apotheter (ap-oth'et-er) [Gr. *ἀπό* away + *τιθέναι* to place]. A navel-string repositor.

apotoxin (ap-o-toks'in). The substance produced by the action of toxogenin on the injected toxin and causing the symptoms of anaphylaxis.

apotripsis (ap-o-trip'sis) [Gr. *ἀποτρίβειν* to abrade]. Removal of a corneal opacity (Hirschberg).

apotropaon (ap-o-tro'pa-on) [see *apotropiac*]. An amulet.

apotropiac (ap-o-tro'pe-ak) [Gr. *ἀπό* away + *τρέπειν* to turn]. Prophylactic, in the sense of averting evil influence (in Greek medicine).

apoxemena (ap-ok sem'in-ah) [Gr. *ἀποξεῖν* to scrape off] The substances removed from a pocket in the treatment of pericementoclasia.

apoxesis (ap-ox-e'sis). Removal of apoxemena from the periclasial pocket; called also *curettage*.

apozem, apozema, apozeme (ap'oz-em, ap-oz'-em-ah, ap'oz-ēm) [Gr. *ἀπόζεμα*, from *ἀπό* away + *ζεῖν* to boil]. A medicinal or medicated decoction.

appalagin (ap al'aj-in). A gray powder, mercury tetraiodophenolphthalein, recommended as a powerful antiseptic.

apparatotherapy (ap-ar-at-o-ther'ap-e). Treatment by mechanic apparatus.

apparatus (ap ar-a'tus) [L., from *ad* to + *para're* to make ready] 1. A number of parts acting together in the performance of some special function. 2. A mechanic appliance or appliances used in operations and experiments. 3. Cystotomy or lithotomy. **absorption a.**, an apparatus used in gas analysis by means of which a portion of the substance to be examined is absorbed and its quantity thus estimated. **acoustic a., auditory a.**, the assemblage of parts essential for hearing. **biliary a.**, the parts concerned in the formation, conduction, and storage of bile, including the secreting cells of the liver, bile-ducts, and gall-bladder **chromidial a.**, the chromatin staining material of the protoplasm of a cell, occurring in the form of granules, rods, strands, and networks. **Clover's a.**, a device used in administering ether or chloroform. **Desault's a.**, Desault's bandage. See *bandage*. **a. digesto'rius** [B N A], the digestive system. **Fell-O'Dwyer a.**, an instrument for performing artificial respiration and for preventing collapse of the lung in chest operations. **Finsen's a.**, a system of lenses for applying the violet-rays of light in the light treatment of disease. **Golgi a.**, an intracellular structure about the size of the nucleus seen only by means of special stains. **a. of Golgi-Rezzonies**, spiral filaments seen in the incisures of the neurilemma. **a. ligamento'sus col'li**, the occipito-axoid ligament. **a. ma'jor**, median lithotomy. **a. mi'nor**, lateral lithotomy **Potain's a.**, a kind of aspirating apparatus **Prana a.**, an apparatus for making pencils of carbon-dioxid snow. **Sayre's a.**, an apparatus for suspending a patient during the application of a plaster-of-Paris jacket **sound-conducting a.**, those parts of the acoustic apparatus that transmit sound **sound-perceiving a.**, those central parts of the acoustic apparatus that are essential for the perception of sounds. **Soxhlet's a.**, a kind of flask for the extraction of soluble constituents **Tallerman's a.**, an apparatus for inclosing an extremity of the body for the purpose of applying to it dry hot air in the treatment of rheumatism, etc **Taylor's a.**, a steel support for the spine, used in Pott's disease **vocal a.**, the various organs collectively that subserve phonation **Waldenberg's a.**, an apparatus for exhausting or compressing air which is inhaled by the patient or into which the patient exhales. **Zander a.**, one of the machines, of which there are several forms, designed to give exercise and to apply manipulations to the body.

appendage (ap-en'dāj) Any thing or part appended. **auricular a.**, the projecting part of the cardiac auricle. **cecal a.**, the vermiform appendix. **a's of the eye**, the lashes, eyebrows, lacrimal apparatus, and conjunctiva. **a's of the fetus**, the umbilical cord, placenta, and membranes. **ovarian a.**, the parovarium. **a's of the skin**, the hair, nails, sebaceous glands, and sweat-glands. **uterine a's**, the ligaments of the uterus, the oviducts, and the ovaries. **vermicular a.**, the vermiform appendix. **vesicular a.** See *appendix vesiculosus*

appendalgia (ap-en-dal'je ah) [*appendix* + Gr. *ἄλγος* pain]. Pain in the region of the appendix.

appendectomy, appendicectomy (ap-en-dek'-to-me, ap-en-dis-ek'to-me) [*appendix* + Gr. *ἐκτομή* excision]. Surgical removal of the appendix vermiformis; ecphyadectomy.

appendekthlipsia (ap-en-dek-thlip'se-ah) [*appendix* + *θλῖψις* compression] An operation for appendicitis with adhesions of the appendix done by closing the lumen by dividing the appendix with a thermocautery and leaving a clamp in place at that site.

appendical, appendiceal (ap-en'dik-al, ap-en-dis'e-al). Pertaining to an appendix.

appendicealgia (ap''en-dis-e-al'je ah) [*appendix* + Gr. *ἄλγος* pain]. Pain in the appendix.

appendicectasis (ap-en-dis-ek'tas-is). A dilated condition of the appendix.

appendicectomy (ap-en-dis-ek'to-me). See *appendectomy*.

appendices epiploicæ (ap-en'dis-ēz ep-ip-lo'is-e) [L.] Peritoneal pouches containing fat and joined to the large intestine **uterine a.**, the uterine ligaments, oviducts, and ovaries

appendicitis (ap-en-dis-i'tis) Inflammation of the appendix vermiformis (Mestivier, 1759, Fitz, 1886). **chronic a.** See *recurrent a.* **a. by contiguity**, appendicitis caused by infection from neighboring tissues **foreign-body a.**, appendicitis due to a foreign body in the lumen **fulminating a.**, appendicitis marked by sudden onset and rapid and fatal development **gangrenous a.**, gangrene of the appendix due to interference with the circulation **helminthic a.**, verminous appendicitis **a. larva'ta**, latent appendicitis in which the infection is in a quiescent state, but liable to break forth into activity at any time **masked a.**, appendicitis larvata. **a. oblit'erans**, appendicitis with sclerosis and shrinking of the submucous tissue and plastic peritonitis, causing obliteration of the lumen of the appendix **perforative a.**, appendicitis with perforation of the organ **protective a.** Same as *a. obliterans* **purulent a.**, suppurative appendicitis. **recurrent a.**, chronic appendicitis in which attacks recur after long intervals **relapsing a.**, chronic appendicitis with frequently recurring attacks **stercoral a.**, appendicitis in which a concretion is the assumed cause **subperitoneal a.**, appendicitis in which the appendix is buried under the peritoneum instead of being free in the peritoneal cavity **suppurative a.**, purulent infiltration of the walls of the appendix. **syncongestive a.**, non-infective appendicitis, marked by the presence of serous infiltrates and occurring synchronously with similar congestion of the neighboring tissues **traumatic a.**, appendicitis caused by external traumatism **verminous a.**, appendicitis due to the presence of a worm in the appendix.

appendicocecostomy (ap-en''dik-o-se-kos'to-me). The operation of draining the appendix into the cecum.

appendico-enterostomy (ap-en''dik-o-en-ter-os'-to-me). 1. Same as *appendicostomy*. 2 The formation of an anastomosis between the appendix and the intestine.

appendicolysis (ap-en-dik-ol'is-is) [*appendix* + *λύσις* dissolution] An operation for appendicitis with adhesions in which the cicatricial serosa on the base of the appendix is slit open and the ap-

pendix slowly withdrawn from its adhesive sheath through the slit.

appendicostomy (ap en-dik-os'to-me) [*appendix* + Gr. *στόμα* a mouth]. The operation of opening the vermiform appendix for the purpose of irrigating the lower bowel. Called also *Weir's operation.*

appendicular (ap-en-dik'u-lar). Pertaining to the appendix vermiformis.

appendix (ap-en'diks), pl. *appen'dices* [L. for *appendere* to hang upon]. An appendage. **auricular a.**, a conical muscular pouch forming the upper part of each auricle of the heart Called also *auricula* [B N A]. **a. cæ'ci**, appendix vermiformis. **a. cer'ebri**, the pituitary body **ensiform a.**, the xiphoid cartilage. **a. epididym'idis**, a small pedunculated structure sometimes found near the appendix testis. **epiploic a.** See *appendices epiploicæ*. **a. fasci'olæ**, prolongations of the neck lesions of pellagra on to the sternum **fat a.**, an appendix around which there is an abnormal quantity of fat. **a. fibro'sa hep'atis**, a fibrous process formed by the tip of the left lobe of the liver for attachment to the diaphragm **filiform a.**, a vermiform appendix in the form of a slender cord, not over 2 millimeters in diameter. **high a.**, a condition in which the appendix and cecum are situated in the right hypochondriac region, just below the liver. Called also *undescended a* **Morris' a.**, a vermiform appendix undergoing fibroid degeneration. **residual a.**, the portion of the vermiform appendix remaining after abscess of the organ treated by drainage. **a. of the testicle, a. tes'tis** [B N A], a small vascular structure situated in front of the globus major of the epididymis Called also *hydatid of Morgagni.* **undescended a.** See *high a* **a. ventric'ulæ laryn'gis** [B N A], the laryngeal pouch. **a. vermifor'mis**, a worm-like diverticulum of the cecum, varying in length from 3 to 6 inches, and about $\frac{3}{10}$ inch in diameter. Called also *processus vermiformis* [B N A]. **a. vesiculo'sa**, a small pedunculated structure, attached to the fallopian tube near the fimbriated cord Called also *hydatid of Morgagni.*

appendoroentgenography (ap-en"do-rent-gen-og'raf-e). Roentgenographic examination of the appendix vermiformis.

appendotome (ap-en'do-tōm). An instrument for removal of the appendix.

apperception (ap-er-sep'shun) [L. *ad* to + *percipere* to perceive] Conscious perception and appreciation; the power of receiving, appreciating, and interpreting sensory impressions.

apperceptive (ap-er-sep'tiv). Pertaining to apperception.

appetite (ap'et-īt) [L. *appetere* to desire]. A natural longing or desire, especially that for food. **perverted a.**, the longing for unnatural and indigestible things as articles of food.

applanation (ap-la-na'shun) [L. *applanatio*]. Undue flatness, as of the cornea

apple (ap'l). The fruit of the rosaceous tree. *Py'rus ma'lus;* also the tree itself. **Adam's a.** See *Adam's apple* **a. of the eye.** 1. The pupil, 2. The eyeball **May a.**, Podophyllum.

applicator (ap'lik-a-tor). An instrument for making local applications.

apposition (ap-o-zish'un) [L. *appositio*]. The contact of adjacent parts or organs.

approximal, approximate (ap-rok'sim-al, ap-rok'sim-āt). Situated close together: said of the surfaces of teeth that adjoin.

apractic (ah-prak'tik). Marked by apraxia.

apraxia (ah-prak'se-ah) [Gr *α* neg. + *πράσσειν* to do] Complete loss of ability to perform purposeful movements. Mind-blindness; a condition in which there is a lack of a proper apprehension of the true nature of things, leading to the performance of preposterous acts. Called also *object-blindness* and *soul-blindness.* **a. al'gera**, a hysteric state in which all mental or bodily action is prevented by inducing a severe headache. **cortical a.**, motor apraxia. **ideational a.**, improper use of objects, due to disturbance of a proper apprehension of the nature of things. **ideokinetic a., ideomotor a.**, a form due to an interruption between the ideation center and the center for the limb. In it simple movements can be performed, but not complicated ones. **innervation a.**, motor apraxia. **limb-kinetic a.**, ideokinetic apraxia. **motor a.**, inability to perform acts demanded by the will.

apraxic (ah-prak'sik). Pertaining to, or marked by, apraxia.

aproctia (ah-prok'she-ah) [Gr. *α* neg. + *πρωκτός* anus]. Imperforation of the anus.

apron (a'prun). A covering for the body in front, worn by surgeons and nurses **Hottentot a.**, the artificial or abnormal elongation of the nymphæ; velamen vulvæ. Called also *pudendal a*

aprophoria (ap-ro-fo're-ah) [Gr. *α* neg + *προφέρειν* to present]. Inability to express articulated words in speech or writing (Heveroch, 1914).

aprosexia (ah-pro-sek'se-ah) [Gr. *α* priv. + *προσέχειν* to heed] A condition in which there is inability to fix the attention; inattention due to mental weakness or to defective hearing, and often seen in chronic catarrh of the nose or of the nasopharynx (*aprosexia nasalis*)

aprosopia (ah-pro-so'pe-ah) [Gr. *α* neg + *πρόσωπον* face] Partial or complete absence of the face.

apselaphesia (ap"sel-af-e'ze-ah) [Gr. *α* neg. + *ψηλάφησις* touch]. Lack or loss of the sense of touch.

apsithyria (ap-sith-ī're-ah) [Gr. *α* neg + *ψιθυρίζειν* to whisper]. Hysteric loss of speech and even of the power of whispering (J. Solis Cohen, 1883).

apsychia (ah-sik'e-ah) [Gr. *α* neg. + *ψυχή* spirit]. 1. Loss or lack of consciousness. 2. A faint or swoon.

apsychosis (ah-si-ko'sis) [Gr. *α* neg. + *ψύχη* mind]. Absence or loss of the function of thought

aptyalia, aptyalism (ah-ti-a'le-ah, ah-ti'al-izm) [Gr. *α* priv. + *πτυαλίζειν* to spit]. Deficiency or absence of the saliva.

apus (a'pus) [Gr *α* neg. + *πούς* foot]. A teratism or fetus without feet.

apyetous (ah-pi'et-us) [Gr. *α* neg. + *πύον* pus]. Showing no pus; not suppurating

apyknomorphous (ah-pik-no-mor'fus) [Gr. *α* priv. + *πυκνός* compact + *μορφή* form] Not pyknomorphous; not having the stainable cell-elements compactly placed: said of a cell.

apyogenous (ah-pi-oj'en-us). Not caused by pus.

apyonin (ah-pi'on-in) [Gr. *α* neg. + *πύον* pus]. Yellow pyoktanin; a yellow antiseptic powder used as a substitute for pyoktanin in ophthalmic surgery.

apyous (ah pi'us) [Gr. *α* neg. + *πύον* pus] Having no pus; non-purulent.

apyretic (ah-pir-et'ik) [Gr. *α* neg. + *pyretic*]. Having no fever; afebrile.

apyrexia (ah-pir-ek'se-ah) [Gr. *α* neg. + *pyrexia*]. The absence or intermission of fever.

apyrexial (ah-pi-rek'se-al) Pertaining to apyrexia, or to the stage of intermission of a fever

apyrogenetic, apyrogenic (ah-pi"ro-jen-et'ik, ah-pi-ro-jen'ik) [Gr. *α* neg. + *πύρ* fever + *-γεν* to produce]. Not producing fever.

apyrol (ap'i-rol). A proprietary mixture of antipyrin and quinin sulphate.

Aq. L. *a'qua*, water.

Aq. astr. L. *a'qua astric'ta*, frozen water.

Aq. bull. L. *a'qua bul'liens*, boiling water.

Aq. com. L. *a'qua commu'nis*, common water.

Aq. dest. L. *a'qua destilla'ta*, distilled water.

Aq. ferv. L. *a'qua fer'vens*, hot water.

Aq. fluv. L. *a'qua fluvia'lis*, river water.
Aq. font. L. *a'qua fonta'na*, spring-water.
Aq. mar. L. *a'qua mari'na*, sea-water.
Aq. niv. L. *a'qua nivia'lis*, snow water.
Aq. pluv. L. *a'qua pluvia'lis*, rain water.
Aq. pur. L. *a'qua pu'ra*, pure water.
Aq. tep. L. *a'qua tep'ida*, tepid water.

aqua (ah'kwah). 1. Latin for *water*. 2. A solution of a medicinal substance in watér. **a. ammo'niæ** (U. S. P.), water charged with ammonia gas, and containing 10 per cent. by weight of gaseous ammonia: an antacid and diffusible stimulant. Dose, 5–30 min. (0.333–2 c.c.). **a. ammo'niæ for'tior** (U. S. P.), stronger ammonia water, containing 28 per cent. by weight of ammonia gas. **a. am'nii.** See *liquor amnii*. **a. amyg'dalæ ama'ræ**, bitter almond water: used like dilute hydrocyanic acid. Dose, 2–4 dr. (7.5–15 c.c.). **a. ane'thi**, dill water carminative. Dose, ½–2 fl.oz. (15–60 c.c.). **a. ani'si** (U. S. P.), anise water: carminative. Dose, ½–2 fl.oz. (15–60 c.c.). **a. astric'ta**, frozen water. **a. auran'tii flor'um** (U. S. P.), orange-flower water. Dose, ½–2 fl.oz. (15–60 c.c.). **a. auran'tii flor'um for'tior**, stronger orange-flower water. **a. bul'liens**, boiling water. **a. cal'cis**, lime-water. **a. cam'phoræ** (U. S. P.), camphor water. Dose, ½–1 fl.oz. (15–30 c.c.). **a. carmelita'rum**, compound spirit of melissa. **a. ca'rui**, caraway water: carminative. Dose, 1–2 fl.oz. (30–60 c.c.). **a. chlo'ri**, chlorin-water; water charged with chlorin. antiseptic and cleansing. Dose, 10–30 min. (0.666–2 c.c.). **a. chlorofor'mi** (U. S. P.), chloroform water. Dose, ½–2 fl.oz. (15–60 c.c.). **a. cinnamo'mi**, cinnamon water. Dose, ½–2 fl.oz. (15–60 c.c.). **a. colonien'sis**, cologne water. **a. commu'nis**, ordinary water. **a. creoso'ti**, creosote water. Dose, 1–4 dr. (4–16 c.c.). **a. destilla'ta** (U. S. P.), distilled water. **a. destilla'ta steriliza'ta** (U. S. P.), distilled and sterilized water. **a. fer'vens**, hot water. **a. fluvia'lis**, river water. **a. fœnic'uli** (U. S. P.), fennel water. Dose, 1–2 fl.oz. (30–60 c.c.). **a. fonta'na**, spring water or well-water. **a. for'tis**, nitric acid. **a. hamamel'idis**, water of hamamelis, miscalled extract of witch-hazel: mainly used as a vulnerary and as a mouth-wash. **a. hydroge'nii diox'idi**, a mixture of water and hydrogen dioxid detergent and antiseptic. **a. labyrin'thi**, the clear fluid in the labyrinth of the ear. **a. laurocer'asi**, cherry-laurel water: used like dilute hydrocyanic acid. Dose, 5–30 min. (0.333–2 c.c.). **a. levico**, a natural arsenoferric water from springs at Levico. **a. mari'na**, sea-water. **a. men'thæ piperi'tæ** (U. S. P.), peppermint water. Dose, 1–2 fl.oz. (30–60 c.c.). **a. men'thæ vir'idis** (U. S. P.), spearmint water. Dose, 1–2 fl.oz. (30–60 c.c.). **a. nivia'lis**, snow water. **a. oc'uli**, the aqueous humor or fluid of the eye. **a. pericar'dii**, the pericardial fluid. **a. phenola'ta**, carbolic acid water, phenolated water, a solution of liquid phenol 22 parts in 928 parts of distilled water. **a. pimen'tæ**, water of pimenta, or allspice. Dose, ½–2 fl.oz. (15–60 c.c.). **a. pluvia'lis**, rain water. **a. ptychro'tis**, Ajowan water: carminative. Dose, 1–2 fl.oz. (30–60 c.c.). **a. re'gia**, nitrohydrochloric acid. **a. ro'sæ** (U. S. P.), rose-water: mainly used as a flavor. Dose, 1–2 fl.oz. (30–60 c.c.). **a. ro'sæ for'tior** (U. S. P.), stronger rose-water. **a. sambu'ci**, elder-flower water. Dose, ½ fl.oz. (15 c.c.). **a. sedati'va**, a preparation of 2 ounces of ammonia water, 1½ drams of spirits of camphor, 1 ounce of sodium chlorid, and enough water to make one pint: used as a sedative application. **a. tep'ida**, warm water. **a. vi'tæ**, brandy.

aquacapsulitis (ak"wah-kap-su-li'tis) [L. *a'qua* water + *cap'sula* capsule]. See *aquocapsulitis*.

aquæ (a'kwē). Waters; officially, medicated waters. **a. aromat'icæ** (U. S. P.), water saturated with some volatile oil: used in pharmacy.

aquæductus (ak-wē-duk'tus). Latin for *aqueduct*. **a. cer'ebri** [B N A] See *aqueduct of Sylvius*. **a. coch'leæ**, aqueduct of cochlea. **a. Syl'vii**, aqueduct of Sylvius. **a. vestib'uli** [B N A] See *aqueduct of Cotunnius*

aquaphone (ak'wah-fōn) [L. *a'qua* water + Gr. *φῶνη* voice] An instrument resembling a stethoscope for detecting sounds in water pipes.

aquapuncture (ak'wah-punkt ūr) [L. *a'qua* water + *puncture*]. The subcutaneous injection of water.

aqueduct (ak'wē-dukt) [L. *aquæduc'tus*, from *a'qua* water + *duc'tus* canal]. A canal for the conduction of a liquid. **cerebral a.** See *a. of Sylvius*. **a. of cochlea**, a foramen in the temporal bone for a vein from the cochlea. **a. of Cotunnius**, the aqueduct of the vestibule. a small canal opening upon the posterior surface of the petrous portion of the temporal bone and transmitting a small vein. **a. of Fallopius**, the canal for the facial nerve in the petrous bone. called also *facial canal*. **a. of Sylvius**, the cavity or ventricle of the midbrain, it connects the third and fourth ventricles Called also *aquæductus cerebri*, *iter a tertio ad quartum ventriculum*, *optocœle*, and *mesocele*. **a. of the vestibule**. See *a. of Cotunnius*, *optocœle*, and *mesocele*.

aqueous (a'kwe us) [L. *a'qua* water] 1. Watery, prepared with water 2 The aqueous humor of the eye See under *humor*.

aquinol (ak'win-ol). A brownish disinfectant liquor composed of formalin, glycerin, potash soap, and thymol

aquiparous (ak-wip'ar us) [L. *a'qua* water + *par'ere* to produce] Producing water or a watery secretion

aquocapsulitis (a"kwo-kap-su-li'tis) [L. *a'qua* water + *capsulitis*] Serous iritis.

aquosity (ak wos'it-e) [L. *aquos'itas*]. A watery state or condition

aquula (ak'woo-lah) [L "little stream"]. The perilymph (*a. exter'na*) or endolymph (*a. inter'na*).

arabate (ar'ab-āt). A salt of arabic acid.

arabin (ar'ab-in). An amorphous carbohydrate, $(C_5H_{10}O_5)_2 + H_2O$, from gum arabic, soluble in water. Called also *arabic acid*.

arabinochloralose (ar-ab"in-o-klo'ral-ōs). A hypnotic like chloralose, but free from its tetanic effects.

arabinosazone (ar-ab-in o'sa zōn). A phenylosazone of arabinose, $CH_2OH(CHOH)_3C(N.NH.C_6H_5)$ CH N.NH C_6H_5. It is a yellow crystalline substance made by treating arabinose with phenylhydrazine and acetic acid.

arabinose (ar-ab'in ōs) Gum-sugar; a crystalline aldo-pentose, $CH_2OH(CHOH)_3CHO$, obtained from vegetable gums by acid hydrolysis. It is sometimes found in urine.

arabinosuria (ar-ab"in-o-su're-ah). The presence of arabinose in the urine.

arabinulose (ar-ab-in'u lōs). A ketopentose.

arabite (ar'ab-īt). A sweet crystalline principle, $C_5H_{12}O_5$, derivable from arabinose by the action of sodium amalgam.

arabitol (ar-ab'it-ol). An alcohol, $CH_2OH(CHOH)_3CH_2OH$, formed by the reduction of arabinose

arachidic (ar-ak-id'ik) [L *arachis* peanut]. Caused by peanut kernels; as arachidic bronchitis.

arachin (ar'ak-in). A globulin, also an alkaloid, $C_5H_{14}N_2O$, isolated from peanuts.

Arachis (ar'ak-is). See *peanut*.

Arachnida (ar-ak'nid-ah) [Gr. *ἀράχνη* spider]. A class of the *Arthropoda*, including the spiders, ticks, mites, and scorpions.

arachnidism (ar-ak'nid-ism). Same as *arachnoidism*.

arachnitis (ar-ak-ni'tis) [*arachnoid* + *-itis* inflammation]. Inflammation of the arachnoid.

arachnodactylia (ar-ak"no-dak-til'e-ah) [Gr. *ἀράχνη* spider + *δάκτυλος* finger]. Spider fingers; a condition in which the bones of the fingers, and sometimes of the toes, grow extremely long and thin. Called also *dolichostenomelia*.

arachnoid (ar-ak'noid) [Gr. *ἀράχνη* spider + *εἶδος* form]. 1 Resembling a spider's web. 2. A delicate membrane interposed between the pia mater and the dura mater of the brain and spinal cord, being separated from the pia mater by the subarachnoid space.

arachnoidal (ar-ak-noid'al). Of or pertaining to the arachnoid.

Arachnoidea (ar-ak-noi'de-ah) A class of arthropods including the spiders, mites, and ticks.

arachnoidea (ar-ak-noid'e-ah) The arachnoid membrane See *arachnoid*.

arachnoidism (ar-ak'noi-dizm) [Gr *ἀράχνη* spider]. The condition produced by the bite of poisonous spiders.

arachnoiditis (ar"ak-noi-di'tis). Same as *arachnitis*

arachnolysin (ar-ak-nol'is-in) [Gr. *ἀράχνη* spider + *lysin*] The active hemolytic principle of the poison of the garden-spider

arachnopia (ar-ak-no'pe-ah) [*arachnoid* + *pia*]. The arachnoid and pia considered as forming one organ, the piarachnoid.

arachnorhinitis (ar-ak"no-ri-ni'tis) [Gr *ἀράχνη* spider + *rhinitis*] Disease of the nasal passages caused by the presence of a spider.

arack, arrack (ar-ak') [East Indian] An alcoholic liquor distilled from dates, rice, the sap of palms, mahua flowers, etc.

aræometer. See *areometer*.

araiocardia (ar-a-o-kar'de-ah) [Gr. *ἀραιός* thin + *καρδία* heart]. Same as *brachycardia*

Aralia (ar a'le-ah) [L.] A genus of aromatic and diaphoretic plants, including spikenard or pettymorrel (*A. racemo'sa*), dwarf elder (*A. hvs'pida*), and other plants used in domestic medicine. **A. quinquefo'lium.** See *ginseng*

aralkyl (ar-al'kil) An aryl derived from an alkyl radical

aranein (ar-a'ne-in) [L. *ara'nea* spider] A fluid from the abdomen of spiders used in homeopathic practice as an embrocation

araneous (ar-a'ne-us) [L. *ara'neus*]. Like a cobweb.

Aran's cancer, law (ar-ahnz') [François Amilcar *Aran*, French physician, 1817–1861]. See under *cancer* and *law*.

Arantius, body of, ventricle of (ar-an'she-us) [Julius Cæsar *Arantius* (Italian *Arantio*), an Italian anatomist and physician, 1530–1589]. See *body* and *ventricle*.

araroba (ar-ar-o'bah) [Brazilian]. 1. See *Andira*. 2. See *Goa powder*.

arasa (ar-a'sah). The root of a Brazilian plant, a decoction of whose bark is used in metrorrhagia.

arbasin (ar-ba'sin). A histon found in the spermatozoa of the sea-urchin.

arbor (ar'bor) [L. "a tree"] The arbor vitæ of the cerebellum. **a. vi'tæ.** 1. The tree-like set of outlines of white substance seen on a median section of the cerebellum 2 A series of branching ridges within the cervix uteri 3 The tree *Thu'ja occidenta'lis;* also the popular name of other trees and species of the same genus. The fresh leaves, twigs, and fruit are diaphoretic, diuretic, and emmenagogue. Dose of volatile oil, 1–5 min. (0.06–0.3 c.c.).

arborescent (ar-bor-es'ent) [L. *arbores'cens*] Branching like a tree.

arborization (ar"bor-iz-a'shun). The branching termination of certain nerve-cell processes; also a form of the termination of a nerve-fiber when in contact with a muscle-fiber.

arboroid (ar'bo-roid) [L. *ar'bor* a tree]. Branching like a tree.

arbulith (ar'bu-lith). A proprietary urinary antiseptic and uric-acid solvent, a mixture of arbutin and hexamethylenamin lithium benzoate.

arbutin (ar'bu-tin) [L. *Ar'butus*, q. v.]. A crystalline glucosid, $C_{12}H_{16}O_7 + \frac{1}{2}H_2O$, from the leaves of *Arctostaphylos* (*Arbutus*), *u'ca-ur'si*, and other ericaceous plants used as a urinary antiseptic and diuretic. Dose, 5–15 gr. (0.3–1 gm.)

Arbutus (ar'bu-tus) [L.]. A genus of ericaceous trees and shrubs **A. menzie'sii** is the madroño of the Pacific States, whose bark is astringent. **trailing a.** See *Epigæa* **A. une'do,** the European arbutus, is astringent **A. u'va-ur'si.** See *uva-ursi*.

arc (ark) [L. *ar'cus* bow] Any part of the circumference of a circle. **auricular a., binauricular a.,** a measurement from the center of one auditory meatus to that of the other. **bregmatolambdoid a.,** extends along the course of the sagittal suture. **mercury a.,** an electric discharge through mercury vapor in a vacuum tube, giving off a light rich in ultraviolet and actinic rays. **nasobregmatic a.,** a line from the root of the nose to the bregma. **naso-occipital a.,** extends from the root of the nose to the lowest part of the occipital protuberance **neural a.,** a series of four or more neurons forming a complete circuit between certain receptors and effectors of the body, and constituting the pathway for neural reactions **reflex a.,** an afferent nerve, its nerve-center and an efferent nerve, considered as the pathway for a reflex act. **sensorimotor a.,** the path by which a nerve impulse is carried from a sense organ to a muscle

arcade (ar-kād') An anatomic structure composed of a series of arches **Flint's a.,** an arteriovenous arch at the base of the renal pyramids.

arcanum (ar-ka'num) [L. "secret"] A secret medicine or nostrum.

arcate (ar'kāt) [L. *arca'tus* shaped like a bow]. Bow-shaped

arcatura (ar-ka-tu'rah) [L. *ar'cus* bow] Outward curvature of the forelegs of horses

arcein (ar'se-in) Arecaïn hydrobromate an energetic miotic agent

arch (artsh) [L. *ar'cus* bow] Any structure of a curved or bow like outline In dentistry, the term is used to designate the dental arch **abdominothoracic a.,** the lower boundary of the front of the thorax. **abnormal a.,** a dental arch which varies from the normal **alveolar a.,** the arch of the alveolar process of either jaw **a. of aorta,** the curved portion of the aorta between the ascending and descending portions. **aortic a's,** a series of five pairs of arterial arches of the fetus in the region of the neck. **branchial a's.** 1 Same as *aortic a's*. 2. Four pairs of cartilaginous arches of the fetus in the region of the neck **carpal a's,** several small arteries supplying the region of the wrist. **a's of Corti,** a series of arches made up of the rods of Corti **crural a., femoral a.,** Poupart's ligament. **deep crural a.,** a band of fibers arching in front of the sheath of the femoral vessels. **dental a.,** an arch formed by the alveolar process on each jaw, containing teeth and covered by the gums **embryonic a's, fetal a's,** the aortic, branchial, mandibular, hyoid, pulmonary, and thyrohyoid arches. **epiphyseal a.,** the embryonic structure in the roof of the third ventricle from which the pineal and parapineal bodies develop **fallopian a.,** the fallopian ligament. See *ligament* **femoral a.,** Poupart's ligament. **glossopalatine a.,** the anterior pillar of the fauces **Haller's a's,** the external and internal arcuate ligaments of the diaphragm. **hemal a., hæmal a.,** the arch formed by the body and processes of a vertebra, a pair of ribs, and the sternum, or other like parts; also the sum of all such arches. **hyoid a.,** the second fetal arch which persists in the styloid process, the stylohyoid ligament, and lesser cornu of the

hyoid bone. **Langer's axillary a.**, a thickened border of fascia forming a bridge across the occipital groove. **malar a.**, the zygomatic bone. **mandibular a.**, the fetal arch whence are developed the jaw bones, with the malleus and incus. **nasal a.**, the arch formed by the nasal bones and by the nasal processes of the superior maxilla. **neural a.**, the arch of a vertebra formed by its pedicles and laminæ, also the sum of all such arches. **palatine a's**, the pillars of the fauces, the two arches of mucous membrane inclosing the muscles at the sides of the passage from the mouth to the pharynx. They are *anterior* or glossopalatine arches and *posterior* or pharyngopalatine arches. **palmar a., deep**, an arch formed in the palm by the communicating branch of the ulnar and the radial artery. **palmar a., superficial**, an arch in the palm forming the termination of the ulnar artery. **parapheseal a.**, the embryonic structure in the roof of the third ventricle of vertebrates from which the paraphysis develops. **pharyngeal a's**, the branchial arches of the fetus. **pharyngopalatine a.**, the posterior pillar of the fauces. **plantar a.**, the arch formed by the external plantar artery and the dorsalis pedis. **postaural a's**, the branchial arches. **postvelar a.**, the embryonic structure in the roof of the third ventricle from which tela choroidea superior develops. **pubic a.**, a portion of the pelvis formed by the rami of the ischia and of the pubic bone on each side. **pulmonary a.**, the fifth of the aortic arches on the left side it becomes the pulmonary artery. **Riolan's a.**, the arch formed by the transverse mesocolon. **Shenton's a.** Same as *Shenton's line*, under *line*. **stylohyoid a.**, one of the embryonic arches made up of four segments, viz. the *pharyngobranchial*, which develops into the styloid process, the *epibranchial*, developing into the stylohyoid ligament, the *ceratobranchial* and the *hypobranchial*, which together develop into the lesser cornu of the hyoid bone. **supraciliary a.**, the supraciliary ridge. **supra-orbital a.**, a bony arch formed by the prominent margin of the orbit. **tarsal a.**, either of two arterial arches, derived from the internal palpebral arteries, encircling the upper and lower lids. **tendinous a.**, the edge of an opening in a fascia which gives passage to an artery. **thyrohyoid a.**, the third fetal arch: its cartilage is represented by the greater cornu of the hyoid bone. **Treitz's a.**, an arch composed of the left superior colic artery and the mesenteric vein, and lying between the ascending portion of the duodenum and the inner edge of the left kidney. **a. of a vertebra**, the arching portion of a vertebra inclosing the spinal foramen. **visceral a's**, the fetal arches. **Zimmermann's a.**, a non-existent aortic arch of the embryo, formerly supposed to exist and to explain the origin of certain occasionally occurring vessels between the fourth and fifth arches. **zygomatic a.**, the arch formed by the malar and temporal bones.

archæocyte (ar'ke-o-sīt). See *archeocyte*.

archæus (ar-ke'us). Paracelsus' term for the vital principle, the living force in the body or the animate universe.

Archagathus (artsh-ag'ath-us). A Greek surgeon who emigrated to Rome in 219 A. D.

archamphiaster (ark-am'fe-as-ter) [Gr. ἀρχή first + ἀμφί around + ἀστήρ star]. Any amphiaster producing polar globules.

Archangelica (ar-kan-jel'ik-ah) [L. from Gr ἀρχαγγελικός archangelic]. A genus of umbelliferous plants. See *Angelica*.

archebiosis (ar''ke-bi-o'sis) [Gr. ἀρχή beginning + βίος life]. The supposed spontaneous generation of organisms.

archecentric (ar-ke-sen'trik) [Gr ἀρχή beginning + *centric*]. Denoting a primitive type of structure from which the other types in the members of the group are derived.

archegenesis (ar-ke-jen'es-is) [Gr. ἀρχή beginning + γένεσις reproduction]. Same as *archebiosis*.

archegonium (ar-ke-go'ne-um) [Gr. ἀρχή beginning + γόνος race]. The female organ of a cryptogamic plant taking part in the formation of sexually produced spores. Cf. *antheridium*.

archenteron (ar-ken'ter-on) [Gr ἀρχή beginning + ἔντερον intestine]. The cavity formed by the invagination of the blastodermic vesicle during the gastrula stage, and opening by the blastopore. Called also *cœlenteron*.

archeocinetic (ar''ke-o-sin-et'ik). Archeokinetic.

archeocyte (ar'ke-o-sīt) [Gr ἀρχαῖος ancient + κύτος cell]. Any free or wandering ameboid cell.

archeokinetic (ar''ke-o-kin-et'ik) [Gr ἀρχαῖος ancient + κίνησις motion]. A term applied to the primitive type of motor nerve mechanism, as seen in the peripheral and ganglionic nervous systems. Cf. *neokinetic* and *paleokinetic*.

archepyon (ar-kep'e-on) [Gr ἀρχή original + πύον pus]. Very thick, cheesy pus.

archesperm (ar'ke-sperm). The fertilized contents of an archegonium.

archespore, archesporium (ar'ke-spōr, ar-ke-spo're-um) [Gr ἀρχή first + σπόρος seed]. The mass of cells which give rise to mother spore cells.

archetype (ar'ke-tīp) [Gr ἀρχή original + τύπος type]. An ideal, original, or standard type or form.

archiblast (ar'ke-blast) [Gr ἀρχή first + βλαστός germ]. 1. The formative material or protoplasm of an egg. 2. His' term for the fundamental part of the blastodermic layers as distinguished from the parablast or peripheral portion of the mesoderm.

archiblastic (ar-ke-blas'tik). Derived from, or pertaining to, the archiblast.

archiblastoma (ar''ke-blas-to'mah). A tumor derived from archiblastic or parenchymatous material.

archicarp (ar'ke-karp). See *ascogonium*.

archicenter (ar''ke-sen'ter) [Gr ἀρχι- first + κέντρον center]. An archetype, an organ or organism which is the primitive form from which another organ or organism is descended.

archicentric (ar-ke-sen'trik). Pertaining to an archicenter.

archicyte (ar'ke-sīt) [Gr ἀρχι- first + κύτος cell]. A fertilized egg before segmentation has taken place.

archicytula (ar-ke-sit'u-lah) [Gr ἀρχι- first + κύτος cell]. A fertilized egg cell in the stage in which the nucleus is first discernible.

archigaster (ar'ke-gas-ter) [Gr. ἀρχι- first + γαστήρ belly]. The primitive alimentary canal of the embryo.

archigastrula (ar-ke-gas'tru-lah) [Gr. ἀρχι- first + *gastrula*]. The gastrula in its most primitive form of development.

Archigenes (ar-kij'en ēz). A celebrated Greek physician, born at Apamea in Syria. He practised in Rome (98-117 A. D.), and wrote several works, some portions of which are preserved.

archigenesis (ar-ke-jen'es-is). Same as *archebiosis*.

archigonocyte (ar-ke-gon'o-sīt) [Gr ἀρχι- first + *gonocyte*]. The primary germ-cell formed by segmentation of the fertilized ovum.

archikaryon (ar-ke-kar'e-on) [Gr ἀρχι- first + κάρυον nucleus]. The nucleus of a fertilized egg.

archil (ar'kil). The lichen *Roccella tinctoria*; also a violet coloring-matter from this and other lichens.

archimonerula (ar''ke-mo-ner'u-lah) [Gr ἀρχι- first + *monerula*]. The monerula while undergoing a primitive and total cleavage.

archimorula (ar-ke-mor'u-lah) [Gr ἀρχι- first + *morula*]. A mass of cells arising from the division of the archicytula and preceding the archigastrula.

archinephron (ar-ke-nef'ron) [Gr. ἀρχι- beginning + νεφρός kidney]. The wolffian body. See *body, wolffian.*

archineuron (ar-ke-nu'ron) [Gr. ἀρχι- beginning + νεῦρον nerve]. The neuron at which an efferent impulse starts (Waldeyer).

archipallial (ar-ke-pal'e-al). Pertaining to the archipallium.

archipallium (ar-ke-pal'e-um) [Gr. ἀρχι- first + *pallium*]. The olfactory cerebral cortex or pallial portion of the rhinencephalon. It includes the hippocampus and part of the gyrus hippocampi. Cf. *neopallium.*

archiplasm (ar'ke-plazm) [Gr. ἀρχι- first + πλάσμα something formed]. 1 The most primitive living matter. 2. The substance of which the fertilized ovum consists.

archisome (ar'ke-sōm). Archiplasm.

archispore (ar'ke-spōr). Same as *archespore.*

archistome (ar'kis-tōm) [Gr. ἀρχι- first + στόμα mouth]. Same as *blastopore.*

architis (ar-ki'tis) [Gr. ἀρχός anus + -ιτις inflammation]. Inflammation of the anus; proctitis.

archocele (ar'ko-sēl) [Gr. ἀρχός anus + κήλη hernia] Hernia of the rectum.

archocystocolposyrinx (ar''ko-sis-to-kol-po-si'rinks) [Gr ἀρχός anus + κύστις bladder + κόλπος vagina + σῦριγξ pipe]. Fistula of the anus, vagina, and bladder

archocystosyrinx (ar''ko-sis-to-si'rinks) [Gr. ἀρχός anus + κύστις bladder + σῦριγξ pipe]. Fistula of the anus and bladder.

archon (ar'kon). Vaughan's term for a common poisonous radical common to all proteins.

archoplasm (ar'ko plazm). Boveri's name for the substance composing the attraction sphere and the entire achromatic figure.

archoptoma (ar-kop-to'mah) [Gr. ἀρχός anus + πτῶμα fall]. A prolapsed portion of the rectum.

archoptosis (ar-kop-to'sis) [Gr. ἀρχός anus + πτῶσις fall]. Prolapse of the lower rectum.

archorrhagia (ar-kor-ra'je ah) [Gr ἀρχός anus + ῥηγνύναι to burst forth]. Hemorrhage from the rectum

archorrhea (ar-kor-e'ah) [Gr. ἀρχός anus + ῥοία flow]. A liquid discharge from the rectum.

archosome (ar'ko-sōm). Archiplasm.

archostegnosis, archostenosis (ar''ko steg-no'sis, ar''ko-ste-no'sis) [Gr. ἀρχός anus + στένωσις stricture]. Stricture of the rectum.

archusia (ar-ku'se-ah). A hypothetical substance necessary for cell growth.

archyl, archyle (ar'kil, ar-ki'le) [Gr. ἀρχή beginning + ὕλη matter] Same as *protyl.*

arciform (ar'si-form) [L. *ar'cus* bow + *for'ma* shape]. Bow shaped; arcuate.

arctation (ark-ta'shun) [L. *arcta'tio*]. Contracture or narrowing of any canal or opening.

Arctium (ark'she-um) [L.]. A genus of composite-flowered plants *A. lap'pa*, the European burdock, and *A. mi'nus*, American burdock, are diuretic, alterative, and antirheumatic. Dose of fluidextract, 10–60 min (0.660–4 c.c.).

Arctostaphylos (ark-to-staf'il-os) [Gr. ἄρκτος bear + σταφυλή grape]. A genus of ericaceous plants. See *uva-ursi.*

arcual, arcuate (ark'u-al, ark'u-āt) [L. *arcua'lis*]. Arched; arc-shaped.

arcuation (ark-u-a'shun) [L. *arcua'tio*]. Curvature; especially an abnormal curvature.

arcus (ar'kus), pl. *ar'cus* [L.]. An arch, bow, or arc. See *arch.* **a. adipo'sus,** arcus senilis. **a. ante'rior atlan'tis** [B N A], the anterior arch of the atlas. **a. aor'tæ,** the arch of the aorta. **a. costa'rum** [B N A], the arch formed by the ribs. **a. denta'lis** [B N A], the dental arch. **a. glossopalati'nus** [B N A], the anterior pillars of the fauces. **a. juvena'lis, a. juveni'lis,** a ring around the corneal margin of the iris, sometomes seen in young persons and resembling the arcus senilis. **a. lumbocosta'lis latera'lis** [B N A], the ligamentum arcuatum externum. **a. lumbocosta'lis media'lis** [B N A], the ligamentum arcuatum internum. **a. palati'ni,** the pillars of the fauces. **a. parieto-occipita'lis,** the curved convolution formed by the backward continuation into the occipital lobe of the superior postcentral sulcus. **a. pharyngopalati'nus** [B N A], the posterior pillars of the fauces. **a. poste'rior atlan'tis** [B N A], the posterior arch of the atlas. **a. seni'lis,** a ring of degeneration seen about the corneal periphery in aged persons. **a. supercilia'ris** [B N A], the superciliary arch. **a. tar'seus,** tarsal arch. See *arch.* **a. tendin'eus,** tendinous arcus. **a. ver'tebræ** [B N A], arch of a vertebra. **a. vola'ris profun'dus** [B N A], **a. vola'ris superficia'lis** [B N A], the palmar arches. See under *arch.* **a. zygomat'icus,** the zygomatic arch.

ardanesthesia, ardanæsthesia (ar-dan-es-the'ze-ah) [L. *ar'dor* heat + *anesthesia*]. Thermanesthesia.

ardent (ar'dent) [L. *arde're* to glow] 1. Hot or feverish. 2. Characterized by eager desire.

ardor (ar'dor) [L.]. 1. Intense heat. 2. Eager desire. **a. uri'næ,** a scalding sensation during the passage of urine. **a. ventric'uli,** pyrosis or heartburn.

area (a're-ah) [L.]. A limited space or plane surface. **acoustic a., a. acus'tica** [B N A], the triangular lateral and median part of the floor of the fourth ventricle over which pass the striæ medullares acustici. The part below the striæ forms the trigonum acustici. **alisphenoid a.,** the surface of the great wing of the sphenoid bone. **a. amniot'ica,** the transparent part of the human embryo. **anteroparietal a.,** the part of the outer surface of the parietal bone in front of the parietal eminence. **aortic a.,** the area on the chest over the inner end of the second costal cartilage. **association a's,** areas in the cerebral cortex whose function it is to correlate the impressions received and start motor impulses in harmony with them **auditory a.,** an auditory center. **Bamberger's a.,** an area of dulness in the left intercostal region indicative of pericardial effusion **Betz cell a.** See *psychomotor a.* **Broca's a.** See *a parolfactoria* **catchment a.,** the area from which water will flow to a water supply. **a. cel'si.** Same as *alopecia areata* **Cohnheim's a's,** dark areas outlined by bright matter, seen on cross-section of a muscle-fiber. **cord a.,** that part of the cerebral cortex where lesions will produce degeneration of the spinal cord. **cortical a.,** a portion of the cerebral cortex which can be differentiated structurally from neighboring portions; called also *cortical field.* **a. cribro'sa,** the macula cribrosa. **a. of critical definition,** that part of an optic image within which the detail is clear. **crural a.,** a space at the base of the brain between the chiasm and the pons. **dangerous a.,** the ciliary region of the eye, so called because when injured the gravest results may follow **embryonic a.,** the area germinativa. **excitable a.,** the motor area in the cerebral cortex. **excitomotor a.,** that area of the cerebral cortex which incites voluntary motion. **Flechsig's a's,** three areas, anterior, lateral, and posterior, on each half of the medulla oblongata, marked out by the fibers of the vagus and hypoglossal nerves **frontal a.,** the convex surface of the frontal bone. **frontoparietal a.,** the frontal lobe of the cerebrum with the ascending parietal convolution. **genital a's,** areas on the inferior turbinal and upper part of the nasal septum which become engorged during menstruation. **germinal a., a. germinati'va,** the round place on one side of the vitelline membrane where the development of

the embryo begins **glove-a.**, an area of anesthesia of the fingers, hand, and wrist in certain cases of multiple neuritis. **hyaline a's**, limited areas of hyaline substance surrounding the cell-nests in elastic cartilage. **hysterogenic a's**. See *hysterogenic points*, under *point* **Kiesselbach's a.**, an area on the anterior part of the nasal septum above the intermaxillary bone **Krönig's a.** See *Krönig's field*, under *field* **a's of Langerhans.** See *islands of Langerhans*, under *island* **Lannier-Hackerman a.**, the region of the lower pharynx and upper esophagus, where diverticula most frequently develop **a. luna'ta**, a cerebellar area situated cephalad of the postlunate fissure. **a. martegia'ni**, a slightly enlarged space at the optic disk, marking the beginning of the hyaloid canal. **midfrontal a.**, the median part of the frontal area. **mitral a.**, the area on the chest over the apex of the heart. **motor a.**, the ascending frontal and ascending parietal convolutions where the nerve-centers for motion are thought to be situated. **occipital a.** 1. The area of the brain below the occipital bone. 2 The outer surface of the occipital bone above the superior curved line **olfactory a.**, the cerebral area, including the olfactory bulb, tract, and trigone, and the anterior portion of the callosal convolution and the uncus **a. opa'ca**, the outer opaque part of the germinal area. **a. parapyramida'lis**, the area of the cerebellum lying caudad of the parapyramidal fissure. **parietal a.**, that portion of the brain below the parietal bone on each side **a. parolfacto'ria [brocæ]**, a small gyrus on the mesial surface of the cerebral hemisphere immediately in front of the gyrus subcallosus, called also *Broca's area* and *gyrus olfactorius medialis of Retzius*. **a. pellu'cida**, the central clear part of the germinal area **a. perfora'ta**, the perforated space. See *space* **a. placenta'lis**, that part of the ectoderm of the ovum which is connected with the wall of the uterus **posteroparietal a.**, that part of the outer surface of the parietal bone that lies behind the parietal eminence **a. postpterygoi'dea**, the area of the cerebellum situated caudad to the area pterygoidea **a. postre'ma**, an area on the floor of the fourth ventricle bounded by the tenia medullaris and the funiculus separans **precentral a.** See *psychomotor a.* **projection a's**, Flechsig's name for the areas of the cerebral cortex which are concerned in the sensory and motor functions of the brain, being connected by projection fibers with the underlying parts of the central nervous system. **psychomotor a.**, the area of the cerebral cortex which is concerned with the integration and the efferent transmission of the motor expression of the results of sensorial stimulation It is situated just in front of the central fissure of Rolando. It corresponds with the *precentral area* of Campbell and is also known as the *Betz cell area* **a. pterygoi'dea**, the area of the cerebellum between the postlunate and the postpterygoid fissures **pulmonary a.**, an area on the chest at the second left intercostal space where sounds formed at the pulmonary orifice of the right ventricle are heard best **pyriform a.**, the pyriform lobe. See under *lobe* **rolandic a.**, the excitomotor region of the brain **sensation a.**, **sense a.**, the area of distribution of a particular sensory nerve **sensorial a.**, the general surface of the cerebrum, especially that part which lies between the interparietal, parietal, occipital, and callosomarginal fissure **septal a.**, the mesial surface of either half of the septum lucidum **silent a.**, an area of the brain surface injury of which produces no motor or sensory impressions now called *association a.* **Spencer's a.**, an area on the cortex of the frontal lobe of the brain just outside of the olfactory tract and anterior to the point where it joins the temporosphenoid lobe. Faradic stimulation of this area influences respiratory movements. **a. spongio'sa**, the peripheral part of the dorsal gray column of the spinal cord adjoining the substantia gelatinosa. **squamosotemporal a.**, the outer surface of the squamous bone. **a. stria'ta**, the part of the occipital lobe of the cerebral cortex containing the line of Gennari, it is the visual center **subumbilical a.**, a patch of superficial tenderness on the abdominal surface. **superfrontal a.**, the upper part of the frontal area **temporal a.**, a patch above the temporal fossa, reaching to the outer canthus of the eye. **tricuspid a.**, the area of the chest wall over the lower portion of the body of the sternum, where the sounds formed at the tricuspid valve are best heard **trigger a.**, an area, stimulation of which may cause physiologic or pathologic changes in another area. **a. vasculo'sa**, that part of the area opaca where the blood-vessels are first seen. **vertical a.**, an area of tenderness exactly over the vertex. **visual a.**, the angular gyrus and occipital lobe. **visuopsychic a.**, the area of the cerebral cortex concerned in the interpretation of visual sensations **visuosensory a.**, the area of the cerebral cortex concerned in the reception of visual sensations. **a. vitelli'na**, the yoke area in mesoblastic eggs beyond the area vasculosa. **Wernicke's a.**, a cerebral area composed of supramarginal and angular convolutions and portions of the first and second temporal convolutions.

areatus (ar-e-a'tus). Occurring in patches.

Areca (ar'e-kah) [L ; East Indian]. 1. A genus of palm trees, chiefly Asiatic. *A. cat'echu* affords betel-nut and an inferior catechu. The fruit is tonic, astringent, and anthelmintic. Dose of fluidextract, 60–180 min. (3.75–11.25 c.c).

arecaidin (ar-e-ka'id-in). Methyl tetrahydronicotinic acid, $C_7H_{11}NO_2$, an artificial derivative of arecalin: anthelmintic.

arecain (ar'e-ka-in). A colorless, crystalline alkaloid, $CH_3\,N\,C_5H_7COOH$, from betel nut It has vermifuge properties and is actively poisonous.

arecalin (ar'ek-al-in). An oily miotic and anthelmintic alkaloid, $CH_3\,N\,C_5H_7\,CO\,O\,CH_3$, from betel-nut. Dose, $\frac{1}{20}$–$\frac{1}{10}$ gr. (0.003 0.006 gm.). **a. hydrobromate**, a white, crystalline compound, $C_8H_{13}NO_2\,HBr$ used as a miotic in a 1 per cent solution and as an anthelmintic in veterinary medicine.

arecane, arekane (ar'ek-ān) An oily, volatile base from betel-nut: purgative, sialogogue, and heart depressant.

arecin (ar'es in). A cinchona alkaloid, $C_{23}H_{26}O_4N_2$, from cusco bark. It is isomeric with cusconin and has properties analogous to those of quinin.

arecolin (ar-ek'o-lin). Same as *arecalin*.

areflexia (ah-re-flek'se-ah) [Gr. *a* neg. + *reflex*]. Absence of reflexes.

aregenerative (ah-re-jen'er-a-tiv). Characterized by absence of regeneration, more especially of blood-corpuscles in aplastic anemia.

arenation (ar-en-a'shun) [L. *are'na* sand] Ammotherapy; treatment of disease by hot sand-baths.

arenoid (ar'en-oid) [L. *are'na* sand + Gr. *εἶδος* form]. Resembling sand.

areocardia (ar-e-o-kar'de ah) [Gr *ἀραῖος* thin + *καρδία* heart]. Bradycardia.

areola (ar-e'o-lah), pl. *are'olæ* [L. dim. of *a'rea* space]. 1. Any minute space or interstice in a tissue 2. The darkish ring around the nipple. **Chaussier's a.**, the areola of induration of a malignant pustule. **a. papilla'ris**, the darkened ring around a woman's nipple. **second a.**, a ring which, during pregnancy, surrounds the areola papillaris. **umbilical a.**, a pigmented patch which sometimes surrounds the navel. **vaccinal a.**, the ring of redness that surrounds a vaccine pustule.

areolar (ar-e'o-lar). Containing minute interspaces.

areolitis (ar-e-o-li'tis). Inflammation of the areola of the breast.

areometer (ar-e-om'et-er) [Gr. *ἀραιός* light + *μέτρον* measure]. A hydrometer.

areometric (ar-e-o-met'rik). Pertaining to hydrometry.

areometry (ar-e-om'et-re). Hydrometry.

Aretæus (ar-et-e'us) A famous Greek physician, born in Cappadocia: lived in the first century A. D. He wrote a work on acute and chronic diseases in eight books.

arevareva (ah-ra"vah-ra'vah) [Tahitian]. A severe skin disease, with general decay of the vital powers, said to be due to excessive use of kava.

Arg. Abbreviation for L. *argen'tum*, silver.

argaldin (ar-gal'din). An albumin-silver preparation, said to liberate formaldehyd when in contact with mucous surfaces used in nose and throat work.

argamblyopia (ar"gam-ble-o'pe-ah) [Gr. *ἀργός* idle + *amblyopia*]. Amblyopia due to long disuse of the eye.

Argand burner [Aimé *Argand*, Swiss physicist, 1755–1803] See *burner*.

Argas (ar'gas). A genus of ticks **A. america'nus.** Same as *A. persicus* **A. minia'tus.** Same as *A. persicus*. **A. per'sicus,** the fowl tick, Persian tick, or miana bug, a cosmopolitan tick, one of the most important parasites of poultry. It sucks the blood of fowls, producing a weak and unthrifty condition of a flock. In Persia, India, Australia, and Brazil it acts as the carrier of fowl spirochetosis Called also *adobe tick, blue bug*, and *tampan* **A. reflex'us,** a tick found on pigeons. Its bite causes local inflammation in man.

Argasidæ (ar-gas'id e). A family of the Ixodidæ, distinguished from the true ticks by absence of the scutum. The genera are: *Argas, Ornithodorus*, and *Alectorobius*

Argasinæ (ar-gas'i ne). A subfamily of the Arachnidæ, including the ticks

argatoxyl (ar-gah-tok's'il). A monosilver salt of paraminophenylarsonic acid, used in septic conditions

argein (ar'je-in). A colloidal silver proteinate recommended for use in gonorrhea.

argenol (ar'jen-ol). An antiseptic silver albuminoid preparation.

argentaffine (ar-jen'taf-in) [L. *argen'tum* silver + *affin'is* having affinity for] Having affinity for silver; staining with silver solutions

argentalbuminose (ar-jen-tal-bu'min-ōs). Silver nitrate ethylenediaminalbuminose: used in gonorrhea in 0 25 per cent solution

argentamid (ar-jen-tam'id) [L. *argen'tum* silver + *amid*]. An astringent and antiseptic liquid preparation of silver

argentamin (ar-jen-tam'in) [L. *argen'tum* silver + *amin*] A colorless liquid, consisting of a solution of silver phosphate in an aqueous solution of ethylenediamin. It is used in gonorrhea and conjunctivitis in 1 1000 solution, also as a disinfectant.

argentarsyl (ar-jen-tar'sil) A preparation of iron cacodylate and colloidal silver used in malaria.

argentation (ar-jen-ta'shun) [L. *argen'tum* silver]. Staining with a silver salt.

argen'ti bro'midum, a. chlo'ridum, etc. See under *silver*.

argentic (ar-jen'tik). Containing silver in its higher valency.

argentide (ar-jen'tīd). A proprietary concentrated solution of silver iodid used as a germicide in cystitis, gonorrhea, etc

argentiform (ar-jen'tif-orm) Silver hexamethylenamin, a salt said to contain 35 per cent. of silver and having germicidal power

argentine (ar-jen'tīn) [L *argenti'nus*] Pertaining to or containing silver

argentol (ar'jen-tol) Quinaseptol silver, a compound, $C_9H_5N.SO_2(OH)OAg$, used as a local astringent and antiseptic in surgery and for gonorrhea

argentoproteinum (ar-jen"to-pro-te-i'num). Silver protein **a. for'te,** strong silver protein **a. mi'te,** mild silver protein.

argentose (ar'jen-tōs). An astringent and germicidal silver compound.

argentous (ar-jen'tus). Containing silver in its lower valency.

argentum (ar-jen'tum), gen. *argen'ti*. Latin for *silver*. See *silver*.

arginase (ar'jin-ās). A ferment existing in the liver which splits arginin into urea and ornithin.

arginin (ar'jin-in). An amino-acid, amino-guamidin valerianic acid, $NH_2C(NH)_2(CH_2)_3CHNH_2CO_2H$, produced by the hydrolysis or digestion of proteins. It is one of the hexone bases (Schulze and Steiger, 1886).

argobol (ar'go-bol). A yellowish-white powder said to contain 20 per cent. of silver, used in gonorrhea, vaginitis, and metritis.

argochrome (ar'go-krōm). A silver compound of methylene blue: used by intravenous injection in staphylococcus infections

argoferment (ar-go-fer'ment). A preparation of colloidal silver electrolytically prepared.

argoflavin (ar-go-fla'vin). The silver salt of acriflavin used intravenously in staphylococcus infections.

argol, argols (ar'gol, ar'golz). Crude cream of tartar from wine-casks.

argon (ar'gon) [Gr *ἀργός* inert]. A chemic element discovered in the atmosphere in 1895. It is one of the inert gases, its symbol is A, its atomic weight is 39.88

argonin (ar'go-nin). A white powder consisting of a combination of silver nitrate and casein It is soluble in water and contains 4 25 per cent of metallic silver: used in 1 2 per cent. solution as an injection in gonorrhea and in ophthalmia neonatorum.

argulan (ar'gu-lan) A sulfamino-antipyrin-mercury compound recommended by Kolle in the treatment of relapsing fever.

argydide (ar-ji'dīd). A proprietary silver preparation, known as milk of silver iodid, said to be a non-irritating antiseptic for local use

Argyll Robertson pupil [Douglas *Argyll Robertson*, Scotch physician, 1837–1908] See *pupil*

argyn (ar'jin) A proprietary colloid compound of silver oxid and serum albumin containing 25 to 30 per cent. of silver used like argyrol, in 10 to 25 per cent solution

argyria (ar-jir'e-ah) [Gr. *ἄργυρος* silver] Discoloration of the skin or tissues, due to the free use of silver preparations.

argyriasis (ar-jir'as is) Argyria

argyric (ar-ji'rik). Pertaining to, or caused by, silver.

argyrin (ar'jir-in). An alkaloid from horse-chestnut useful in hemorrhoids

argyrol (ar'jir-ol). A vitellin silver preparation, *i. e.*, mild silver protein, in the form of brown scales, soluble in water used in gonorrhea, conjunctivitis, laryngitis, etc., in a 0 5–2 5 per cent solution.

argyrosis (ar-jir-o'sis) [Gr. *ἄργυρος* silver]. Argyria or other abnormal or diseased condition due to the use of a silver preparation

arheol (ah-re'ol) A proprietary name for santalol.

arhinencephalia (ah"rin-en-sef-a'le-ah) [Gr. *α* neg. + *rhinencephalon*] Congenital absence of the rhinencephalon, cyclopia.

arhinia (ah-rin'e-ah) [Gr. *α* priv. + *ῥίς* nose]. Congenital absence of the nose.

arhovin (ar-ho'vin). A combination of diphenylamin and thymolbenzoic acid ester· used in gonorrhea.

arhythmia (ah-rith'me-ah) [Gr. *a* priv. + *ῥυθμός* rhythm] Any variation from the normal rhythm of the heart-beat The various forms of arhythmia are sinus arhythmia, extrasystole, heart-block, auricular fibrillation, auricular flutter, pulsus alternans, and paroxysmal tachycardia. **continuous a.**, irregularity in the force, equality, and sequence of the pulse-beat, continuing as a permanent phenomenon called also *perpetual a.* **inotropic a.**, disturbance of the cardiac rhythm due to disturbances of the contractility of the heart muscle. **nodal a.** See *nodal rhythm*, under *rhythm* **perpetual a.**, arhythmia occurring as a permanent condition **respiratory a.**, an exaggeration of the normal respiratory increase and expiratory decrease in the frequency of the heart's action. Called also *juvenile a* and *sinus irregularity*. **sinus a.**, irregularity of the heart-beat dependent on interference with the impulses originating at the sinoauricular node.

arhythmic (ah-rith'mik) [Gr *a* priv. + *ῥυθμός* rhythm] Characterized by absence of rhythm.

aricin (ar'is-in) [*Arica*, a town of Chili] An alkaloid, $C_{23}H_{26}N_2O_4$, from a variety of cinchona bark, with properties analogous to quinin.

aril (ar'il) [L. *aril'lus* dried grape]. An accessory covering or appendage of seeds

arillode (ar'il ōd) An appendage of certain seeds attached to the micropyle or raphe.

aristin (ar is'tin). A crystalline principle from various species of *Aristolochia*.

aristochin (ar-is'to-kin). A white, tasteless powder, diquinin carbonic ester, containing 96 per cent of quinin.

aristogenics (ar is-to-jen'iks) [Gr *ἄριστος* best + *-γεν* to produce] Same as *eugenics*.

aristol (ar is'tol) [Gr *ἄριστος* best]. Dithymoldiiodid, $(CH_3)_2CH\ C_6H_2I(OH)\ CH_3$, a brownish-red powder used as a deodorant antiseptic dressing like iodoform It is used either in the form of the powder or in a 5–10 per cent. ointment made with lanolin or vaselin Called also *annidalin* and *iodothymol*

Aristolochia (ar"is-to-lo'ke-ah) [L.; Gr. *ἄριστος* best + λόχια lochia] A genus of shrubs and herbs of many species often actively medicinal. See *serpentaria* and *guaco*. **A. reticula'ta** is Texas snakeroot. **A. serpenta'ria** is Virginia snakeroot.

aristolochin (ar"is-to lo'kin) A poisonous principle, $C_{21}H_{22}N_2O_{11}$, obtainable from *Aristolo'chia serpenta'ria* and other plants of the same genus

aristoquin (ar-is'to-kwin). Same as *aristochin*.

arithmomania (ah"rith-mo-ma'ne-ah) [Gr *ἀριθμός* number + *μανία* madness] The insane habit of counting, with worriment about numbers

arkyochrome (ar'ke-o-krōm) [Gr. *ἄρκυς* net + *χρῶμα* color] Any nerve-cell in which the chromatic substance arranges itself in the form of a network. Cf *gyrochrome*, *peripchrome*, and *stichochrome*

arkyostichochrome (ar"ke-o-stik'o-krōm) [Gr. *ἄρκυς* net + *στίχος* row + *χρῶμα* color]. Any nerve cell which is both an arkyochrome and a stichochrome.

arlco-urease (arl'ko-u're-ās). A preparation of the enzyme of soy bean. As it decomposes urea it is employed in the quantitative estimation of urea in the secretions of the body.

Arlt's operation, sinus, trachoma (arlt) [Ferdinand Ritter von *Arlt*, oculist in Vienna, 1812–1887] See under *operation*, *sinus*, and *trachoma*.

arm (arm) [L. *ar'mus*]. The upper extremity from the shoulder to the hand; also, the part between the shoulder and the elbow as distinguished from the forearm **bird a.**, reduction in size of the forearm from atrophy of the muscles. **glass a.**, a neurosis seen in baseball pitchers, marked by spasm of the pronator teres muscles. **golf-a.**, a form of neurosis seen in golf-players after excessive exercise.

armamentarium (ar"mah-men-ta're-um) [L.] The outfit of a practitioner or institution, including books, instruments, medicines, and surgical appliances

armarium (ar-ma're-um) [L.] Same as *armamentarium*

armature (ar'mat-ūr) [L *armatu'ra* a defensive apparatus] The iron bar or keeper across the open end of a horse-shoe magnet

Armenian bole (ar-me'ne-an) A pale, reddish clay used in tooth-powders and sometimes for aphthæ.

armilla (ar-mil'ah), pl *armil'læ* [L "bracelet"]. The annular enlargement of the wrist.

armoracia (ar-mo-ra'she-ah) [L.]. Horse-radish. See *Cochlearia*

Arnal'dus Villanova'nus. A celebrated physician, born about 1235, who wrote extensively on medicine, alchemy, and religion.

Arndt-Schultz law. See under *law*.

Arneth's formula (ar-nāts') [Joseph *Arneth*, German physician, born 1873] See under *formula*.

Arnica (ar'nik ah) [L.] A genus of composite-flowered plants The flower-heads (*ar'nicæ flo'res*) or root (*ar'nicæ ra'dix*) of *A. mon'tana*, or leopard's bane, are used as a cardiac stimulant, but in large doses are a poisonous depressant. It is largely employed in homeopathic practice. Dose of tincture, 5–30 min (0.333–2 c.c.); of the extract of the root, 1–3 gr (0.060–0.2 gm.); of the fluidextract of the root, 5–30 min (0.333–2 c.c.), of the tincture of the root, 5–30 min (0.333–2 c.c.). The preparations of arnica are extensively employed for sprains, bruises, and painful swellings.

arnicin (ar'nis-in) 1. A bitter, acrid glucosid, $C_{30}H_{50}O_{11}$, from arnica. 2 A resinous basic principle, $C_{35}H_{54}O_7$, from arnica flowers

Arnold's bodies [Julius *Arnold*, German pathologist, 1835–1915] See under *body*.

Arnold's canal, ganglion, etc [Friedrich *Arnold*, German anatomist, 1803–1890]. See *canal, ganglion*, etc.

Arnold's test [V. *Arnold*, Austrian physician of 19th century]. See under *tests*.

Arnott's bed (ar'nots) [Neil *Arnott*, Scotch physician, 1788–1874]. See under *bed*.

arnotta, arnotto (ar-not'ah, -o) See *annotto*.

Arnou's sign (ar noo-z') See under *sign*.

aroma (ah-ro'mah) [Gr *ἄρωμα* spice] The fragrance or odor, especially that of a spice or medicine or of articles of food or drink.

aromatic (ar o-mat'ik) [L *aromat'icus;* Gr. *ἀρωματικός*] 1 Having a spicy odor 2. A medicinal substance with a spicy fragrance and stimulant qualities **a. compounds, a. series.** See *closed chain*, under *chain*.

aromatin (ar-o'mat-in) 1. A commercial preparation used as a substitute for hops said to be from gentian root 2 A commercial preparation said to be a precipitated phosphate of iron

aromin (ar-o'min). A fragrant alkaloid from urine containing benzene derivatives.

Aronson's serum (ar'on-sunz) [Hans *Aronson*, German bacteriologist, 1865–1919]. See under *serum*

arphoaline (ar-fo'al-īn). An albumin preparation, each gram of which contains 0.006 gm. of arsenic with phosphorus used in cancer. Dose, 5–15 gr. (0.25–1 gm.)

arrachment (ar ash-mahw'). Extraction of a membranous cataract by pulling out the capsule through a corneal incision.

arrack (ar'ak) See *arack*.

arrectores pilorum (ar-ek-to'rēz pi-lo'rum) [L. "the raisers of the hair"]. The minute involun-

tary muscles of the skin whose contraction produces the appearance called cutis anserina, or goose-flesh.

arrested (ar-es'ted). Detained; stopped. The head of the child is said to be arrested when it is *detained*, but not *impacted*, in the pelvic cavity.

arrhenal (ar-e'nal). Disodium methylarsenate, $CH_3OAs(ONa)_2$, a crystalline compound used as a tonic in malarial cachexia, tuberculosis, cancer, etc. Called also *stenosin* and *neoarsycodyl*. Dose, ½–1½ gr. (0.033–0.097 gm.).

arrhenokaryon (ar-e-no-kar'e-on). An organism which is produced by androgenesis.

arrhinencephalia (ah"rin-en-sef-a'le-ah). See *arhinencephalia*.

arrhinia (ah-rin'e-ah). See *arhinia*.

arrhythmia (ah-rith'me-ah). Same as *arhythmia*.

arrhythmic. See *arhythmic*.

arrosion (ar-o'zhun) [L. *ab* away + *ro'dere* to gnaw]. Wasting away of a vessel-wall under pressure.

arrow, caustic (ar'o). An arrow-shaped bit of nitrate of silver or other caustic substance: used mainly for insertion into malignant tumors.

arrowroot. A nutrient starch derived from the rhizome of *Maran'ta arundina'cea* and other plants. It is used as a non-irritating food in fevers and conditions of gastric irritability.

arrow-wood. Euonymus.

Arroyo's sign (ar-ro'yōz) [Carlos F. *Arroyo*, American physician, born 1892]. Asthenocoria.

arsabenzol (ar-sab en'zol) Salvarsan.

arsacetin (ars-as'e-tin). Sodium para-acetyl-aminophenyl-arsinate, or acetyl-atoxyl, $CH_3CO.NH.C_6H_4AsO(OH).ONa$, a white, crystalline powder, an organic arsenic compound, used in syphilis and protozoan diseases (Ehrlich) Dose, subcutaneously, 1½–9 gr (0.1–0.6 gm), internally, 1 gr. (0.065 gm) three times a day.

arsamin (ar'sam-in). Same as *atoxyl*.

arsaminol (ar-sam'in-ol). A Japanese make of arsphenamin

arsan (ar'san). A compound of arsenic and glidin, used in skin and protozoan diseases.

arsanilate (ar-san'il-āt). A salt of arsenilic acid.

arsanthran (ar-san'thran) Sodium acetyl-anthranilarsenate.

arsenate (ar'sen-āt). Any salt of arsenic acid.

arsenauro (ar-sen-aw'ro) An antiluetic solution of the bromids of gold and arsenic.

arsenfast (ar-sen-fast'). Resistant to the action of arsenic

arsenferratose (ar-sen-fer'at-ōs). A solution of ferratin in syrup alterative and tonic.

arsenglidin (ar-sen-gli'din). Same as *arsan*.

arsenhemol (ar-sen-hem'ol). A compound of arsenic with hemol It is a brown powder: used as an alterative and hematinic in nervous and skin diseases. Dose, 1½ gr. (0.1 gm.). in pills three times a day.

arseniasis (ar-sen-i'as-is). Chronic arsenical poisoning.

arsenic (ar-sen'ik). Pertaining to or containing arsenic in its pentad valency.

arsenic (ar'sen-ik) [L. *arsen'icum, arse'nium,* or *arse'num;* from Gr ἄρσην strong]. 1 A medicinal and poisonous element; it is a brittle, lustrous, grayish solid, with a garlicky odor. Symbol, As; atomic weight, 7 1 9, specific gravity, 5 8 The salts of arsenic are used medicinally as tonics and alteratives in chronic malaria, anemia, asthma, scrofula, and in chronic eczemz, etc. Its organic compounds are used in the treatment of syphilis and allied conditions. 2. A popular name for arsenic trioxid (q. v.). **a. bromid,** a crystalline compound, $AsBr_3$: used in diabetes. Dose, ⅓₀–⅛ gr. (0.0022–0.008 gm.). **a. chlorid,** a very poisonous liquid, $AsCl_3$. **a. disulphid,** realgar, As_2S_2: employed as a pigment, and sometimes as a medicine. **a. iodid,** a red, crystalline compound, AsI_3: used in coryza and skin diseases. Dose, ⅛₅ gr (0 002 gm). **a. trichlorid,** $AsCl_3$, one of the constituents of the lethal war gas vincennite. **a. trioxid,** white arsenic or arsenous acid, a white or glassy compound, As_2O_3, with a sweetish taste used locally as a depilatory and caustic. It has been used in 0 1 per cent. solution in trypanosome diseases Dose, ⅙₀–⅙₀ gr. (0.0022–0 004 gm) *Li'quor ac'idi arseno'si* is a 1 per cent. solution, and is given in doses of 3–5 min. (0 2–0.3 c.c.). **a. trisulphid,** orpiment, As_2S_3 employed as a pigment and sometimes as a medicine. **white a.,** arsenic trioxid.

arsenical (ar-sen'ik-al) [L. *arsenica'lis*]. Pertaining to or containing arsenic.

arsenicalism, arsenism (ar-sen'ik-al-izm, ar'sen-izm) Chronic arsenical poisoning.

arsenic-fast (ar'sen-ik-fast) See *arsenfast*.

arsenicophagy (ar"sen-ik-of'aj-e) [*arsenic* + Gr. φαγεῖν to eat]. The habit of eating arsenic.

arsenicum (ar-sen'ik-um) [L.]. See *arsenic*.

arsenid, arsenide (ar'sen-id). Any compound of arsenic with another element.

arsenionization (ar-sen-e-o-niz-a'shun). The electric administration of the ions of arsenic as a protozoacid.

arsenious, arsenous (ar-sen'e-us, ar'sen-us). Containing arsenic in its lower or triad valency. **a. acid.** See under *acid*

arsenite (ar'sen-īt). Any salt of arsenous acid.

arsenium (ar-se'ne-um) [L.]. The element arsenic.

arsenization (ar-sen-iz-a'shun) Treatment with arsenic.

arsenobenzene (ar"sen-o-ben'zēn) A general term for the various arsenic compounds used in the treatment of spirochetal diseases

arsenobenzol (ar"sen-o-ben'zol). See *arsphenamin*.

arsenobillion (ar-sen-o-bi'yon). The name given to a British-made arsphenamin.

arsenoblast (ar-sen'o-blast) [Gr ἄρσην male + βλαστός germ] The male element of a sexual cell: a masculonucleus.

arsenoceptor (ar-sen'o-sep-tor). A supposed chemic affinity in cells for arsenical preparations

arsenocerebrin (ar"sen-o-ser'e-brin) A proprietary preparation of cerebrin and sodium cacodylate for hypodermic use.

arsenoferratin (ar"sen-o-fer'at-in) An arsenic iron albumin compound. Dose, 7½ gr (0 5 gm).

arsenogen (ar-sen'o-jen) A combination of iron (16 per cent), phosphorus (2 per cent), and arsenic (14 per cent.) with paranucleic acid.

arsenohemol (ar"sen-o-he'mol). Same as *arsenhemol*.

arsenohygrol (ar-sen-o-hi'grol). A silver arsenic compound used for syphilis.

arsenophagy (ar-sen-of'aj-e) [L. *arse'nium* arsenic + Gr. φαγεῖν to eat]. The habit of eating arsenic.

arsenophenol (ar"sen-o-fe'nol). An organic arsenical preparation, $(OHC_6H_4As)_2$, which has been employed as a spirillicide.

arsenophenylglycin (ar-sen-o-fen-il-gli'sin). A compound, $[AsC_6H_4NH.CH_2.COOH]_2$, obtained by reducing the condensation product of atoxyl and chloracetic acid: used in trypanosomiasis.

arsenostyracol (ar"sen-o-sti'rak-ol). A preparation of arsenic and guaiacol cinnamic ester: used in tuberculosis

arsenotherapy (ar"sen-o-ther'ap-e) [*arsenic* + Gr. θεραπεία treatment]. Treatment of disease by the use of arsenic and arsenical preparations.

arsenotriferrin (ar"sen-o-tri-fer'in). Arsentriferrin.

arsenous (ar'se-nus). Containing arsenic in its lower valency. **a. acid.** See under *acid.*

arsenoxid (ar-sen-oks'id). A poisonous compound, m-amino-p-hydroxyphenylarsenous oxid, formed in the tissues of the body by the reduction of salvarsan after mixed mercurial and salvarsan treatment.

arsenphenolamin (ar"sen-fe-nol-am'in). Same as *salvarsan.*

arsentriferrin (ar-sen-tri-fer'in). A proprietary iron arsenoparanucleate containing iron, arsenic, and phosphorus. Used in anemia, neurasthenia, hysteria, and skin diseases. Dose, 5 gr. (0.33 gm.) three times a day after meals.

arsenum (ar-se'num). Latin for *arsenic.*

arsenyl (ar'sen-il). Same as *arrhenal.*

arsin (ar'sin) Any member of a peculiar group of volatile arsenical bases, formed when arsenous acid is brought in contact with albuminous substances. The typical arsin is AsH_3, a very poisonous gas, and was used in warfare. It causes hemolysis, jaundice, gastro-enteritis, and nephritis.

arsinic acid (ar-sin'ik). See under *acid*

arsoferrin (ar-so-fer'in). A proprietary tablet preparation of organic iron with arsenic and glycerophosphoric acid.

arsonate (ar'so-nāt). A salt of arsonic acid.

arsonic acid (ar-son'ik) See under *acid*

arsonium (ar-so'ne-um). The univalent radical, AsH_4, which acts in composition like ammonium.

arsonodiacetyl (ar"son-o-di-as'et-il). A pentavalent arsenical compound, diasetyl-3, 5-diamino-4 hydroxyphenylarsonic acid, suggested for use in syphilis and trypanosomiasis.

arsono-ethanol (ar"so-no-eth'an-ol). A pentavalent arsenical compound, β-(p-arsonophenyl) amino-ethanol, suggested for use in syphilis and trypanosomiasis.

arsonvalization (ar"son-val-iz-a'shun) [A. *d'Arsonval,* French physicist, born 1851] The use of electric currents which are interrupted with great rapidity

arsotropin (ar-sot'ro-pin). Tablets of arsenous iodid and belladonna extract, used in neuralgia and epilepsy

arsphenamin, arsphenamine (ars-fen-am'in) Diaminodihydroxy-arsenobenzene dihydrochlorid, $[OH.C_6H_3(NH_2 HCl) As]_2$ used in the treatment of syphilis, yaws, pernicious malaria, pernicious anemia, and other protozoan infections It is a yellowish powder which rapidly oxydizes on exposure to air, and is, therefore, put up in vacuum tubes. As the acid solution is very painful, the substance is converted, immediately before injection, into an unstable sodium salt by the addition of sodium hydroxid solution. The administration is made either deeply into the muscles of the buttock or else subcutaneously. The average dose is 0 5 gm for each 60 kilos (132 pounds) of body weight. Called also *salvarsan* (Germany), *arsenobenzol* (France), *diarsenol* (Canada), *arsaminol* (Japan), 606, *Ehrlich-Hata preparation.* **silver a.,** arsphenamin in which silver has been substituted claimed to combine the therapeutic activities of silver and arsphenamin Dose, 1½–4½ gr. (0.1–0.3 gm) at intervals of twenty-four hours to four days Called also *argentum arsphenamina.* **sodium a.,** the sodium salt of arsphenamin, soluble in water without the addition of alkali.

arsphenamized (ars-fen'am-īzd). Treated with arsphenamin.

arsybismol (ar-se biz'mol). Basic acetyloxyaminophenyl-arsinate of bismuth.

arsycodyle (ar-sik'o-dīl). Sodium cacodylate; a white powder, $(CH_3)_2AsO_2Na$ used in skin diseases. Dose, ½–1 gr. (0.032–0.065 gm).

arsylene (ar'sil-ēn). Propenyl arsenic acid, containing 45 per cent. of arsenic, in the forms of the monosodium (for injection) and monocalcium (for ingestion) salts: used in the treatment of pernicious and other forms of anemia. Dose, 0.05–0 1 gm. a day.

arsylin (ar-si'lin). A yellowish powder, arsenated phosphorus albumin used as an alterative in skin diseases. Dose, 10–20 gr. (0 66– 1.33 gm.).

artarin (ar'tar-in). An alkaloid, $C_{21}H_{23}NO_4$, from the root of *Xanthoxylum senegalense.* It is a heart stimulant, resembling veratrin in its action.

artefact (ar'te-fakt) [L. *ar'te* by art + *fac'tum* made]. Any artificial product; any structure or change that is not natural, but is due to manipulation The term is used in histology and microscopy for a tissue that has been mechanically altered from its natural state.

Artemisia (ar-te-mis'e-ah) [L.; Gr. ἀρτεμισία, from Ἄρτεμις Diana] A genus of composite-flowered plants *A. abrot'anum,* or southernwood, is tonic, stimulant, vermifuge, and vulnerary. Dose of fluidextract, 10 20 min (0.066–1.333 c.c). **A. absin'thium.** See *absinth A. mariti'ma* yields santonica.

arterenol hydrochlorid (ar-te-re'nol). A proprietary preparation, being the hydrochlorid of aminohydroxyethyl pyrocatechin, $(OH)_2 C_6H_3 CH(OH).CH_2 NH_2 HCl$ It is used like the preparations of the suprarenal gland, and is said to be less toxic.

arteria (ar-te're-ah) [L., from Gr. ἀρτηρία artery]. An artery.

arteriagra (ar-te-re-ag'rah) [Gr. ἀρτηρία artery + ἄγρα seizure] Any gouty affection of an artery.

arterial (ar-te're-al). Pertaining to an artery or to the arteries.

arterialization (ar-te"re-al-iz-a'shun). The change of venous into arterial blood.

arteriarctia (ar"ter-e-ark'she-ah) [L. *arte'ria* artery + *arcta're* to contract] Contraction of an artery, narrowing of the caliber of an artery.

arteriasis (ar-te-ri'as-is). Degeneration of the walls of arteries.

arteriectasia, arteriectasis (ar"te re-ek-ta'se-ah, ar"te-re-ek'ta-sis) [Gr. ἀρτηρία artery + ἔκτασις dilatation] Dilatation of an artery.

arterin (ar'te-rin). The blood pigment of the red corpuscles in the arterial blood.

arteriocapillary (ar-te"re-o-kap'il-a-re). Pertaining to the arteries and the capillaries.

arteriococcygeal gland (ar-te"re-o-kok-sij'e-al). Luschka's gland See *gland.*

arteriofibrosis (ar-te"re-o-fi-bro'sis) [*artery* + *fibrosis*] The narrowing of the arteries and capillaries by an inflammatory internal fibrosis; arteriocapillary fibrosis See *fibrosis.*

arteriogenesis (ar-te"re-o-jen'es-is) [Gr. ἀρτηρία artery + γένεσις production] The formation of arteries.

arteriogram (ar-te're-o-gram) [*artery* + Gr. γράμμα inscription] A sphygmogram, a tracing of the arterial pulse.

arteriograph (ar-te're o-graf). 1. An instrument for recording the arterial pulse. 2 A tracing of the arterial pulse

arteriography (ar"te-re-og'ra-fe) [Gr. ἀρτηρία artery + γράφη writing]. 1 A description of the arteries. 2. The graphic recording of the arterial pulse

arteriolæ rectæ (ar-te-ri'o-le rek'te). The straight arterioles; branches of the arteries of the kidney going to the medullary pyramids.

arteriole (ar-te're-ōl) [L. *arteri'ola*]. Any minute arterial branch.

arteriolith (ar-te're-o-lith) [Gr. ἀρτηρία artery + λίθος stone]. A chalky concretion in an artery.

arteriology (ar-te-re-ol'o-je) [Gr. ἀρτηρία artery + λόγος discourse]. The sum of what is known

regarding the arteries, the science or study of the arteries.

arteriomalacia (ar-te"re-o-mal-a'she-ah) [Gr. *ἀρτηρία* artery + *μαλακία* softness]. Abnormal softness of the arterial coats.

arteriometer (ar"te-re-om'et-er) [Gr. *ἀρτηρία* artery + *μέτρον* measure] An apparatus for measuring changes in the caliber of a beating artery.

arteriomotor (ar-te-re-o-mo'tor). Pertaining to or causing dilatation and constriction of arteries.

arteriomyomatosis (ar-te"re-o-mi-o-mat-o'sis). A growth of irregular muscular fibers in the walls of an artery causing thickening of the walls.

arterionecrosis (ar-te"re-o ne-kro'sis). Necrosis of an artery or of arteries.

arteriopathy (ar"te-re-op'ath-e) [Gr. *ἀρτηρία* artery + *πάθος* disease]. Any arterial disease.

arteriophlebotomy (ar-te"re-o-fleb-ot'o-me) [Gr. *ἀρτηρία* artery + *phlebotomy*]. Bloodletting by scarification of the integument.

arterioplania (ar-te"re o-pla'ne-ah) [Gr. *ἀρτηρία* artery + *πλανάσθαι* to wander]. The condition in which an artery takes an unusual course.

arterioplasty (ar te're-o-plas-te) [Gr *ἀρτηρία* artery + *πλάσσειν* to form]. Matas' operation for aneurysm, by restoring the continuity of the parent artery by making a new channel out of the sac-walls

arteriopressor (ar-te"re-o-pres'or). Producing increased blood-pressure in the arteries.

arteriorrhaphy (ar-te re-or'af-e) [Gr. *ἀρτηρία* artery + *ῥαφή* suture] Suture of an artery.

arteriorrhexis (ar-te"re-o-rek'sis) [Gr. *ἀρτηρία* artery + *ῥῆξις* rupture]. Rupture of an artery.

arteriosclerosis (ar-te"re-o skle ro'sis) [Gr. *ἀρτηρία* artery + *σκληρός* hard] A condition of thickening of the coats of the arteries with inflammatory changes, degenerative or productive. **decrescent a.**, senile arteriosclerosis **diffuse a.**, general thickening of the walls of arteries and capillaries It is most commonly seen in association with chronic nephritis and essential hypertension, the essential lesion being a thickening of the intima of the smaller vessels •Called also *diffuse hyperplastic sclerosis* and *arteriocapillary fibrosis*. **infantile a.**, diffuse hyperplastic sclerosis of arteries in infants and children, due to chronic nephritis or congenital syphilis **Mönckeberg's a.** See *Mönckeberg's sclerosis*, under *sclerosis* **nodose a., nodular a.**, disease of the arteries marked by the formation of fibrous nodes or plaques in the lining membranes of the arteries **senile a.**, arteriosclerosis which is the natural concomitant of old age. It is most marked in the radials and other medium-sized arteries.

arteriosclerotic (ar-te"re-o-skle-rot'ik). Pertaining to or affected with arteriosclerosis.

arteriosity (ar"te-re-os'it-e). The condition or quality of being arterial.

arteriospasm (ar-te're-o-spazm). Spasm of an artery.

arteriostenosis (ar-te"re-o-sten-o'sis) [Gr. *ἀρτηρία* artery + *στενός* narrow]. The narrowing or diminution of the caliber of an artery.

arteriostosis (ar te"re-os-to'sis) [Gr. *ἀρτηρία* artery + *ὀστέον* bone]. Ossification of an artery.

arteriostrepsis (ar-te"re-o-strep'sis) [Gr. *ἀρτηρία* artery + *στρεπτός* twisted]. The twisting of an artery for the arrest of hemorrhage

arterio-sympathectomy (ar-te"re-o-sim-path-ek'to-me) See *periarterial sympathectomy*, under *sympathectomy*.

arteriotome (ar-te're-o-tōm). An instrument for performing arteriotomy

arteriotomy (ar"te-re-ot'o-me) [Gr. *ἀρτηρία* artery + *τομή* cut]. The surgical division or opening of an artery, chiefly for the abstraction of blood. Arteriotomy is usually performed upon the temporal artery.

arteriotony (ar-te-re-ot'o-ne) [Gr. *ἀρτηρία* artery + *τόνος* tension]. The intra arterial tension of the blood, blood-pressure.

arteriovenous (ar-te"re-o-ve'nus) Both arterial and venous; pertaining to or affecting an artery and a vein

arterioversion (ar-te"re o ver'shun) [L. *arte'ria* artery + *ver'sio* a turning]. Surgical eversion of the coats of a bleeding artery for the purpose of arresting hemorrhage.

arterioverter (ar-te"re-o-ver'ter). An instrument for performing arterioversion.

arteritis (ar te ri'tis) [Gr. *ἀρτηρία* artery + *-ιτις* inflammation]. Inflammation of an artery. Compare *endarteritis* and *periarteritis* **a. deformans,** chronic endarteritis with calcareous infiltration **a. hyperplas'tica,** arteritis with the formation of new connective tissue. **a. nodo'sa,** periarteritis nodosa **a. oblit'erans,** endarteritis resulting in the obliteration or closure of the lumen of the vessel.

artery (ar'ter e) [L. *arte'ria*, from Gr *ἀήρ* air + *τηρεῖν* to keep, because they were supposed by the ancients to contain air] Any one of the vessels through which the blood passes from the heart to the various parts of the body. The walls of an artery consist of three coats an outer coat (*tunica adventitia*), composed of connective tissue and elastic fibers, a middle coat (*tunica media*), made up of transverse elastic and muscular fibers, and an inner coat (*tunica intima*), made up of endothelial cells, surrounded by longitudinal elastic fibers and connective tissue. **end a.**, an artery which does not anastomose with another either directly or by its branches called also *terminal a.* **Neubauer's a.**, the inferior thyroid artery. **nutrient a.**, an artery which carries blood to the interior of a bone, passing through a nutrient foramen **sylvian a.**, the middle cerebral artery See *table of arteries*. **terminal a.**, an artery which does not divide into branches, but terminates directly in capillaries.

arthigon (ar'the-gon) A proprietary antigonorrheal vaccine containing a number of strains of gonococci and 10 per cent of protargol

arthragra (ar-thra'grah, ar'thrag-rah) [Gr *ἄρθρον* joint + *ἄγρα* seizure] A gouty seizure in a joint or in the joints.

arthral (ar'thral) [Gr. *ἄρθρον* joint]. Pertaining to a joint.

arthralgia (ar-thral'je ah) [Gr. *ἄρθρον* joint + *ἄλγος* pain] Neuralgia or pain in a joint. **a. saturni'na,** arthralgia of lead-poisoning

arthralgic (ar-thral'jik). Pertaining to arthralgia; affected with arthralgia

arthrectomy (ar-threk'to me) [Gr. *ἄρθρον* joint + *ἐκτομή* excision]. The excision of a joint.

arthrempyesis (ar"threm pi-e'sis) [Gr. *ἄρθρον* joint + *ἐμπύησις* suppuration]. Suppuration in a joint.

arthresthesia (ar-thres the'ze-ah) [Gr *ἄρθρον* joint + *αἴσθησις* sensation]. Joint sensibility, the perception of joint motions

arthrifuge (ar'thrif ūj) [*arthritis* + L *fuga're* to put to flight]. A cure for gout

arthrigonin (ar-thre-go'nin) [Gr. *ἄρθρον* joint + *gonococcus*]. A proprietary polyvalent gonococcus vaccine.

arthrisin (ar'thris-in). See *acetyl salicylamid*.

arthritic (ar-thrit'ik). 1 Pertaining to or affected with gout or arthritis. 2. A person affected with arthritis

arthriticin (ar-thrit'is-in). A disinfectant and antarthritic used in the treatment of gout. It is a compound of diethylenamin and the nitril of the ethyl kresol of amino-acetic acid, $C_2H_5O\,C_6H_4\,N.CH_2.NH_2\,CO[N(CH_2)_4NH]$

arthritide (ar'thrit-id). Any inflammatory joint disease; an arthritis.

A TABLE OF THE ARTERIES.

The arteries in this table are arranged alphabetically, the names of the larger trunks being printed in larger type (small capitals), the names of the branches in ordinary type.

ARTERY	ORIGIN.	DISTRIBUTION	BRANCHES
Aberrant.	An anomalous artery connecting the brachial with one of the arteries of the forearm.		
Acromial.	Acromiothoracic.	Part of the deltoid muscle	
Acromial.	Suprascapular.	Helps form the acromial rete.	
Acromiothoracic.	First portion of the axillary.	Arm, shoulder, upper front portion of chest.	Acromial, clavicular, humeral, pectoral.
Adipose.	Branches of the diaphragmatic, capsular, and renal.	Fat around the kidney.	
Afferent.	Interlobular of kidneys.	Glomeruli of the kidney.	
Alar thoracic.	Second portion of the axillary.	Lymphatics of the axilla.	
Alveolar.	Posterior dental.	The gums	
Anastomotic.	External plantar.	Outer side of the foot.	Anastomosing with the branches of dorsalis pedis.
Anastomotic.	Internal plantar.	Inner portion of the foot	Anastomosing with branch of dorsalis pedis.
Anastomotic.	Middle meningeal.	Great wing of sphenoid bone.	Anastomosing with deep temporal
Anastomotic.	Sciatic.	Outer rotator muscles of thigh	Helps to form the crucial anastomosis
Anastomotica magna.	Brachial.	Region of the elbow.	Anterior and posterior.
Anastomotica magna	Superficial femoral.	Region of the knee.	Superficial and deep.
Angular.	Terminal branch of facial.	Lacrimal sac and inferior portion of orbicularis palpebrarum	Anastomosing with the infraorbital.
Antral.	Posterior dental.	Antrum of Highmore.	
AORTA (abdominal).	Thoracic aorta.	The two common iliacs form its terminal branches.	Phrenic, celiac axis, superior mesenteric, suprarenal, lumbar, renal, spermatic, inferior mesenteric or ovarian, right and left common iliac, middle sacral.
AORTA (arch).	The left ventricle.	The thoracic aorta is its terminal branch.	Right and left coronary, innominate, left common carotid, left subclavian.
Aorta (primitive).	The aorta from its origin to the place from which the first branch arises		
AORTA (thoracic).	Arch of aorta.	The abdominal aorta is its terminal branch.	Pericardiac, bronchial, esophageal, posterior mediastinal, intercostal, subcostal, diaphragmatic.
Appendicular.	Ileocolic.	Mesentery of vermiform appendix.	
Articular, middle.	Popliteal.	Crucial ligaments and knee-joint.	
Articular, superior, external.	Popliteal.	Crureus and knee.	
Articular, superior, internal.	Popliteal.	Knee	
Ascending.	External circumflex.	Deep portions of gluteal muscles and hip-joint.	
Asternal.	Internal mammary.	Inner aspect of costal cartilages	
Auditory, internal.	Basilar.	Internal ear.	

A TABLE OF THE ARTERIES.—*Continued.*

ARTERY.	ORIGIN.	DISTRIBUTION.	BRANCHES.
Auricular.	Occipital.	Auricle.	
Auricular, anterior, inferior.	Temporal.	Auricle.	
Auricular, deep.	Internal maxillary.	Tympanic membrane and integument of external auditory meatus.	
Auricular, left.	Left coronary artery.	Left auricle, pulmonary artery, and beginning of aorta.	
AURICULAR, posterior.	Fifth branch of external carotid.	Middle ear, mastoid cells, auricle, parotid gland, digastric and other muscles.	Stylomastoid, auricular, mastoid, parotid, and muscular.
Auricular, right.	Right coronary artery.	Right auricle, auricular septum, aorta.	
AXILLARY.	Subclavian.	Upper extremity, including pectoral muscles, axilla, side of chest, and shoulder.	Superior thoracic, acromiothoracic, long thoracic, alar thoracic, subscapular, anterior and posterior circumflex. The brachial is its terminal branch.
Azygos.	External plantar.	Articulations of the tarsus.	
Azygos.	Internal plantar.	The joints on inner side of foot.	Anastomosing with the branches from the external plantar.
Azygos.	Popliteal.	Knee.	
Azygos.	Sciatic.	Back part of capsule of hip-joint.	
Azygos.	Superior profunda.	Back part of elbow-joint.	Anastomosing with anastomotica magna and interosseous recurrent.
Azygos.	Suprascapular.	The shoulder-joint.	
Azygos.	Temporal	Temporo-maxillary articulation.	
BASILAR.	Right and left vertebral.	Cerebrum and cerebellum.	Transverse, internal auditory, anterior cerebellar, superior cerebellar, right and left posterior cerebral.
Bicipital.	Anterior circumflex.	Long tendon of biceps and shoulder-joint.	
BRACHIAL.	Axillary.	Shoulder, arm, forearm, and hand.	Superior and inferior profunda, nutrient, anastomotica magna, muscular, radial and ulnar.
Brachiocephalic.	Same as *Innominate.*		
Bronchial, inferior.	Thoracic aorta.	Bronchi and lungs.	
Bronchial, superior.	Arch of aorta.	Bronchi	
Buccal.	Facial.	Cheek-muscles.	
Buccal.	Internal maxillary.	Buccinator muscle and oral mucous membrane.	
Buccal.	Posterior dental.	Buccinator muscle.	
Buccinator.	Same as *Buccal a.*		
Bulb, artery of the.	Internal pudic.	Erectile tissue of bulb and corpus spongiosum.	
Calcanean, external and internal.	Peroneal.	Os calcis and surrounding tissues.	
Calcanean, inferior.	External plantar	Inner surface of os calcis.	Anastomosing with internal calcanean.
Calcanean, middle.	Posterior tibial.	Os calcis.	
Callosal or calloso-marginal.	Anterior cerebral.	Callosal and marginal convolutions.	
Capsular.	Same as *Suprarenal.*		
Cardiac.	Gastric.	Cardiac end of the stomach.	
CAROTID, common.	Innominate (on right side), arch of aorta (on left side).	Gives origin to external and internal carotids.	External and internal carotid.

ARTERIES

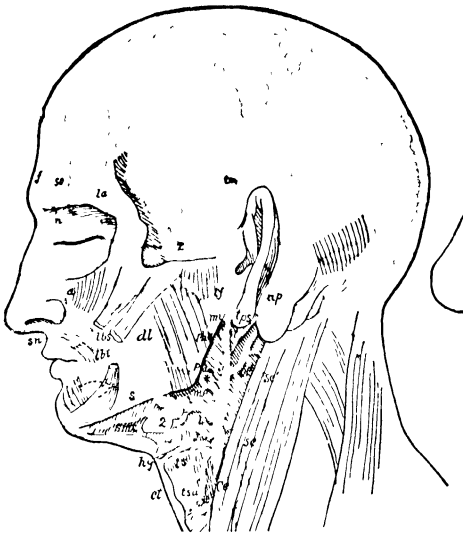

Facial and Temporal Arteries (after Henle)—*Ce*, external carotid, *tsu*, superior thyroid, *lx*, superior laryngeal, *ct*, cricothyroid, *hy*, hyoid branch of lingual, *dl*, dorsal of tongue, *t*, sublingual, *me*, facial, *smt*, submental, *a*, angular, *lbi*, inferior labial, *lbc*, coronary of upper lip, *sa*, artery of nasal septum, *sc*, *sc'*, sternomastoids, *ap*, posterior auricular, *st*, stylomastoids, *pda*, ascending pharyngeal, *mi*, internal maxillary, *tpc*, superficial temporal, *tf*, transverse facial, *tm*, middle temporal, *x*, external supra orbital, *f*, frontal, *so*, supra orbital, *la*, lacrimal, *n*, nasal, *, parotid branches of external carotid

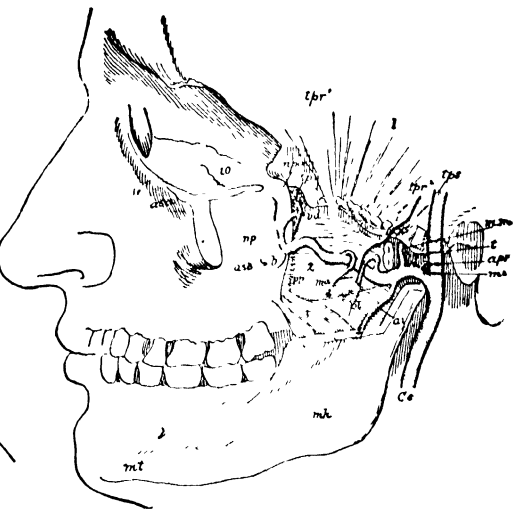

Internal Maxillary Artery (after Henle)—*mi*, internal maxillary, *ce*, external carotid, *tpc*, superficial temporal, *apr*, deep auricular, *t*, anterior tympanic, *mm*, middle meningeal, *ai*, inferior dental, *mm*, mylohyoid, *mt*, mental, *tpr*, deep anterior temporal, *pt*, pterygoid, *ma*, masseteric, *b*, buccinator, *asp*, posterior branch of superior alveolar, *to*, infra orbital, *asa*, anterior branch of superior alveolar, *vd* Vidian; *sp* sphenopalatine, *pp*, pterygopalatine, *tpo*, posterior nasal; *np* nasopalatine, *tpr2* deep posterior temporal

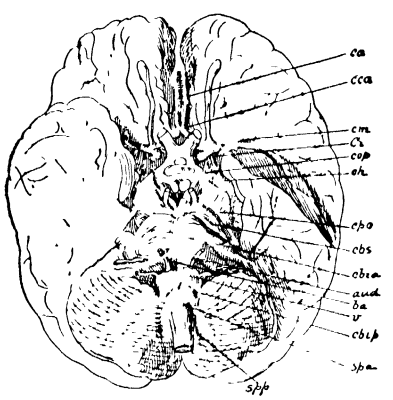

Arteries at Base of Brain (after Henle)—*ca* anterior cerebral, *cca*, anterior communicating, *cm*, middle cerebral, *Ci*, internal carotid, *cop*, posterior communicating, *ch*, anterior choroid, *cpo*, posterior cerebral, *cbs*, superior cerebral, *cbi*, anterior inferior cerebellar, *aud* internal auditory, *ba*, basilar, *v*, vertebral, *cbip*, posterior inferior cerebellar, *spa*, anterior spinal, *spp*, posterior spinal

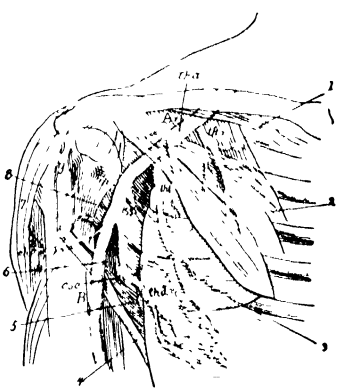

Axillary Artery and branches (after Henle)—*Ax*, axillary; *R*, brachial, *thx*, superior thoracic, *thl*, acromiothoracic, *thl* external mammary, *cha*, anterior circumflex, *chp*, posterior circumflex, *cs*, subscapular, *cic*, circumflex of scapula, 1, subclavius muscle, 2, pectoralis muscle, 3, serratus magnus, 4, latissimus dorsi, 5, teres major, 6 long head of triceps, 7, deltoid, 8 subscapular muscle, 9, bicipital groove

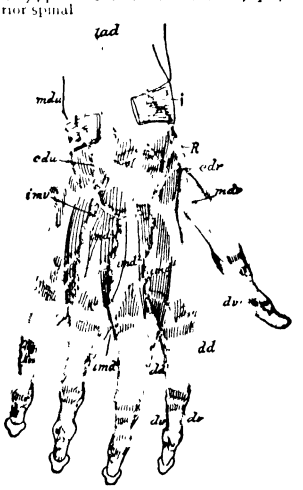

Dorsal Arteries of Hand (after Henle)—*cdr*, posterior radiocarpal, *cdu*, dorsal ulnocarpal, *mdr*, dorsal radiocarpal arteries, *mdu* posterior ulnocarpal, *imd1*, *imd2*, *imd3*, dorsal interossei; *mv*, posterior perforating, *dd*, dorsal digital.

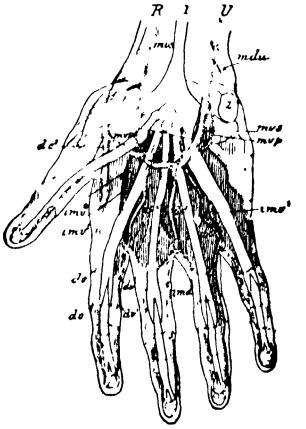

Palmar Arches (after Henle)—*R*, radial, *U*, ulnar, *mv*, superficial volar, *mvs*, arteria metacarpea volaris ulnaris sublimis, *mvp*, arteria metacarpea volaris radialis profunda, *mp*, arteria metacarpea volaris ulnaris profunda, *dc1*, *dc2*, *dc3*, palmar digitals, *imv1*, *imv2*, *imv3*, palmar interosseous, *imv*, posterior perforating, *dv*, collateral digital arteries

A TABLE OF THE ARTERIES.—*Continued.*

ARTERY.	ORIGIN.	DISTRIBUTION.	BRANCHES.
CAROTID, external.	Common carotid.	Front and back of the neck, face, side of the head, integuments, meninges, middle ear, thyroid gland, tongue, tonsils.	Ascending pharyngeal, superior thyroid, lingual, facial, occipital, posterior auricular, temporal, internal maxillary.
CAROTID, internal.	Common carotid.	Large portion of brain, the orbit, internal ear, nose, and forehead.	Tympanic, Vidian, arteria receptaculi, pituitary, Gasserian, meningeal, ophthalmic, posterior communicating, anterior choroid, anterior cerebral, middle cerebral.
Carpal.	Radial.	Lower end of radius and wrist.	Helps form the anterior carpal rete.
Carpal.	Ulnar.	Carpus.	Helps form the posterior carpal rete.
Caudate.	Middle cerebral.	Head of caudate nucleus.	
Caval.	Right phrenic.	Vena cava.	
Cecal, anterior.	Inferior mesenteric.	Anterior portion of the cecum.	
Cecal, posterior.	Posterior mesenteric.	Posterior portion of the cecum.	
CELIAC AXIS.	Abdominal aorta.	Esophagus, stomach, duodenum, spleen, pancreas, liver, and gall-bladder.	Gastric, hepatic, splenic.
Central (of retina), or of Zinn.	Ophthalmic.	Retina.	
Cerebellar, anterior.	Basilar.	Lower anterior surface of cerebellum.	
Cerebellar, inferior.	Vertebral.	Cerebellar cortex and vermiform process.	Inferior vermiform and hemispheral.
Cerebellar, superior.	Basilar.	Circumference of cerebellum and superior vermiform process.	Superior vermiform and hemispheral.
Cerebral, anterior.	Internal carotid.	Frontal lobe, corpus callosum, olfactory and optic tracts.	Anterior communicating, ganglionic, commissural, hemispheral.
Cerebral, middle.	Internal carotid.	Frontal, parietal, and temporosphenoidal lobes, basal ganglia, and island of Reil.	Ganglionic, hemispheral.
Cerebral, posterior or inferior.	Basilar.	Occipital and temporosphenoidal lobes.	Ganglionic, hemispheral.
Cervical.	Uterine.	Cervix uteri.	
Cervical, ascending.	Inferior thyroid.	Muscles of neck, vertebræ, and spinal canal	Muscular, spinal, and phrenic.
Cervical, deep.	Superior intercostal	Deep muscles of back of neck.	Muscular, anastomotic, vertebral.
Cervical, descending.	Deep cervical.	Tissues of the neck.	
Cervical, superficial.	Transverse cervical.	Muscles of back of neck and scapular region.	
Cervical, transverse (transversalis colli).	Thyroid axis.	Muscles of neck and scapular region.	Superficial cervical and posterior scapular.
Chiasmic.	Anterior cerebral.	First part of the optic nerve.	
Choroid, anterior.	Internal carotid.	Hippocampus major and corpus fimbriatum.	
Choroid, posterior.	Posterior cerebral.	Velum interpositum and choroid plexus.	
Ciliary.	Ophthalmic.	Eye.	
Circumflex, anterior.	Axillary.	Pectoralis major, biceps, and shoulder-joint.	Pectoral and bicipital.
Circumflex, external.	Profunda femoris.	Muscles of the thigh.	Ascending, transverse, and descending.
Circumflex iliac, deep.	External iliac.	Upper portion of thigh and abdominal muscles.	Muscular and cutaneous.

A TABLE OF THE ARTERIES.—*Continued.*

Artery.	Origin.	Distribution.	Branches.
Circumflex iliac, superficial.	Common femoral.	Iliacus and sartorius muscles, inguinal glands, and skin of thigh.	
Circumflex, internal.	Profunda femoris.	Muscles of the thigh.	
Circumflex, posterior.	Axillary.	Deltoid, triceps, teres minor, and shoulder-joint.	Acromial, articular, muscular, nutrient.
Clavicular.	Acromiothoracic.	Subclavius muscle.	
Coccygeal.	Sciatic.	Integument over the coccyx.	
Cochlear.	Internal auditory.	Cochlea.	
Colic, left.	Inferior mesenteric.	Descending colon.	
Colic, middle.	Superior mesenteric.	Transverse colon.	
Colic, right.	Superior mesenteric.	Ascending colon.	
Colic, transverse.	Colic, middle.	Transverse colon.	
Commissural.	Anterior cerebral.	Callosum.	
Communicating.	Dorsalis pedis.	Terminates in the plantar arch.	The princeps hallucis.
Communicating (or Perforating).	Deep palmar arch.	Inosculates with the dorsal interosseous arteries.	
Communicating, anterior.	Anterior cerebral.	Helps form the circle of Willis; supplies the caudate nucleus.	
Communicating, posterior.	Posterior carotid.	Helps form circle of Willis; supplies uncinate gyrus and optic thalamus.	Uncinate, middle thalamic.
Coronary, inferior.	Facial.	Lower lip.	
Coronary, left.	Left anterior sinus of Valsalva.	Heart.	Left auricular, anterior interventricular, left marginal, terminal.
Coronary, right.	Right anterior sinus of Valsalva.	Heart.	Right auricular, preventricular, right marginal, posterior interventricular, transverse.
Coronary of stomach.	See *Gastric* and *Pyloric.*		
Coronary, superior.	Facial.	Upper lip.	Artery of nasal septum.
Corpus cavernosum, of the.	Dorsal artery of penis.	Corpus cavernosum.	
Cremasteric.	Deep epigastric.	Cremaster muscle.	
Cremasteric.	Spermatic.	Cremaster muscle.	Anastomosing with the cremasteric of the deep epigastric.
Cricothyroid.	See *Laryngeal, inferior.*		
Crural.	See *Femoral.*		
Cystic.	Hepatic.	Gall-bladder.	
Deferential.	Superior vesical.	Vas deferens.	
Dental, anterior.	Infraorbital.	Incisor and canine teeth, and antrum.	
Dental, inferior.	See *Mandibular.*		
Dental, posterior (or alveolar).	Internal maxillary.	Maxillary antrum, teeth of upper jaw, gums, and cheek.	Antral, dental, alveolar buccal.
Dental, superior.	Posterior dental.	Molar and bicuspid teeth of upper jaw.	
Descending.	External circumflex.	Muscles of thigh.	
Descending, superficial.	External carotid.	Neck.	
Diaphragmatic.	Thoracic aorta.	Diaphragm.	
Digital.	External plantar.	Three outer toes and outer side of second toe.	
Digital, palmar.	Superficial palmar arch.	Ulnar side of index finger and both sides of other fingers.	
Diploic.	Supraorbital.	Diploë of frontal sinuses.	
Dorsal (of penis).	Pudic.	Penis.	

ARTERIES

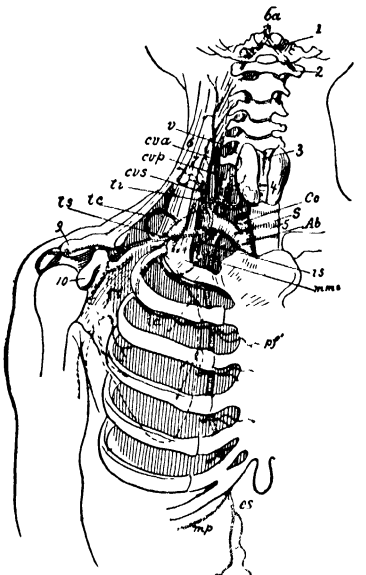

Subclavian Artery (after Henle).—*Ab*, innominate; *Cc*, common carotid, *S*, subclavian; *v*, vertebral, *ba*, basilar, *mm*, internal mammary, *es*, superior epigastric, *mp*, musculophrenic, *is*, superior intercostal, *cvp*, deep cervical, *ti*, inferior thyroid, *cva*, ascending cervical, *cvs*, superficial cervical, *ts* suprascapular, *tc*, posterior scapular

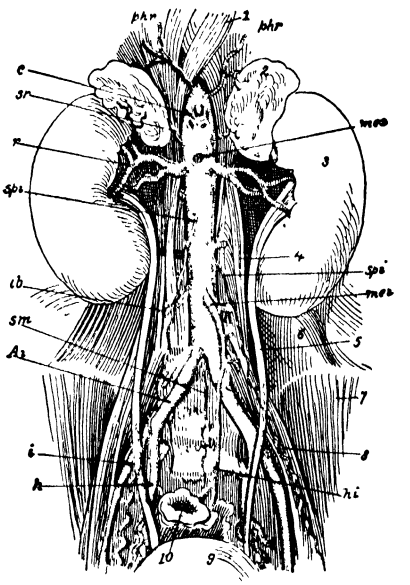

The Abdominal Aorta (after Henle).—*Ai*, common iliac, *i*, external iliac, *h*, internal iliac, *sm*, middle sacral, *phr*, inferior phrenic; *lb*, lumbar, *c*, celiac, *mes*, superior mesenteric; *mes*, inferior mesenteric, *sr*, capsular, *r*, renal; *spi*, internal sperm atic, *h.*, internal hemorrhoidal.

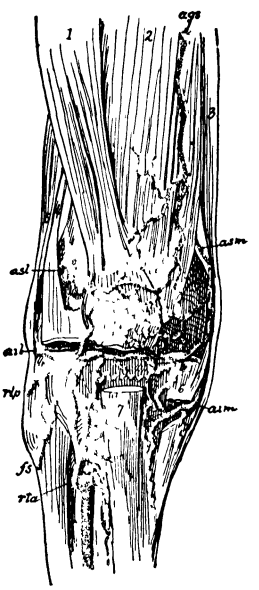

Arteries of Front of Knee (after Henle).—*asm*, superior internal articular, *aim*, inferior internal articular, *rta*, anterior tibial recurrent, *fi*, superior fibular, *rtp*, posterior tibial recurrent, *ail*, inferior external articular; *asl*, superior external articular

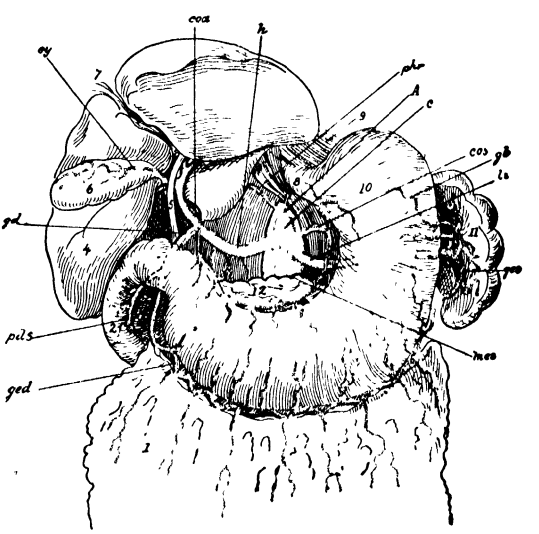

The Celiac Artery and Branches (after Henle).—*A*, aorta, *phr*, inferior phrenic, *c*, celiac; *cod*, pyloric, *cos*, coronary; *h*, hepatic, *cy*, cystic, *gd*, gastroduodenal; *pds*, superior pancreaticoduodenal, *ged*, right gastro-epiploic; *li*, splenic.

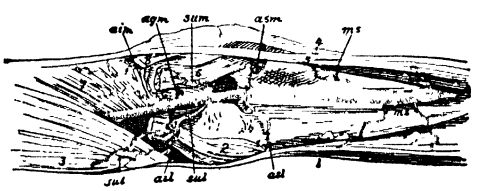

Popliteal Artery (after Henle).—*sul*, *sum*, sural arteries, *sul'*, superficial sural; *asm*, superior internal articular; *asl*, superior external articular, *aim*, inferior internal articular, *ail*, inferior external articular; *agm*, middle articular.

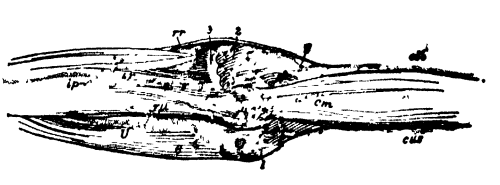

The Cubital Rete (after Henle).—*cti*, radial profunda; *cus*, superior profunda; *cm*, collateralis media, *rr*, radial recurrent; *ir*, recurrent interosseous; *ip*, posterior interosseous, *U*, ulnar, *ru*, ulnar recurrent, 1, internal epicondyle; 2, external epicondyle; 3, head of radius; 4, olecranon; 5, branchioradial muscle; 6, internal ulnar muscle

A TABLE OF THE ARTERIES.—*Continued.*

ARTERY.	ORIGIN.	DISTRIBUTION.	BRANCHES.
Dorsal (scapular).	Subscapular.	Muscles of scapula and shoulder.	Infrascapular.
Dorsalis hallucis.	Dorsalis pedis.	Great toe and inner side of second toe.	
Dorsalis indicis.	Radial.	Dorsal side of index finger.	
Dorsalis linguæ.	Lingual.	Dorsum of tongue, pillars of fauces, and tonsils.	
DORSALIS PEDIS.	Anterior tibial.	Tarsus, metatarsus, great and second toes, plantar arch.	Tarsal, metatarsal, dorsalis hallucis, communicating.
Dorsalis pollicis.	Radial.	Dorsal side of thumb.	
Duodenal, superior, right.	See *Pancreatico-duodenal, superior.*		
Dural.	See *Meningeal.*		
Emulgent.	See *Renal.*		
Epididymal.	Spermatic.	Epididymis.	
Epigastric, deep.	External iliac.	Abdominal muscles, cremaster, and peritoneum.	Cremasteric, pubic, muscular, cutaneous, terminal.
Epigastric, superficial	Common femoral.	Integument of abdomen and superficial fascia.	
Epigastric, superior.	Internal mammary.	Abdominal muscles, diaphragm, liver, and peritoneum.	Phrenic, xiphoid, cutaneous, muscular, hepatic, and peritoneal.
Epiploic.	Gastro-epiploic.	Omentum.	
Epiploic.	See *Omental.*		
Esophageal.	Gastric.	Esophagus.	
Esophageal.	Inferior thyroid.	Esophagus.	
Esophageal.	Left phrenic.	Esophagus.	
Esophageal.	Thoracic aorta.	Esophagus.	
Esophageal, inferior.	Coronary (of stomach).	Esophagus.	
Ethmoidal, anterior.	Ophthalmic.	Anterior ethmoid cells, dura mater, nose, frontal sinuses, skin of face.	Ethmoidal, meningeal, nasal, frontal, cutaneous.
Ethmoidal, posterior.	Ophthalmic.	Posterior ethmoidal cells, dura mater, nose.	Ethmoidal, meningeal, nasal.
Eustachian.	Pterygopalatine.	Eustachian tube.	
FACIAL.	External carotid.	Pharynx, lower jaw, lip, nose, orbit, lacrimal sac.	Inferior palatine, tonsillar, muscular, submental, masseteric, buccal, inferior labial, inferior and superior coronary, lateralis nasi, angular.
Facial, transverse.	Temporal.	Parotid gland, masseter muscle, skin of face.	
Fallopian.	Ovarian.	Ampulla and fimbriated extremity of Fallopian tube	
FEMORAL, COMMON.	External iliac.	Lower portion of abdominal wall, upper part of thigh, genitalia, knee, and leg.	Superficial epigastric, external circumflex iliac, superficial external pudic, deep external pudic, profunda femoris, muscular, anastomotica magna, popliteal.
Femoral, profunda or deep.	Common femoral.	Muscles of thigh and hip-joint.	External circumflex, internal circumflex, and three perforating.
Femoral, superficial.	Common femoral.	Muscles of thigh and knee-joint.	Muscular, saphenous, anastomotica magna.
Frenum linguæ, artery of the.	Sublingual.	Frenum of tongue.	
Funicular.	Superior vesical.	Round ligament.	
Gasserian.	Internal carotid.	Gasserian ganglion.	
Gasserian.	Middle meningeal.	Gasserian ganglion and Meckel's space.	
Gastric (or coronary).	Celiac axis.	Esophagus, lesser curvature of stomach.	Esophageal, cardiac, gastric.

A TABLE OF THE ARTERIES.—*Continued.*

Artery.	Origin.	Distribution.	Branches.
Gastroduodenal.	Hepatic.	Stomach, duodenum, and pancreas.	Pyloric, right gastro-epiploic, and superior pancreaticoduodenal.
Gastro-epiploic, left.	Splenic.	Stomach and omentum.	
Gastro-epiploic, right.	Gastroduodenal.	Stomach and omentum.	
Gastrohepatic.	See *Coronary, of the stomach.*		
Genital.	See *Pudic, internal.*		
Gingival.	See *Alveolar.*		
Glandular.	Facial.	Submaxillary gland.	
Glaserian (or tympanic).	Internal maxillary.	Tympanum and laxator tympani muscle.	
Gluteal.	Internal iliac, posterior branch.	Gluteal muscles, gluteal region, pelvic muscles.	Muscular, superficial and deep.
Gustatory (or lingual).	Inferior dental.	Lingual nerve.	
Helicine.		The arteries of erectile and cavernous tissue, as in the penis, uterus, etc.	
Hemispheral.	Inferior cerebellar.	Cerebellar cortex.	
Hemispheral.	Superior cerebellar.	Cerebellar cortex.	
Hemorrhoidal, inferior (or external).	Pudic.	Sphincter muscle, levator ani.	
Hemorrhoidal, middle (rectal, middle).	Internal iliac, anterior branch.	Middle portion of rectum.	
Hemorrhoidal, superior.	Inferior mesenteric.	Upper part of rectum.	
Hepatic.	Celiac axis.	Pylorus, part of stomach, pancreas, part of duodenum, liver.	Pyloric or subpyloric, pancreatic, gastroduodenal, right and left terminal.
Hepatic, left (or terminal).	Gastric.	Left lobe of liver.	
Hepatic, right (or terminal).	Hepatic.	Right lobe of liver.	Cystic.
Humeral.	See *Brachial.*		
Humeral, thoracic.	Acromiothoracic.	Pectoralis major, deltoid, and integuments.	Anastomosing with circumflex.
Hyaloid.	Central artery of retina.	Crystalline lens.	
Hyoid.	See *Infrahyoid* and *Suprahyoid.*		
Hypogastric (or umbilical).	Anterior branch of internal iliac.	Vesical branches: seen only in fetus.	
Ileocolic.	Superior mesenteric.	Cecum and adjacent bowel.	
Iliac, circumflex.	See *Circumflex iliac, deep.*		
Iliac, common.	Abdominal aorta.	Peritoneum, psoas, ureter, and external and internal iliac arteries.	Peritoneal, ureteric, external and internal iliac.
Iliac, external.	Common iliac.	Abdominal muscles, genitals, lower limb.	Epigastric, circumflex iliac, muscular, femoral.
Iliac, internal.	Common iliac.	Pelvic viscera, generative organs, inner side of thigh.	Anterior and posterior trunk.
Iliac, internal (anterior branch).	Internal iliac.	Bladder, pelvic and genital organs, hip-joint, thigh.	Superior, middle, and inferior vesical, middle hemorrhoidal, uterine, vaginal, obturator, internal pudic, sciatic.
Iliac, internal (posterior branch).	Internal iliac.	Muscles of abdomen, hip, sacrum, and gluteal region.	Iliolumbar, lateral sacral, and gluteal.
Iliolumbar.	Internal iliac, posterior branch.	Muscles and bones of pelvis.	Iliac and lumbar.
Incisive.	Mandibular.	Incisor teeth.	
Infrahyoid.	Superior thyroid.	Infrahyoid bursa and thyrohyoid muscle.	

ARTERIES

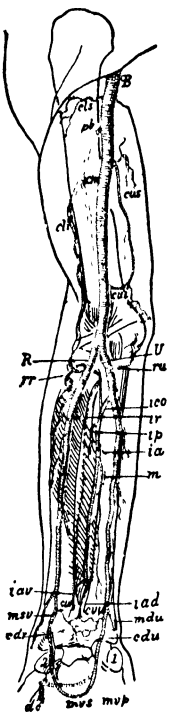

FIG. 1

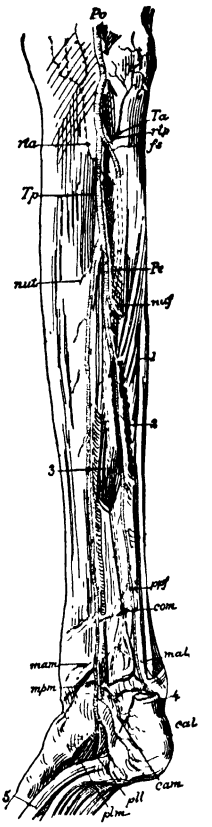

FIG. 2.

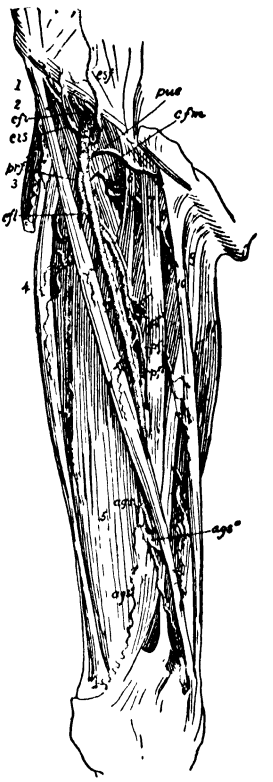

FIG. 3

FIG. 1.—*Brachial Artery and Branches* (after Henle).—*B*, brachial, *R*, radial, *U*, ulnar, *cls*, deltoid artery, *cli*, deep **radial**; *pb*, superior profunda, *cm*, arteria collateralis media, *cui*, anastomotic, *rr*, anterior radial recurrent, *ru*, anterior ulnar recurrent, *sco*, common interosseous, *ia*, anterior interosseous, *ip*, posterior interosseous, *ir*, posterior interosseous recurrent, *iar*, palmar **anterior** interosseous, *iad*, dorsal anterior interosseous, *m*, median, *cvr*, anterior radiocarpal, *cvu*, anterior ulnocarpal, *cdr*, posterior **radiocarpal**; *cdu*, posterior ulnocarpal, *mdu*, posterior ulnocarpal, *mvs*, superficial volar, *mvp*, ulnar part of deep palmar arch, *dc*, **first** palmar digital

FIG. 2.—*Posterior Tibial Artery* (after Henle).—*Po*, popliteal, *Ta*, anterior tibial, *Tp*, posterior tibial, *Pe*, peroneal, *rta*, **anterior** tibial recurrent, *rlp*, posterior tibial recurrent, *fs*, superior fibular, *nuf*, nutrient of fibula, *nut*, nutrient of tibia, *ppf*, **anterior** peroneal, *com*, transverse anastomotic, *mam*, anterior medial malleolar, *mal*, internal malleolar, *mpm*, posteromedian **malleolar**; *cam*, middle calcaneal, *plm*, internal plantar, *pll*, external plantar

FIG. 3.—*Femoral Artery* (after Henle).—*cfi*, common femoral, *esf*, superficial epigastric, *cic*, superficial circumflex iliac; *pue*, **external** pudic, *prf*, deep femoral, *cfl*, external circumflex of thigh, *cfm*, internal circumflex of thigh, *pf* 1, first perforating; *pf* 2, second perforating, *pf* 3, third perforating, *agrs*, anastomotica magna, *sf*, superficial femoral

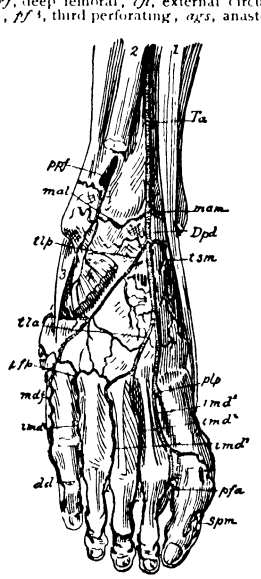

Dorsal Arteries of Foot (after Henle).—*Ta*, anterior tibial; *Dpd*, dorsal, *ppf*, anterior peroneal, *mam*, anteromedian **malleolar**, *mal*, internal malleolar, *tsm*, internal supratarsal, *tlp*, **external** tarsal *tla*, metatarsal; *plp*, deep plantar, *md*1, *md*2, *md*3, the dorsal interossei, *psp*, posterior perforating, *psa*, **anterior** perforating, *spm*, superficial median of the foot

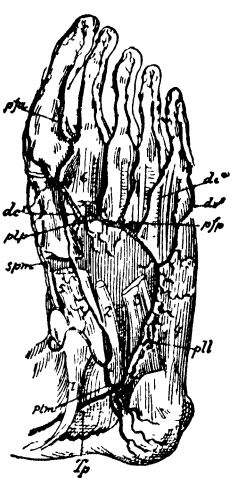

Plantar Arteries (after Henle).—*Tp*, posterior tibial, *plm*, internal plantar; *pll*, external plantar, *plp*, deep **plantar**, *spm*, superficial median of foot, *dc*1, *dc*2, *dc*3, *dc*4, palmar interosseous arteries, *dd*5, digital plantar of little toe, *psp*, **posterior perforating**, *psa*, anterior perforating.

A TABLE OF THE ARTERIES.—*Continued.*

ARTERY.	ORIGIN.	DISTRIBUTION.	BRANCHES.
Infraorbital.	Internal maxillary	Upper lip, lower eyelid, lacrimal sac, side of nose.	Orbital, anterior dental, nasal.
Infrascapular.	Dorsal scapular.	Subscapularis, scapula, and shoulder-joint.	
INNOMINATE.	Arch of the aorta.	Right side of head and neck, right side of trunk, and right arm.	Right carotid, right subclavian, occasionally thyroidea ima.
Intercostal, anterior.	Internal mammary.	Intercostal muscles, upper ribs, and pectoralis major.	
Intercostal, anterior.	Musculophrenic.	Lower intercostal spaces.	
INTERCOSTAL, superior.	Subclavian.	Neck and upper portion of thorax.	Deep cervical, first intercostal, aberrant.
Interlobular.	Renal.	Malpighian bodies and uniniferous tubules.	
Interosseous, anterior.	Common interosseous.	Muscles of the forearm.	
INTEROSSEOUS, common.	Ulnar	Deep structures of the forearm.	Anterior and posterior interosseous.
Interosseous, posterior.	Common interosseous.	Muscles and deep structures back of forearm.	Posterior interosseous recurrent.
Interpeduncular.	Posterior cerebral.	Posterior perforated space and lower portion of peduncles.	
Interventricular, anterior.	Left coronary.	Ventricles and interventricular septum.	
Interventricular, posterior.	Right coronary.	Ventricles and interventricular septum.	
Labial, inferior.	Facial.	Lower lip.	
Labial, superior.	See *Coronary, superior.*		
Lacrimal.	Middle meningeal.	Orbit.	
Lacrimal.	Nasal.	Lacrimal sac.	
Lacrimal.	Ophthalmic.	Lacrimal gland, eye muscles, cheek, and eyelids.	Recurrent lacrimal, muscular, palpebral, malar, ciliary.
Laryngeal, inferior	Inferior thyroid.	Larynx.	
Laryngeal, superior (or internal).	Superior thyroid.	Mucous membrane and intrinsic muscles of larynx.	
Lenticular.	Middle cerebral.	Lenticular nucleus.	
Lenticulo-optic.	Middle cerebral.	Posterior portion of internal capsule and anterior portion of optic thalamus.	
Lenticulostriate.	Middle cerebral.	Lenticular and caudate nuclei.	
Lenticulothalamic.	Posterior cerebral.	Posterior end of lenticular nucleus and thalamus.	
LINGUAL.	External carotid.	Tongue, sublingual gland, tonsil, epiglottis.	Hyoid, dorsalis linguæ, sublingual, ranine.
Lumbar (4 pairs).	Abdominal aorta.	Abdominal walls, vertebræ, lumbar muscles, and renal capsules	Muscular, vertebral, dorsal, renal.
Malar.	Lacrimal.	Temporal fossa.	
Mammary, external.	See *Thoracic, long.*		
Mammary, glandular.	Aortic intercostal.	Mammary gland.	
MAMMARY, internal.	Subclavian.	Thorax and thoracic structures.	Superior phrenic, mediastinal, pericardiac, sternal, anterior intercostal, perforating, musculophrenic, superior epigastric, internal mammary.
Mandibular.	Internal maxillary.	Teeth of the lower jaw.	Incisive and mental.
Mastoid.	Occipital.	Dura mater, lateral sinus, mastoid cells.	
Mastoid.	Posterior auricular.	Posterior belly of the occipitofrontalis muscle.	

A TABLE OF THE ARTERIES.—*Continued.*

ARTERY.	ORIGIN.	DISTRIBUTION.	BRANCHES.
Mastoid.	Stylomastoid.	Mastoid cells and antrum.	
Maxillary, internal.	External carotid.	Structures indicated by the names of branches.	Deep auricular, tympanic, middle meningeal, small meningeal, mandibular, deep temporal, pterygoid, masseteric, buccal, alveolar, infraorbital, posterior palatine, Vidian, pterygopalatine, sphenopalatine.
Meatal.	Stylomastoid.	External auditory meatus.	
Median.	Anterior interosseous.	Median nerve and superficial palmar arch	
Mediastinal, anterior.	Internal mammary.	Anterior mediastinum, thymus gland.	
Mediastinal, posterior.	Thoracic aorta.	Posterior mediastinum.	
Medullary.	Peroneal.	Fibula.	
Medullary.	Posterior tibial.	Tibia.	Ascending and descending.
Medullary.	Renal.	Malpighian pyramids.	
Meningeal.	Ascending pharyngeal.	Cerebral membranes.	
Meningeal.	Posterior ethmoidal.	Dura mater.	
Meningeal, anterior.	Internal carotid.	Dura mater.	
Meningeal, middle or great.	Internal maxillary.	Cranium and dura mater.	Anterior and posterior.
Meningeal, posterior.	Occipital.	Dura mater.	
Meningeal, posterior.	Vertebral.	Dura mater.	
Meningeal, small.	Internal maxillary.	Gasserian ganglion and dura mater.	
Mental.	Facial.	Chin and lower lip.	
Mental.	Mandibular.	Chin and lower lip.	Lingual and mylohyoidean.
MESENTERIC, inferior.	Abdominal aorta.	Lower half of colon and rectum.	Left colic, sigmoid, superior hemorrhoidal.
Mesenteric, middle.	An occasional branch of common iliac.	Transverse and descending colon.	
MESENTERIC, superior.	Abdominal aorta.	Small intestine and upper half of colon.	Inferior pancreaticoduodenal, middle and right colic, iliocolic, vasa intestina tenuis, unnamed.
Metacarpal.	Radial.	Sides of fingers on dorsal aspect.	
Metatarsal.	Dorsalis pedis.	Toes.	Third dorsal interosseous.
Musculophrenic.	Internal mammary.	Intercostal spaces, muscles of abdomen, diaphragm,	Phrenic, anterior intercostals, muscular.
Nasal.	Ophthalmic.	Lacrimal sac and dorsum of nose.	Lacrimal and transverse nasal.
Nasopalatine.	See *Sphenopalatine.*		
Neubauer's.	Same as *Thyroid, deep.*		
Obturator.	Anterior division, internal iliac.	Ilium, bladder, iliacus, muscles of hip.	Iliac, vesical, pubic, pelvic.
OCCIPITAL.	External carotid.	Muscles of neck and scalp.	Sternomastoid, auricular, meningeal, mastoid, princeps cervicis, communicating, muscular, cranial branches.
Omental (or epiploic).	Hepatic.	Omentum.	
Omphalomesenteric.	Primitive aorta.	Afterward becomes the umbilical.	
OPHTHALMIC.	Internal carotid.	Eye, adjacent structures, and adjacent parts of face.	Lacrimal, supraorbital, central artery of retina, muscular, ciliary, posterior and anterior ethmoidal, palpebral, frontal, nasal.

A TABLE OF THE ARTERIES.—*Continued.*

ARTERY.	ORIGIN.	DISTRIBUTION.	BRANCHES.
Orbital (three or four).	Anterior cerebral.	First frontal convolution and olfactory bulb.	
Orbital.	Infraorbital.	Fat of orbit, inferior rectus and inferior oblique muscles.	
Orbital.	Temporal.	Orbicularis palpebrarum and orbit.	
Ovarian.	Abdominal aorta.	Ovary, ureter, Fallopian tube, uterus.	Ureteral, Fallopian, uterine, ligamentous.
Palatine.	Ascending pharyngeal.	Soft palate.	
Palatine, ascending (or inferior).	Facial.	Upper part of pharynx, palate, and tonsils.	Palatine, tonsillar.
Palatine, descending.	Internal maxillary.	Soft and hard palates.	Anterior and posterior.
Palmar, digital.	See *Digital, palmar.*		
Palmar, interosseous.	See *Interosseous, palmar.*		
PALMAR ARCH, deep.	Radial.	Palm and fingers.	Perforating, palmar interosseous, recurrent carpal.
PALMAR ARCH, superficial.	Ulnar.	Palm and fingers.	Communicating, digital, muscular, cutaneous.
Palpebral.	Lacrimal.	Eyelids and conjunctivæ.	
Palpebral.	Supraorbital.	Upper eyelid.	
Palpebral, external.	Ophthalmic.	Eyelid.	
Palpebral, inferior.	Ophthalmic.	Conjunctiva, lacrimal sac, caruncle, and lower lid.	
Palpebral, superior.	Ophthalmic.	Upper eyelid.	
Pancreatic.	Hepatic.	Pancreas.	
Pancreatic.	Splenic.	Pancreas.	
Pancreaticoduodenal, inferior.	Superior mesenteric.	Pancreas and duodenum.	
Pancreaticoduodenal, superior.	Gastroduodenal.	Pancreas and duodenum.	
Parietal.	Middle cerebral.	Inferior and ascending parietal convolutions.	
Parotid.	Posterior auricular.	Parotid gland.	
Parotid.	Temporal.	Parotid gland.	
Pectoral.	Acromiothoracic.	Pectoral muscles and mammary gland.	
Pectoral.	Anterior circumflex.	Pectoralis major.	
Perforating (or posterior communicating).	Deep palmar arch.	Inosculate with dorsal interosseous.	
Perineal, superficial.	Pudic.	Perineum and integuments of scrotum.	Transverse perineal.
Perineal, transverse.	Perineal, superficial.	Perineum.	
Peroneal.	Posterior tibial.	Outside and back of ankle, deep muscles of calf.	Anterior peroneal, muscular, medullary, communicating, cutaneous, external calcaneum, posterior peroneal.
Peroneal, anterior.	Peroneal.	Peroneus tertius and inferior tibiofibular joint.	
Peroneal, posterior.	Peroneal.	External malleolus and heel.	
Pharyngeal.	Pterygopalatine.	Roof of the pharynx.	
Pharyngeal.	Sphenopalatine.	Roof and neighboring parts of pharynx.	
Pharyngeal.	Vidian.	Roof of the pharynx.	
PHARYNGEAL, ASCENDING.	External carotid.	Muscles and nerves of neck, pharynx, soft palate, tympanum, and membranes of brain	Prevertebral, pharyngeal, palatine, tympanic, meningeal.
Pharyngeal, descending.	Sphenopalatine.	Roof of mouth and pharynx.	

A TABLE OF THE ARTERIES.—*Continued.*

ARTERY.	ORIGIN.	DISTRIBUTION.	BRANCHES.
Spinal, lateral.	Vertebral.	Vertebræ and spinal canal.	
Spinal, posterior.	Vertebral.	Spine.	
SPLENIC.	Celiac axis.	Spleen, pancreas, greater curvature and left end of stomach, omentum.	Small and large pancreatic, left gastro-epiploic, vasa brevia, splenic branches.
Splenic.	Left phrenic.	Spleen.	
Sternal.	Internal mammary.	Sternum and triangularis sterni.	
Sternomastoid.	Occipital.	Sternomastoid muscle.	
Sternomastoid (or middle mastoid).	Superior thyroid.	Sternomastoid, and other muscles of neck.	
Sternomastoid, inferior.	Suprascapular.	Sternomastoid muscle.	
Stylomastoid.	Posterior auricular.	Middle ear, mastoid cells, tympanic cavity, etc.	Meatal, mastoid, stapedic, tympanic, vestibular, terminal.
SUBCLAVIAN.	Innominate (right side); arch of aorta (left side).	Neck, thorax, spinal cord, arms, brain, meninges.	Vertebral, thyroid axis, internal mammary, superior intercostal axillary.
Subclavian.	Suprascapular.	Subclavius muscle.	
Subcostal (or 12th dorsal).	Thoracic aorta.	Intercostal space.	
Sublingual.	Lingual.	Sublingual gland, side of tongue, floor of mouth, and muscles of lower jaw.	Artery of the frenum.
Submaxillary.	See *Glandular.*		
Submental.	Facial.	Tissues under the jaw.	Muscular, perforating, cutaneous, mental.
Subscapular.	Axillary.	Back of axilla, muscles of shoulder and scapula.	Dorsal and infrascapular.
Subscapular.	Posterior scapular.	Subscapular fossa.	
Subscapular.	Suprascapular	Subscapular fossa.	
SULCAL.	Anterior spinal in median sulcus of cord.	Gray matter of cord.	
Supra-acromial.	Suprascapular.	Acromial region.	
Suprahyoid (or hyoid).	Lingual.	Muscles above hyoid bone.	
Supraorbital.	Ophthalmic.	Forehead, upper muscles of orbit.	Periosteal, muscular, diploic, trochlear, palpebral.
Suprarenal, inferior.	Renal.	Suprarenal body.	
Suprarenal, middle.	Aorta.	Suprarenal bodies.	
Suprarenal, superior.	Phrenic.	Suprarenal bodies.	
Suprascapular (called also *transversalis humeri*).	Thyroid axis.	Muscles of neck and shoulder.	Inferior sternomastoid, subclavian, nutrient, supra sternal, acromial, articular, subscapular, supraspinous and infraspinous.
Supraspinous.	Posterior scapular.	Trapezius and supraspinous muscles.	
Supraspinous.	Suprascapular.	Supraspinatus muscle.	
Suprasternal.	Suprascapular.	Upper part of chest.	
Sural.	Popliteal.	Muscles of popliteal space and calf.	
Tarsal, external and internal.	Dorsalis pedis.	Muscles and joints of tarsus.	
TEMPORAL.	External carotid.	Forehead (temporal region, parotid gland, masseter muscle), auricle.	Transverse facial, anterior auricular, middle temporal, and anterior and posterior terminal.
Temporal.	Posterior cerebral.	Lower part of temporal lobe.	
Temporal, deep, anterior.	Internal maxillary.	Temporal muscle, malar bone.	
Temporal, deep, posterior.	Internal, maxillary.	Temporal fossa.	

A TABLE OF THE ARTERIES.—*Continued.*

ARTERY.	ORIGIN.	DISTRIBUTION.	BRANCHES.
Temporal, middle.	Temporal.	Temporal muscle.	
Temporal, posterior.	Superficial temporal.	Side of head and vertex.	
Thematic	Anterior communicating.	Corpus callosum and lamina cinerea.	
Testicular.	Spermatic.	Testicle.	
Thalamic, middle.	Posterior communicating.	Optic thalamus.	
Thoracic, acromial.	Axillary.	Muscles of chest, shoulder, and arm.	Acromial, humeral, pectoral, clavicular.
Thoracic, alar.	Axillary.	Axillary glands.	
Thoracic, external.	See *Mammary, external.*		
Thoracic, inferior.	See *Mammary, external.*		
Thoracic, internal.	See *Mammary, internal.*		
Thoracic, long.	Axillary.	Pectoral muscles, axilla, mammary and axillary glands.	
Thoracic, short.	Axillary.	Intercostal muscles, serratus magnus.	
Thymic.	Internal mammary.	Mediastinum and thymus.	
Thymic.	See *Mediastinal.*		
THYROID AXIS.	Subclavian.	Larynx, trachea, esophagus, muscles of shoulder, neck, thorax, spine.	Inferior thyroid, suprascapular, transverse cervical.
THYROID, inferior.	Thyroid axis.	Larynx, esophagus, thyroid gland, and muscles of neck.	Ascending cervical, esophageal, tracheal, inferior laryngeal, muscular.
Thyroid, middle.	See *Thyroidea ima.*		
THYROID, superior.	External carotid.	Muscles attached to hyoid bone, sternomastoid, larynx, and thyroid gland.	Hyoid, sternomastoid, superior laryngeal, cricothyroid.
Thyroidea ima.	Innominate.	Thyroid gland.	
Thyrolaryngeal.	Thyroid superior.	Larynx and thyroid gland.	
TIBIAL, anterior.	Popliteal.	Knee, leg, and ankle.	Tibial recurrent, muscular, internal and external malleolar, dorsalis pedis.
TIBIAL, posterior.	Popliteal.	Leg, foot, and heel.	Peroneal, muscular, nutrient, cutaneous, communicating, malleolar, calcanean, internal and external plantar.
Tibial, recurrent, anterior.	Anterior tibial.	Tibialis anticus muscle.	
Tibial, recurrent, posterior.	Anterior tibial.	Back part of the knee-joint.	Anastomosing with inferior articular arteries of the knee.
Tonsillar.	Ascending palatine.	Tonsil and Eustachian tube.	
Tonsillar.	Facial.	Tonsil and base of the tongue.	
Tracheal.	Inferior thyroid.	Trachea.	
TRANSVERSALIS COLLI.	Thyroid axis.	Neck and region of scapula.	Superficial cervical and posterior scapular.
Transversalis humeri.	See *Suprascapular.*		
Transverse.	External circumflex.	Upper muscles of thigh.	
Transverse.	Right coronary.	Heart.	
Transverse nasal.	Nasal (of ophthalmic).	Root of nose.	
Transverse perineal.	Superficial perineal.	Perineum.	
Tricipital.	Posterior circumflex.	Triceps muscle.	
Tympanic.	See *Glaserian.*		
Tympanic.	Ascending pharyngeal.	Tympanum.	

A TABLE OF THE ARTERIES.—*Continued.*

ARTERY.	ORIGIN.	DISTRIBUTION.	BRANCHES.
Spinal, lateral.	Vertebral.	Vertebræ and spinal canal.	
Spinal, posterior.	Vertebral.	Spine.	
SPLENIC.	Celiac axis.	Spleen, pancreas, greater curvature and left end of stomach, omentum.	Small and large pancreatic, left gastro-epiploic, vasa brevia, splenic branches.
Splenic.	Left phrenic.	Spleen.	
Sternal.	Internal mammary.	Sternum and triangularis sterni.	
Sternomastoid.	Occipital.	Sternomastoid muscle.	
Sternomastoid (or middle mastoid).	Superior thyroid.	Sternomastoid, and other muscles of neck.	
Sternomastoid, inferior.	Suprascapular.	Sternomastoid muscle.	
Stylomastoid.	Posterior auricular.	Middle ear, mastoid cells, tympanic cavity, etc.	Meatal, mastoid, stapedic, tympanic, vestibular, terminal.
SUBCLAVIAN.	Innominate (right side); arch of aorta (left side).	Neck, thorax, spinal cord, arms, brain, meninges.	Vertebral, thyroid axis, internal mammary, superior intercostal axillary.
Subclavian.	Suprascapular.	Subclavius muscle.	
Subcostal (or 12th dorsal).	Thoracic aorta.	Intercostal space.	
Sublingual.	Lingual.	Sublingual gland, side of tongue, floor of mouth, and muscles of lower jaw.	Artery of the frenum.
Submaxillary.	See *Glandular.*		
Submental.	Facial.	Tissues under the jaw.	Muscular, perforating, cutaneous, mental.
Subscapular.	Axillary.	Back of axilla, muscles of shoulder and scapula.	Dorsal and infrascapular.
Subscapular.	Posterior scapular.	Subscapular fossa.	
Subscapular.	Suprascapular	Subscapular fossa.	
SULCAL.	Anterior spinal in median sulcus of cord.	Gray matter of cord.	
Supra-acromial.	Suprascapular.	Acromial region.	
Suprahyoid (or hyoid).	Lingual.	Muscles above hyoid bone.	
Supraorbital.	Ophthalmic.	Forehead, upper muscles of orbit.	Periosteal, muscular, diploic, trochlear, palpebral.
Suprarenal, inferior.	Renal.	Suprarenal body.	
Suprarenal, middle.	Aorta.	Suprarenal bodies.	
Suprarenal, superior.	Phrenic.	Suprarenal bodies.	
Suprascapular (called also *transversalis humeri*).	Thyroid axis.	Muscles of neck and shoulder.	Inferior sternomastoid, subclavian, nutrient, supra sternal, acromial, articular, subscapular, supraspinous and infraspinous.
Supraspinous.	Posterior scapular.	Trapezius and supraspinous muscles.	
Supraspinous.	Suprascapular.	Supraspinatus muscle.	
Suprasternal.	Suprascapular.	Upper part of chest.	
Sural.	Popliteal.	Muscles of popliteal space and calf.	
Tarsal, external and internal.	Dorsalis pedis.	Muscles and joints of tarsus.	
TEMPORAL.	External carotid.	Forehead (temporal region, parotid gland, masseter muscle), auricle.	Transverse facial, anterior auricular, middle temporal, and anterior and posterior terminal.
Temporal.	Posterior cerebral.	Lower part of temporal lobe.	
Temporal, deep, anterior.	Internal maxillary.	Temporal muscle, malar bone.	
Temporal, deep, posterior.	Internal, maxillary.	Temporal fossa.	

A TABLE OF THE ARTERIES.—*Continued.*

ARTERY.	ORIGIN.	DISTRIBUTION.	BRANCHES.
Temporal, middle.	Temporal.	Temporal muscle.	
Temporal, posterior.	Superficial temporal.	Side of head and vertex.	
Thalamic	Anterior communicating.	Corpus callosum and lamina cinerea.	
Testicular.	Spermatic.	Testicle.	
Thalamic, middle.	Posterior communicating.	Optic thalamus.	
Thoracic, acromial.	Axillary.	Muscles of chest, shoulder, and arm.	Acromial, humeral, pectoral, clavicular.
Thoracic, alar.	Axillary.	Axillary glands.	
Thoracic, external.	See *Mammary, external.*		
Thoracic, inferior.	See *Mammary, external.*		
Thoracic, internal.	See *Mammary, internal.*		
Thoracic, long.	Axillary.	Pectoral muscles, axilla, mammary and axillary glands.	
Thoracic, short.	Axillary.	Intercostal muscles, serratus magnus.	
Thymic.	Internal mammary.	Mediastinum and thymus.	
Thymic.	See *Mediastinal.*		
THYROID AXIS.	Subclavian.	Larynx, trachea, esophagus, muscles of shoulder, neck, thorax, spine.	Inferior thyroid, suprascapular, transverse cervical.
THYROID, inferior.	Thyroid axis.	Larynx, esophagus, thyroid gland, and muscles of neck.	Ascending cervical, esophageal, tracheal, inferior laryngeal, muscular.
Thyroid, middle.	See *Thyroidea ima.*		
THYROID, superior.	External carotid.	Muscles attached to hyoid bone, sternomastoid, larynx, and thyroid gland.	Hyoid, sternomastoid, superior laryngeal, cricothyroid.
Thyroidea ima.	Innominate.	Thyroid gland.	
Thyrolaryngeal.	Thyroid superior.	Larynx and thyroid gland.	
TIBIAL, anterior.	Popliteal.	Knee, leg, and ankle.	Tibial recurrent, muscular, internal and external malleolar, dorsalis pedis.
TIBIAL, posterior.	Popliteal.	Leg, foot, and heel.	Peroneal, muscular, nutrient, cutaneous, communicating, malleolar, calcanean, internal and external plantar.
Tibial, recurrent, anterior.	Anterior tibial.	Tibialis anticus muscle.	
Tibial, recurrent, posterior.	Anterior tibial.	Back part of the knee-joint.	Anastomosing with inferior articular arteries of the knee.
Tonsillar.	Ascending palatine.	Tonsil and Eustachian tube.	
Tonsillar.	Facial.	Tonsil and base of the tongue.	
Tracheal.	Inferior thyroid.	Trachea.	
TRANSVERSALIS COLLI.	Thyroid axis.	Neck and region of scapula.	Superficial cervical and posterior scapular.
Transversalis humeri.	See *Suprascapular.*		
Transverse.	External circumflex.	Upper muscles of thigh.	
Transverse.	Right coronary.	Heart.	
Transverse nasal.	Nasal (of ophthalmic).	Root of nose.	
Transverse perineal.	Superficial perineal.	Perineum.	
Tricipital.	Posterior circumflex.	Triceps muscle.	
Tympanic.	See *Glaserian.*		
Tympanic.	Ascending pharyngeal.	Tympanum.	

A TABLE OF THE ARTERIES.—*Continued*

Artery.	Origin.	Distribution.	Branches.
Tympanic.	Middle meningeal.	Tensor tympani muscle.	
Tympanic.	Stylomastoid.	Membrana tympani.	
Tympanic.	Vidian.	Tympanum.	
Tubal.	Ovarian.	Fallopian tube.	
ULNAR.	Brachial.	Elbow, muscles of forearm, wrist, and fingers.	Anterior and posterior ulnar recurrent, interosseous, muscular, nutrient, anterior and posterior carpal, superficial palmar arch.
Ulnar carpal, anterior and posterior	Ulnar.	Carpal region.	
Ulnar, recurrent, anterior and posterior.	Ulnar.	Elbow-joint, muscles about it, and muscles of arm.	
Ulnocarpal, anterior.	Ulnar.	Muscles of the hand.	
Ureteral	Ovarian.	Ureter.	
Ureteral.	Renal.	Ureter.	
Ureteral.	Spermatic.	Ureter.	
Ureteric	Common iliac.	Ureter.	
Ureteric, inferior.	Superior vesical	Ureter and bladder.	
Ureteric, middle	Common iliac, or internal spermatic	Middle portion of ureter.	
Ureteric, superior.	Renal.	Upper portion of ureter.	
Uterine.	Internal iliac, anterior trunk.	Uterus	Cervical, vaginal, azygos.
Uterine.	Ovarian.	Uterus.	
Utero-ovarian.	Analogous with the spermatic artery of the male.		
Uveal.	See *Ciliary, posterior and short*		
Vaginal.	Internal iliac, anterior trunk.	Vagina.	
Vasa brevia.	Splenic.	Stomach.	
Vermiform, inferior.	Cerebellar, posterior inferior	Vermiform lobe of cerebellum.	
Vermiform, superior.	Superior cerebellar.	Superior vermiform lobe of cerebellum.	
VERTEBRAL.	Subclavian.	Muscles of neck, vertebræ, spinal cord, cerebellum, and interior of cerebrum	Lateral spinal, muscular, posterior meningeal, posterior and anterior spinal, inferior cerebellar, basilar.
Vesical, inferior.	Internal iliac, anterior division.	Bladder, prostate, seminal vesicles, or (in female) vagina.	
Vesical, middle.	Superior vesical	Bladder, prostate, seminal vesicles.	
Vesical, superior.	Internal iliac, anterior division.	Bladder, vas deferens	Deferential, ureteric, middle vesical.
Vesicoprostatic.	Middle hemorrhoidal.	Prostate gland and seminal vesicles.	
Vestibular.	Internal auditory.	Membranous labyrinth.	
Vestibular.	Stylomastoid.	Vestibule and semicircular canals.	
Vidian.	Internal maxillary.	Nasopharynx, Eustachian tube, and tympanum.	Pharyngeal, Eustachian, tympanic.
Vieussen's.	Branch of right coronary supplying the tissue in front of the pulmonary artery.		
Vitelline.	See *Omphalomesenteric.*		
Volar, superficial.	Radial.	Muscle of thumb.	Helps to form superficial palmar arch.
Xiphoid.	Superior epigastric.	Xiphoid cartilage.	
Zygomatico-orbital.	The orbital branch of the temporal artery.		

arthritis (ar-thri'tis) [Gr. ἄρθρον joint + -ιτις inflammation]. Inflammation of a joint. **acute a.**, arthritis marked by pain, heat, redness, and swelling, due to gout, rheumatism, gonorrhea, or traumatism. **acute gouty a.**, acute arthritis associated with gout. **acute rheumatic a.**, a form of acute arthritis of rheumatic origin. **atrophic a.**, arthritis deformans marked by acute inflammation and swelling of the joints, which are followed by gradual and progressive atrophy of the joint structures. **chronic villous a.**, a form of arthritis deformans due to villous outgrowths from the synovial membranes, which cause impairment of function and crepitation. called also *dry joint*. **a. defor'mans**, a disease of the joints, of doubtful etiology and with a marked tendency to chronicity, characterized by changes in the synovial membranes and periarticular structures, and often by atrophic and hypertrophic changes in the bones, leading to marked joint deformity. **a. defor'mans neoplas'tica**, osteitis fibrosa. **degenerative a.** Same as *hypertrophic a.* **diaphragmatic a.**, angina pectoris. **dysenteric a.**, arthritis due to the absorption of specific dysenteric toxins into a joint **a. fungo'sa**, white swelling; tuberculosis of a joint. **gonococcal a.**, **gonorrheal a.**, acute arthritis due to gonococcus. **gouty a.**, arthritis due to gout. **hemophilic a.**, any joint lesion occurring in arthritis. **hypertrophic a.**, arthritis deformans marked by hypertrophy of the cartilage at the edge of the joints, with ossification of this hypertrophied tissue: called also *osteoarthritis* and *degenerative a.* **a. inter'na**, gout of an internal organ. **navicular a.**, inflammation of the cartilage covering the navicular bone of the hoof of a horse. **neuropathic a.**, Charcot's disease. **a. nodo'sa**. 1. Arthritis deformans 2. Gout. **a. pau'perum**, rheumatoid arthritis, also called *poor-man's gout*. **proliferating a.** Same as *atrophic a.* **rheumatoid a.**, a term formerly applied to atrophic arthritis on the supposition that the disease was rheumatismal or gouty in its nature. Called also *chronic rheumatoid arthritis*, *rheumatic gout*, etc. **suppurative a.**, a form marked by purulent joint infiltration; often due to traumatism or to pyemia **syphilitic a**, a form associated with or due to syphilis. **uratic a.** Same as *gouty a.* **urethral a.**, gonorrheal arthritis. **visceral a.**, gout of an internal organ.

arthritism (ar'thrit-izm) [*arthritis*]. The gouty diathesis; the peculiar diathesis or disposition of body that predisposes to joint disease. It is marked by any of the following conditions: seborrhea, eczema, asthma, corpulency, diabetes, gout, hemorrhoids, migraine, bronchorrhea, and nasal hydrorrhea.

arthrobacterium (ar"thro-bak-te're-um) [Gr. ἄρθρον joint + *bacterium*] A bacterium that is reproduced by separation into joints or arthrospores.

arthrocace (ar-throk'as-e) [Gr ἄρθρον joint + κάκη badness]. Caries of a joint.

arthrocele (ar'thro-sēl) [Gr. ἄρθρον joint + κήλη tumor]. A swollen joint.

arthrochondritis (ar"thro-kon-dri'tis) [Gr. ἄρθρον joint + *chondritis*]. The inflammation of the cartilages of a joint.

arthroclasia (ar-thro-kla'ze-ah) [Gr. ἄρθρον joint + κλάειν to break]. The breaking down of an ankylosis in order to secure free movement in a joint.

arthroclisis (ar-thro-kli'sis) [Gr. ἄρθρον joint + κλεῖσις closure]. Ankylosis of a joint

arthrodesia (ar-thro-de'se-ah) Arthrodesis.

arthrodesis (ar-throd'es-is) [Gr. ἄρθρον joint + δέσις binding]. The surgical fixation of a joint; artificial ankylosis.

arthrodia (ar-thro'de-ah) [Gr. ἀρθρωδία]. An articulation or joint which allows a gliding motion of the surfaces.

arthrodial (ar-thro'de-al). Of the nature of an arthrodia.

arthrodynia (ar-thro-din'e-ah) [Gr. ἄρθρον joint + ὀδύνη pain]. Pain in a joint.

arthro-empyesis (ar"thro-em pi-e'sis) [Gr. ἄρθρον joint + ἐμπύησις suppuration]. Suppuration within a joint.

arthro-endoscopy (ar"thro-en-dos'ko-pe) [Gr. ἄρθρον joint + *endoscopy*] The inspection of the interior of a joint by means of an endoscope.

arthrogenous (ar-throj'en-us) [Gr. ἄρθρον joint + γεννᾶν to produce]. Formed as a separate joint; as, *arthrogenous* spore.

arthrography (ar-throg'ra-fe) [Gr. ἄρθρον joint + γράφειν to write]. A description of the joints.

arthrogryposis (ar"thro-grip-o'sis) [Gr ἄρθρον joint + γρυπός curved]. 1 Persistent flexure or contracture of a joint. 2 Tetanoid spasm.

arthrokleisis (ar-thro-kli'sis) [Gr. ἄρθρον joint + κλεῖσις closure]. Ankylosis, or the production of it.

arthrolith (ar'thro-lith) [Gr ἄρθρον joint + λίθος stone]. A calculous deposit in a joint.

arthrolithiasis (ar"thro-lith-i'as-is). Gout.

arthrology (ar-throl'o-je) [Gr ἄρθρον joint + λόγος treatise] The sum of what is known regarding the joints.

arthromeningitis (ar"thro-men-in-ji'tis) [Gr. ἄρθρον joint + μήνιγξ membrane]. Same as *synovitis*.

arthrometer (ar throm'et-er) [Gr. ἄρθρον joint + μέτρον measure]. An instrument for measuring the angles of movements of joints as an indication of the range of mobility.

arthrometry (ar-throm'et-re). The measurement of the range of mobility of joints.

arthroncus (ar-throng'kus) [Gr. ἄρθρον joint + ὄγκος mass]. Swelling of a joint.

arthroneuralgia (ar"thro-nu-ral'je-ah) [Gr. ἄρθρον joint + *neuralgia*]. Neuralgia of a joint.

arthropathology (ar"thro path-ol'o-je) [Gr. ἄρθρον joint + *pathology*]. The pathology of diseases of the joints; joint pathology.

arthropathy (ar-throp'ath-e) [Gr. ἄρθρον joint + πάθος disease]. Any joint disease. **Charcot's a.**, a trophic joint disease with effusion of fluids into a joint, seen in locomotor ataxia and in syringomyelia and sometimes in general paresis. **inflammatory a.**, an inflammatory joint disease; arthritis. **osteopulmonary a.**, enlargement and swelling of the ends of the long bones following pulmonary disease. **static a.**, a disturbance in a joint of the extremity secondary to a disturbance in some other joint of the same extremity, as one in the knee-joint secondary to one in the hip-joint. **tabetic a.** Same as *Charcot's a.*

arthrophyma (ar-thro-fi'mah) [Gr. ἄρθρον joint + φῦμα swelling] The swelling of a joint.

arthrophyte (ar'thro-fit) [Gr. ἄρθρον joint + φυτόν plant]. An abnormal growth in a joint cavity.

arthroplastic (ar-thro-plas'tik). Pertaining to arthroplasty.

arthroplasty (ar'thro-plas-te) [Gr ἄρθρον joint + πλάσσειν to form]. Plastic surgery of a joint or of joints; formation of movable joints.

arthropod (ar'thro-pod). An animal belonging to the Arthropoda.

Arthropoda (ar-throp'o-dah) [Gr ἄρθρον joint + πούς foot]. One of the great divisions of the animal kingdom, including articulate animals with jointed limbs. It comprises insects, spiders, crustaceans, myriapods, etc.

arthropodan, arthropodic (ar'thro-po-dan, ar-thro-po'dik). Pertaining to or caused by arthropods.

arthropyosis (ar"thro-pi-o'sis) [Gr. ἄρθρον joint + πύωσις suppuration]. The formation of pus in a joint cavity.

arthrorheumatism (ar-thro-ru'mat-izm) [Gr. *ἄρθρον* joint + *rheumatism*]. Articular rheumatism.

arthrosia (ar-thro'se-ah) [Gr. *ἄρθρον* joint]. 1. A proprietary medicine: said to be antilithic, tonic, and alterative. 2 Painful inflammation of a joint.

arthrosis (ar-thro'sis) [Gr. *ἄρθρωσις* joint]. 1. A joint or articulation. 2. A disease of a joint. **a. defor'mans,** arthritis deformans.

arthrospore (ar'thro-spōr) [Gr. *ἄρθρον* joint + *σπόρος* seed] Modified forms of bacteria at one time thought to be more resistant than the usual forms. In the rod-shaped forms the cells become granular, and in the chain forms certain members enlarge.

arthrosteitis (ar"thros-te-i'tis) [Gr *ἄρθρον* joint + *ὀστέον* bone] Inflammation of the bony structures of a joint.

arthrosteopedic (ar-thros-te-o-pe'dik). Pertaining to the extremities and skeleton, as arthrosteopedic surgery.

arthrostomy (ar-thros'to-me) [Gr. *ἄρθρον* joint + *στόμα* an opening]. The surgical formation of an opening into a joint, as for the purpose of drainage.

arthrosynovitis (ar"thro-si-no-vi'tis) [Gr. *ἄρθρον* joint + *synovitis*] Inflammation of the synovial membrane of a joint.

arthrotome (ar'thro-tōm) [Gr *ἄρθρον* joint + *τέμνειν* to cut] A knife for operating on joints.

arthrotomy (ar-throt'o-me) [Gr *ἄρθρον* joint + *τομή* cut] Surgical incision of a joint

arthrotropic (ar-thro-trop'ik) [Gr *ἄρθρον* joint + *τρόπος* turning toward]. Having an affinity for joints

arthrotyphoid (ar-thro-ti'foid) [Gr *ἄρθρον* joint + *typhoid*]. Typhoid fever beginning with symptoms resembling those of rheumatic fever.

arthroxesis (ar-throks'es-is) [Gr. *ἄρθρον* joint + *ξέσις* scraping]. The scraping of an articular surface.

Arthus's phenomenon (ar-toos'ez) [Maurice *Arthus*, contemporary French physiologist] See under *phenomenon*

artiad (ar'te-ad) [Gr *ἄρτιος* even]. Any chemic element having an even-numbered valency

article (ar'tik-l) [L *artic'ulus* a little joint] An interarticular segment, one of the portions or segments forming a jointed series.

articular (ar-tik'u-lar) [L. *articula'ris*] Of or pertaining to a joint.

articulate (ar-tik'u-lāt) [L. *articula'tus* jointed]. 1 Divided into or united by joints. 2. Enunciated in words and sentences. 3. To divide into joints

articulated (ar-tik'u-la-ted). Connected by joints.

articulatio (ar-tik-u-la'she-o). Latin for articulation or joint

articulation (ar-tik-u-la'shun) [L. *articula'tio*]. 1. A joint in an arthrosis. See *joint*. 2. The enunciation of words and sentences 3. In dentistry, arrangement of artificial teeth so as to accommodate the various positions of the mouth and to serve the purpose of the natural teeth which they are to replace. **ambomalleal a.,** the articulation of the malleus with the incus. **capitular a's,** the articulations between the vertebræ and the heads of the ribs **carpal a.** 1. The wrist-joint. 2. The knee-joint of an animal. **confluent a.,** speech in which the syllables are run together.

articulator (ar-tik'u-la-tor). A device for effecting a joint-like union **dental a.,** a dentist's apparatus for matching the upper and lower dentures

articulatory (ar-tik'u-la-to-re). Pertaining to utterance.

articulo mortis (ar-tik'u-lo mor'tis) [L.]. At the point, or moment, of death.

artifact (ar'te-fakt). Same as *artefact*.

artifactitious (ar-te-fak-tish'us). Having the character of an artifact.

artificial (ar-tif-ish'al) [L. *ars* art + *fa'cere* to make] Made by art; not natural nor pathologic.

Artiodactyla (ar"te-o-dak'til-ah) [Gr. *ἄρτιος* even + *δάκτυλος* toe] An order of hoofed animals, having hoofs or toes even in number, including ruminants, pigs, deer, and antelopes.

Artorius (ar-to're-us). A physician and medical writer of Rome in the first century B. C. He wrote a treatise on hydrophobia, which has been lost.

Arum (a'rum) A genus of plants. *A. dracon'tium* has narcotic and antispasmodic properties. *A. macula'tum* furnishes sago.

arvenol (ar-ve'nol). A preparation of menthol, thymol, and camphor used by inhalation in respiratory diseases.

aryepiglottic, aryepiglottidean, arytenoepiglottic (ar"e-ep-ig-lot'ik, ar"e-ep-ig-lot-id'e-an, ar-it"en-o-ep-ig-lot'ik) [Gr. *ἀρύταινα* pitcher + *epiglottis*]. Pertaining to the arytenoid cartilage and to the epiglottis.

aryl- (ar'il-). A chemic prefix indicating a radical belonging to the aromatic series.

arylarsonate (ar-il-ar'so-nāt). A name for certain aromatic organic salts of arsenic They include atoxyl, arsacetin, salvarsan (606), soamin, and orsudan.

arytænoideus (ar"it-en-oi'de-us). See *muscles, table of*

arytenectomy (ar-e-ten-ek'to-me) [L. *arytenoid* + Gr. *ἐκτομή* excision]. Excision of an arytenoid cartilage in the horse.

arytenoid (ar-it-e'noid) [Gr *ἀρύταινα* pitcher + *εἶδος* form]. Shaped like a jug or pitcher.

arytenoidectomy (ar"it-e-noi-dek'to-me) [*arytenoid* + Gr. *ἐκτομή* excision] Surgical removal of an arytenoid cartilage.

arytenoiditis (ar-it"en-oi-di'tis). Inflammation of the arytenoid cartilage or muscles

As. An abbreviation for *astigmatism;* also the symbol for *arsenic*.

a. s. Abbreviation for L., *au'ris sinis'tra*, left ear.

As. H. Abbreviation for *hypermetropic astigmatism*.

As. M. Abbreviation for *myopic astigmatism*.

asafetida, asafœtida (as-af-et'id-ah) [L *a'sa*, Persian *a'za* gum + L *fœt'ida* fetid]. A fetid gum-resin, with garlic-like odor, from the root of *Fer'ula asafœ'tida, F. fa'tida*, and other species. It is slightly soluble in alcohol, and forms an emulsion with water. Asafetida is an antispasmodic, stimulant, and expectorant, and is used in chorea and hysteria, especially when digestive disorder exists. Dose, 5–20 gr (0.333–1.333 gm.). **emulsion of a.** (*emul'sum asafœt'idæ*), called also milk of asafetida Dose, 4–8 dr. (15–30 c.c.) **mixture of a.** (*mistu'ra asafœt'idæ*, called also Dewees' carminative, contains also magnesia and opium. Dose, 30–120 min (2–8 c.c.). **pills of a.** (*pilu'læ asafœt'idæ*) Each pill contains 3 gr. (0.2 gm.) of asafetida. Dose, 1–4. **pills of a., compound** (*pilu'læ asafœt'idæ compos'itæ*). Dose, 5–20 gr. (0.333–1.3 gm.). **plaster of a.** (*emplas'trum asafœt'idæ*), contains asafetida, 35 parts; lead plaster, 35 parts, galbanum, 15 parts, yellow wax, 15 parts, and alcohol, 120 parts. **tincture of a.** (*tinctu'ra asafœt'idæ*). Dose, 30–60 min. (2–4 c.c.).

asaphia (ah-sa'fe-ah) [Gr. *ἀσάφεια*]. Indistinctness of utterance.

asaprol (as'a-prol) [Gr *α* neg. + *σαπρός* decayed]. A white antiseptic, antirheumatic, and antipyretic substance, $Ca(C_{10}H_6OHSO_3)_2$, or calcium beta-naphthol-alpha-monosulphonate, soluble in water and alcohol. It is used in rheumatism, gout, diphtheria, influenza, typhoid fever, etc. Dose, 5–10 gr. (0.333–0.666 gm.).

asarol (as'ar-ol). The trimethyl ether of propenyl trioxybenzene, $C_3H_5.C_6H_2(OCH_3)_3$, a volatile oil from various species of *Asarum*.

Asarum (as'ar-um) [L ; Gr. ἄσαρον]. 1. A genus of aristolochiaceous plants. 2. The root of *A. canaden'se*, wild ginger or Canada snakeroot, is a fragrant and aromatic stimulant. Dose of fluidextract, 15–60 min. (1–4 c.c.). *A. europæ'um*, or asarabacca, is diuretic, diaphoretic, purgative, and emetic. Dose of the leaves (*as'ari fo'lia*) as an errhine, 1–2 gr. (0.066–0.133 gm.); as an emetic, 30–120 gr. (1.95–7.8 gm.).

asbestos (as-bes'tos) [Gr. ἄσβεστος quicklime]. A fibrous magnesian and calcic silicate, having a limited use in dentistry and surgery. It is incombustible.

asbolin (as'bo-lin) [Gr. ἀσβόλη soot]. A yellowish oil from the roots of pine trees, consisting largely of pyrocatechol· used in tuberculosis.

ascariasis (as-kah-ri'as-is) [see *Ascaris*]. Infestation with ascarides also ill health due to ascarides.

ascaricide (as-kar'is-īd) [Gr ἀσκαρίς ascaris + L. *cæd'ere* to kill]. A drug that destroys ascarides.

Ascaridæ (as-kar'id-e). A family of Nematoda characterized by three oral papillæ or lips.

ascarides (as-kar'id-ēz) Plural of *ascaris*.

ascaridiasis (as''kar-id-i'as-is). See *ascariasis*.

ascaridol (as-kar'id ol). An anthelmintic and irritant liquid obtained by distilling oil of chenopodium at a reduced pressure (about 8 mm.).

ascariosis (as-kar-e-o'sis). Ascariasis.

Ascaris (as'kar-is), pl *ascar'ides* (as-kar'id-ēz) [L., Gr. ἀσκαρίς]. A genus of intestinal lumbricoid parasites of the order *Nematoda*. **A. ala'ta, A. ca'nis.** See *Toxascaris canis* **A. e'qui,** a species found in horses **A. lumbricoi'des,** the eelworm or round-worm, a common worm resembling the earth-worm, it is found in the small intestine, especially in children, causing colicky pains and diarrhea **A. margina'ta.** See *Toxascaris canis* **A. megaloceph'ala,** a species found in horses **A. mys'tax.** See *Belascaris mystax* **A. o'vis,** a species found in sheep **A. su'is, A. suil'la,** a species found in hogs **A. texa'na,** a species recently found in Texas. **A. vermicula'ris.** See *Oxyuris* **A. vitulo'rum,** a species found in cattle.

ascaron (as'kar-ōn). A toxic mixture of proteoses and peptones obtained from several species of Ascaris

ascending (as-en'ding). Having an upward course.

ascensus uteri (as-en'sus u'ter-i) [L.]. Abnormally high position of the uterus.

$As_2(CH_3)_4$. Cacodyl.

Asch's operation, splint [Morris J. *Asch*, American laryngologist, 1833–1902] See *operation, splint*.

Ascherson's membrane, vesicles (ash'er-sunz) [Ferdinand Moritz *Ascherson*, German physician, 1798–1879] See under *membrane* and *vesicle*.

Aschner's phenomenon (ash'nerz) [B. *Aschner*, contemporary German physician]. See *phenomenon*.

$As_2(CH_3)_4O$. Cacodyl oxid.

Aschoff's bodies or **nodules** (ash'ofs) [Ludwig *Aschoff*, German pathologist, born 1866]. See under *body*. **A's node.** See under *node*.

Aschoff-Tawara node. See under *node*.

ascia (as'e-ah) [L "ax," from the shape of its folds]. A name for various forms of spiral bandage.

ascites (as-i'tēz) [L.; Gr. ἀσκίτης, from ἀσκός bag]. Dropsy of the abdominal cavity, an accumulation of serous fluid in the peritoneal cavity. It is marked by fluctuant, painless swelling of the abdomen, which gives a dull sound on percussion. Ascites is due to local inflammation of the peritoneum or to obstruction of the venous circulation by disease of the heart, kidney, or liver. The fluid in ascites is clear and yellow, and coagulates on standing. **a. adipo'sus,** a variety characterized by a milky appearance of the contained fluid, due to the presence of cells that have undergone a fatty degeneration. **chyliform a., a. chylo'sus,** the presence of chyle in the peritoneal cavity; it is caused by the rupture of a chyliferous vessel. **fatty a.** See *a. adiposus*. **hydremic a.,** that which is associated with, or due to, a watery state of the blood. **preagonal a.,** a flow of serum into the peritoneal cavity just before death **pseudochylous a.,** ascites in which the contained fluid resembles chyle in appearance, but does not contain fatty matter.

ascitic (as-it'ik). Affected with, or pertaining to, ascites.

Asclepiad (as-kle'pe-ad). A priest of the temple of Æsculapius (Asclepias), supposed to be a descendant of his; also applied to any devoted high-minded physician.

Asclepiades (as-kle-pi'ad-ēz). A Bithynian physician, born about 124 B.C., who practised at Rome and attained a great reputation. He wrote many works (about 20), but only small fragments of them, in the form of quotations in later literature, are in existence.

asclepiadin (as-kle-pi'ad-in) A bitter glucosid from *Asclepias:* emetic, aperient, sudorific, and poisonous. Dose, 1–5 gr. (0.065–0.333 gm.).

Asclepias (as-kle'pe-as) [L.]. A genus of asclepiadaceous plants. The root of *A. tubero'sa*, or pleurisy-root, is expectorant, diaphoretic, and tonic, and is used in the fevers of rheumatism, pleurisy, and bronchitis Dose in powder, 20–60 gr. (1.333–4 gm.). *A. curassav'ica* is an herb of tropical America astringent, styptic, and anthelmintic. Dose of fluidextract, 20–60 min. (1.25–4 c.c.).

asclepidin (as-klep'id-in). A proprietary concentration from *Ascle'pias tubero'sa:* deobstruent. Dose, 1–5 gr. (0.065–0.333 gm.)

asclepin (as'klep-in). 1. A poisonous cathartic, diaphoretic, and alterant principle obtainable from asclepiadin. 2. A proprietary alterative, evacuant, tonic, and sedative from *Ascle'pias tubero'sa*. Dose, 2–4 gr. (0.13–0.26 gm.).

ascocarp (as'ko-karp) [Gr. ἀσκός bag + καρπός fruit]. The developed fructification in ascomycetes, including asci and ascospores.

Ascococcus (as-ko-kok'us) [Gr ἀσκός bag + κοκκός kernel] A genus or form of bacterial coccus, consisting of round or ovoid cells, occurring in masses and surrounded by tough gelatinous envelops. *A. billrothii* occurs in the air and in decaying meat. *A. cutireus* occurs in the skin in seborrhea.

ascogonium (as ko-go'ne-um). The female organ in some of the cryptogamous plants which, after fertilization, develops into asci. Called also *archicarp* and *carpogonium*.

Ascoli's reaction (as-ko'lēz) [Albert *Ascoli*, Italian veterinarian]. See *reaction*.

Ascomycetes (as''ko-mi-se'tēz) [Gr ἀσκός bag + μύκης fungus]. A group of fungi which form ascospores. It includes the yeasts, Penicillium, Aspergillus Trichophyton, and Achorion.

ascospore (as'ko-spōr) [Gr. ἀσκός bag + σπόρος seed]. One of a set of spores contained in a special sac, or ascus. See *spore*.

ascus (as'kus) [Gr. ἀσκός a bag], pl. *as'ci* The sporangium or spore-case of certain lichens and fungi, consisting of a single terminal cell.

-ase. A suffix designating an enzyme, as lip*ase*, diast*ase*.

asebotin (as-eb'o-tin). A glucosid obtained from the leaves of mountain laurel, *Kal'mia latifo'lia*.

asecretory (ah-se'kre-to-re). Without secretion.

asellin (as-el'in) [L. *asel'lus* cod]. A poisonous base, $C_{25}H_{32}N_4$, from cod-liver oil.

Aselli's glands or **pancreas** (as-el'ē) [Gasparo *Aselli*, Italian anatomist, 1581–1626]. See under *pancreas*.

asemasia (ah-se-ma'ze-ah) [Gr. α neg. + σημασία sign]. Lack or loss of the power of communication by words or by signals.

asemia (ah-se'me-ah) [Gr. α priv. + σῆμα sign]. Inability to employ or to understand either speech or signs, due to a central lesion. **a. graph'ica,** inability either to write or to understand writing, due to a central lesion. **a. mim'ica,** inability to understand or to perform any action expressive of thought or emotion. **a. verba'lis,** inability to make use of or to understand words.

asepsin (ah-sep'sin). Same as *antisepsin*.

asepsis (ah-sep'sis) [Gr. α priv. + σῆψις decay]. Absence of septic matter, or freedom from infection.

aseptic (ah-sep'tik) [Gr. α neg. + σῆψις decay]. Not septic; free from septic material **a. acid,** an antiseptic mixture of boric acid, water, hydrogen dioxid, and salicylic acid. **a.-antiseptic,** both aseptic and antiseptic.

asepticism (ah-sep'tis-izm). The principles and practice of aseptic surgery.

asepticize (ah-sep'tis-īz). To render aseptic; to free from pathogenic materials.

aseptin (ah-sep'tin). A proprietary food-preservative, said to be boric acid.

aseptinol (ah-sep'tin-ol). 1. A proprietary ointment made of zinc oxid, resorcinol, etc. 2. A proprietary dusting-powder made of boric acid, eucalyptol, menthol, etc.

aseptol (ah-sep'tol) [*aseptic* + L. *o'leum* oil]. Phenolsulphonic acid, $OH.C_6H_4.SO_2OH$, a reddish, oily disinfectant and antiseptic: used like phenol in 1–10 per cent. solutions. Called also *sozolic* and *phenylsulphonic acid*.

aseptolin (ah-sep'to-lin). A preparation of phenol and pilocarpin: useful in intermittents and in phthisis.

aseptule (ah-sep'tūl). A capsule that will preserve its contents from decomposition.

asequence (ah-se'kwens). Lack of the normal sequence between the auricular and ventricular contractions of the heart.

asexual (ah-seks'u-al). Having no sex; not sexual.

asexualization (ah-seks-u-al-iz-a'shun). Sterilization of an individual, as by castration or vasectomy.

asferrin (as-fer'in). An organic arsenic iron compound in the form of a greenish powder.

asferryl (as-fer'il). Iron arsenotartrate, a greenish-yellow powder used in anemia, chlorosis, and debility. Dose, ½ gr (0.02 gm) three times a day.

ash. 1. The incombustible residue remaining after any process of incineration. 2. Any tree or species of the genus *Fraxinus*. *F. or'nus* and others afford manna (q. v.). The bark of many species is astringent and antiperiodic. **flowering a.,** Chionanthus. **white a.,** *Fraxinus americana*.

asialia (ah"si-a'le-ah) [Gr. α neg. + σίαλον spittle]. Absence or deficiency of the saliva.

asiderosis (ah-sid er-o'sis) [Gr α neg. + σίδηρος iron] Abnormal decrease of the iron reserve of the body.

Asimina (ah-sim'in-ah) [L., from its Algonkin name]. A genus of North American trees and shrubs. *A. tril'oba*, the papaw or pawpaw, has an edible fruit and medicinal properties.

asiminin (ah-sim'in-in). An alkaloid from the seeds of *Asim'ina tril'oba*. It is narcotic, but is seldom used as a remedy.

asiphyl (ah-sif'il). See *aspirochyl*.

asitia (ah-sish'e-ah) [Gr. α priv. + σῖτος food]. A loathing for food.

asjiko (ahs-ji'ke). Beriberi.

askaron (as'kar-on). Same as *ascaron*.

As_2O_3. Arsenic trioxid.

asoma (ah-so'mah), pl. *aso'mata* [Gr. α priv. + σῶμα body]. A monster-fetus with an imperfect head and the merest rudiments of a trunk.

asomatophyte (ah-so'mat-o-fīt) [Gr. α neg. + σῶμα body + φυτόν plant]. A plant in which there is no distinction between body and reproductive cells Bacteria belong to this class.

$AsO.OH(CH_3)_2$. Cacodylic acid.

Asopia (ah-so'pe-ah). A genus of pyralid moths *A. farina'lis*, the meal moth, acts as the intermediate host of *Hymenolepsis diminuta*.

aspalasoma (as"pal-as-o'mah) [Gr. ἀσπάλαξ mole + σῶμα body]. A variety of monster-fetus with lateral or median abdominal eventration and with other deformities.

asparagin (as-par'aj-in) [Gr. ἀσπάραγος asparagus]. The monamid of aspartic acid, $NH_2.CO.CH_2-CH(NH_2)CO_2H$, from asparagus and from many kinds of seeds. It is soluble in hot water, but insoluble in ether and alcohol. It is diuretic. Dose, 1–2 gr. (0.066–0.133 gm.). **a. hydrargyrate,** a diuretic and antisyphilitic agent. Hypodermic dose, ⅛ gr. (0.01 gm.).

asparaginic acid (as-per-aj-in'ik). See *acid*.

Asparagus (as-par'ag-us) [L.; Gr. ἀσπάραγος]. A genus of liliaceous plants The root of *A. officina'lis* is a mild diuretic. Dose of fluidextract, ½–1 dr. (2–4 c c.).

asparamid (as-par-am'id). Same as *asparagin*.

asparol (as'par-ol). A fluid preparation of *Asparagus officina'lis*.

asparolin (as-par'o-lin). A proprietary antispasmodic uterine tonic.

aspartic acid (as-par'tik) Same as *asparaginic acid*. See *acid*.

aspect (as'pekt) [L. *aspec'tus*, from *aspi'cere* to look toward]. 1. That part of a surface which looks in any particular direction. 2. The look or appearance.

aspen (as'pen). See *Populus*.

aspergillar (as per-jil'ar). Pertaining to or caused by Aspergillus.

aspergillin (as-per-jil'in). A black pigment resembling hematin, from the spores of various species of *Aspergil'lus:* called also *vegetable hematin*

aspergillomycosis (as-per-jil-o-mi-ko'sis) A mycosis caused by aspergilli, aspergillosis.

aspergillosis (as"per-jil-o'sis). A diseased condition marked by the presence of an aspergillus. **aural a.** See *otomycosis*. **pulmonary a.,** infection of the lungs with *Aspergillus*, producing symptoms and lesions resembling those of pulmonary tuberculosis.

Aspergillus (as-per-jil'us) [L. *asper'gere* to scatter]. A genus of ascomycetous fungi. It includes several of the common molds and some that are pathogenic. It is characterized by rounded conidiospores thickly set with chains of black conidia. **A. auricula'ris,** a mold found in the cerumen of the ear: pathogenic. **A. bar'bæ** has been found in mycosis of the head. **A. bonfor'di** has been found in black mycetoma. **A. concen'tricus,** a species formerly considered to be the cause of Tinea imbricata. **A. fla'vus,** a mold found on corn and grain and believed to be concerned in the causation of blind staggers in

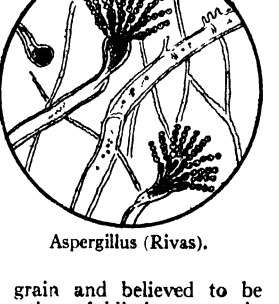

Aspergillus (Rivas).

horses. **A. fumiga'tus** has been found in the ear, nose, and lungs. **A. glau'cus,** a bluish mold found on dried fruit, occurring also in the ear. **A. mucoroi'des,** a species found in tuberculous or gangrenous lung tissue. **A. mycosis.** Same as *otomycosis.* **A. nid'ulans,** a species causing white mycetoma. **A. ni'ger,** a species found in the external ear causing otomycosis. It also causes diseases in animals that consume grain infected with it. **A. ocra'ceus,** the species which ferments the coffee berry and produces the characteristic and desirable odor. **A. pic'tor,** a species found in the white patches of pinta. **A. re'pens,** a species found in the auditory canal, where it may produce a false membrane.

aspermatism (ah-sper'mat-izm). Same as *aspermia.*

aspermia (ah-sper'me-ah) [Gr. *a* priv. + *σπέρμα* seed]. Deficient secretion of semen.

aspersion (as-per'shun) [L. *asper'sio*] The act of sprinkling the body with a therapeutic agent.

asphærinia, aspherinia (ah-sfe-rin'e-ah) [Gr. *a* neg. + *σφαῖρα* ball] Same as *aglobulia.*

asphalgesia (as-fal-je'ze-ah) [Gr. *ἄσφι* own + *ἄλγος* pain]. A sensation of burning felt on touching certain articles occurring during hypnosis.

asphyctic, asphyctous (as-fik'tik, as-fik'tus). Pertaining to, or affected with, asphyxia.

asphyxia (as-fiks'e-ah) [Gr. *a* priv + *σφύξις* pulse]. Suffocation; also suspended animation from suffocation or a deficiency of oxygen in the blood. It is attended by a feeling of suffocation, cyanosis, and coma **a. carbon'ica,** suffocation from the inhalation of coal-gas, water-gas, or carbon monoxid **a. liv'ida,** asphyxia in which the skin is livid from the presence of carbon dioxid in the blood, but the circulation continues. **local a.,** suspension of vital functions in a limited part, as fingers, toes, or nose, due to arterial spasm. It comes on suddenly, lasts for several weeks, and often ends in gangrene Called also *Raynaud's disease.* **a. neonato'rum,** imperfect breathing, as in newborn infants. **a. pal'lida,** asphyxia attended with paleness of the skin, weak pulse, and abolition of the reflexes **secondary a.,** asphyxia recurring after apparent recovery from suffocation. **traumatic a.,** discoloration of the head and neck as a result of sudden or severe compression of the thorax or upper abdomen, or both, called also *ecchymotic mask, traumatic apnea,* and *pressure stasis.*

asphyxial (as-fik'se-al). Characterized by asphyxia.

asphyxiant (as-fik'se-ant). Producing asphyxia

asphyxiate (as-fik'se-āt). To put into a state of more or less complete asphyxia.

aspidin (as'pid-in). A poisonous principle, $C_{23}H_{27}O_7$, derivable from male-fern.

Aspidium (as-pid'e-um) [L.; Gr. *ἀσπίδιον* little shield]. A genus of ferns called shield-ferns. The rhizome and stipes of *A. (Dryop'teris) fil'ix-mas* (male fern) and *A. margina'lis* is a valuable tenacicide Dose, 60–240 gr (4–16 gm.); of fluidextract, 15–60 min (1–4 c.c.); of oleoresin, ½–1 dr. (2–4 gm.). *A. spinulo'sum* is used as a teniafuge.

aspidosamin (as"pid-o-sam'in). A basic principle, $C_{22}H_{28}N_2O_2$, from quebracho bark: emetic.

Aspidosperma (as"pid-o-sper'mah) [Gr. *ἀσπίς* shield + *σπέρμα* seed]. 1. A genus of apocynaceous trees. 2. Quebracho bark: the bark of *A. quebra'cho blan'co,* a South American tree It is antiperiodic and is useful in asthmatic and cardiac dyspnea. Dose of fluidextract, 1 fl dr (4 c.c.).

aspidospermin (as"pid-o-sper'min). An alkaloid, $C_{22}H_{30}N_2O_2$, from the bark of *Aspidosperma quebra'cho.* Dose, ½–3 gr. (0.033–2 gm.).

aspiphenin (as-pe-fe'nin). A combination of aspirin and phenacetin.

aspirate (as'pi-rāt). 1. To treat by aspiration. 2. A consonantal sound in which some part of the respiratory tract is constricted, the nasal cavity shut off, and the breath makes a whistling noise.

aspiration (as-pir-a'shun) [L. *ad* to + *spira're* to breathe]. 1. The act of breathing or drawing in. 2. The removal of fluids or gases from a cavity by means of the aspirator.

aspirator (as'pir-a-tor) An apparatus used for removing by suction the fluids or gases from a cavity. **Dieulafoy's a.,** consists of a glass cylinder with a piston, and having two openings, one for a trocar and cannula, the other for a discharge tube.

aspirin (as'pir-in) Acetyl-salicylic acid, CH_3CO_2-$C_6H_4CO_2H$, a white, crystalline compound, soluble in 100 parts of water and in alcohol used like sodium salicylate as a remedy for rheumatism and pleurisy, in chorea, and to reduce fever in tuberculosis. It is incompatible with alkalis and must be given in dry form. Dose, 15 gr (1 gm.).

aspirochyl (as-pi'ro-kil). Mercury paraminophenylarsenate used in syphilis. Dose, 16 min. (1 c.c.) of a 1 : 20 suspension in glycerin, hypodermically. Called also *asiphyl.*

aspirolithin (as"pir-o-lith'in). A proprietary combination of acetylsalicylic acid and lithium.

aspirophen (as-pi'ro-fen). A mixture of free salicylic acid and monoacetyl phenocoll. used like the salicylates.

Asplenium (as-ple'ne-um). A genus of ferns, several species of which are medicinal.

asporogenic, asporogenous (as"po-ro-jen'ik, as"po-roj'en-us) [Gr *a* neg + *sporogenic*]. Not producing spores; not reproduced by spores.

asporous (ah spo'rus) [Gr *a* neg + *σπόρος* seed]. Having no true spores applied to microorganisms.

asporulate (ah-spor'u-lāt). Not producing spores.

aspriodin (as-pri'o-din) A compound of iodin and aspirin.

asquirrol (as-kwir'ol) A proprietary mercury preparation, mercury dimethylate, for use by injection in syphilis

assafœtida (as-af-et'id-ah). See *asafetida.*

assanation (as-an-a'shun) [L. *ad* to + *sa'nus* sound]. Sanitation, the improvement of sanitary conditions.

Assézat's triangle (ah-se-zah') [Jules *Assézat,* French anthropologist, 1832–1876]. See under *triangle*

assident (as'id-ent). Generally but not always accompanying a disease, as, *assident* symptoms.

assideration (as"id-er-a'shun) [L. *ad* to + *sidera'tio* untoward influence]. The drowning of an infant in ice-cold water.

assimilable (as-im'il-a-bl). Susceptible of being assimilated.

assimilation (as-im-il-a'shun) [L. *assimila'tio,* from *ad* to + *simila're* to make like]. The transformation of food into living tissue; constructive metabolism. **mental a.,** the reception and correct appreciation of sensory impressions. **primary a.,** chylification **secondary a.,** the preparation of food-elements for normal assimilation by the hematopoietic apparatus.

associable (as-o'se-a-bl) Easily affected by sympathy with other parts.

association (as-o-se-a'shun) [L. *associa'tio,* from *ad* to + *so'cius* a fellow] The coördination of the functions of similar parts In neurology, correlation involving a high degree of modificability and also consciousness. See *association center,* under *center* **a. center.** See under *center.* **a. of ideas,** the mental operation by which a mental impression calls up the memory of other impressions that at some former time have been associated with the former.

assonance (as'o-nans). A morbid tendency to alliteration in speaking.

assuetude (as'we-tūd). The state of being habituated to disturbing influences.

assurin (as'u-rin). A diaminodiphosphatid, $C_{46}H_{94}N_2P_2O_9$, said to occur in the brain substance.

Ast. Abbreviation for *astigmatism*.

astasia (as-ta'ze-ah) [Gr. α priv. + στάσις stand]. Motor incoordination with inability to stand **a.-abasia,** inability to stand or to walk because of abouic ideas

asteatosis (as''te-ah-to'sis) [Gr. α neg. + στέαρ tallow]. Any diseased condition characterized by scantiness or absence of the sebaceous secretion. **a. cu'tis,** a dry, scaly, or fissured state of the skin, attended with a deficient secretion of sebaceous matter.

aster (as'ter) [L.; Gr. ἀστήρ star]. The star-shaped structure formed around the centrosome in mitosis See *mitosis*. **sperm-a.,** a star-shaped structure in the fertilized ovum at the head of the spermatozoon.

astereocognosy (ah-ste''re-o-kog'no-se). Same as *astereognosis*.

astereognosis (ah-ste''re-og-no'sis) [Gr. α neg. + στερεός solid + γνῶσις recognition]. Loss of power to recognize the shape of objects by touch.

asteriasterol (as-te-re-as'ter-ol) A sterol obtained from the starfish, *Asterias forbesi*.

asterion (as-te're-on) [Gr. ἀστέριον star-like]. The point of union of the occipital, parietal, and temporal bones on the surface of the skull.

Asterionella (as-te-re-o-nel'ah) A genus of diatoms which sometimes imparts an aromatic odor to a water-supply.

asternal (as-ter'nal). Not joined to the sternum.

asternia (ah-ster'ne-ah) [Gr. α neg. + στέρνον sternum]. Absence of the sternum.

Asterococ'cus mycoi'des. The minute organism which causes pleuropneumonia of cattle. It can be grown in various culture-media and the bacteria-free filtrate will reproduce the disease.

asteroid (as'ter-oid) [Gr. ἀστήρ star + εἶδος form]. Star-shaped; resembling the aster.

asterol (as'ter-ol). A brownish powder, a compound of paraphenol sulphonate of mercury and ammonium tartrate, $(OH.C_6H_4SO_2)Hg\ 4C_4H_4O_6(NH_4)_2$. It is soluble in water and does not precipitate albumin It is used as an external antiseptic in 2–5 per cent. solution.

Asth. Abbreviation for *asthenopia*.

asthenia (as-the'ne-ah, as-then-i'ah) [Gr. α priv. + σθένος strength]. Lack or loss of strength. **neurocirculatory a.,** a symptom-complex characterized by the occurrence of breathlessness, giddiness, a sense of fatigue, pain in the chest in the region of the precordium, and palpitation. It occurs chiefly in soldiers in active war service, though it is seen in civilians also Called also *soldier's heart, irritable heart, effort syndrome,* and *disordered action of the heart* (D. A. H.) **periodic a.,** a condition marked by periodically returning attacks of marked asthenia. **a. pigmento'sa,** Addison's disease **a. universa'lis,** constitutional visceroptosis with its attendant neurasthenic tendency, vasomotor weakness, and gastrointestinal atony (Stiller's theory).

asthenic (as-then'ik) [Gr. α priv. + σθένος strength]. Characterized by weakness or feebleness.

asthenocoria (as-then-o-ko're-ah) [Gr. α neg. + σθένος strength + κόρη pupil] A condition in which the pupillary light reflex is sluggish. seen in hypo-adrenia.

asthenometer (as-then-om'et-er) [Gr. ἀσθένεια asthenia + μέτρον measure]. An instrument for measuring the degree of muscular asthenia or of asthenopia.

asthenope (as'then-ōp). A person affected with asthenopia.

asthenopia (as-then-o'pe-ah) [Gr. α priv. + σθένος strength + ὄψις vision]. Weakness or speedy tiring of the visual organs, attended by pain in the eyes, headache, dimness of vision, etc. **accommodative a.,** asthenopia due to strain of the ciliary muscle. **muscular a.,** that which is due to weakness of the external ocular muscles. **nervous a.,** asthenopia occurring as one of the symptoms of neurosis and marked by fatigue and contraction of the visual field. called also *retinal a* and *asthenia of the retina* **retinal a.,** that which is due to retinal disease. **tarsal a.,** asthenopia due to irregular astigmatism produced by the pressure of the lids on the cornea.

asthenopic (as-then-op'ik). Characterized by asthenopia.

asthenoxia (as-then-ok'se-ah) [Gr. α neg + σθένος strength + *oxygen*]. Lack of power to oxidize waste-products.

asthma (az'mah, ast'mah) [Gr. ἄσθμα panting]. A disease marked by recurrent attacks of paroxysmal dyspnea, with wheezing, cough, and a sense of constriction, due to spasmodic contraction of the bronchi. The paroxysms last from a few minutes to several days, and they may result from direct irritation of the bronchial mucous membrane or from reflex irritation Many cases of asthma are anaphylactic manifestations in sensitized persons. **alveolar a.,** that which is characterized by dilatation of the alveoli of the lungs. **amygdaline a.,** reflex asthma caused by a disease of the tonsils. **bacterial a.,** asthma due to bacterial infection. **bronchial a.,** asthma marked by bronchial spasm and a swelling of the bronchial mucous membrane. **bronchitic a., catarrhal a.,** asthmatic disorder attendant upon a catarrhal bronchitis. **cardiac a.,** dyspnea due to heart disease **cat a.,** asthma brought on by the presence of a cat (ailurophobia). **Cheyne-Stokes' a.,** cardiac asthma. **a. convulsi'vum.** Same as *bronchial a.* **cutaneous a.,** reflex asthma caused by some irritation of the skin. **dust a ,** a form of asthma caused by the dust encountered in houses, in the streets, or in trades. **a. dyspep'ticum,** reflex asthma dependent upon a dyspepsic disorder. **emphysematous a.,** emphysema of the lungs attended with asthmatic paroxysms. **essential a., nervous a., true a.,** that due to nervous impulses solely, and not accompanied by any structural change in the bronchi. **food a.,** asthma brought on by ingestion of certain foods **gastric a.,** asthma which is a symptom of some gastric disease. **grinders' a.,** an interstitial pneumonia due to the inhalation of fine particles peculiar to grinders of steel, etc. **hay-a.** Same as *hay-fever* **Heberden's a.,** angina pectoris **horse a.,** a form of allergic asthma in which the attacks are brought on by the presence of horses or of horse products **humid a.,** asthma with profuse expectoration **Kopp's a.,** spasm of the glottis; laryngismus stridulus **Millar's a.,** laryngismus stridulus **millers' a.,** a condition of the lungs found in millers, caused by the inhalation of flour. **miners' a.,** anthracosis. **nasal a.,** asthma caused by a disease of the nose. **pollen a.,** hay-fever. **potters' a.,** pneumonoconiosis **reflex a.,** asthma due to some reflex action. **renal a.,** reflex asthma due to disease of the kidney **sexual a.,** asthma due to sexual disturbance, such as excessive venery or genitourinary catarrh **spasmodic a.,** asthma caused by spasm of the bronchioles. **stone a.,** pressure and pain in the chest due to the presence of a calculus in the bronchi. **thymic a.,** a rare condition occurring usually in children, but occasionally in adults, marked by enlargement of the thymus, paroxysmal attacks of asthma, and a tendency to sudden death (thymic death, mors thymica). Cf. *status lymphaticus*. **Wichmann's a.,** laryngismus stridulus.

asthmalysin (as-mal'is-in) [*asthma* + Gr. λύσις dissolution]. A combination of adrenalin and pituitary gland used in bronchial asthma.

asthmatic (az-mat'ik) [L. *asthmat'icus*]. Pertaining to, or affected with, asthma.

asthmogenic (as-mo-jen'ik). Giving rise to asthmatic attacks.

asthmolysin (as-mol'is-in). A proprietary preparation of the pituitary and adrenal bodies used in treatment of asthma.

asthmosan (az'mo-san). A proprietary combined extract of the adrenals and the hypophysis.

astigmagraph (as-tig'ma-graf). An instrument for showing the astigmatism of the eye.

astigmatic (as-tig-mat'ik). Pertaining to, or affected with, astigmatism.

astigmatism (as-tig'mat-izm) [Gr. *α* priv. + *στίγμα* point]. A defect of curvature of the refractive surfaces of the eye in which rays of light are not focused to a single point, but from a diffuse area on the retina (Airy, 1827). **acquired a.**, that due to some disease or injury of the eye. **a. against the rule,** that in which the meridian along which the greatest refraction takes place is horizontal. **compound a.**, that which is complicated with hypermetropia or with myopia in all meridians **congenital a.**, that which exists at birth **corneal a.**, that due to irregularity in the curvature or refracting power of the cornea. **direct a.** See *a. with the rule.* **hypermetropic a., hyperopic a.**, that which complicates hypermetropia **hyperopic a., compound,** astigmatism in which all meridians are hyperopic, the focus of each principal meridian being back of the retina: horizontal lines are usually more distinct. **hyperopic a., simple,** astigmatism in which one meridian, usually the vertical, is emmetropic and the horizontal meridian is hyperopic The focus of the vertical meridian is not in the retina; that of the horizontal is behind the retina: horizontal lines appear distinct. **inverse a.** See *a. against the rule* **irregular a.,** astigmatism in which the curvature in different parts of the same meridian of the eye varies or in which successive meridians differ irregularly in refraction, the image produced being an irregular area. **lenticular a.,** that which is due to some imperfection of the lens. **mixed a.**, that in which one principal meridian is myopic and the other hypermetropic. **myopic a.**, that which complicates myopia **myopic a., compound,** astigmatism in which all meridians are myopic, both principal meridians having their foci in front of the retina, vertical lines are usually more distinct. **myopic a., simple,** astigmatism in which the focus of one meridian is situated on the retina, while that of the other lies in front of the retina: vertical lines appear distinct **oblique a.,** astigmatism in which the direction of the principal meridians approaches 45° and 135°. **physiologic a.,** the slight astigmatism possessed by nearly all eyes and causing the twinkling sensation when distant points of light are viewed. **regular a.,** astigmatism in which the refractive power of the eye shows a uniform increase or decrease from one meridian to the other, being practically constant in each meridian the image produced is regular in shape, either a line, an oval, or a circle **a. with the rule,** that wherein the meridian in which the greatest refraction takes place is vertical or nearly so.

astigmatometer, astigmometer (as"tig-mat-om'et-er, as-tig-mom'et-er) [*astigmatism* + Gr. *μέτρον* measure]. An instrument used in measuring astigmatism.

astigmatoscope (as-tig-mat'o-skōp) [*astigmatism* + Gr. *σκοπεῖν* to see]. An instrument for discovering and measuring astigmatism.

astigmatoscopy (as-tig-mat-os'ko-pe). The use of the astigmatoscope

astigmia (as-tig'me-ah). Same as *astigmatism.*

astigmic (as-tig'mik). Same as *astigmatic.*

astigmometer (as-tig-mom'et-er). Astigmatometer.

astigmometry (as-tig-mom'et-re) [*astigmatism* + *μέτρον* measure]. The measurement of astigmatism the use of the astigmatometer.

astigmoscope (as-tig'mo skōp). Astigmatoscope.

astomatous (as-tom'at-us) [Gr. *α* neg. + *στόμα* mouth] Having no mouth.

astomia (as-to'me-ah) [Gr *α* neg + *στόμα* mouth]. Absence of the mouth opening

astragalar (as-trag'al-ar). Pertaining to the astragalus

astragalectomy (as"trag-al-ek'to-me) [*astragalus* + Gr *ἐκτομή* excision] Excision of the astragalus.

astragalocalcanean (as-trag"al-o-kal-ka'ne-an). Pertaining to the astragalus and the calcaneum.

astragalocrural (as-trag"al-o-kru'ral). Relating to the astragalus and the leg.

astragaloscaphoid (as-trag"al-o-ska'foid). Pertaining to the astragalus and the scaphoid bone.

astragalotibial (as-trag"al-o-tib'e-al). Pertaining to the astragalus and the tibia.

astragalus (as-trag'al-us) [L., Gr *ἀστράγαλος* die]. 1. A bone of the foot which articulates the tibia and fibula above with the calcaneum below. 2. A genus of leguminous plants of many species. *A. gum'mifer* and other Oriental species afford tragacanth others are poisonous. *A. mollis'simus,* of the United States (one of the plants called loco), is poisonous, and its active principle is mydriatic.

astral (as'tral). Of or relating to an aster.

astraphobia, astrapophobia (as-traf-o'be-ah, as"trah-po-fo'be-ah) [Gr. *ἀστραπή* lightning + *φόβος* fear] Morbid fear of lightning

astriction (as-trik'shun) [L *astrin'gere* to constrict]. The action of an astringent.

astringe (as-trinj'). To act as an astringent.

astringent (as trin'jent) [L *astrin'gens,* from *ad* to + *strin'gere* to bind] 1. Causing contraction and arresting discharges. 2. An agent that arrests discharges The principal astringents are silver nitrate, tannic acid, gallic acid, lead acetate, zinc sulphate, catechu, kino, alum, and dilute mineral acids.

astroblast (as'tro-blast) [Gr *ἄστρον* star + *βλαστός* germ] A cell that develops into an astrocyte.

astrocele, astrocœle (as'tro sēl) [Gr *ἄστρον* star + *κοῖλος* hollow]. The hollow space within the astrosphere in which the centrosome lies.

astrocinetic (as"tro-sin-et'ik) [Gr *ἄστρον* star + *κίνησις* movement] Pertaining to the movements of the attraction-sphere in karyokinesis.

astrocyte (as'tro sīt) [Gr *ἄστρον* star + *κύτος* cell]. 1. Any star-shaped cell; especially such a cell of the neuroglia called also *spider cell.* 2. A bone-corpuscle, so called from its star-like shape

astrocytoma (as"tro-si-to'mah). A tumor composed of astrocytes.

astroglia (as-trog'le-ah) [Gr. *ἀστήρ* star + *neuroglia*] Neuroglia tissue found chiefly in the gray matter and composed of astrocytes

astroid (as'troid) [Gr. *ἀστήρ* star + *εἶδος* form]. 1. Star-shaped. 2. A structure of the neuroglia formed by a felted mass of fibers

astrokinetic (as"tro-kin-et'ik) [Gr. *ἄστρον* star + *κίνεσις* motion]. Pertaining to the movements of the centrosome.

astrolin (as'tro-lin). Antipyrin methylethylglycolate, $C_5H_{10}O_3$ $C_{11}H_{12}ON_2$, a crystalline compound used in migraine and headache. Dose, 5–15 gr. (0.3–1 gm.).

astroma (as-tro'mah). Same as *astrocytoma.*

astrophobia (as-tro-fo'be-ah) [Gr. *ἄστρον* star + *φόβος* fear]. Fear of the stars and celestial space.

astrosphere (as'tro-sfēr) [Gr. *ἄστρον* star + *σφαῖρα* sphere]. 1. The central mass of an aster, same as *attraction sphere.* 2. The aster, exclusive of the centrosome.

astrostatic (as-tro-stat'ik) [Gr. *ἄστρον* star + *ἱστασθαι* to stand]. Pertaining to the centrosome in its resting condition.

astyclinic (as-te-klin'ik) [Gr. *ἄστυ* city + *κλίνη* bed]. A city or municipal hospital, dispensary, or clinic; used also adjectively.

asuran (as'u-ran). Sodium-p-carbamino arsenate

asurol (as'u-rol). A double salt of mercuric salicylate and amido-oxybutyrate of sodium. used in syphilis.

asyllabia (ah-sil-a'be-ah). A condition in which letters are recognized by the patient, but he is unable to form them into syllables.

asylum (as-i'lum) [L.]. An institution for the support and care of the helpless and deprived classes, such as the insane and the blind.

asymbolia (ah-sim-bo'le-ah) [Gr. *α* priv. + *σύμβολον* symbol] The loss of all power of comprehending symbolic things, such as words, figures, gestures, etc. (Wernicke).

asymmetry (ah-sim'et-re) [Gr. *α* neg. + *συμμετρία* symmetry]. Lack or absence of symmetry; dissimilarity in corresponding parts or organs on opposite sides of the body which are normally alike. In chemistry, lack of symmetry in the special arrangements of the atoms and radicals within the molecule **chromatic a.**, difference in color in the irides of the two eyes.

asynchronism (ah-sin'kro-nizm) [Gr. *α* neg. + *synchronism*]. The occurrence at distinct times of events normally synchronous, disturbance of coordination.

asynclitism (ah-sin'klit izm) [Gr. *α* neg + *synclitism*]. Oblique presentation of the head in parturition. **anterior a.**, Naegele's obliquity. See *obliquity*. **posterior a.**, Litzmann's obliquity. See *obliquity*.

asynergia (ah-sin-er'je-ah). Same as *asynergy*. **a. ma'jor**, marked inco-ordination as indicated by a staggering gait **a. mi'nor**, inco-ordination as shown in past-pointing and finger tests

asynergic (ah-sin er'jik) Marked by asynergy.

asynergy (ah-sin'er-je) [Gr. *α* priv. + *συνεργία* cooperation] Lack of coordination among parts of organs normally acting in harmony. In neurology, disturbance of that proper association in the contraction of muscles which assures that the different components of an act follow in proper sequence, at the proper moment, and are of the proper degree, so that the act is executed accurately. **appendicular a.**, asynergy confined to the extremities, **axial a.**, asynergy affecting the axial musculature. **axio-appendicular a.**, asynergy affecting both the trunk and extremities. **a. ma'jor**, marked incoordination as indicated by staggering gait **a. mi'nor**, mild incoordination as indicated by pointing tests. **trunkal a.**, asynergy affecting the muscles of the trunk.

asynesia (ah-sin-e'ze ah) [Gr *ἀσυνεσία*]. Dulness of intellect; stupidity.

asynodia (ah-sin-o'de-ah) [Gr. *α* priv. + *συνοδία* a journeying together]. Sexual impotence.

asynovia (ah-sin-o've-ah). Deficiency of the synovial secretion.

asyntrophy (ah-sin'tro-fe) [Gr *α* neg. + *σύν* together + *τροφία* growth]. Lack of symmetry in development.

asystematic (ah"sis-tem-at'ik) Not confined to any one system of nerve-fibers; diffuse.

asystole, asystolia (ah-sis'to-le, ah-sis-to'le-ah) [Gr. *α* neg + *systole*]. Imperfect or incomplete systole; inability of the heart to perform a complete systole.

asystolic (ah-sis-tol'ik) Characterized by asystole.

asystolism (ah-sis'to-lizm). See *asystole*.

A. T. German abbreviation for *old tuberculin* (Alt Tuberculin).

atactic (ah-tak'tik) [Gr. *ἄτακτος* irregular]. 1. Same as *ataxic*. 2. Lacking coördination; irregular.

atactiform (ah-tak'tif-orm). Ataxia-like; slightly ataxic.

atactilia (ah-tak-til'e-ah). Loss of tactile sensibility.

atæniol (ah-te'ne-ol). A proprietary tapeworm remedy for dogs.

atavic, atavistic (at'av-ik, at-av-is'tik). Characterized by atavism.

atavicosis (at-av-ik-o'sis). A degeneration of the intestines due to the eating of highly concentrated food, which minimizes the work of the intestines.

atavism (at'ah-vizm) [L. *at'avus* grandfather] Inheritance of a characteristic or disease from remote, but not from the more immediate, ancestors. As now used in genetics, atavism is an inheritance from one of the grandparents of some particular character unlike the corresponding character in either parent. Cf. *reversion*.

ataxaphasia (ah"tak-sa-fa'ze-ah) [Gr. *ἀταξία* lack of order + *aphasia*]. Ability to utter words, but not sentences.

ataxia (ah-tak'se-ah) [Gr *ἀταξία* lack of order]. Failure of muscular coordination; irregularity of muscular action. **acute a.**, an ataxic condition due to a general myelitis characterized by minute foci throughout all the nerve-centers from the pons downward. It follows measles, smallpox, and other infectious diseases. **alcoholic a.**, a condition resembling locomotor ataxia, due to chronic alcoholism. **autonomic a.**, defective coordination between the sympathetic and parasympathetic nervous systems **Briquet's a.**, a hysteric condition with anesthesia of the skin and leg muscles. **Broca's a.** Same as *hysteric a.* **central a.**, ataxia due to lesion of the centers controlling coordination. **cerebellar a.**, ataxia due to disease of the cerebellum. **cerebral a.**, ataxia due to disease of the cerebrum. **a. cor'dis.** Same as *delirium cordis* **family a., Friedreich's a., hereditary a.**, Friedreich's disease an inherited disease, usually beginning in childhood or youth, with sclerosis of the dorsal and lateral columns of the spinal cord It is attended by ataxia, speech impairment, lateral curvature of the spinal column, and peculiar swaying and irregular movements, with paresis of the muscles, especially of the lower extremities (Friedrich, 1863-76). **hereditary cerebellar a.**, a disease of early adult life, due to atrophy of the cerebellum, and marked by ataxia, increased knee-jerk, speech-defects, and nystagmus. **hysteric a.**, hysteria simulating ataxia. **intrapsychic a.**, a lack of unity of ideation and emotional reaction, as in a patient who weeps at a funny occurrence or laughs outright at the death of a close relative. **Leyden's a.**, pseudotabes. **locomotor a.**, degeneration of the dorsal columns of the spinal cord and of the sensory nerve-trunks, with wasting. The disease is marked by paroxysms or crises of intense pain, incoordination, disturbances of sensation, loss of reflexes, paroxysms of functional disturbance of various organs, as the stomach, larynx, etc; also by various trophic disturbances, especially of the bones and joints, incontinence or retention of urine, failure of sexual power, etc. The course of the disease is usually slow but progressive, and, although it may often be temporarily arrested, complete cure is very rare. The disease occurs after middle life, and is more frequent in the male sex. It is also known as *tabes dorsalis* and *posterior spinal sclerosis*. **Marie's a.**, hereditary cerebellar ataxia. **motor a.**, inability to control the coordinate movements of the muscles. **professional a.** See *occupation neurosis*, under *neurosis*. **spinal a.**, that which is due to disease of the spinal cord. **static a.**, lack of muscular coordination during states of rest. **superior a.**, that which affects principally the face and upper

extremities. **thermal a.**, a condition characterized by great and paradoxic fluctuations of the temperature of the body. **vasomotor a.**, paresis or spasm of blood-vessels due to some affection of vasomotor nerves or centers. **vestibular a.**, incoordination due to vestibular disease.

ataxiadynamia (ah-tax″e-ah-di-na′me-ah). Ataxodynamia.

ataxiagram (ah-taks′e-ah-gram) [*ataxia* + Gr. γράμμα writing]. A tracing drawn by an ataxic patient.

ataxiagraph (ah-taks′e-ah-graf) [*ataxia* + Gr. γράφειν to write]. An apparatus used in ascertaining the extent of ataxia by measuring the amount of swaying of the body when standing erect and with the eyes closed.

ataxiameter (ah-tax-e-am′et-er) [*ataxia* + Gr. μέτρον measure]. An apparatus for measuring ataxia.

ataxiamnesic (at-ak″se-am-ne′sik). Characterized by both ataxia and amnesia.

ataxiaphasia (ah-tax″e-ah-fa′ze-ah). Inability to form words into sentences

ataxic (ah-taks′ik). Affected with, or pertaining to, ataxia.

ataxiophemia (ah-tax″e-o-fe′me-ah). Ataxophemia.

ataxiophobia (ah-tax″e-o-fo′be-ah). Ataxophobia.

ataxoadynamia (at-ak″so-ad-in-a′me-ah). Ataxia associated with adynamia; ataxia associated with marked weakness.

ataxophemia (ah-taks-o-fe′me-ah) [Gr. ἀταξία disorder + φήμι to speak]. Lack of coordination of the speech muscles.

ataxophobia (ah-taks-o-fo′be-ah) [Gr. ἀταξία disorder + φόβος fear]. Morbid or insane dread of disorder.

ataxy (at-ak′se). Same as *ataxia*.

atelectasis (at-el-ek′tas-is) [Gr. ἀτελής imperfect + ἔκτασις expansion]. Imperfect expansion of the lungs at birth, partial collapse of the lung.

atelectatic (at″el-ek-tat′ik). Pertaining to, or affected with, atelectasis

atelia (ah-te′le-ah) [Gr. ἀτέλεια incompleteness]. Imperfect development.

ateloisis (ah-te-le-o′sis) [Gr. α neg. + τέλειος complete] A form of infantilism marked by childish facial appearance, small jaw bone, small stature, short slender limbs, poorly developed muscles, a thin voice, low arterial pressure, and scanty urination (Gilford) Called also *Lorain's disease*.

atelocardia (at″el-o-kar′de-ah) [Gr. ἀτελής imperfect + καρδία heart]. Incomplete development of the heart.

atelocephalous (at″el-o-sef′al-us) [Gr. ἀτελής imperfect + κεφαλή head] Having an incomplete head or skull.

atelocheilia (at″el-o-ki′le-ah) [Gr ἀτελής imperfect + χεῖλος lip]. Defective development of a lip.

atelocheiria (at″el-o-ki′re-ah) [Gr. ἀτελής incomplete + χείρ hand]. Incomplete development of the hand.

atelo-encephalia (at″el-o-en-se-fa′le-ah) [Gr. ἀτελής incomplete + ἐγκέφαλον brain]. Imperfect development of the brain.

ateloglossia (at″el-o-glos′e-ah) [Gr. ἀτελής imperfect + γλῶσσα tongue]. A congenital defect of the tongue.

atelognathia (at″el-og-na′the-ah) [Gr. ἀτελής imperfect + γνάθος jaw]. Congenital defect of the jaw.

atelomyelia (at″el-o-mi-e′le-ah) [Gr. ἀτελής imperfect + μυελός marrow]. Incomplete development of the spinal cord.

atelopodia (at″el-o-po′de-ah) [Gr. ἀτελής incomplete + πούς foot]. Congenital defect of the foot.

ateloprosopia (at″el-o-pros-o′pe-ah) [Gr. ἀτελής incomplete + πρόσωπον face]. Defective development of the face.

atelorachidia (at″el-or-a-kid′e-ah) [Gr. ἀτελής incomplete + ῥάχις spine]. Incomplete development of the spinal column.

atelostomia (at″el-o-sto′me-ah) [Gr. ἀτελής incomplete + στόμα mouth]. Imperfect development of the mouth.

athelia (ah-the′le-ah) [Gr. α neg. + θηλή nipple]. Absence of the nipples.

Athenæus (ath-en-e′us). A celebrated physician, founder of the school of the "pneumatists." He was born in Cilicia in the first century A. D., and practised in Rome. He wrote extensively, but only fragments of his works remain.

athermal (ah-ther′mal) [Gr α neg. + θέρμη heat]. Not warm: said of springs the water of which is below 15° C.

athermancy (ah-ther′man-se). The state of being athermanous

athermanous (ah-ther′man-us) [Gr. α neg. + θέρμη heat]. Absorbing heat-rays and not permitting them to pass.

athermic (ah-ther′mik) [Gr α neg. + θέρμη heat]. Without fever or rise of temperature.

athermosystaltic (ah-ther″mo-sis-tal′tik) [Gr. α neg + θέρμη heat + συσταλτικός drawing together]. Not contracting under the action of cold or heat said of striated muscle.

atheroma (ath-er-o′mah) [Gr. ἀθήρη porridge]. 1. A sebaceous cyst. 2. Arteriosclerosis of the aorta and larger arteries with marked degenerative changes **a. cu'tis**, sebaceous cyst.

atheromasia (ath″er-o-ma′ze-ah) [Gr. ἀθήρη gruel]. Atheromatous degeneration.

atheromatosis (ath″er-o-mat-o′sis). An atheromatous condition.

atheromatous (ath-er-o′mat-us). Affected with, or of the nature of, atheroma.

atheronecrosis (ath″er-o-nek-ro′sis). The necrosis or degeneration accompanying atherosclerosis

atherosclerosis (ath″er-o skle-ro′sis). A senile form of arteriosclerosis with atheromatous degeneration of the connective tissue of the arterial walls

atherosis (ath-er-o′sis) [Gr. ἀθήρη porridge]. Arterial atheroma, arteriosclerosis.

Atherosperma (ath″e-ro-sper′mah) [Gr. ἀθήρ spike + σπέρμα seed]. A genus of monimiaceous trees: the bark of *A. moscha'tum*, sassafras tree of Australasia, is diaphoretic, diuretic, and sedative. Dose of the tincture, 30–60 min. (2–4 c.c.); of the volatile oil, 1–3 min. (0.06–0.2 c.c.).

athetoid (ath′et-oid) [Gr. ἄθητος not fixed]. 1. Resembling athetosis. 2. Affected with athetosis.

athetosic (ath-e-to′sik). Pertaining to athetosis.

athetosis (ath-et-o′sis) [Gr. ἄθητος not fixed]. An affection marked by a constant recurring series of slow vermicular movements of the hands and feet, occurring chiefly in children, and due principally to a brain lesion (Hammond, 1873). Called also *posthemiplegic chorea*. **double congenital a.**, infantile spasmodic paraplegia.

athrepsia (ah-threp′se-ah) [Gr. α neg. + θρέψις nutrition]. 1. Infantile atrophy See under *atrophy*. 2. Ehrlich's term for immunity to tumor inoculation due to a supposed lack of the special nutritive material necessary for tumor growth.

athrepsy (ath′rep-se). Same as *athrepsia*.

athreptic (ah-threp′tik). Pertaining to or affected with athrepsia, due to insufficient nutrition.

athymia (ah-thim′e-ah) [Gr. α priv. + θυμός mind]. 1 Dementia. 2. Loss of consciousness 3. Absence of the thymus gland

edge]. Loss of power of correctly locating a sensation.

topomenorrhea (at"op-o-men-or-e'ah) [Gr. *ἄτοπος* misplaced + *μήν* month + *ῥοία* flow]. Vicarious menstruation.

topy (ah'to-pe). The condition of being sensitive to an atopen.

toquinol (at-o-kwin'ol). A proprietary preparation, allyl phenylcinchoninester, used as a uric acid eliminant in gout and arthritis. Dose, 9 gr. (0.6 gm.).

toxic (ah-tok'sik) [Gr. *α* neg. + *τοξικόν* poison]. Not poisonous; not due to a poison.

toxogen (at-ok'so-jen) [Gr. *α* neg. + *τοξικόν* poison + *γεννᾶν* to produce]. A preparation from spleen and adrenals of horses: used for defensive inoculation.

toxyl (ah-tok'sil). A white, odorless powder, sodium arsanilate, $NH_2C_6H_4.AsO(OH)ONa$. It contains 37 per cent. of arsenic. It is used hypodermically in psoriasis, lichen, and other chronic skin diseases in 20 per cent. solution. It is given internally and hypodermically in anemia, chlorosis, neurasthenia, hysteria, chorea, and tuberculosis. It is also recommended in trypanosomiasis, malaria, and spirillosis. Hypodermic dose, ⅓–⅔ gr. (0.02–0.04 gm.).

toxylate (at-ok'sil-āt). A salt of atoxyl.

trabiliary (at-rah-bil'e-a-re) [L. *at'ra* black + *bi'lis* bile] Pertaining to black bile. See *capsule, atrabiliary*.

trabilin (at-rah-bi'lin). A preparation of suprarenal gland used as a hemostatic in eye diseases.

tremia (ah-tre'me-ah) [Gr. *α* neg. + *τρέμειν* to tremble]. 1. Absence of tremor. 2. Hysteric inability to walk.

treol (at're-ol). A black syrupy liquid, ammonium atreolate, resulting from the sulphonation and purification of certain petroleum distillates used like ichthyol.

trepsy (at'rep-se) [Gr. *α* neg. + *θρέψις* nutrition]. Ehrlich's term for immunity of one species to cancerous growths originating in another, which he conceived to be due to absence of the peculiar food matter required for that particular tumor.

treptic (at-rep'tik). Pertaining to atrepsy.

tresia (ah-tre'ze-ah) [Gr. *α* neg. + *τρῆσις* a boring] Imperforation; absence or closure of a normal opening. **a. ani,** imperforation of the anus **a. iridis,** closure of the pupillary opening.

tresic (at-re'zik). Characterized by atresia.

tretic (at-ret'ik). Pertaining to or marked by atresia.

tretogastria (ah-tre-to-gas'tre-ah) [Gr. *ἄτρητος* imperforate + *γαστήρ* stomach]. Imperforation of the stomach.

treturethria (ah-tre-tu-re'thre-ah) [Gr. *ἄτρητος* imperforate + *οὐρήθρα* urethra]. Imperforation of the urethra.

tria (a'tre-ah). Plural of *atrium*.

trial (a'tre-al). Pertaining to an atrium.

tricha (ah'trik-ah) [Gr. *α* neg. + *θρίξ* hair]. A group of bacteria including those forms which show no flagella.

trichia (ah-trik'e-ah) [Gr. *α* neg. + *θρίξ* hair]. Absence or lack of hair.

trichosis (ah-trik-o'sis). Same as *atrichia*.

trichous (ah-trik'us) [Gr. *α* neg + *θρίξ* hair]. Having no flagella; said of bacteria.

triotome (at're-o-tōm) [*atrium* + Gr. *τομή* cutting]. An instrument by which the connections between the auricle and ventricle of the heart may be cut without hemorrhage.

trioventricular (at"re-o-ven-trik'u-lar). Pertaining to an atrium or auricle of the heart and to a ventricle.

triplicism (ah-trip'lis-izm). Poisoning produced by eating a kind of spinach, *At'riplex littora'lis*.

atrium (a'tre-um), pl. *a'tria* [L. "hall"]. 1. [B N A] An auricle of the heart. See *auricle*. 2. The main part of the tympanic chamber, situated below the head of the malleus. 3. The point of entrance of bacteria in an infectious disease. **a. dex'trum,** the right auricle. **a. glot'tidis,** atrium laryngis. **infection-a.,** the point of entrance of a bacterial disease into the system. **a. laryn'gis,** that part of the larynx which lies above the false vocal cords. **left a.,** the left auricle. **a. of otocyst,** the saccule connected with the semicircular canals, ductus endolymphaticus, and cochlea. **a. pulmona'le,** the left auricle **right a.,** the right auricle. **a. sinis'trum,** the left auricle **a. vagi'næ,** the vestibule of the vagina **a. of ventricle,** that part of the lateral ventricle connected with the temporal and occipital cornua.

Atropa (at'ro-pah) [Gr *Ἄτροπος* "undeviating," one of the Fates]. A genus of solanaceous plants. See *belladonna* and *mandrake*.

atrophedema (at-rof-ed-e'mah) [*atrophy* + *edema*]. A chronic hereditary disease probably of angioneurotic origin.

atrophia (ah-tro'fe-ah) [L., from Gr. *α* neg. + *τροφή* nourishment]. Latin for *atrophy*. **a. cu'tis.** See *atrophoderma* **a. infan'tum,** tabes mesenterica. **a. maculo'sa cu'tis** (Jadassohn). See *anetodermia*. **a. mesenter'ica,** tabes mesenterica **a. musculo'rum lipomato'sa,** pseudohypertrophic muscular paralysis. See under *paralysis*. **a. pilo'rum pro'pria,** atrophy of the hair. **a. testic'uli,** wasting of the testicle. **a. un'guium,** atrophy of the nails.

atrophic (at-rof'ik). Pertaining to or characterized by atrophy.

atrophied (at'ro-fēd). Marked by atrophy; shrunken.

atrophoderma (ah-trof'o-der-mah) [Gr. *ἀτροφος* unfed + *δέρμα* skin]. Atrophy of the skin or a part of it. **a. al'bidum.** Same as *pityriasis alba atrophicans*. **a. diffu'sum,** diffuse idiopathic atrophy of the skin **a. neurit'icum,** glossy skin See under *skin* **a. pigmento'sum,** xeroderma pigmentosum **a. seni'le,** senile atrophy of the skin **a. stria'tum et macula'tum,** a condition marked by atrophic lines and spots on the skin

atrophodermatosis (at-rof-o-der-mat-o'sis). Any skin disease having cutaneous atrophy as a prominent symptom.

atrophy (at'ro-fe) [L. *atro'phia;* Gr. *ἀτροφία*]. A wasting or diminution in the size of a part, defect or failure of nutrition. **acute yellow a.,** atrophy and yellow discoloration of the liver with jaundice. The disease is attended by delirium, coma, and convulsions, and is usually fatal. **adipose a.,** emaciation due to lack of adipose tissue. **arthritic a.,** wasting of the muscles that surround a joint, due to injury or to constitutional disease. **brown a.,** atrophy in which the affected viscus assumes a brownish hue. It is seen chiefly in the heart, liver, and spleen. **Buchwald's a.,** progressive atrophy of the skin. **compression a.,** atrophy of a part due to constant pressure. **concentric a.,** atrophy of a hollow organ in which its cavity is contracted. **correlated a.,** the wasting of a part following the destruction or removal of a correlated part **Cruveilhier's a.,** progressive muscular atrophy. **degenerative a.,** the wasting of a part due to degeneration of its cells. **Déjérine-Sotta's type of a.,** hypertrophic interstitial neuritis of infancy. **denervated muscle a.,** muscular atrophy resulting from severance of the motor nerve supplying the muscle. **dental a.,** erosion of the teeth. **a. of disuse,** wasting caused by lack of normal exercise. **eccentric a.,** atrophy of a hollow organ in which the size of the cavity is increased. **Erb's a.,** progressive muscular dystrophy. See *dystrophy*. **facial a.** See *progressive facial a.* **fatty a.,** fatty infiltration following atrophy of the tissue elements

athymism, athymismus (ah-thi'mizm, ah-thi-mis'mus). Absence of the thymus or the condition induced by removal of the thymus.

athyrea (ah-thi're-ah). Same as *athyria*.

athyreosis (ah-thi-re-o'sis). The condition due to absence of the thyroid gland or deficiency of the thyroid secretion.

athyria (ah-thi're-ah) [Gr. *a* priv. + *thyroid*]. Absence of the thyroid gland; also the myxedema consequent upon it.

athyroidation, athyroidism, athyrosis (ah-thi-roi-da'shun, ah-thi'roi-dizm, ah-thi-ro'sis). The condition of ill health due to loss of the thyroid gland or to insufficient secretion of the gland.

athyroidemia (ah-thi-roi-de'me-ah) [L. *athyroidism* + Gr. *αἷμα* blood] Abnormal state of the blood due to athyroidism.

athyrosis (ah-thi-ro'sis) Athyreosis.

atite (at'īt). A substance in milk which reduces nitrate to nitrite.

atlantad (at-lan'tad). Toward the atlas.

atlantal (at-lan'tal) Pertaining to the atlas.

atlanto-axial (at-lan"to-ak'se-al). Pertaining to the altas and the axis.

atlantodidymus (at-lan"to-did'im-us) [Gr. Ἄτλας Atlas + *δίδυμος* twin] A monster-fetus with two heads on one neck.

atlantomastoid (at-lan"to-mas'toid). Pertaining to the atlas and the mastoid process

atlanto-odontoid (at-lan"to-o-don'toid). Pertaining to the atlas and to the odontoid process of the axis.

atlas (at'las) [Gr.]. The first cervical vertebra.

atlo-axoid (at-lo-ak'soid). Pertaining to the atlas and the axis.

atlodymus (at-lod'im-us) [*atlas* + Gr. *δίδυμος* twin]. A monster-fetus with one body and two heads.

atloido-occipital (at-loi"do-ok-sip'it-al). Pertaining to the atlas and the occiput.

atmiatrics, atmiatry (at-me-at'riks, at-mi'at-re) [Gr. *ἀτμός* vapor + *ἰατρεία* healing art] Treatment by medicated vapors (P. Niemeyer).

atmidalbumin (at-mid-al'bu-min) [Gr. *ἀτμός* steam + *albumin*] A protein formed by the action of superheated steam upon a protein.

atmidalbumose (at-mid-al'bu-mōs). An albumose derived from atmidalbumin by dehydration.

atmocausis (at-mo-kaw'sis) [Gr. *ἀτμός* steam + *καῦσις* burning]. Treatment by the direct application of superheated steam used chiefly in nonmalignant uterine affections

atmocautery (at-mo-kaw'ter-e). An instrument for performing atmocausis

atmograph (at'mo-graf) [Gr. *ἀτμός* breath + *γράφειν* to record]. An instrument for recording respiratory movements.

atmokausis (at-mo-kaw'sis). See *atmocausis*.

atmolysis (at-mol'is-is) [Gr. *ἀτμός* vapor + *λύσις* loosing]. 1. The separation of mixed gases by passing through a porous plate, the more diffusible passing through first. 2. The disintegration of organic tissue by the fumes of volatile fluids, such as benzin, ether, alcohol, etc

atmometer (at-mom'et-er) [Gr. *ἀτμός* vapor + *μέτρον* measure]. An instrument for measuring exhaled vapors, or the amount of water exhaled by evaporation in a given time, in order to ascertain the humidity of the atmosphere.

atmos (at'mos) [Gr. *ἀτμός* air]. A unit of air-pressure, being a pressure of one degree per square centimeter; called also *aër*.

atmosphere (at'mos-fēr) [Gr. *ἀτμός* air + *σφαῖρα* sphere]. 1. The air incircling the earth. See *air*. 2. The pressure of the air upon the earth at the sea-level, or 15 pounds to the square inch.

atmospheric (at-mo-sfer'ik). Of or pertaining to the atmosphere.

atmospherization (at-mos-fer-iz-a'shun). The transformation of venous blood into arterial blood.

atmotherapy (at-mo-ther'ap-e) [Gr. *ἀτμός* air + *θεραπεία* treatment]. 1 Treatment by medicated vapors. 2. Treatment by methodic reduction of respiration.

atochinol (at-o-kin'ol). Atoquinol.

atocia (ah-to'se-ah) [Gr. *a* priv. + *τόκος* birth]. Sterility in the female.

atom (at'om) [Gr. *ἄτομος* indivisible]. Any one of the ultimate particles of a molecule or of any matter. An atom is the smallest quantity of an element that can exist and still retain the chemic properties of the element The atom seems to consist of a minute central nucleus, in which practically all of the mass of the atom is concentrated, and of surrounding electrons The nucleus is positively charged, the amount of the charge corresponds to the atomic number of the atom. In a neutral atom the surrounding negative electrons are equal in number to the positive charges on the nucleus. The number and arrangement of these electrons determine all the properties of the atom except its atomic weight and its radio activity **activated a.** 1 An ionized atom 2 An atom in which some of the orbital electrons have been driven out into larger and less stable orbits. The atom is thus prepared to release its stored energy as these electrons return to their normal and stable orbits **Bohr a.**, the conception of a nuclear atom in which the orbital electrons are able to occupy only certain orbits, these orbits being determined by quantum limitations **ionized a.**, an atom from which one or more of the outer or valence electrons have been removed **nuclear a.**, the conception or theory of the atom as composed of a small central nucleus surrounded by orbital electrons. For table of the atoms see under *element*. **recoil a., rest a.**, the portion of an atom from which an alpha particle has been given off. This remaining part recoils with a velocity inversely proportional to its mass **Rutherford a.** Same as *nuclear a* **stripped a.**, an atom from which the orbital electrons have been more or less completely removed

atomic (at-om'ik) Of or pertaining to an atom. **a. number, a. volume, a. weight.** See under the nouns

atomicity (at-om-is'it-e). Chemic valency, or quantivalence

atomization (at"om-iz-a'shun) The act or process of breaking a liquid up into spray.

atomizer (at'om-i-zer) An instrument for throwing a jet of spray.

atonic (at-on'ik) [L. *aton'icus*; Gr. *a* neg + *τόνος* tone] Characterized by lack of normal tone. **choreatic a.**, the deficient tonicity of muscles often seen in chorea.

atonicity (at-on-is'it-e). Atonic quality.

atonied (at'o-nēd). Lacking in tone; atonic.

atony (at'on-e) [L *aton'nia*, from Gr. *a* priv. + *τόνος* tone]. Lack of normal tone or strength.

atopen (ah'to-pen). An allergen; the substance to which an allergic person is sensitive

atophan (at'of-an). See *cinchophen*

atophanyl (at-of'an-il). A combination of atophan sodium (0 5 gm), sodium salicylate (0.5 gm), and novocain (0.008 gm) in 5 c.c. of solvent Used by intravenous and intragluteal injection for the treatment of gout, articular rheumatism, and neuralgia.

atopic (ah-top'ik) [Gr. *a* neg. + *τόπος* place]. 1. Out of place; displaced. 2. Pertaining to an atopen or to atopy.

atopognosia, atopognosis (ah-top-og-no'se-ah, -no'sis) [Gr. *a* neg. + *τόπος* place + *γνῶσις* knowl-

of a part. **granular a. of kidney,** chronic interstitial inflammation of the kidney producing compression and atrophy of the parenchyma. **gray a.,** a degeneration of the optic disk in which it becomes gray. **hemifacial a.,** atrophy of one side of the face. **hemilingual a.,** atrophy of one side of the tongue. **Hoffmann's a.,** a variety of progressive muscular atrophy affecting the legs below the knees, and the forearms and hand. **Hunt's a.,** neuropathic atrophy of the small muscles of the hand unattended by sensory disturbance. **idiopathic muscular a.,** a chronic disease marked by progressive wasting, affecting groups of muscles, and due to changes in the muscles themselves. **infantile a.,** a nutritional disorder of infants characterized by progressive emaciation and weakening of the functions of the body. Called also *marasmus, athrepsia, pedatrophy,* and *decomposition* (Finkelstein). **inflammatory a.,** atrophy of the functioning part of an organ caused by hypertrophy of the fibrous elements from inflammation. **interstitial a.,** absorption of the mineral matter of bones, so that only the reticulated portion remains **juvenile muscular a.,** pseudohypertrophic muscular paralysis. See under *paralysis.* **Landouzy-Déjérine a.,** atrophy of the muscles of the face and scapulohumeral region. **linear a.,** atrophy of the papillary layer of the skin, causing the appearance of blue and white lines. **muscular a.,** a wasting of muscular tissue: of this condition there are many kinds and causes **myopathic a.,** muscular atrophy due to disease of the muscle tissue. **neural a.** Same as *neuropathic a.* **neuritic muscular a.,** a degeneration of the nerve-trunks, often involving the spinal cord and causing a wasting of the muscles, beginning with the feet. It is hereditary, usually begins in early life, and is never cured. **neuropathic a.,** atrophy of muscular tissue due to disease of the nervous system. **neurotic a.,** atrophy due to disease of the nervous system. **neurotrophic a.,** atrophy attributed to destruction of the peripheral neurons which maintain the nutrition of a tissue **numeric a.,** atrophy due to diminution in the number of the constituent elements, as well as shrinkage of those which remain **Parrot's a. of the newborn,** primary infantile atrophy or marasmus. **pigmentary a.,** wasting marked by the deposit of pigment in the atrophied cells. **pressure a.,** decrease in the size of a tissue cell caused by excessive pressure. **progressive muscular a.,** a chronic disease marked by progressive wasting of the muscles with paralysis, due to degeneration of the ventral gray horns of the spinal cord, followed by degeneration of anterior nerve-roots and muscles. It is called also *poliomyelitis anterior* and *wasting palsy.* **progressive unilateral facial a.,** an affection attended by progressive wasting of the skin, tissues, and bone, often of the muscles of one side of the face. **receptoric a.,** a condition assumed to be due to atrophy of the cell receptors. Animals kept immune by repeated injections of an antigen sometimes cease to respond by the formation of antibodies. **red a.,** atrophy, mainly of the liver, due to chronic congestion from valvular heart disease. **reversionary a.** See *anaplasia.* **rheumatic a.,** atrophy of muscles after an attack of rheumatism. **senile a.,** the normal atrophy of old age. **serous a.,** atrophy with the effusion of a serous fluid into the wasted tissues. **simple a.,** atrophy due to a shrinkage in size of individual cells. **spinoneural a.,** atrophic muscular paralysis resulting from some lesion of the lower portion of the motor tract of the cord. Called also *degenerative atrophy* or *paralysis.* **toxic a.,** atrophy of an organ due to poisons, as in the course of infectious diseases. **trophoneurotic a.,** atrophy due to disease of the nerves or of a center supplying a part. **unilateral facial a.,** progressive wasting of the tissues of one side of the face. **Vulpian's a.,** scapulohumeral type of progressive spinal muscular atrophy. **white a.,** atrophy of a nerve, leaving only white connective tissue.

atropia (at-ro'pe-ah). Atropin.

atropin, atropine (at'ro-pin). A poisonous, crystalline alkaloid, de-tropyl-tropein, $CH_3.N.C_6H_{10}CH.O.CO.CH(C_6H_5)CH_2OH$, obtained by the racemization of hydrocyamin. It is soluble in alcohol and sparingly so in water. It is mydriatic and narcotic, acting by stimulating the sympathetic and depressing the cerebrospinal nerves. It increases the frequency of the heart's action and the strength of respiration, checks the action of the secreting glands (salivary, sweat, mammary, etc.), and produces paralysis of accommodation and dilatation of the pupil It is used as a mydriatic in testing refraction, to lessen the vascularity of the iris in iritis, etc , also in cerebral and spinal hyperemia, cardiac failure, excessive sweating, atonic constipation, and in spasm, such as asthma, colic, whooping-cough, etc. Dose, $\frac{1}{60}$–$\frac{1}{61}$ gr. (0.0006–0.001 gm.). **a. hydriodate,** $C_{17}H_{23}NO_3HIO_3$ a salt used in eye cases in 0.5–1.5 per cent solution. **a. methylbromid,** a white, crystalline compound, soluble in water used as a mydriatic and antihydrotic. Dose, $\frac{1}{10}$–$\frac{1}{5}$ gr. (0.006–0.012 gm), as a mydriatic, in 1 per cent. solution **a. methyl nitrate.** See *eumydrin.* **a. salicylate,** a deliquescent powder. dose same as the sulphate. **a. santonate,** a salt of atropin and santonic acid; highly commended. **a. stearate** contains 50.4 per cent of atropin it is used in ointments and suppositories **a. sulphate,** a crystalline or amorphous powder, $(C_{17}H_{23}NO_3)_2.H_2SO_4$, soluble in water. It has the same properties as atropin. Dose, $\frac{1}{120}$–$\frac{1}{60}$ gr. (0.0005–0.0011 gm).

atropina (at-ro-pi'na). Same as *atropin.*

atropine (at'ro-pin). See *atropin.*

atropinism, atropism (at-ro'pin-izm, at'ro-pizm). Poisoning due to the misuse of atropin or of belladonna.

atropinization (at-ro''pin-iz-a'shun). 1. Subjection to the influence of atropin. 2. Atropinism.

atroscin (at'ros-in) An alkaloid, $C_{17}H_{21}NO_4$, from *Scopo'lia atropoi'des,* isomeric with hyoscin, but far more active as a mydriatic.

A. T. S. Abbreviation for antitetanic serum.

attachment (at-tatsh'ment). In dentistry, anything, such as a clasp, cap, etc , used to attach a partial denture to a natural tooth in the mouth.

Attalus (at'al-us). A Greek physician of the second century A. D He was a pupil of Soranus.

attar (at'ar) [Persian "essence"] Any essential or volatile oil of vegetable origin. **a. of roses,** a volatile oil derived from rose-petals.

attendant (at-en'dant) [L. *atten'dere* to wait upon]. A non-professional person attached to a hospital or asylum.

attenuant (at-en'u-ant). 1. Causing thinness, as of the blood 2. A medicine that thins the blood.

attenuate (at-en'u-āt) [L. *attenua're* to thin]. To render thin; to render less virulent.

attenuation (at-en-u-a'shun) [L. *attenua'tio,* from *ad* to + *ten'uis* thin]. 1. The act or process of thinning or weakening, especially the weakening the toxicity of a virus or of a microörganism by repeated inoculation, successive culture, etc. 2. A medicine or virus that has been attenuated.

attic (at'ik) [L. *at'ticus*]. The part of the tympanum that is situated above the atrium.

atticitis (at-ik-i'tis). Inflammation of the attic of the tympanum.

attico-antrotomy (at''ik-o-an-trot'o-me). The operation of opening the attic and mastoid antrum.

atticomastoid (at''ik-o-mas'toid). Pertaining to the attic and the mastoid.

atticotomy (at-ik-ot'om-e) [*attic* + Gr. *τέμνειν* to cut]. The surgical opening of the attic of the labyrinth.

attitude (at'e-tūd) [L. *attitu'do* posture]. A posture or position of the body. **a. of combat** [Fr. *attitude de combat*], the attitude of the corpse of one burned to death in a conflagration. **crucifixion a.**, rigidity of the body, with the arms extended at right angles: seen in hystero-epilepsy. **forced a.**, an abnormal position or attitude due to some disease, such as is seen in meningitis or as the result of contractures. **frozen a.**, a peculiar stiffness of the gait, especially seen in amyotrophic lateral sclerosis. **illogical a's**, the strange and grotesque attitudes assumed by those suffering from hystero-epilepsy. **passionate a.**, the dramatic or theatric expression or gesture often assumed by hysteric patients. **stereotyped a.**, an attitude assumed and maintained for a long time, a phenomenon often seen in mental disease.

attollens (at-ol'enz) [L "lifting up"] Raising; lifting up. **a. au'rem, a. au'ris.** See *muscles, table of.*

attraction (at-rak'shun) [L *attrac'tio*]. The force, act, or process that draws one body toward another **a. of affinity, chemic a.**, the tendency of atoms of one element to unite with those of another **capillary a.**, the force which attracts the particles of a fluid into and along the caliber of a capillary tube **electric a.**, the tendency of bodies charged with opposite electricities to move toward each other. **magnetic a.**, the influence of a magnet upon iron and certain other elements **a. particle**, a small particle seen in the center of an attraction sphere. **a. sphere**, centrosphere, the central mass of the aster in mitosis, from which the rays proceed, also the clear area surrounding the centrosome

attrahens (at'rah-henz) [L. for "drawing toward"]. **a. au'rem.** See *muscles, table of*

attraxin (at-rak'sin) Fischer's name for supposed specific bodies existing in solutions which, when the solution is injected into the tissues, exert a chemotactic influence on the epithelial cells

attrition (at-rish'un) [L. *attri'tio* a rubbing against]. A rubbing or friction In dentistry, the wearing away of the substance of a tooth.

At. wt. Abbreviation for *atomic weight.*

atypic (ah-tip'ik) [Gr. *α* priv. + *τύπος* type]. Irregular, not conformable to the type.

A. U. Abbreviation for *Angstrom unit.*

Au. The symbol for *gold* (L. *au'rum*).

auantic (aw-an'tik) [Gr *αὐαντικός* wasted]. Characterized by wasting, atrophic.

Auchmeromy'ia lute'ola. A fly of Congo and Nigeria having a blood-sucking larva known as the Congo floor maggot.

$AuCl_3$. Auric chlorid.

audiclave (aw'dik-lav). An instrument for aiding hearing

audile (aw'dīl). Pertaining to hearing; a term applied to that type of mentality which recalls most easily that which has been heard. Cf. *mottle* and *mixle*

audiometer (aw-de-om'et-er) [L. *audi're* to hear + Gr *μέτρον* measure]. A device to test the power of hearing.

audiometry (aw-de-om'et-re). The testing of the sense of hearing

audiphone (aw'dif-ōn) [L. *audi're* to hear + Gr. *φωνή* voice]. A device for aiding the deaf to hear

audition (aw-dish'un) [L *audi'tio*] The act of hearing; ability to hear. **chromatic a., a. colorée**, a sensation of color produced by sound; a variety of *chromesthesia.* **gustatory a.**, a condition in which certain sounds call up a sensation of taste.

auditognosis (aw-de-tog-no'sis) [L. *audit'io* hearing + Gr *γνῶσις* knowledge] The sense by which sounds are understood and interpreted.

auditory (aw'dit-o-re) [L. *audito'rius*]. Pertaining to the sense of hearing.

Auenbrugger's sign (ow-en-broog'erz) [Leopold Joseph *Auenbrugger*, Austrian physician, 1722–1809, the inventor of percussion as a diagnostic procedure]. See under *sign.*

Auer's bodies (aw'erz) [John *Auer*, American physician, born 1875]. See under *body.*

Auerbach's ganglion, plexus, etc. (ow'er-bahks) [Leopold *Auerbach*, German anatomist, 1828–1897]. See *ganglion, plexus,* etc.

Aufrecht's sign (owf'reshts) [Emanuel *Aufrecht*, German physician, born 1844]. See under *sign.*

augenwohl (awg'en-vōl). A proprietary preparation for eye diseases.

augmentor (awg-men'tor). 1. Increasing applied to nerves or nerve-cells concerned in increasing the size and force of heart contractions. 2. A substance supposed to increase the action of an auxetic.

augnathus (awg-na'thus) [Gr. *αὖ* besides + *γνάθος* jaw]. A fetus with a double lower jaw.

Aujeszky's disease (aw-jes'kē) [Aladár *Aujeszky*, contemporary Hungarian physician]. See under *disease.*

aula (aw'lah) [L.; Gr *αὐλή* hall]. 1 The anterior end of the third ventricle of the cerebrum where it communicates with the lateral ventricles through the intraventricular foramina. 2 The red erythematous areola formed about the periphery of the vesicle of the vaccination lesion.

aulatela (aw-lat-e'lah) [L. *au'la* hall + *te'la* web]. The membranous covering of the aula.

aulic (aw'lik) [L. *au'licus*]. Pertaining to the aula.

auliplex, auliplexus (aw'lip-leks, aw-lip leks'us) [*aula* + *plexus*]. A part of the choroid plexus within the aula.

aulix (aw'liks) [L. "furrow"]. The fissure of Monro.

aura (aw'rah) [L. for "breath"]. A peculiar sensation or phenomenon that precedes an epileptic attack (Galen). **a. asthmat'ica,** premonitory attacks of oppression of the chest, flatulence, etc., preceding an attack of bronchial asthma. **auditory a.**, an auditory sensation which sometimes precedes an attack of epilepsy. **electric a.**, a breezy sensation experienced on the receipt of a discharge of static electricity. **epigastric a.**, a painful sensation in the epigastrium which sometimes precedes an epileptic attack. **epileptic a.**, a peculiar sensation which sometimes gives warning of an approaching attack of epilepsy. **a. hyster'ica,** an aura like that preceding an epileptic attack sometimes experienced by hysteric patients. **intellectual a.**, a dreamy condition that sometimes precedes an attack of epilepsy **reminiscent a.** Same as *intellectual a.* **a. vertigino'sa,** a sudden attack of vertigo occurring in certain neuroses.

aural (aw'ral) [L. *aura'lis*]. 1. Pertaining to the ear. 2. Pertaining to or of the nature of an aura.

auramin (aw'ram-in). A di-phenyl methane dye used in vital staining, $(CH_3)_2N.C_6H_4.C(NH_2Cl)C_6H_4.N(CH_3)_2$.

aurantia (aw-ran'she-ah). An orange coal-tar stain, the ammonium salt of hexanitrodiphenylamine, $C_6H_2(NO_2)_3.N\ C_6H_2(NO_2)_2.N.O.O.NH_4$. used in staining mitochondria.

aurantiasis (aw-ran-ti'as-is) [L. *auran'tium* orange]. A golden yellow discoloration, as of the skin (*a. cu'tis*), caused by eating large quantities of oranges.

aurantium (aw-ran'she-um) [L. for "orange"; gen. *auran'tii*]. See *orange.* **a. ama'rum cortex,** the peel or rind of the unripe bitter orange (*Citrus vulgaris*). **a. dul'ce cor'tex,** the rind of the ripe sweet orange (*Citrus aurantium*).

auremetin (aw-rem'et-in). A dark, maroon, insoluble powder used in treating dysentery. It is a combination of the hydriodid periodids of emetin

and auramin, containing 28 per cent. of emetin, 16 per cent. of auramin, and 56 per cent. of iodin.

aureol (aw're-ol) [L. *au'rum* gold + *o'leum* oil]. A hair-dye containing menthol (1 per cent.); mono-amidodiphenylamin (0.6 per cent.); amidophenol chlorhydrate (0.3 per cent.); sodium sulphite (0.5 per cent.); dissolved in 50 per cent. alcohol.

aureolin (aw-re'o-lin). A yellow dye

auric (aw'rik). Pertaining to or containing gold.

auricle (aw'rik-l) [L. *auric'ula*]. 1. The pinna or flap of the ear; the portion of the external ear not contained within the head. 2. The chamber at the apex of the heart on either side above the ventricle. 3 The auricular appendix. **cervical a.**, a flap of skin and yellow cartilage sometimes seen on the side of the neck at the external opening of a persistent branchial cleft.

auricula (aw-rik'u-lah) 1. [B N A] The auricle of the ear. 2. [B N A] The auricular appendix.

auricular (aw-rik'u-lar) [L. *auricula'ris*]. Pertaining to an auricle, or to the ear.

auriculare (aw-rik-u-la're) [L. *auricula'ris* pertaining to the ear]. A craniometric point at the top of the opening of the external auditory meatus.

auricularis magnus (aw"rik-u-la'ris mag'nus). See *nerves, table of*.

auriculocranial (aw-rik"u-lo-kra'ne-al). Pertaining to the auricle and the cranium.

auriculotemporal (aw-rik"u-lo-tem'po-ral). Pertaining to an auricle and the temporal region.

auriculoventricular (aw-rik"u-lo-ven-trik'u-lar). Pertaining to an auricle and a ventricle.

auriginous (aw-rij'in-us) [L. *aurigin'eus, auriginо'sus*] Jaundiced; icteric.

aurilave (aw'ril-āv) [L. *au'ris* ear + *lava're* to wash]. An apparatus for washing out or cleaning the ear.

aurin (aw'rin). Same as *rosolic acid*. **aurin R,** Corallin red

aurinarium (aw-rin-a're-um). A medicated suppository for insertion into the external auditory meatus.

aurinasal (aw-rin-a'sal). Pertaining to the ear and the nose

auriphone (aw'rif-ōn) [L. *au'ris* ear + Gr. *φόνη* voice]. A form of ear trumpet in which the sound conveyed is amplified.

auripuncture (aw'rip-unkt-ūr) [L. *au'ris* ear + *punctu're* puncture]. Surgical puncture of the membrana tympani.

auris (aw'ris). Latin for *ear*.

auriscalpium (aw-ris-kal'pe-um) [L. *au'ris* ear + *scal'pere* to scrape]. An instrument for scooping or scraping foreign matter from the ear.

auriscope (aw'ris-kōp) [L. *au'ris* ear + Gr. *σκοπεῖν* to see]. A form of otoscope.

aurist (aw'rist). A specialist in ear diseases.

aurocantan (aw-ro-kan'tan) A cantharidin gold salt preparation once introduced for the treatment of tuberculosis

aurochin (aw'ro-kin). Quinin paramidobenzoate.

aurococcus (aw-ro-kok'us). The Staphylococcus pyogenes aureus.

aurometer (aw-rom'et-er) [L. *au'ris* ear + Gr. *μέτρον* measure]. An apparatus for measuring the sense of hearing of each ear by means of an arrangement for suspending a watch opposite the external canal on a bar fitted so that watch may be slid toward and away from the ear.

aurosol (aw'ro-sol). Colloidal gold.

aurum (aw'rum) [L. for "gold"]. See *gold*. **a. vegeta'bile** [L. for "vegetable gold"]. See *acid, pipitzahoic*.

auscult, auscultate (aws-kult', aws-kul'tāt) [L. *ausculta're* to listen to]. To perform or practise auscultation; to examine by listening.

auscultation (aws-kul-ta'shun). The act of listening for sounds within the body, chiefly for ascertaining the condition of the lungs, heart, pleura, and other organs, and for the detection of pregnancy. **immediate a.**, auscultation performed without the stethoscope. **Korányi's a.**, auscultatory percussion done by tapping with one forefinger the second joint of the other forefinger applied perpendicularly to the part. **mediate a.** (Laennec, 1819), auscultation performed by the aid of an instrument (stethoscope) interposed between the ear and the body. **obstetric a.**, auscultation in pregnancy for the study of the sounds of the fetal heart, etc. **parallel a.**, simultaneous auscultation of corresponding spots on each side of the chest. **rod a.**, auscultatory percussion performed by rubbing the fingers up and down a grooved wooden stick applied perpendicularly to the surface. **stroke a.**, auscultatory percussion performed by stroking of the surface with the finger-tips. **transmanual a.**, auscultation through the hand laid over the part. **vibratory a.**, auscultation of a tuning-fork through the chest

auscultatory (aws-kul'ta-to-re). Of or pertaining to auscultation.

auscultoplectrum (aws-kul-to-plek'trum). An instrument for use both in auscultation and percussion.

auscultoscope (aws-kul'to-skōp). Same as *phonendoscope*.

Auspitz's dermatosis (ow'spitzes) [Heinrich *Auspitz*, German physician, 1835–1886]. Granuloma fungoides.

Australian blight (aws-trāl'yan). Angioneurotic edema.

autacoid (au'tak-oid) [Gr. *αὐτός* self + *ἄκος* remedy]. "A specific organic substance formed by the cells of one organ and passed from them into the circulatory fluid to produce effects upon other organs similar to those produced by drugs" (Schäfer). **chalonic a., excitatory a.,** a hormone. **hormonic a., inhibitory a., restraining a.,** a colyone

autan, autane (aw-tan'). A mixture of polymerized formaldehyd and metallic peroxid When water is added to the powder a gas consisting of formalin and aqueous vapor is given off. It is used as a disinfectant.

autechoscope (aw-tek'o-skōp) [Gr *αὐτός* self + *ἦχος* sound + *σκοπεῖν* to inspect]. An instrument for auscultating one's own body

autecic (aw-te'sik). See *autœcic*.

autecology (awt-e-kol'o-je) [Gr. *αὐτός* self + *ecology*]. The ecology of an organism as an individual. Cf. *synecology*.

autemesis (awt-em-e'se-ah) [Gr. *αὐτός* self + *ἔμησις* vomiting]. Functional or idiopathic vomiting.

autism (aw'tizm) [Gr. *αὐτός* self]. A mental condition marked by a tendency to turn away from the outside world and to become self-centered.

autistic (aw-tis'tik). Self-centered; sufficient unto itself. **a. thinking**, thinking which gratifies some desire and does not submit to criticism from other persons, nor from other tendencies of the individual, does not square itself with the real world. Day dreaming is an example.

auto- [Gr *αὐτός* self]. A prefix signifying self.

auto-activation (aw"to-ak-tiv-a'shun). The activation of a gland by its own secretion.

auto-agglutination (aw"to-ag-lu-tin-a'shun). Agglutination of the blood-corpuscles of an individual by his own serum.

auto-analysis (aw-to-an-al'is-is). The analysis and interpretation, on the part of a nervous patient, of the state of mind underlying his disorder: employed as a means of treatment.

auto-antibody (aw-to-an'te-bod-e) An antibody which acts on products of the individual in which it is developed.

auto-anticomplement (aw"to-an-te-kom'ple-ment). An anticomplement formed in the body against its own complements.

auto-antitoxin (aw-to-an-te-toks'in) [Gr. *αὐτός* self + *antitoxin*]. Antitoxin produced by the organs of the body and serving to protect the body from disease.

auto-audible (aw-to-aw'dib-l). Audible to one's self: said of heart-sounds.

autoblast (aw'to-blast). An independent, solitary bioblast; a microorganism.

autocatalysis (aw-to-kat-al'is-is). A catalytic reaction which gradually accelerates in velocity, probably because some of the products of the reaction themselves act as catalytic agents (Ostwald).

autocatalytic (aw-to-kat-al-it'ik). Pertaining to or producing autocatalysis.

autocatheterism (aw-to-kath'et-er-izm) [Gr. *αὐτός* self + *catheterism*]. The passage of the catheter by the patient himself.

autocholecystectomy (aw"to-ko-le-sis-tek'to-me) [Gr. *αὐτός* self + *cholecystectomy*]. Invagination of the gall-bladder into the intestine, with final segregation and expulsion of the organ.

autochthonous (aw-tok'thon-us) [Gr. *αὐτός* self + *χθών* land] Found in the place of formation; not removed to a new site.

autocinesis (aw"to-sin-e'sis) [Gr *αὐτός* self + *κίνησις* motion]. Voluntary motion.

autoclasis (aw-tok'la-sis) [Gr. *αὐτός* self + *κλάσις* breaking]. Destruction of a part by influences developed within itself.

autoclave (aw'to-klāv) [Gr. *αὐτός* self + L. *cla'vis* key] An apparatus for effecting sterilization by steam under pressure It is fitted with a gage which regulates automatically the pressure, and therefore the degree of heat to which the germs are subjected.

autocoid (aw'to-koid). An improper spelling of autacoid

autoconduction (aw-to-kon-duk'shun) A method of applying high-frequency currents by placing the patient or the part to be acted upon within the solenoid, and without direct connection with the circuit

autocystoplasty (aw-to-sis'to-plas-te). A plastic operation on the bladder with grafts from the patient's body.

autocytolysin (aw"to-si-tol'is-in). Same as *autolysin*.

autocytolysis (aw"to-si-tol'is-is). Same as *autolysis*.

autocytolytic (aw"to-si-to-lit'ik). Same as *autolytic*

autocytotoxin (aw-to-si'to-toks-in) A cytotoxin formed in the body by absorption of the products of degenerated cells.

autodermic (aw-to-der'mik) [Gr. *αὐτός* self + *δέρμα* skin]. Made of the patient's own skin: a term applied to skin-grafts. See *dermato-autoplasty*.

autodestruction (aw"to-des-truk'shun) Self-destruction, specifically the self-destruction that certain enzymes undergo in solution.

autodiagnosis (aw"to-di-ag-no'sis). Diagnosis of one's own disease.

autodiagnostic (aw"to-di-ag-nos'tik). Pertaining to or causing autodiagnosis.

autodidact (aw"to-did-akt') [Gr. *αὐτός* self + *διδακτός* taught]. One who is self-taught in his profession.

autodigestion (aw"to-di-jes'chun). See *autolysis*.

autodrainage (aw-to-drān'āj). Drainage of a cavity by diverting the fluid into a new channel made in the patient's own tissues.

autodyne (aw'to-dīn). A white, crystalline compound, the monophenyl ester of glycerol, $C_6H_5OCH_2CHOH.CH_2OH$: used in painful conditions.

auto-echolalia (aw"to-ek-o-la'le-ah) [Gr. *αὐτός* self + *echolalia*]. Repetition of the words of one's own statements.

autœcic (aw-te'sik) [Gr. *αὐτός* self + *οἶκος* house]. Always living upon the same organism.

auto-epilation (aw"to-ep-il-a'shun) [Gr. *αὐτός* self + *epilation*]. Spontaneous falling out of hair.

auto-eroticism, auto-erotism (aw"to-e-rot'is-izm, aw"to-e-rot'izm). Self-gratification; perverted sexual instinct gratified without another person.

auto-erythrophagocytosis (aw"to-er"ith-ro-fag-o-si-to'sis) [Gr. *αὐτός* self + *ἐρυθρός* red + *phagocytosis*]. Phagocytosis of red blood-cells by other red blood-cells.

autofundoscope (aw-to-fun'do-skōp). An instrument which makes use of the fact that by observing an illuminated blank space through a pin-perforated card one can see faint images of the retinal vessels of his own eyes.

autogamous (aw-tog'am-us). Characterized by self-fertilization

autogamy (aw-tog'am-e) [Gr. *αὐτός* self + *γάμος* marriage]. 1. Self-fertilization; fertilization within a cell itself by union of two chromatin masses derived from the same primary nucleus. Called also *automyxis* and *syngamic nuclear union*. Cf. *endogamy* and *exogamy*. 2. Conjugation of closely related cells.

autogenesis (aw-to-jen'es-is) [Gr. *αὐτός* self + *γένεσις* production]. Origination within the organism.

autogenetic, autogenous (aw"to-je-net'ik, aw-toj'en-us) [*auto-* + *genesis*]. 1. Spontaneous generation 2. Self-generated; originated within the body As applied to bacterial vaccines, the term denotes those vaccines which are made from the patient's own bacteria, as opposed to stock vaccines which are made from standard cultures.

autognosis (aw-tog-no'sis) [Gr. *αὐτός* self + *γνῶσις* knowledge]. Self-diagnosis; a form of psycho-analysis consisting of giving the patient self-knowledge by revealing to him through his own confessions the course of mental change leading to his symptoms.

autognostic (aw-tog-nos'tik). Characterized by self-diagnosis; a term applied to the psycho-analytic method.

autograft (aw'to-graft). A graft taken from one part of the patient's body and transplanted in another part.

autografting (aw-to-graf'ting). Autotransplantation.

autogram (aw'to-gram) [Gr. *αὐτός* self + *γράμμα* mark]. A mark forming on the skin following pressure by a blunt instrument.

autographism (aw-tog'raf-izm) [Gr. *αὐτός* self + *γράφειν* to write]. A hysteric state in which marks of words written upon the skin leave more or less persistent traces.

autohemagglutination (aw"to-hem-ag-glu-tin-a'shun). See under *hemagglutinin*.

autohemic (aw-to-he'mik) [Gr. *αὐτος* own + *αἷμα* blood]. Done with the patient's own blood, as *a. therapy*.

autohemolysin (aw"to-he-mol'is-in). A hemolysin which acts against the corpuscles of the individual from which it arises.

autohemolysis (aw"to-he-mol'is-is). Hemolysis of the blood-corpuscles of an individual by his own serum.

autohemolytic (aw"to-hem-o-lit'ik). Pertaining to autohemolysis.

autohemopsonin (aw"to-hem-op'so-nin). An opsonin which renders the red cells susceptible of destruction by the other cells of the patient's body.

autohemotherapy (aw"to-hem-o-ther'ap-e) [Gr. *αὐτός* self + *αἷμα* blood + *θεραπεία* treatment]. Treatment by administering the patient's own blood.

autohydrolysis (aw"to-hi-drol'is-is). Spontaneous hydrolysis, such as proteins undergo in neutral solutions.

autohypnosis (aw"to-hip-no'sis). Self-induced hypnotism.

autohypnotic (aw"to-hip-not'ik). 1. Pertaining to self-induced hypnotism. 2. One who can put himself into a hypnotic state.

auto-immunization (aw"to-im-u-ni-za'shun). Immunization effected by natural processes within the body.

auto-infection (aw"to-in-fek'shun) [Gr. *αὐτός* self + *infection*] Infection by a virus generated within the organism.

auto-infusion (aw"to-in-fu'zhun) [Gr. *αὐτός* self + *infusion*]. The forcing of the blood toward the heart by bandaging the extremities, compression of the abdominal aorta, etc.

auto-inoculable (aw"to-in-ok'u-la-bl) [*auto-* + *inoculable*]. Susceptible of being inoculated upon a person already affected.

auto-inoculation (aw"to-in-ok'u-la-shun) [Gr. *αὐτός* self + *inoculation*]. Inoculation with a virus from one's own body.

auto-intoxicant (aw"to-in-toks'ik-ant). A poison generated within the system.

auto-intoxication (aw"to-in-toks-ik-a'shun) [Gr. *αὐτός* self + *intoxication*]. Poisoning by some uneliminated toxin generated within the body. **dyscratic a.**, an abnormal condition of the body fluids from nutritional disturbance. **intestinal a.**, a disordered state due to the accumulation of intestinal poisons in the blood; called also *alimentary toxemia*.

autoisolysin (aw-to-i-sol'is-in). A lysin which destroys the corpuscles of the subject from which it was obtained as well as those of other animals of the same species.

autokinesis (aw"to-kin-e'sis) [Gr. *αὐτός* self + *κίνησις* motion]. Voluntary motion.

autokinetic (aw"to-kin-et'ik). Having the power of voluntary motion.

autolaryngoscopy (aw"to-lar-in-gos'ko-pe). Observation of one's own larynx.

autolavage (aw"to-lah-vahzh') [Gr. *αὐτός* self + *lavage*]. Lavage performed on one's self or on one's own stomach.

autolesion (aw'to-le-zhun). A self-inflicted injury.

autologous (aw-tol'o-gus) [Gr. *αὐτός* self + *λόγος* relation]. Occurring naturally or normally in a structure or tissue; normal to the part

autolysate (aw-tol'is-āt). A substance or substances produced by autolysis. Autolysates of cancer tissue have been used subcutaneously in the treatment of cancer.

autolysin (aw-tol'is-in). 1. A lysin present in an organism and capable of destroying the cells or tissues of that organism. 2 A proprietary solution containing non-toxic vegetable proteins. used in the treatment of cancer.

autolysis (aw-tol'is-is) [Gr. *αὐτός* self + *λύσις* solution]. 1. The automatic disintegration of tissues or of cells, self-disintegration, the disintegration or digestion of tissue by the action of enzymes secreted by its own cells. 2. The destruction of cells of the body by its own serum.

autolytic (aw-to-lit'ik). Pertaining to or causing autolysis

autolyze (aw'to-līz). To undergo or to cause to undergo autolysis.

automatic (aw-to-mat'ik) [Gr. *αὐτοματικός* self-acting]. Spontaneous or involuntary; done by no act of the will.

automatism (aw-tom'at-izm) [Gr. *αὐτοματισμός* self-action]. 1. The performance of acts without conscious volition. 2. The doctrine that the brain causes, manufactures, or calls into action mental processes and that all mental processes are dependent on brain activity. Cf. *parallelism*. **ambulatory a.**, a condition in which the patient walks about and performs acts mechanically and without consciousness of what he is doing. Called also *poriomania*. **command a.**, an abnormal suggestibility to movement, as echopraxia or echolalia.

automatograph (aw-to-mat'o-graf) [Gr. *αὐτοματισμός* automatism + *γράφειν* to write] An instrument for recording involuntary movements.

automixis (aw-to-miks'is) [Gr. *αὐτός* self + *μίξις* mixture]. Same as *autogamy*.

automors (aw'to-mōrz). A proprietary disinfectant said to consist of a mixture of a cresol preparation with free sulphuric acid.

automysophobia (aw"to-mis-o-fo'be-ah) [Gr *αὐτός* self + *mysophobia*]. Insane dread of personal uncleanness.

autonephrectomy (aw"to-nef-rek'to-me) [Gr. *αὐτός* self + *νέφρος* kidney + *ἐκτομή* excision]. A stricture of the ureter which completely closes the lumen so that no secretion reaches the bladder.

autonephrotoxin (aw"to-nef-ro-toks'in). A nephrotoxin which acts against the cells of the body in which it is formed.

autonomic (aw-to-nom'ik). Autonomous; self-controlling; having independent functions **a. nervous system.** See under *system*.

autonomin (aw-ton'om-in). A hypothetical hormone secreted by the pancreas under the influence of the vagal autonomic system which is supposed to antagonize adrenalin

autonomous (aw-ton'om-us) [Gr. *αὐτός* self + *νόμος* law]. Having independent functions.

autonomy (aw-ton'o-me) [Gr. *αὐτός* self + *νόμος* law]. Functional independence of other parts.

auto-ophthalmoscope (aw"to-of-thal'mos-kōp) [*auto-* + *ophthalmoscope*]. An ophthalmoscope for examining one's own eyes.

auto-ophthalmoscopy (aw"to-of-thal-mos'ko-pe). The use of the auto-ophthalmoscope.

auto-oxidation (aw"to-ok-sid-a'shun). Spontaneous oxidation.

autopathography (aw"to-path-og'raf-e) [Gr. *αὐτός* self + *πάθος* disease + *γράφειν* to write]. A written description of one's own disease.

autopathy (aw-top'ath-e) [Gr *αὐτός* self + *πάθος* disease]. A disease without apparent external causation.

autopepsia (aw-to-pep'se-ah) [Gr *αὐτός* self + *πέπτειν* to digest] Self digestion, autolysis.

autophagia, autophagy (aw-to-fa'je-ah, aw-tof'-a-je) [Gr. *αὐτός* self + *φαγεῖν* to eat] 1. The eating of one's own flesh in insanity. 2 Nutrition of the body by the consumption of its own tissues.

autophobia (aw-to-fo'be-ah) [Gr. *αὐτός* self + *φόβος* fear]. Insane dread of solitude or of being alone with oneself.

autophonia (aw-to-fo'ne-ah). See *autophony*.

autophonometry (aw-to-fo-nom'et-re) [Gr. *αὐτός* self + *φωνή* voice + *μέτρον* measure]. The application of a vibrating tuning-fork to the body of a patient for the purpose of having him describe the sensations which it produces.

autophony (aw-tof'o-ne) [Gr. *αὐτός* self + *φωνή* voice]. 1. Observation of one's own voice as transmitted through a patient's chest. 2. A condition in which a patient's voice seems to himself abnormal or too loud.

autophthalmoscope (aw-tof-thal'mos-kōp). See *auto-ophthalmoscope*.

autophyte (aw'to-fīt) [Gr. *αὐτός* self + *φυτόν* plant]. A plant which does not depend on organized food material, but derives its nourishment directly from inorganic matter. Cf. *saprophyte*.

autoplasmotherapy (aw-to-plaz-mo-ther'ap-e) [Gr. *αὐτός* self + L. *plas'ma* + Gr. *θεραπεῖα* treat-

ment]. Treatment of disease by injections of the patient's own blood-plasma.

autoplast (aw'to-plast). An autograft.

autoplastic (aw-to-plas'tik). Pertaining to autoplasty.

autoplasty (aw'to-plas-te) [Gr. *αὐτός* self + *πλάσσειν* to form]. The repair of diseased or injured parts by pieces taken from another part of the body.

autopoisonous (aw-to-poi'zun-us). Poisonous to the organism by which it is formed.

autoprecipitin (aw-to-pre-sip'it-in). A precipitin which acts on the serum of the animal in which it was developed.

autoprotection (aw-to-pro-tek'shun) Self-protection, particularly the protection of the body from disease by the formation of auto-antitoxins.

autopsy (aw'top-se) [Gr. *αὐτός* self + *ὄψις* view]. The postmortem examination of a body.

autopsychic (aw-to-si'kik) [Gr. *αὐτός* self + *ψυχή* mind]. Pertaining to self-consciousness.

autopsychorhythmia (aw"to-si-ko-rith'me-ah) [Gr. *αὐτός* self + *ψυχή* mind + *ῥυθμός* rhythm]. Pathologic rhythmic activity of the brain.

autopsychosis (aw"to-si-ko'sis). A psychosis or mental disease marked by derangement of ideas relating to the patient's self.

autopyotherapy (aw"to-pi-o-ther'ap-e) [Gr. *αὐτός* own + *πύον* pus + *θεραπεία* treatment] Treatment of suppuration by the subcutaneous injection of pus aspirated from the patient's abscess.

autoreinfusion (aw"to-re-in-fu'zhun) Intravenous infusion into a patient of his own blood or serum which has been effused in his body cavities

autorrhaphy (aw-tor'af-e) [Gr *αὐτός* self + *ῥαφή* suture]. Closure of a wound by the use of strands of tissue taken from the flaps of the wound.

autoscope (aw'to skōp) [Gr. *αὐτός* self + *σκοπεῖν* to view] An instrument for the examination of one's own organs.

autoscopy (aw-tos'ko-pe) [Gr. *αὐτός* self + *σκοπεῖν* to view] 1. The examination of one's own organs 2. Direct examination of the larynx without the interposition of a mirror (Kirstein).

autosensitization (aw"to-sen-sit-iz-a'shun). Sensitization toward one's own tissues. It can be produced in an animal by injecting its own lens protein, its own placenta protein, and possibly by injecting other tissues.

autosensitized (aw-to-sen'sit-izd). Sensitized by the patient s own serum or tissues.

autosepticemia (aw"to-sep-tis-e'me-ah). Septicemia due to poisons developed within the body.

autoserobacterin (aw"to-se-ro-bak'ter-in). An autosensitized vaccine; a vaccine sensitized by the patient's own serum.

autoserodiagnosis (aw-to-se-ro-di-ag-no'sis). Diagnostic use of a serum from the patient's own blood.

autoserosalvarsan (aw"to-se-ro-sal'var-san). See *Swift-Ellis treatment*, under *treatment*.

autoserotherapy (aw-to-se-ro-ther'ap-e) [Gr. *αὐτός* self+*serum*+Gr. *θεραπεία* treatment]. Treatment of disease by injections of serum derived from the patient's own blood.

autoserous (aw-to-se'rus). Accomplished by means of one's own serum.

autoserum (aw-to-se'rum) [Gr. *αὐτός* self + *serum*]. A serum which is used on the patient from which it is derived. **a. therapy.** See under *therapy*.

autosite (aw-to-sīt) [Gr. *αὐτός* self + *σῖτος* food]. 1 A monster or teratism capable of independent life. 2. A teratism upon or within which a parasitic twin lives.

autosomatognosis (aw"to-so-mat-o-gno'sis) [Gr. *αὐτός* self + *σῶμα* body + *γνῶσις* recognition]. The feeling that a part of the body that has been removed, as by amputation, is still there.

autosomatognostic (aw"to-so-mat-og-nos'tik). Pertaining to autosomatognosis.

autosome (aw'to-sōm) [Gr. *αὐτός* self + *σῶμα* body]. Any ordinary paired chromosome as distinguished from an accessory chromosome.

autospermotoxin (aw"to-sper-mo-tok'sin). A substance formed in the body and capable of agglutinating the spermatozoa of the animal in which they are formed.

autospray (au'to-sprā). An apparatus for spraying, to be used by the patient himself.

autostethoscope (aw-to-steth'os-kōp) [*auto* +, *stethoscope*] A stethoscope for use upon one's own chest.

autosuggestibility (aw"to-sug-jes-tib-il'it-e). A peculiar mental state with loss of will, in which suggestions become easy.

autosuggestion (aw"to-sug-jest'yun) [Gr. *αὐτός* self + *suggestion*]. The spontaneous occurrence to the mind of ideas derived from impressions received in the hypnotic state. Also the peculiar mental state often occurring after accidents, in which suggestions are easily received, so that the slightest injury to a part induces a hysteric paralysis or other disability. This latter state is also called *traumatic suggestion*.

autosynnoia (aw"to-sin-oi'ah) [Gr. *αὐτός* self + *σύν* together + *νοῦς* mind]. A mental condition in which the patient is so concentrated in his thoughts and hallucinations that he loses all interest in the outside world.

autotemnous (aw-to-tem'nus) [Gr. *αὐτός* self + *τέμνειν* to divide]. Capable of spontaneous division.

autotherapy (aw-to-ther'ap-e) [Gr. *αὐτός* self + *θεραπεία* treatment]. 1. The spontaneous cure of disease. 2. Self-cure. 3. Treatment of disease by filtrates from the patient's own secretions.

autotomy (aw-tot'o-me) [Gr. *αὐτός* self + *τομή* a cut] 1 Self-division, fission. 2. A surgical operation performed on one's self.

autotopnosia (aw-to-top-no'se-ah) [Gr. *αὐτός* self + *τόπος* place + *γνωσις* knowledge]. Inability to orient correctly different parts of the body.

autotoxemia, autotoxicosis (aw"to-tok-se'me-ah, aw"to-toks-ik-o'sis) [Gr. *αὐτός* self + *τοξικόν* poison + *αἷμα* blood] Poisoning by material generated within the body.

autotoxic (aw-to-tok'sik) [Gr *αὐτός* self + *τοξικόν* poison]. Pertaining to autointoxication.

autotoxide (aw-to-tok'sīd) A proprietary antiseptic and anodyne stimulant for the nervous and glandular systems.

autotoxin (aw-to-tok'sin). Any pathogenic principle developed within the body from tissue metamorphosis.

autotoxis (aw-to-tok'sis). See *autointoxication*.

autotransfusion (aw"to-trans-fū'zhun). 1. The forcing of the blood into vital parts by bandaging or elevating the limb. 2. Reinfusion of the patient's own blood.

autotransplant (aw-to-trans'plant). A piece of tissue taken from one part of an animal and transplanted to another part of the same animal.

autotransplantation (aw"to-trans-plan-ta'shun). The operation of taking a piece of tissue from one part of an animal and inserting it in another part.

autotrepanation (aw-to-trep-an-a'shun). Erosion of the skull by a brain tumor.

autotrophic (aw-to-trof'ik) [Gr. *αὐτός* self + *τροφή* nutrition] Self-nourishing: said of bacteria which require neither organic carbon nor organic nitrogen for their growth, but are able to build up carbohydrates and protein out of carbon dioxid and inorganic salts.

autotuberculin (aw-to-tu-ber'ku-lin). 1. Tuberculin made from cultures obtained from a patient's own sputum. 2. Tuberculin or similar products absorbed from a patient's own lesion or foci of the disease.

autotuberculinization (aw"to-tu-ber"ku-lin-iz-a'shun). Absorption of tuberculin or similar products from a patient's own foci of disease.

autotyphization (aw"to-ti-fiz-a'shun). The production of a state like typhoid fever from accumulation of waste matters in the system.

auto-urine test (aw-to-u'rin). See under *tests*.

autovaccination (aw"to-vak-sin-a'shun). 1 The vaccination of a patient with his own virus. 2. Treatment of a patient by causing antigenic products to be liberated from some invading microorganism or diseased tissue and so bring about the formation of antibodies.

autovaccine (aw-to-vak'sēn). A bacterial vaccine prepared from the patient's own secretions or tissues.

autoxemia (aw-tok-se'me-ah). Same as *autotoxemia*.

autoxidation (aw-toks-id-a'shun). Spontaneous oxidation of a substance which is in direct contact with oxygen.

autoxidator (aw-toks'id-a-tor). A substance in any active cell which can be oxidized by water, producing hydrogen dioxid.

autoxidizable (aw-toks'id-ī-za-bl). Spontaneously oxidizable.

auxanogram (awks-an'o-gram). The plate culture used in auxanography.

auxanographic (awks-an-o-graf'ik). Pertaining to auxanography. **a. method**, auxanography.

auxanography (awks-an-og'raf-e) [Gr. *αὐξάνειν* to grow + *γράφειν* to write]. A method of determining the most suitable medium for a microbe by placing drops of various solutions on a plate culture of a poor medium. The microbe will develop the strongest colonies on that spot which contains the best medium.

auxanology (awks-an-ol'o-je) [Gr. *αὐξάνειν* to increase + *λόγος* treatise]. The science of growth.

auxesis (awk-se'sis) [Gr.]. Growth or increase.

auxetic (awks-et'ik) [Gr. *αὔξειν* to increase] 1. Stimulating cell proliferation. 2. A substance which stimulates cell proliferation

auxiliary (awks-il'e-a-re) [L. *auxilia'ris*] 1. Affording aid. 2. That which affords aid.

auxilin (awks-il'in). A proprietary antidiabetic tablet containing extracts of myrtillum, cortex phaseoli, tormentilla root, etc.

auxiliomotor (awks-il-e-o-mo'tor). Aiding or stimulating motion.

auxil'ium med'ici. A proprietary form of hydrogen peroxid.

auxilysin (awks-il'i-zin). A substance similar to conglutinin, but found in goat serum.

auxilytic (awks-il-it'ik) [Gr. *αὔξειν* to increase + *lysis*]. Increasing the lytic or destructive power.

auximone (awks'im-ōn) [Gr. *αὔξειν* to increase + *hormone*]. A hypothetical substance, akin to vitamin, which favors growth in plants.

auxiometer, auxometer (awks-e-om'et-er, awks-om'et-er) [Gr. *αὔξειν* to increase + *μέτρον* measure]. 1. An apparatus for measuring the magnifying powers of lenses. 2. A dynamometer.

auxocardia (awks-o-kar'de-ah) [Gr. *αὔξειν* to increase + *καρδία* heart]. 1. Diastole. 2. Enlargement of the heart.

auxochrome, auxochromous (awks'o-krōm, awks-o-kro'mus) [Gr. *αὔξειν* to increase + *χρῶμα* color] Increasing or developing color: a term applied to a chemic group which, if introduced into a chromogen, will form a dye-stuff.

auxocyte (awks'o-sīt) [Gr. *αὔξειν* to increase + *κύτος* cell]. A cell which is concerned in growth or reproduction.

auxoflore (awk'so-flōr). A substance which increases the intensity of fluorescent compounds. Cf. *bathoflore*.

auxogluc (awks'o-glūk) [Gr. *αὔξειν* to increase + *γλυκύς* sweet]. See under *gluciphore*.

auxohormone (awks-o-hor'mōn) [Gr. *αὔξειν* to increase + *hormone*]. A term applied to vitamins.

auxology (awks-ol'o-je) [Gr. *αὔξειν* to increase + *λόγος* treatise]. The study or science of the growth of organisms.

auxospireme (awks-o-spi'rēm). The post-synaptic spireme.

A. V., AV. Abbreviation for *auriculoventricular*.

Av. Abbreviation for *avoirdupois*.

ava, ava-kava (ah'vah, ah"vah-kav'ah). Same as *kava*.

avalvular (ah-val'vu-lar). Having no valves.

avantine (av'an-tīn). Isopropyl alcohol.

avariosis (ah-var-e-o'sis) [Fr. *avarie* damage]. Syphilis.

avascular (ah-vas'ku-lar) [Gr. *a* neg. + *vascular*]. Not vascular.

avascularization (ah-vas"ku-lar-i-za'shun). The expulsion of blood from a part, as by elastic bandages.

Avellis's syndrome (av-el'ēz) [Georg *Avellis*, German laryngologist, born 1864] See under *syndrome*.

Avempace (av-em'pas-e). A name of Abu Bekr Mohammed Ibn Badjeh, an Arabic physician and medical writer of Spain.

Avena (ah-ve'nah) [L.]. A genus of grasses. **A. sati'va**, the common oat. The seeds are nutritious and stimulant Dose of fluidextract or concentrated tincture, 10 120 min (0 666-8 c.c.).

avenin (av-e'nin). 1. A stimulant and tonic preparation from oats. 2. A principle like casein, obtainable from oats

avenolith (av-e'no-lith) [L *ave'na* oats + Gr. *λίθος* stone] An intestinal calculus or enterolith formed around a grain of oats.

Avenzoar (av-en-zo'ar) A renowned Arabic physician, born in Seville, Spain, about the beginning of the twelfth century, his full name being Abu Merwan Ibn Zohr. His principal writing was a compendium of practice, al-Teisir, which is replete with interesting clinical reports He died in 1162.

Averroës (av-er'o-ēz). A distinguished Spanish-Arabian philosopher and physician, born in 1126 at Cordova. His chief work is his commentaries on Aristotle. Died, 1198.

aviator's disease (a've-a-torz). See under *disease*.

Avicenna (av-is-en'ah). The most celebrated Arabian physician and philosopher, 980–1037; surnamed the "Prince of Physicians."

aviol (ah-vi'ol). An astringent and desiccative preparation containing iodin.

avirulent (ah-vir'u-lent). Not virulent.

avitaminose, avitaminosis (ah-vi-tam'in-ōs, tam-in-o'sis). Any disease due to a deficiency of vitamins in the diet, such as scurvy or beriberi; called also *deficiency disease* and *deprivation disease*.

avivement (ah-vēv-maw'). The operative refreshing of the edges of a wound.

Avogadro's constant, law (av-o-gad'rōz) [Amadeo *Avogadro*, Italian physicist, 1776-1856]. See *under constant* and *law*.

avoirdupois (av"or-du-poiz'). See under *weights*.

avulsion (ah-vul'shun) [L. *avul'sio*]. The tearing away of a part or structure.

ax. Abbreviation for *axis*.

axanthopsia (ak-san-thop'se-ah) [Gr. *a* priv. + *ξάνθος* yellow + *ὄψις* vision]. Yellow blindness.

Axenfeld's test (aks'en-felts) [David *Axenfeld*, German physiologist, 1848–1912]. See under *tests*.

Axenfeld-Morax. See *Morax-Axenfeld*.

axial, axile (ak'se-al, ak'sil). Of or pertaining to the axis of a structure or part.

axifugal (ak-sif'u-gal) [L. *ax'is* axis + *fu'gere* to flee]. Centrifugal.

axilemma (ak-sil-em'ah) [*axis* + Gr. λέμμα husk]. The sheath of the axis-cylinder.

axilla (ak-sil'ah), pl. *axil'læ* [L.]. The arm-pit.

axillary (ak'sil-a-re). Pertaining to the axilla or arm-pit.

axin (ak'sin). A varnish-like substance from an insect, *Lac'cus ax'inus:* vulnerary and resolvent.

axinic acid. See *acid.*

axion (ak-se'on). The brain and spinal cord.

axioplasm (ak'se-o-plazm) Neuroplasm

axiopodium (ak-se-o-po'de-um), pl. *axiopo'dia* [Gr. ἄξων axis + πούς foot]. A pseudopodium possessing a central supporting structure or axostyle. Cf. *lobopodium.*

axipetal (ak-sip'et-al) [L. *ax'is* axis + *pe'tere* to seek]. Same as *axopetal.*

axis (ak'sis) [L. for "axle"]. 1. A line about which any revolving body turns. 2. The second cervical vertebra. **basibregmatic a.**, a vertical line from the basion to the bregma; the maximum height of the cranium. **basicranial a.**, a line from the basion to the gonion. **basifacial a.**, a line joining the gonion and the subnasal point. **binauricular a.**, a line joining the two auricular points. **celiac a.**, a large branch of the abdominal aorta **cerebrospinal a.**, the central nervous system. **craniofacial a.**, the axis of the bones at the base of the skull, including the mesethmoid, presphenoid, basisphenoid, and basiooccipital **encephalomyelonic a.**, **encephalospinal a.** See *neuraxis.* **facial a.**, the basifacial axis. **frontal a.**, an imaginary line running from right to left through the center of the eyeball. **neural a.**, the cerebrospinal axis. **optic a.**, **a. op'tica** [B N A], the line of vision; a line passing through the center of the cornea, the center of the lens, and the point of rotation to the posterior pole of the eye **sagittal a.**, an imaginary line extending through the eye from before backward. **secondary a.**, rays of light which pass through the optical center of a lens. **thyroid a.** See under *arteries, table of.* **vertical a.**, a vertical line through the center of the eyeball. **visual a.**, a line from the point of vision on the macula lutea to the object of vision.

axis-cylinder (ak-sis-sil'in-der) [*axis* + *cylinder*]. The central core which forms the essential conducting part of a nerve-fiber. **a. process**, the process of a nerve-cell which is continuous with the axis-cylinder of a nerve.

axis-traction (ak-sis-trak'shun). Traction made by the obstetric forceps along the line of the pelvic axis.

axite (ak'sit) [L. *ax'is*]. Any one of the terminal filaments of an axis-cylinder.

axodendrite (ak-so-den'drit). One of the nonmedullated side-fibrils given off from an axis-cylinder process of a nerve-cell The term is used in distinction from *cytodendrite*

axofugal (ak-so-fu'gal) [*axon* + L. *fu'gere* to flee]. Directed away from an axon or axis-cylinder process.

axoid, axoidean (aks'oid, aks-oi'de-an). Pertaining to the axis or second cervical vertebra.

axolemma (ak-so-lem'ah). Same as *axilemma.*

axolysis (ak-sol'is-is) [*axon* + Gr. λύσις dissolution]. Degeneration and breaking up of the axis-cylinder of a nerve-cell.

axometer (aks-om'et-er) [*axis* + Gr. μέτρον measure]. An instrument for measuring an axis.

axon, axone (aks'on) [Gr. ἄξων axis]. 1. The body axis. 2. An axis-cylinder process of a nerve-cell; the process of a neuron or nerve-cell which conducts impulses away from the cell body. Called also *axis-cylinder process, neurite, neuraxis,* and *neuraxon.* **a. degeneration,** loss of function of the axis-cylinder. **a.-hill, a.-hillock,** a part of the nerve-cell at the base of the axis-cylinder process which is always free from any chromatin substance. **naked a.,** an axon which has no inclosing medullary sheath.

axonal (aks'o-nal). Pertaining to or affecting an axon.

axone (aks'on). See *axon.*

axoneure, axoneuron (ak'so-nūr, ak-so-nu'ron) [Gr. ἄξων axis + νεῦρον nerve]. Any cell of the cerebrospinal axis.

axonometer (ak-so-nom'et-er) [Gr. ἄξων axis + μέτρον measure]. An apparatus for the rapid determination of the cylindric axis of a lens.

axopetal (ak-sop'et-al) [*axon* + L *pe'tere* to seek]. Directed or proceeding toward an axon or axis-cylinder process.

axoplasm (ak'so-plazm) [Gr. ἄξων axis + πλάσμα plasma]. The material that surrounds the fibrils of the axis-cylinder.

axopodium (ak-so-po'de-um). Same as *axiopodium.*

axospongium (ak-so-spun'je-um) [*axon* + Gr. σπόγγος sponge] The meshwork structure making up the substance of the axis-cylinder of a nerve-cell.

axostyle (ax'o-stīl). The central supporting structure of an axopodium.

axungia (ak-sun'je-ah) [L. *ax'is* axle + *un'guere* grease]. Lard.

ayapana (ah-yah-pa'nah) The leaves of *Eupato'rium tripliner've*, a plant growing in many hot countries. It is aromatic, stomachic, diaphoretic, and stimulant used like tea and coffee, and also as a household polychrest remedy in various hot regions.

Ayerza's disease (ah-yer'thaz). See under *disease.*

Az. Abbreviation for *azote* or *nitrogen.*

azalein (a-za'le-in) [L. *aza'lea* a plant name]. Same as *fuchsin.*

azarin (az'ar-in). A non-poisonous yellow coloring-matter from coal-tar

azedarach (az-ed'ar-ak). The bark of *Me'lia azed'arach*, a tree of Asia anthelmintic, emetic, and purgative. Dose of decoction, ½–1 fl.oz. (15–30 c.c.); of fluidextract, 60 min. (4 c.c.); of tincture, 30–120 min (2–8 c.c.).

azerin (az'er-in). A ferment from *Dros'era, Nepen'thes*, and various other insectivorous plants.

azid, azide (az'id). A compound which contains the group —$CO.N_3$.

azoamyly (a-zo-am'il-e) [Gr. α neg. + ζῷον animal + ἄμυλον starch]. Inability of the hepatic cells to store up a normal amount of glycogen.

Azobacter (a-zo-bak'ter) See *Azotobacter.*

azobenzene (az"o-ben-zēn') [*azote* + *benzene*]. An orange-red, crystalline derivative, $C_6H_5.N:N.C_6H_5$, from nitrobenzene, soluble in alcohol and ether, but only sparingly so in water.

azo-bordeaux (az-o-bor-do'). Cerasin.

azo-compounds (az-o-kom'powndz). Compounds which contain the azo group —N . N—.

azodermin (a-zo-der'min). Acetylated amidoazotoluene, a reddish powder used to promote epithelial formation.

azodolen (a-zod'o-len). A mixture of pellidol and iodolen, used as an antiseptic and to stimulate epithelial formation

azoic (ah-zo'ik) [Gr. α neg. + ζωή life]. Destitute of living organisms.

azoimid (az-o-im'id). 1. The group $—N\langle^{N}_{N}\!\!\parallel$. 2. A protoplasmic poison, hydrazoic acid, NH_3, resembling hydrocyanic acid in its action, made by heating hydrogen hydrochlorid with sodium nitrate. It is highly explosive. Called also *triazoic acid* and *hydronitric acid.*

azole (az'ōl). A derivative of a five-membered ring containing nitrogen and either oxygen, sulphur, or an additional nitrogen atom, as well as carbon atoms.

azolitmin (az-o-lit'min). A coloring principle, $C_7H_7NO_4$, from litmus. It is used as an indicator and has a P_H range of 4.5 to 8.3, being red at 4.5 and blue at 8.3.

azolysin (a-zol'is-in). A proprietary preparation for the treatment of azoturia.

azoöspermatism (ah-zo-o-sper'mat-izm). Azoospermia.

azoöspermia (ah"zo-o-sper'me-ah) [Gr. *a* neg. + *zoosperm*]. Lack or absence of spermatozoa in the semen.

azophen (a'zo fen). Sodium dimethylaminoazobenzene-m-sulphonate, a yellow crystalline substance. it is antiseptic and stimulates tissue formation.

azorubin S (az-o-ru'bin). A dark red dye of the mono-azo group: used in test for liver and biliary tract function.

azote (az'ōt) [Gr *a* neg + *ζωή* life] Nitrogen.

azotemia (az-o-te'me-ah) [*azote* + Gr. *αἷμα* blood]. 1. The presence of urea or other nitrogenous bodies in the blood. 2. A disease of horses due to urea in the blood. It is caused by overfeeding and insufficient exercise, and is marked by a sudden attack of perspiration, paralysis of the hind quarters, and blood in the urine

azotemic (az-o-te'mik). Pertaining to or characterized by azotemia.

azotenesis (az"o-ten-e'sis). Any disease due to an excess of nitrogenous substances in the system.

azotize (az'o-tīz). To combine with nitrogen.

azotized (az'o-tīzd) Containing or charged with nitrogen.

Azotobacter (az-o-to-bak'ter) [*azote* + *bacteria*]. A genus of bacteria characterized by being capable of fixing free nitrogen. Same as *Azobacter*.

azotometer (az-o-tom'et-er) [*azote* + Gr. *μέτρον* measure]. An instrument for measuring the proportion of nitrogen compounds in a solution.

azotorrhea (az-o-to-re'ah) [*azote* + Gr. *ῥοία* flow]. Excess of nitrogenous matter in the urine or feces.

azoturia (az-o-tu're-ah) [*azote* + Gr. *οὖρον* urine]. Excess of urea or other nitrogen compounds in the urine.

azoturic (az-o-tu'rik). Pertaining to azoturia or the urinary excretion of nitrogen.

azoxy compound (az ok'se). A compound which contains the group 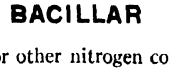 .

azoxybenzene (az"ok-se-ben-zēn'). A product, $(C_6H_5N)_2O$, of the reduction of nitrobenzene.

azule (az'ūl) A proprietary name for sterile glass capsules and for a series of preparations contained in such capsules.

azulene (az'u-lēn). A blue coloring matter from certain volatile oils, such as oil of cubebs

azulin (az'u-lin). A blue anilin color or dye.

azulmin (az-ul'min). A black compound, $C_4H_5N_5O$, formed during decomposition of prussic acid.

azure (az'ūr). A methyl thionin dye. **a. A,** asymmetric dimethyl thionin, $(CH_3)_2N\,C_6H_3(SN)C_6H_3.NH.HCl$. **a. B,** tri-methyl thionin, $(CH_3)_2N\cdot C_6H_3(SN)C_6H_3N(CH_3)\,HCl$. **a. I,** a trade name for a mixture of azure A and azure B **a. II,** a mixture of equal parts of azure I and methylene-blue. **methylene a.,** any one of several azures present in polychrome methylene blue

azurin (az'u-rin) The double acetate of sodium and theobromin; used as a diuretic. Dose, 10–15 gr. (0.65–0.98 gm)

azurophil, azurophile, azurophilic (az-u'ro-fil, -fil'ik) [*azure* + Gr *φίλειν* to love] Staining well with blue anilin dyes.

azurophilia (az-u-ro-fil'e-ah) A condition in which the blood contains cells having azurophil granulations

azygos (az'ig-os) [Gr. *a* priv + *ζυγός* yoke]. 1. Unpaired. 2 Any unpaired part.

azygous (az'ig-us) [see *azygos*]. Having no fellow; unpaired. See *muscles, table of*.

azymia (ah-zim'e-ah) [Gr. *a* priv. + *ζύμη* ferment]. Absence of a ferment

azymic, azymous (ah-zim'ik, ah-zi'mus) Not causing fermentation; not arising from a fermentation.

azzle-tooth (az'l-tooth). A molar tooth.

B

B. The symbol of *boron;* also an abbreviation for *bal'neum*, bath, *Baumé* (a hydrometer)), and *Benoist scale.*

Ba. The symbol of *barium.*

B. A. Abbreviation for L *bal'neum are'næ*, sandbath.

Babbitt, B. metal. An alloy of tin, copper, and antimony which has a limited use in dentistry.

Babcock's test (bab'koks) [Stephen Moulton *Babcock*, American agricultural chemist, born 1843]. See under *tests.*

Babes's stain (bah'bāz) [Victor *Babes*, Roumanian bacteriologist, 1854–1926]. See *stains, table of.*

Babes-Ernst bodies (bah'bāz-ernst) [Victor *Babes*, Roumanian bacteriologist, 1854–1926; Paul *Ernst*, German pathologist, born 1859]. Metachromatic granules. See *granule.*

Babesia (ba-be'ze-ah). A genus of protozoa. Same as *Piroplasma.* **B. bo'vis.** Same as *Piroplasma bigeminum.* **B. cabal'li,** a species causing a babesiasis in South Africa; it is transmitted by the tick Rhipicephalus evertsi and may be cured by the use of trypan blue. **B. ca'nis,** a species causing canine babesiasis. **B. o'vis.** Same as *Piroplasma ovis.*

babesiasis, babesiosis (ba-be-si'as-is, ba-be-se-o'sis). Infection with Babesia Same as *piroplasmosis.* **canine b.,** a disease of dogs in France, Italy, and Africa caused by *Babesia canis.* See *Hemaphysalis.*

Babinski's law, reflex, syndrome (ba bin'skēs) [Jules *Babinski*, physician in Paris, born 1857] See under *law, reflex,* and *syndrome.*

Babinski-Nageotte syndrome. See under *syndrome*

bacca (bak'ah), pl *bac'cæ* [L.] A berry.

Baccelli's method, sign (batsh-el'ēz) [Guido *Baccelli*, physician in Rome, 1832–1916]. See under *method* and *sign.*

bacciform (bak'sif-orm) [L. *bac'ca* berry + *for'ma* shape]. Berry shaped

bacillac (bas'il-ak). A proprietary preparation of milk soured by the lactobacillus

Bacillaceæ (bas-il-a'se-e) A family of the order Eubacteriales, including rod-shaped forms producing endospores. It comprises the genera *Bacillus* and *Clostridium.*

bacillæmia (bas-il-e'me-ah). Bacillemia.

bacillar, bacillary (bas'il-ar, bas'il-a-re). Pertaining to bacilli or to rod-like forms.

bacillemia (bas-il-e'me-ah) [*bacillus* + Gr. *αἷμα* blood]. The presence of bacilli in the blood.

bacilli-carrier. See *carrier*.

bacillicidal, bacillicidic (bas''il-is-i'dal, bas''il-is-id'ik). Destructive to bacilli.

bacillicide (bas-il'is-īd) [*bacillus* + L. *cæ'dere* to kill]. A drug which destroys bacilli.

bacilliculture (bas-il'ik-ul-chur). The artificial propagation of bacilli.

bacilliform (bas-il'if-orm) [*bacillus* + L. *for'ma* form]. Having the appearance of a bacillus.

bacilligenic (bas''il-ij-en'ik). Caused by a bacillus.

bacillin (bas-il'in). A commercial disinfectant.

bacillinum (bas-il-i'num). A homeopathic preparation of tuberculous lung tissue.

bacilliparous (bas-il-ip'ar-us) [*bacilli* + L. *pare're* to produce]. Producing bacilli.

bacillogenic (bas-il-o-jen'ik) 1. Caused by bacilli. 2. Producing bacilli.

bacillogenous (bas-il-oj'en-us). Caused by bacilli.

bacillol (bas'il-ol). A product of the distillation of tar containing 52 per cent. of cresol. It is made up as a soap mixture similar to the compound solution of cresol, and is used as an antiseptic and disinfectant.

bacillophobia (bas''il-o-fo'be-ah) [L. *bacil'li* + Gr. *φόβος* fear]. A morbid fear of microbes.

bacillosis (bas-il-o'sis) [L. *bacil'lum* a rod]. The state of bacillary infection.

bacilluria (bas-il-u're-ah) [*bacilli* + Gr. *οὖρον* urine]. The presence of bacilli in the urine.

bacillus (bas-il'us), pl. *bacil'li* [L. "little stick"]. 1. A rod-shaped body. 2. A genus of *Bacillaceæ*, the members of which are rod shaped and sometimes occur in chains **Abel's b.**, Bacterium ozænæ **abortion-b.**, **B. abor'tus.** See *Bacterium abortum* **B. accidenta'lis tet'ani**, a form in small motile rods, from wounds of inoculation tetanus. Causes septicemia with edema in mice, guinea pigs, and rabbits. **B. ace'ti, B. acet'icus**, a species found in the air and in vinegar in the form of large cylindric cells, or short, rounded rods, disposed in thick chains. It causes acetic fermentation. **Achalme's b.** (1891) See *Clostridium aërogenes capsulatus* **acid-fast b., acid-resisting b.**, any bacterium which, after staining, is very resistant to the decolorizing influence of acids, such are the *mycobacterium lepræ, smegmatis*, and *tuberculosis* **B. ac'idi butyri'ci**, a form from mixtures of saccharin solutions and cheese Coagulates milk and forms butyric acid. **B. ac'idi lac'tici.** See *Bacterium acidi lactici*. **B. acidif'icans longis'simus**, a zymogenic species from the yeast of distillery mash. **B. acidifor'mans**, a form from the liver of yellow-fever cadavers: pathogenic for rabbits and guinea-pigs. **B. acidoph'ilus.** See *Lactobacillus acidophilus*. **B. ac'ne contagio'sæ**, a form in non-motile short rods, from the pus of acne contagiosa of horses. Produces acne and suppuration in horses and cattle. **B. ac'nes.** See *Fusiformis acnes*. **B. actinobac'ter.** See *Clostridium butyricum*. **B. actinomyce'tum com'itans**, a very short bacillus or a coccus frequently found associated with Actinomyces bovis. **B. ægypti'acus.** See *Hemophilus of Koch-Weeks*. **B. ærofe'tidus.** See *Clostridium ærofetidum*. **B. aërog'enes.** See *Bacterium aërogenes*. **B. aërog'enes capsula'tus.** See *Clostridium aërogenes capsulatum*. **B. aërog'enes meningit'idis**, a zymogenic and pathogenic species from a case of meningitis. **B. aëroph'ilus**, a non-pathogenic bacillus from the air: in slender, non-motile rods joined with filament. **B. aer'trycke.** See *Bacterium choleræ suis*. **B. aërugino'sus.** Same as *Pseudomonas pyocyanea*. **Afanassiew's b.**, a short species found in the expectoration of whooping-cough and pathogenic for dogs. **B. al'bicans paterifor'mis**, a species from the skin in seborrhea: in straight non-motile rods variously disposed. **B. albu'minis**, a non-pathogenic form from feces. **B. al'bus**, a white, non-pathogenic species from water: a short, motile micro organism with blunt ends. **B. al'bus aërobies'cens**, a non-pathogenic form from pure water. **B. al'bus cadav'eris**, a pathogenic form from the blood of a cadaver: in the form of actively motile rods. It kills mice and guinea-pigs. **B. al'bus pu'tidus**, a non-pathogenic species from water in filaments made up of motile rods. **b. of allantiasis.** See *Clostridium botulinum*. **B. allantoi'des**, a non-pathogenic form from air. **B. al'lii**, a non-pathogenic form from decaying onions **b. of alope'cia area'ta.** Same as *Bacterium decalvans*. **B. al'vei**, a pathogenic species from bees affected with the disease "foul brood." It is pathogenic for mice and guinea-pigs: it forms slender, motile rods with large spores. **B. aminoph'ilus intestina'lis**, a bacillus found in the cecum and producing histamin. **B. amylobac'ter.** See *Clostridium butyricum*. **B. amyloclas'ticus intestina'lis**, a Gram-positive, spore-forming, facultative anaerobic bacillus, 4 to 6 microns long and 0.9 to 1.2 microns thick, isolated from the intestines It splits starchy foods and is thought to be of significance in diabetes **B. amylov'orus.** Same as *Erwinia amylovora* **B. amylozy'ma**, a species of bacillus from water in Paris occurring in the form of rods 2 to 3 μ long. They ferment sugar and yeast. **B. anaërob'icus alkali'genes.** See *Clostridium tetanoides*. **B. anaërob'icus liquefa'ciens**, a species from the intestine of a yellow fever cadaver **B. annula'tus**, a motile form from river water. **B. antennifor'mis**, a water bacillus in motile rods: not sporiferous. **B. anthra'cis**, a large, non motile, sporogenic, aërobic, Gram-positive bacillus which causes anthrax. Called also *milzbrand b* and the *b. of splenic fever*. **B. anthra'cis simi'lis**, a species resembling *B. anthracis*, but devoid of disease-producing power. **B. anthra'cis symptomat'ici.** See *Clostridium chauvæi*. **B. anthracoi'des**, a species from soil, resembling that of anthrax. **B. aphtho'sus**, a form in short, non-motile rods: causes ulceration of mouth and nose and cutaneous hemorrhages in cattle. **B. a'pium**, a species causing a peculiar disease of bees. **B. aquat'ilis.** See *Pseudomonas aquatilis*. **B. aquat'ilis fluores'cens**, a non-pathogenic form from well-water. **B. aquat'ilis grave'olens**, a non-pathogenic form from well-water. **B. aquat'ilis radia'tus**, a saprophytic species from water. **B. aquat'ilis sulca'tus**, any of five species or forms of bacillus (distinguished as I, II, III, IV, and V) found in the aqueduct water in Vienna. All except IV are actively motile rods; IV is in non-motile rods with motile filaments. **B. arbores'cens.** See *Erythrobacillus arborescens* **B. arbores'cens nonliquefa'ciens**, a saprophytic species from soil. **B. argentophosphores'cens**, a species in three forms (I, II, III), from sea-water, phosphorescent fish and cuttle-fish **B. aromat'icus**, a zymogenic bacillus found on cabbage leaves. **B. arthrit'idis chron'icæ**, a form found in the joints in chronic rheumatism **B. asiat'icus**, an organism causing a disease in Ceylon which is marked by a protracted mild fever. There are two forms of the organism, distinguished as *A* and *B*. **B. ater'rimus**, a species producing black pigment. It is aerobic, motile, and sporulating. **B. auranti'acus**, a species from well-water, forming a yellow pigment. **B. aures'cens**, a water bacillus producing an orange pigment: in motile rods **B. au'reus**, a golden-yellow species from water and from the skin in seborrhea: in straight or slightly curved parallel rods, not actively motile. **B. au'reus fœ'tidus**, a non-motile encapsulated bacillus, 1.4 μ long, 0.7 μ broad, found in a fatal infection of a Filipino. It produces a golden-yellow pigment. **B. avisep'ticus.** See *Pasteurella aviseptica*. **b. "B,"** a pathogenic

species producing a disease in the larvæ of *Lip'aris monach'a*. **B. baccari'nii,** a species causing the disease gummosis in grape-vines. **Bang's b.,** See *Bacterium abortum*. **Barton's b.,** *Bartonel'la bacillifor'mis*. **B. bellonen'sis.** See *Clostridium œdematiens*. **B. beriber'icus,** a species found in persons affected with beriberi: in jointed rods, not unlike those of *B anthra'cis*. **B. bernen'sis,** a species in thick rods, from Emmenthaler cheese. It causes the odor of the cheese. **B. berolinen'sis in'dicus,** a species from water in Berlin, in the form of slender, capsulated rods, occurring singly, in pairs, or in chains. produces an indigo-blue color. **B. bienstock'ii,** a pathogenic species from human feces. **B. bifermen'tans.** See *Clostridium bifermentans* **B. bi'fidus.** See *Lactobacillus bifidus*. **B. bipola'ris bubalisep'ticus,** the species causing barbone. **B. bipola'ris sep'ticus,** a general name for bacilli of the hemorrhagic septicemia group. **b. of black leg.** See *Clostridium chauvœi*. **Boas-Kaufmann b.,** a long, thread-like bacillus found in the stomach in carcinoma of that organ. **Boas-Oppler b.** See *Lactobacillus bulgaricus*. **B. boöcop'ricus,** a zymogenic species from cow-dung. **Bordet's b., Bordet-Gengou's b.** See *Hemophilus pertussis*. **bottle b.,** an organism, resembling a yeast, regarded as the cause of dry pityriasis capitis. **B. botuli'nus.** See *Clostridium botulinum* **b. of Bovet,** a pathogenic species from the intestine of a woman who died of choleraic enteritis. **B. bo'vis morbif'icans.** See *Bacterium enteritidis*. **B. bovisep'ticus.** See *Pasteurella boviseptica*. **B. bras'sicæ,** a non-pathogenic filamentous species from an infusion of cabbage leaves. **B. bremen'sis fe'bris gas'trica,** a new bacillus derived from cases of a disease with characteristic typhoid symptoms, but in which the Widal reaction could not be obtained. **B. breslavien'sis,** a species that caused an epidemic of enteritis, and was probably derived from diseased meat. **B. bre'vis,** a pathogenic species from sewage in Berlin in the form of non-motile rods 0.25 μ long. **Brieger's b.** Same as *B. cavici'dus*. **B. bronchica'nis,** a bacillus believed to be the causative agent in canine distempter. **B. bronchisep'ticus.** See *Bacterium bronchisepticum*. **B. bronchiti'dis pu'tridæ,** the bacillus of putrid bronchitis; a form in motile rods **B. brun'neus,** a non-pathogenic species from water, in small, non-motile, sporiferous rods. **B. bucca'lis.** See *Leptotrichia buccalis*. **B. bucca'lis max'imus,** a saprophytic species from the mouth. in rods 2 to 10 μ long and 1 μ broad. **B. bucca'lis minu'tus,** a species from saliva. in rods 0.5 to 1 μ long and slightly less in breadth. **b. of buffalo plague,** a variety of *Bacillus boviseptic us*, producing a fatal disease in Asiatic buffalo and other animals. **B. bulga'ricus.** See *Lactobacillus bulgaricus*. **B. bütsch'lii,** a large bacillus found in the intestine of cockroaches. It is characterized by the fact that it forms two endogenous spores. **butter b.** See *Mycobacterium butyricum*. **buttersauer b.** See *Clostridium butyricum*. **B. butyl'icus,** a zymogenic species found on cereals. **B. butyr'icus.** See *Clostridium butyricum* **b. "C,"** a species found on hailstones, and producing a reddish-yellow color. **B. cadav'eris,** a pathogenic kind from the cadaver after yellow fever. **B. cæru'leus,** a saprophytic bacillus from water. **B. cærulifa'ciens,** a species from the conjunctival secretion of granular conjunctivitis **Calmette-Guérin b.,** a strain of tubercle bacillus deprived of its virulence by a series of cultures in glycerinated ox-gall: used for prophylactic vaccination of young infants. **B. campes'tris.** See *Pseudomonas campestris*. **B. cana'lis capsula'tus,** a pathogenic species from sewer water: an encapsulated and non-motile type. **B. cana'lis par'vus,** a pathogenic species from sewer water in non-motile rods. **B. can'dicans,** a non-pathogenic species from the soil and from water: in motile rods, not sporiferous. **b. of Canestri'ni,** a pathogenic species from diseased bees. **B. capsula'tus.** See *Bacterium capsulatum*. **B. capsula'tus muco'sus,** a pathogenic species from the nasal secretions in influenza. **B. capsula'tus sep'ticus,** a form resembling *B. pneumoniæ* from rag-sorters' disease and other anthrax-like affections. **B. capsula'tus smith'ii,** a saprophytic species from the intestines of pigs. **B. carabifor'mis,** a non-pathogenic species, in highly motile rods, from the stomach of a meat-fed dog. **B. carbo'nis.** See *Clostridium chauvœi*. **B. carnic'olor,** a species from water, producing a flesh-colored pigment. **B. carota'rum,** a non-pathogenic species from boiled carrots and beets. **B. carotov'orus.** See *Erwinia carotovora*. **B. caten'ula,** a non-pathogenic species from cheese. **catgut b.,** a species from catgut, believed to be derived from the grass eaten by sheep. **B. caucas'icus.** See *Lactobacillus caucasicus*. **B. cauliv'orus,** a species producing a disease in potatoes. **B. ca'viæ fortu'itus,** a non-pathogenic form from guinea-pigs inoculated with yellow fever. **B. ca'viæ sep'ticus.** See *Bacterium bronchisepticum*. **B. cavici'dus,** a pathogenic form from human feces, very deadly to guinea-pigs: seen in small short rods. **B. cavici'dus havanien'sis,** a pathogenic species from the intestine of a yellow-fever patient. **b. of Cazal and Vaillard,** a pathogenic species from cheesy nodules in the pancreas and peritoneum. **B. cellulo'sæ dissol'vens,** a strictly anaërobic sporogenic organism isolated from the human intestinal canal; it dissolves cellulose, but does not ferment any carbohydrate. **B. ce'reus,** a water microbe, in motile rods sporiferous. **B. ceylonen'sis,** a species found in certain cases of tropical fever **B. chauvæ'i.** See *Clostridium chauvœi*. **B. chlorhy'drici,** a small, slender, motile bacillus found in the stomach in chlorhydria and hyperchlorhydria. **B. chlori'nus,** a non-pathogenic form from decaying vegetable matter. **B. chol'eræ an'atum,** a species producing a disease like chicken cholera in ducks. **B. chol'eræ asiat'icæ** (Koch, 1884). See *Vibrio cholerœ*. **B. chol'eræ a'vium.** See *Pasteurella aviseptica*. **B. chol'eræ columba'rum,** a species producing a disease like chicken cholera in doves. Pathogenic for rabbits and guinea-pigs, but not for chickens. **B. chol'eræ gallina'rum.** See *Pasteurella aviseptica*. **B. chol'eræ su'is.** See *Bacterium cholerœ suis* **B. choleroi'des,** a micro-organism of drinking-water closely resembling the spirillum of epidemic cholera **B. cholog'enus,** a pathogenic species from angiocholitis, renal abscess, and purulent meningitis. **B. chovæ'i.** See *Clostridium chauvœi*. **B. chromoaromat'icus,** a pathogenic, yellow, odorous species from the carcass of a diseased dog or hog. in motile rods. **b. of chyluria,** a species found in chylous urine, and thought to be pathogenic of chyluria. **B. cinc'tus,** a zymogenic species from soil. **B. cir'culans,** a zymogenic species from water, in rods 2 to 5 μ long and 1 μ broad **B. circumscrip'tus,** a species from the normal conjunctiva, producing orange-yellow cultures. **B. cit'reus,** a short, motile bacillus from the skin in seborrhea. Produces a yellow pigment. **B. cit'reus cadav'eris,** a non-toxic and non-pathogenic form from dead bodies, forming rows of non-motile rods and producing a yellow pigment and an odor of hydrogen sulphid. **Class's b.,** *Diplococcus scarlatinæ*. **B. clava'tus.** See *Corynebacterium hoffmanii*. **B. clavifor'mis,** a pathogenic form from fermenting casein. **B. cloa'cæ,** a non-pathogenic bacillus from sewage **B. cochlea'rius.** See *Clostridium cochlearium*. **B. co'li colorab'ilis,** a pathogenic form from cholelithiasis and yellow fever. **B. co'li commu'nis.** See *Bacterium coli communis*. **B. co'li concen'tricus,** a pathogenic species from the alimentary canal in yellow-fever cases. **B. co'li dysenter'icus,** a form of *B. coli* found in dysentery. **B. co'li icteroi'des,** a pathogenic



B. acidi lactici, × 800



B. ægyptiacum (Koch-Weeks bacillus), × 1000



B. aerogenes capsulatus, × 1000

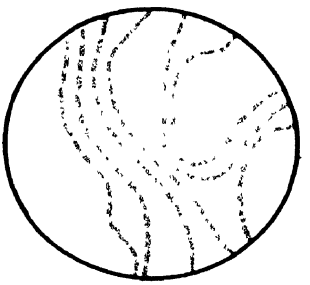

B anthracis, × 1000

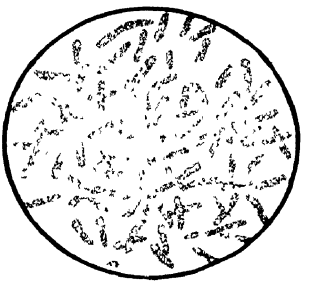

B botulinus, × 1000

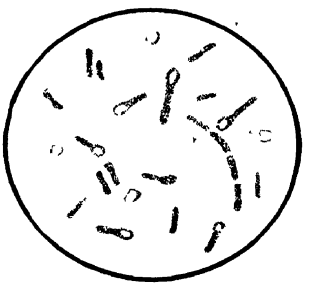

B Chauvæi (b. of symptomatic anthrax), × 1000.



B. coli × 500.



B, comma, × 1000, I, ordinary form, II, flagellate form.



B diphtheriæ, × 1000.



B. icteroides, × 1000.



B. hæmorrhagicus, × 1000.



B. duplex (diplococcus of Morax and Axenfeld), × 1000



B influenzæ in nasal secretion, × 1000



B. lepræ, × 1000.



B mallei, × 800.

species from a yellow-fever corpse. **B. co'li immob'ilis**, a non-motile form of *B. coli communis*, seen in fresh cultures. **B. co'li sim'ilis**, a non-pathogenic species from the human liver after death, in the form of rods 1 to 3 μ long and 4 to 5 μ broad. **B. colomben'sis.** Same as *Bacterium columbense*. **b. of Colomiatti.** See *Corynebacterium xerosis*. **comma-b.** See *Vibrio choleræ* **B. conjunctivit'idis**, a small, non-motile bacillus, 1 μ long, causing acute epidemic conjunctivitis. **B. conjunctivit'idis subtilifor'mis**, a bacillus resembling *B. subtilis*, isolated from cases of conjunctivitis. **B. constric'tus**, a motile bacillus from hydrant water, producing a yellow pigment. **B. copro'genes fœt'idus**, a bacillus from intestines of pigs with hog-cholera: not motile. **B. copro'genes par'vus, B. pseudomurisep'ticus**, a pathogenic and non-motile bacillus from human feces. **B. coralli'nus**, a species from dust of air, producing coral-red pigment. **B. cortica'lis**, a zymogenic species from decoction of pine-bark. **B. cras'sus**, a thick Gram-positive organism found in cases of ulcus vulvæ acutum. **B. cras'sus sputig'enes**, a pathogenic form from human sputum and oral secretions, in thick, short rods, often curved like a sausage. **B. cunea'tus**, a pathogenic species from the blood and viscera of animals dead of sepsis. **B. cunic'uli pneumon'icus**, a species resembling *B. choleræ gallinarum:* causes pneumonia and pleurisy in rabbits and guinea-pigs. **B. cunic'uli sep'ticus**, a species causing in rabbits a disease marked by edema, septicemia, and inflammation of serous membranes. **B. cuniculici'da.** See *Bacterium cuniculicida*. **B. cuniculici'dus immo'bilis**, a bacillus like *B. choleræ gallinarum:* pathogenic for rabbits, but only slightly so for guinea-pigs and doves. **B. cuniculici'dus mo'bilis**, a pathogenic bacillus from the peritoneal exudate of a dead rabbit. **B. cuniculici'dus thermoph'ilus**, a bacillus resembling *B choleræ gallinarum*. pathogenic for rabbits and guinea-pigs. It grows only above 18° C. **B. cuticula'ris**, a species from water, producing a yellow pigment in form of rods 2 to 3 μ long and 0.3 to 0.5 μ broad. **B. cuticula'ris al'ba**, a saprophytic species from water **B. cyaneophosphores'cens**, a phosphorescent species from Australian seas. **B. cyanog'enus.** See *Pseudomonas cyanogenes*. **B. cystifor'mis**, a non-pathogenic form from the urine of patients with cystitis. in minute sporiferous and highly motile rods. **Czaplewski's b.**, a bacillus isolated from the sputum of whooping-cough, it stains deeply at the poles, and is known as *pole bacterium*. **b. "D,"** a saprophytic species from hailstones. **b. of Dantec**, a chromogenic species (red), producing the red color in salted codfish. **Danysz's b.** See *Bacterium Danysz*. **B. delicat'ulus**, a zymogenic species from sewage. **b. of Demme**, a pathogenic species from blood in erythema nodosum. **B. dendrit'icus**, a saprophytic species from water, colonies have a dendritic, or tree-like, appearance. **B. denitrif'icans**, organisms that reduce nitrates to nitrites and ammonia. Type I is an obligate anaerobe and Type II is a facultative anaerobe **B. denta'lis vir'idans**, a pathogenic variety from carious teeth, in single or paired rods, slightly curved. **B. desidio'sus**, a water bacillus, in motile rods. it is sporiferous and produces a yellow pigment. **B. devo'rans**, a non-pathogenic form from the soil and spring-water: in actively motile, jointed rods. **B. diffu'sus**, a non-pathogenic form from soil, in single or paired motile rods or in long filaments. **B. diphthe'riæ** (Klebs, 1883; Loffler, 1884). See *Corynebacterium diphtheriæ*. **B. diphthe'riæ a'vium**, a disease causing a peculiar disease of birds in Tunis. **B. diphthe'riæ columba'rum**, the microbe of the diphtheria of pigeons: seen in heaps or masses of short rods. **B. diphthe'riæ cunic'uli**, a bacillus with rounded ends, 3 to 4 μ long: causes a necrosis of intestinal mucous membrane in rabbits. **B. diphthe'riæ spu'rius**, a form closely resembling *B. diphtheriæ;* from the healthy and diseased larynx, in immotile rods: not pathogenic. **B. diphthe'riæ vitulo'rum.** See *B. necrophorus*. **B. distor'tus**, a form from milk and cheese. **B. döderlein'i**, the normal non-pathogenic bacillus of the vagina. **B. du'bries pneumo'niæ**, a pathogenic form from the sputum of pneumonia. **Ducrey's b.** See *Hemophilus of Ducrey*. **B. du'plex.** See *Hemophilus of Morax-Axenfeld*. **B. dysente'riæ, B. dysente'riæ liquefa'ciens.** See *Bacterium dysenteriæ*. **B. dysente'riæ vitulo'rum**, a species producing fatal dysentery in calves. **B. dysenter'icus, B. dyso'des**, a form which causes the souring and spoiling of bread. in rods with filaments. **Eberth's b.** See *Bacterium typhosum*. **B. e'gens**, a bacillus resembling Clostridium aerogenes capsulatus, but culturally distinct from it, derived from a fatal case of gas gangrene. **B. ellenbachien'sis**, a bacillus of the soil having the power of fixing free nitrogen. **B. emphysemato'sus**, a pathogenic bacillus from pneumothorax and a gaseous ulcer in man. Produces inflammation in guinea-pigs and forms a gas. **B. endocardit'idis capsula'tus**, a pathogenic form from the viscera of cadavers of subjects affected with endocarditis; also from heart thrombi and various infarcts. It occurs in oval rods, often encapsulated, single or in pairs, also in curved filaments. **B. endocardit'idis gris'eus**, a pathogenic form from the heart in ulcerative endocarditis: in short, motile rods. **B. enterit'idis.** See *Bacterium enteritidis*. **B. enterit'idis muco'sus**, a species which caused an epidemic of toxemia with depression. **B. enterit'idis sporo'genes**, probably a mixture of Clostridium aerogenes capsulatum and Clostridium sporogenes. **B. entomotox'icon**, a pathogenic species producing disease in squash-bugs. **B. epiderm'idis**, a species from the spaces between the toes, etc. in sporiferous rods; probably not pathogenic. **B. epilep'ticus**, a bacillus found in the cecum to which has been attributed the causation of epilepsy (C. A. L. Reed, 1910). **B. e'qui intestina'lis**, a species resembling *B. coli* from the intestine of a horse. **B. equisep'ticus**, the bacillus causing influenza in horses. **B. ero'diens**, a species used in tanning leather **B. erysipel'atos lep'oris**, a form from the erysipelas of the rabbit. **B. erysipel'atos su'is**, a pathogenic form from the erysipelas of swine. **b. of erythema nodosum**, a pathogenic form occurring in the graver cases of erythema nodosum and in other lesions of the skin: in rods, often grouped. **B. erythros'porus**, a non-pathogenic microbe from decaying albuminous fluids and from water seen in motile rods, producing short filaments, reddish spores, and a greenish-yellow pigment. **B. erzind'jan.** See *Bacterium paratyphosum*. **B. esterif'icans**, a spore-forming species which in certain media develops the odor of fresh apples. **B. esthace'ticus**, a bacillus that decomposes glycerin into acetic acid and alcohol. **B. esthacetosuccin'icus**, a species that decomposes mannite and dulcite into acetic and succinic acids. **B. ethace'ticus**, a zymogenic species from sheep-dung. **B. exanthemat'icus**, a pathogenic bacillus from a hemorrhagic infection with brown discoloration of the skin. **b. ex pneumo-enterit'ide su'is.** See *Bacterium cholera suis*. **B. ex'ilis**, a species found in the stools of children. **b. "F,"** a bacillus obtained from the blood of a case of epidemic diarrhea. It is a short coccobacillus, highly motile and flagellated. **B. faculta'tus**, a species from non-malignant mycosis of the pharynx. **B. fæca'lis alcalig'enes.** See *Bacterium fecalis alcaligenes* **B. fal'lax.** See *Clostridium fallax*. **B. fe'lis sep'ticus**, a pathogenic species from cats' sputum. **b. of Feseri.** See *Clostridium chauvæi*. **b. of Fick.** See *Proteus vulgaris*. **B. fig'urans**, a saprophytic form from air and water. **filamentary b.** See *Lactobacillus bulgaricus*. **B.**

filamento'sus, a fungus causing a lesion similar to that of actinomycosis. It was found on a cutaneous nodule behind the ear, and appears as yellow or reddish grains. **B. filifor'mis.** See *B. necrophorus.* **Finkler-Prior b.** See *Vibrio proteus.* **b. of Fiocca,** a pathogenic form from the saliva of cats and dogs. **B. fitzia'nus,** a saprophytic form from infusions of hay: turns glycerin into alcohol, etc. **B. flaves'cens,** a water microbe, not motile and not sporiferous: it produces a yellowish pigment **B. flavocoria'ceus,** found in water produces a yellow pigment. **b. of Flexner.** 1 See *Bacterium dysenteriæ.* 2. The pathogenic agent of poliomyelitis. **B. fluores'cens.** See *Pseudomonas fluorescens.* **B. fœt'idus,** a pathogenic species from cowdung, cheese, and from the sweat of the feet: motile, rod-like forms, the cultures have a highly unpleasant odor. **B. fœt'idus ozæ'næ.** Same as *Micrococcus lœwenbergii.* **b. of fowl typhoid.** See *Bacterium sanguinarium.* **B. freudenrei'chii,** a species from the air and from abscesses it decomposes urea. **B. friedenbergen'sis,** a pathogenic species from sausage, liver, and flesh of horses causes gastro-enteritis. **Friedländer's b.** (1883). See *Bacterium mucosum capsulatum.* **B. ful'vus,** a species from hydrant water it forms a yellowish pigment and occurs in roundish, immotile rods **B. fus'cus,** a species from water, forming a brown or yellow pigment in curved or straight, non-motile rods. **B. fus'cus limba'tus,** a non-pathogenic form from rotten eggs, in short, motile rods **B. fusifor'mis,** a long, slender, flagellate bacillus, with pointed ends, which is found along with spirilla in Vincent's angina. This organism is now regarded as one of the causative organisms of Vincent's angina. **B. gallina'rum.** See *Pasteurella avisepticа.* **B. gangræ'næ seni'lis,** a pathogenic microbe, in non-motile rods, from the blood and fluids in cases of senile gangrene. **Gärtner's b.** See *Bacterium enteritidis.* **gas b.** See *Clostridium aerogenes capsulatum* **B. gasofor'mans,** a gas-forming microbe from water, in small, motile rods **B. gastromyco'sis o'vis,** the bacillus of braxy in sheep **B. gastroph'ilus.** See *Lactobacillus bulgaricus.* **B. gayto'ni,** a pathogenic species producing disease in honeybees **B. genicula'tus,** a non-pathogenic bacillus from the stomach. **Ghon-Sach's b.** See *Clostridium septique.* **B. gingi'væ pyo'genes,** a pathogenic species from a foul mouth and from decaying tooth-pulp **B. gingivit'idis,** a bacillus found in scurvy produces edematous abscesses in guinea-pigs and rabbits. **B. glau'cus,** a form from water, in slender, non-motile rods. **B. glischrog'enes,** an oval, motile bacillus, 0.6 to 1.2 μ long, from viscid urine. It is pyogenic, renders urine, milk, and saliva viscid, and produces an odorless gas **Gohn-Sachs' b.** See *Clostridium septique* **B. gra'cilis,** a non-pathogenic species from water. **B. granulobac'ter pectinov'orum,** an organism which ferments starch with the production of acetone and butyl alcohol **grass b.** See *Mycobacterium.* **B. grave'olens,** a non-pathogenic form from between the toes **Grawitz's b.,** a small, non-motile species from acne contagiosa of horses. **b. of green diarrhea,** a form in small, motile rods, from the stools of children with green diarrhea: injected, it will reproduce the same disease, together with urobilinuria. **b. of green pus.** See *Pseudomonas pyocyanea.* **b. of grouse disease,** a non-motile, rounded species, from the lungs of grouse with septicemic disease. Pathogenic for mice, guinea-pigs, and birds. **b. of Guadeloupe cattle-farcy,** a pathogenic species from the pus of a local specific contagion of domestic animals. **b. of Guillebeau,** a zymogenic and pathogenic species from ropy milk and inflamed udders of cows. **B. gummo'sus,** a bacillus which converts canesugar, with the formation of mannite, glucose, and fatty acids. **B. hæmorrhag'icus nephrit'idis,** a pathogenic species from hemorrhagic nephritis. **B. hæmorrhag'icus sep'ticus,** a species from hemorrhagic sepsis in man fatal for mice and rabbits **B. hansen'ii,** a species from air and water, producing a yellow pigment. **B. havanien'sis.** See *Erythrobacillus havaniensis.* **B. havanien'sis liquefa'ciens,** a species isolated from the skin, producing a blood-red pigment. **Havelburg's b.,** a pathogenic bacillus found in the stomach and intestines of yellow-fever patients. Its specificity for yellow fever is undetermined **hay b.,** the *Bacillus subtilis* easily obtained from infusions of hay. **B. heminecrobioph'ilus,** a pathogenic form from cheesy lymph-glands in variously shaped, somewhat motile rods. **b. of hemorrhagic infection,** a pathogenic form from the blood and pustules of children dying with a hemorrhagic infection: seen in non-motile rods **B. hepat'icus fortu'itus,** a saprophytic species isolated from the liver in a fatal case of yellow fever **B. hes'sii,** a species that converts milk and bouillon into a mucilaginous substance **B. hirsu'tus,** a large species from the normal conjunctiva In puncture cultures it shows bristling projections radiating from the puncture, whence its name **B. histolyt'icus.** See *Clostridium histolyticum* **Hoffmann-Löffler b.** See *Corynebacterium hoffmanni* **b. of hog-cholera.** See *Bacterium choleræ suis.* **b. of hog-erysipelas.** See *Erysipelothrix erysipelatos suis* **B. hom'inis capsula'tus,** a pathogenic species from the corpse of a rag-picker. **B. huep'pei,** a bacillus from milk and butter, which forms butyric acid from milk-sugar **B. hyacin'thi,** a species causing disease of the leaves of hyacinths **B. hyacin'thi sep'ticus.** See *Fracinia hyacinthi.* **B. hyal'inus,** a species from water which reduces nitrates to nitrites. **B. hydroph'ilus fus'cus,** a species found in water, producing septicemia in mice, rabbits, dogs, fish, and frogs **B. ianthi'nus,** a species from water, motile and not sporiferous it produces a dark violet pigment **B. ichthyis'mi,** an anaerobic organism isolated from fish which had caused poisoning **B. icterog'enes capsula'tus,** the *B. pneumoniæ* found in the spleen in jaundice **B. icteroi'des.** See *Bacterium icteroides* **B. implex'us,** a saprophytic species from water **B. inca'nus,** a saprophytic form from marsh-water. **B. in'dicans,** a short, capsulated rod form which produces indigo by fermentation with the glucosid indican, but in suitable cultures assumes an orange, cinnabar, or even a red tint **B. in'dicus,** a pathogenic form from the stomach of an Asiatic monkey, in short, highly motile rods **B. indigof'erus,** a form from water, producing a blue pigment **B. indigog'enes,** a pathogenic species from the macerated leaves of indigo plants It causes the fermentation which produces indigo in motile rods, often forming chains within an envelope. **B. infan'tilis,** a saprophytic bacillus found by Herter in the intestines of cases of infantilism **b. of infectious abortion.** See *Bacterium abortum.* **B. infla'tus** occurs as an intruder in various cultures: in motile rods and filaments. **B. influen'zæ.** See *Hemophilus influenzæ* **B. influen'zæ mo'tilis,** a motile organism discovered by Plasencia in 1918 in cases of influenza in Havana It produces influenzal symptoms when injected into monkeys. **B. influen'zæ sim'ilis,** a small, non-motile species from a case of rectal ulcer with secondary liver infection **b. of inoculation tetanus,** a pathogenic form from the wounds of inoculation tetanus. **B. intesti'nus mo'tilis,** a saprophytic variety from the intestine of yellow-fever cadavers. **B. inunc'tus,** a saprophytic form from marsh-water. **B. irides'cens,** a micro-organism often found in drinking-water. **b. of Jeffries,** a saprophytic species from alvine discharges of summer diarrhea. **b. of jequirity ophthalmia,** a saprophytic form from jequirity ophthalmia: in

motile rods. **b. of Johnes,** the bacillus causing chronic dysentery in cattle. **Karlinski's nasal secretion b.,** a short, plump bacillus with pointed ends, found in the nasal secretion of a Mohammedan. **b. of Kartulis,** a variety from the conjunctiva in Egyptian catarrhal conjunctivitis **Kedrowski's b.,** a streptothrix isolated by Kedrowski from cases of leprosy and considered by him to be a variation form of the *mycobacterium of leprosy.* **Kitasato's b.** See *B pestis bubonicæ.* **Klebs-Löffler b.** See *Corynebacterium diphtheriæ.* **Koch's b.** See *Mycobacterium tuberculosis.* **Koch-Weeks' b.** See *Hemophilus of Koch-Weeks* **Koplik's b.,** a bacillus from the sputum in whooping-cough, believed, but not yet proved, to be the organism of that disease. **Koubasoff's b.,** a pathogenic form from carcinoma of the stomach. **Kutscher's b.,** a pathogenic bacillus resembling the glanders bacillus, found in the nasal discharges of horses. **B. lac'mus,** a species from water, affording a blue pigment. **B. lactic'olus fribergen'sis,** a species resembling *Mycobacterium tuberculosis,* found in nodules in the liver produced by injecting butter. causes tuberculous lesion in rats, guinea-pigs, and rabbits. **B. lac'ticus, lactic-acid b.** Same as *Bacterium acidi lactici.* **B. lactimor'bi,** a bacillus causing the disease "trembles" in animals, and milk sickness of man. It is an aerobic, spore-forming species, smaller than the anthrax bacillus. **B. lac'tis aërog'enes.** See *Bacterium aerogenes.* **B. lac'tis al'bus,** a microbe from milk, in which it causes active peptonization· it occurs in motile rods and long filaments. **B. lac'tis cyanogenes.** See *Pseudomonas cyanogenes.* **B. lac'tis erythrog'enes,** a bacillus of red milk and of children's feces, forming oscillating rods. It produces a yellow pigment **B. lac'tis pep'tonans,** a zymogenic form from pasteurized milk. **B. lac'tis pituito'si,** a form from ropy milk· in curved rods or in cocci. **B. lac'tis sapona'cei,** a zymogenic species from soapy milk. **B. lac'tis visco'si,** a non-pathogenic form from ropy milk. **B. lactopropylbutyr'icus,** a bacillus sometimes found in milk. **B. lactorubefa'ciens,** a bacillus which causes milk to become red and slimy **B. lacuna'tus.** See *Hemophilus of Morax-Axenfeld.* **B. lar'væ,** the cause of American foul brood in bees **Laser's b.,** a pathogenic form from diseased mice **B. lateri'ceus,** a species from water, producing a brick-red pigment in short, non-motile rods, often united into filaments **B. lepisep'ticus.** Same as *Pasturella cuniculicida* **B. lep'oris letha'lis,** a pathogenic form from the intestines of yellow-fever cadavers **B. lep'ræ.** See *Mycobacterium lepræ.* (See Plate) **Lesage's b.,** a pathogenic form from the green, alvine discharges of infants **B. letha'lis,** a pathogenic form reported from the spleen and lungs of patients dying of septicemia. **Letzerich's b.,** a pathogenic form from the urine in nephritis. **B. leucæ'miæ ca'nis,** a pathogenic species from dogs dead of leukemia. **B. le'vans,** a species derived from fermented dough it changes glucose into acetic and lactic acids, with the formation of hydrogen and carbon dioxid. **b. of lichen ruber,** a species from the lymph of lichen ruber. **B. limba'tus a'cidi lac'tici,** a saprophytic variety from sour milk. **B. limo'sus,** a saprophytic species from sea-water and ooze. **B. lioder'mos,** a microbe which peptonizes the casein of milk. **B. liquefa'ciens,** a non-pathogenic form from water, in short and thick motile rods. **B.** (or **Pneumobacil'lus**) **liquefa'ciens bo'vis,** a pathogenic germ from the contagious pneumonia of cattle. **B. liquefa'ciens commu'nis,** a saprophytic variety from yellow-fever feces. **B. liquefa'ciens mag'nus,** a non-pathogenic form obtained from mice inoculated with garden-soil: in motile rods with filaments and spores. **B. liquefa'ciens par'vus,** a variety in non-motile rods, forming crooked filaments, from animals inoculated with soil. **B. liq'uidus,** a species from water, in motile rods· not sporiferous. **B. litoral'is,** a saprophytic species from sea-weed. **B. liv'idus.** See *Bacterium lividum.* **b. of Loeb,** a species from a case of keratomalacia infantum· pathognomonic for mice and guinea-pigs, but not for rabbits and pigeons· called also *capsule bacillus of Loeb* **Löffler's b.** See *Corynebacterium diphtheriæ.* **B. lubin'skii,** a bacillus resembling *Clostridium tetani.* It causes necrosis, with pus and gas formation, in animals. In cultures it forms gas. **B. lu'cens,** a saprophytic form from water. **Lucet's b.,** a pathogenic form from the dysentery of fowls. **B. lupulipher'da,** a zymogenic species from fermenting hops **Lustgarten's b.,** a bacillus discovered in syphilis, and thought at one time to be the cause of that disease. **B. lu'teus,** a species from carious teeth and from air, producing a yellow pigment **B. lu'teus su'is,** a form from the serous fluids of swine it produces a yellowish-red pigment. **B. lymphangit'idis ulcero'sa,** the bacillus which causes ulcerative lymphangitis or pseudofarcy in horses. **B. lys'æ,** a species from the saliva in rabies. said by some to be pathogenic. **B. maddox'ii,** a species from river water. It decomposes urea **B. ma'idis,** a microbe from maize and from the stools of patients with pellagra: possibly not directly pathogenic, but it affords a pathogenic toxin. It is seen in actively motile rods. **B. mala'riæ,** a form reported from the blood of malarial patients probably pathogenic. **B. mal'lei.** See *Pfeifferella mallei* **B. marsilien'sis,** a pathogenic form from ferrets and pigs with plague **b. of Martinez,** a saprophytic species from the liver in yellow fever **b. of Massol.** See *Lactobacillus bulgaricus* **B. mater'nus,** a large, non-motile bacillus found in sputum, smegma, etc. **B. max'imus bucca'lis,** a large, Gram-positive organism found in the mouth and probably a form of Leptothrix innominata **B. mazun,** the bacillus which causes the lactic-acid fermentation in Armenian mazun. **b. of measles,** a microbe from the blood in cases of measles possibly pathogenic. **b. of meat poisoning.** See *Bacterium enteritidis.* **b. of meconium,** a saprophytic form from meconium **B. megathe'rium,** a species from water, earth, boiled cabbage, etc, in motile rods, often forming chains it produces a brown pigment. **B. melanos'porus,** a species from air producing a black pigment **B. meliten'sis.** See *Bacterium melitensis* **B. melochlo'ros,** a microbe from the dejections of an insect larva found in apples; pathogenic for rabbits **B. membrana'ceus amethysti'nus,** a variety from water: in non-motile rods, variously grouped; it produces a deep violet pigment **B. meningit'idis aërog'enes,** a species found in meningitis: causes meningitis, with pulmonary metastasis, in rabbits. **B. meningit'idis purulen'tæ,** a pathogenic form from the pus of purulent meningitis: in motile rods, developing into long filaments. **B. merismopœdioi'des,** a saprophytic form from sewage and soil **B. mesenter'icus fus'cus, B. mesenter'icus ru'ber, B. mesenter'icus vulga'tus,** non-pathogenic forms from air and various sources the last named acts vigorously upon milk and sugar. **b. of Metchnikoff.** Same as *Vibrio metchnikovii.* **b. of Mil'ler,** a germ from carious teeth, pathogenic· in non-motile rods, straight or variously curved. **B. min'imus.** See *Erysipelothrix erysipelatos-suis.* **B. mirab'ilis.** See *Proteus mirabilis* **B. mollus'ci,** a species from molluscum contagiosum, of doubtful pathogenicity. **b. of Morax-Axenfeld.** See *Hemophilus of Morax-Axenfeld.* **B. morbif'icans bo'vis,** a species from cows with puerperal fever Pathogenic for animals. **Morgan's b.** See *Bacterium morgani* **B. mor'sule,** an organism isolated in an epidemic of meat poisoning and nearly identical with *Bacterium enteritidis.* **B. mortif'erus,** an anaerobic, non-spore-forming bacillus found in a fatal case of hepatic abscess in

man. **Much's b.** See *Mycobacterium tuberculosis*. **B. muco'sus capsula'tus.** See *Bacterium mucosum capsulatum*. **B. multifermen'tans.** See *Clostridium multifermentans*. **B. multifor'mis trichorrhex'idis,** a pathogenic form from hairs affected with trichorrhexis nodosa barbæ. **B. multipediculo'sus,** a saprophytic species from air and water, in long, slender, non-motile rods. **B. muripes'tifer,** a pathogenic species causing a peculiar disease in field-mice. **B. murisep'ticus.** *Erysipelothrix erysipelatos-suis*. **B. murisep'ticus pleomor'phus,** a pathogenic form from uterine discharges of pyemia and from abscesses; in motile rods, cocci, or spirilla of many forms. **B. muscoi'des,** a form from soil, cowdung, old cheese, and from dead mice; probably not pathogenic for man: in somewhat motile rods. **B. muste'læ sep'ticus,** a form in short rods with rounded ends, causing a disease of ferrets. **B. mycoi'des,** a zymogenic species from water, earth, hail, etc.: in motile rods joined to form interlaced filaments **B. mycoi'des ro'seus.** See *Erythrobacillus mycoides roseus*. **B. neapolita'nus,** a pathogenic form from feces, air, etc., and especially from the stools and fluids of cholera patients. **B. necroph'orus,** a pathogenic form causing a large number of diphtheric and necrotic conditions in various animals. Called also *B. diphtheriæ vitulorum* and *B. filiformis*. **B. nephrit'idis interstitia'lis,** a pathogenic bacillus from the urine of children with primary interstitial nephritis: rods of various lengths, frequently forming undulating filaments. **Neumann's b.,** the *B meningitidis purulentæ*. **Nicolaier's b.** (1884). See *Clostridium tetani*. **B. nitrobac'ter.** See *Nitrobacter*. **B. nitrosom'onas.** See *Nitrosomonas*. **Nocard's b.** See *Bacterium psittacosis*. **B. nodo'sus par'vus,** a saprophytic variety from the healthy urethra: in non-motile rods, generally paired. **B. no'mæ,** a pathogenic form from noma small rods, often developing into filaments. **B. No'vyi,** a thick, flagellated Gram-positive anaerobe, one of the important infective organisms of gaseous gangrene. **B. nu'bilus,** a saprophytic species from river water: in rotating rods, single or in chains. **B. ochra'ceus,** a form from river water, in motile rods; it is sporiferous and produces a yellow pigment **B. œdema'tiens.** See *Clostridium edematis*. **B. œdem'atis aëro'bicus,** a pathogenic variety from exudates in guinea-pigs, inoculated with garden soil **B. œdem'atis malig'ni.** See *Clostridium septique*. **B. œdem'atis thermop'ilus,** a pathogenic species from cattle and diseased guinea-pigs. It is very resistant to heat. **Ogata's b.** See *Bacterium dysenteriæ*. **B. o'leæ, B. o'leæ tuberculo'sis.** See *Pseudomonas oleæ*. **B. olera'ceæ.** See *Erwinia oleraceæ*. **B. oligocarboph'ilus.** See *Carboxydomonas oligocarbophila*. **B. oög'enes fluores'cens,** a zymogenic species from rotten eggs it produces a pale green pigment. **B. oög'enes hydrosulphu'ricus,** a zymogenic form from rotten eggs. **B. oölyt'icus,** a bacillus which decomposes egg-albumen and is capable of causing gastric fermentation. **b. of Oppler and Boas.** See *Lactobacillus bulgaricus*. **B. orchit'icus,** a pathogenic bacillus from the nasal secretion of glanders. Injected subcutaneously into guinea-pigs it causes edema and paralysis. Intraperitoneal injections cause swelling of the testicle, with the formation of nodes **B. orthobutyl'icus,** a zymogenic species from fermenting leguminous seeds. **b. of osteomyelitis,** a pathogenic form from cases of osteomyelitis. **B. ova'tus minutis'simus,** a pathogenic form from the skin in seborrhea: in pointed oval rods. **B. ovisep'ticus,** a bacillus causing hemorrhagic septicemia in sheep. **B. oxalat'icus,** a species from air, producing an ochrous pigment. **B. oxyto'cus pernicio'sus,** a pathogenic form in short rods, from stale milk. **B. oza'næ.** See *Bacterium ozænæ*. **B. panif'icans,** a zymogenic species from bread. **B. pantot'rophus.** See *Hydrogenomonas pantotropha*. **paracolon b.** See *Bacterium paracoli*. **B. paradox'us,** a species obtained from cases of acute tropical dysentery. **paradysenteric b.** See *Bacterium paradysenteriæ*. **B. paralu'ticus,** a species isolated from cases of general paralysis and tabes dorsalis, and thought to be the etiologic factor in general paralysis. **B. parasporo'genes.** See *Clostridium parasporogenes*. **paratyphoid b., B. paratypho'sus.** See *Bacterium paratyphosum*. **Park-Williams b.,** a strain of the *Corynebacterium diphtheriæ* used in preparing antitoxin. **B. par'vus ova'tus,** a pathogenic species from one form of swine-plague. in small, immotile, ovoid rods. **B. pasteuria'nus.** See *Clostridium pasteurianus*. **B. peduncula'tus,** a microbe in short, motile rods, from the urine of cystitis: it is pathogenic. **B. peptofa'ciens,** a zymogenic form from milk. **Perez's b.,** an organism supposed to be the causative agent in ozena, and known as *Coccobacillus fœtidus nasi*. **B. perfrin'gens.** See *Clostridium aërogenes capsulatum*. **B. pertus'sis.** See *Hemophilus pertussis*. **B. pes'tifer,** a germ, in motile rods, from air: its cultures have a foul odor. **B. pes'tis bubon'icæ.** See *Pasteurella pestis*. **B. pes'tis ca'viæ.** See *Bacterium pestis caviarum*. **Pfeiffer's b.** See *Hemophilus influenzæ*. **B. phase'oli.** See *Pseudomonas phaseoli*. **B. phasia'ni sep'ticus,** a motile bacillus producing in pheasants a disease marked by somnolence, enteritis, and septicemia. **B. phleg'monis emphysemato'sæ.** See *Clostridium aerogenes capsulatum* **B. phosphores'cens,** a photogenic species from seawater. **B. phosphores'cens gel'idus,** a non-pathogenic form from phosphorescent fish: in small rods, which become ovate masses. **B. phosphores'cens in'dicus,** a photogenic variety from luminous sea-fish and from sea-water; in actively motile rods or filaments **B. phosphores'cens indig'enus,** a photogenic form from sea-water and from herrings in actively motile rods, sometimes connected into filaments **B. phospho'reus,** a photogenic species from seawater and from fishes **B. phylloxerici'dus,** a species destructive to phylloxera found in soil and in manure **B. phytoph'thorus.** See *Erwinia phytophthora*. **B. pigmentoph'agus,** a bacillus which is said to cause the hair to turn gray by devouring the pigment **b. of pink-eye.** See *Hemophilus of Koch-Weeks*. **B. pinna'tus,** a zymogenic species from soil **plague b.** See *Pasteurella pestis*. **Plasoncia's b.** See *B influenzæ motilis*. **B. pleurisep'ticus,** a general name for bacilli of the hemorrhagic septicemia group. **B. plica'tus.** See *Pseudomonas plicata*. **Plotz's b.** See *Fusiformis typhi exanthematici*. **B. plu'ton,** the cause of European foul brood in bees. **B. pneumo'niæ.** See *Bacterium mucosum capsulatum*. **B. pneumo'niæ cavia'rum.** See *Bacterium bronchisepticum* **B. pneumon'icus ag'ilis,** a variety from the vagus pneumonia of rabbits: it has been found in complicated pneumonia of the human subject, and exists in various shapes. **B. pneumon'icus liquefa'ciens,** a short, non-motile bacillus from lungs of cattle which died of contagious pneumonia It is pathogenic for cattle. From the cultures pneumobacillin is produced. **B. pneumosep'ticus,** a pathogenic form from the cadavers of those who have died of septic pneumonia: in short and straight, non-motile rods. **pole b.** Same as *Czapelewski's b.* **B. polymyx'a,** a form which causes fermentation in infusions of potato, lupine, etc.: in actively motile rods, also in long filaments. **B. polypifor'mis,** a non-pathogenic form from cow-dung and from mice inoculated with soil: in somewhat motile rods. **B. por'ri,** a microörganism said to be the specific cause of warts. **b. of potato-rot,** a bacillus producing potato-rot. It splits dextrose into butyric and carbonic acids, and dissolves starch. **b. of Preisz, Preisz-Nocard b.,** a diphtheroid bacillus causing caseous lymphangitis

BACILLUS



B. muriseptícus, × 800.



B. mycoides, × 1000.

BACILLUS

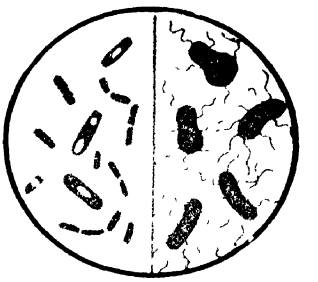

B. œdematis maligni: I, ordinary form (× 1000). II, flagellate form (× 1200).

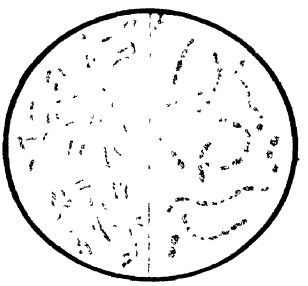

B. pestis *a*, agar culture, *b*, bouillon culture (× 1000).



B pneumoniæ, × 800. Fig. II, as seen in sputum.

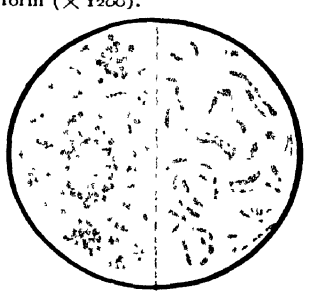

B pseudodiphtheriæ, × 1000.



B. pyocyaneus, × 800.

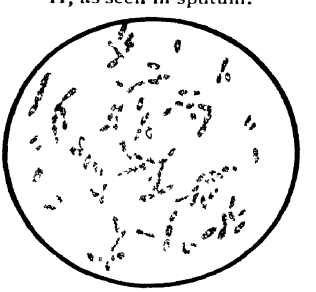

B. septicæmiæ hæmorrhagicæ, × 1000.

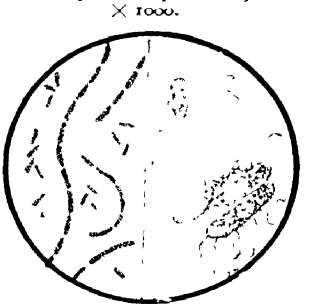

B. subtilis I, × 1000; II, greatly magnified, showing flagella.



B. tetani, × 1000.

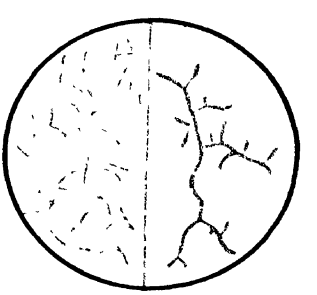

B. tuberculosis, I, × 1000, II, ramified or branching form

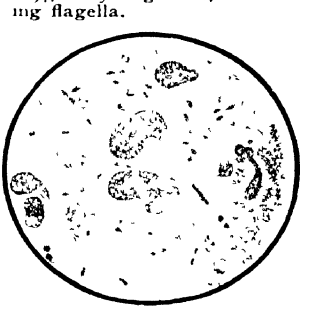

B. tussis convulsivæ in sputum of whooping-cough patient, × 1000



B. typhosus, I, ordinary form (× 1000), II, flagellate form (× 1500).



B suipestifer, × 1000

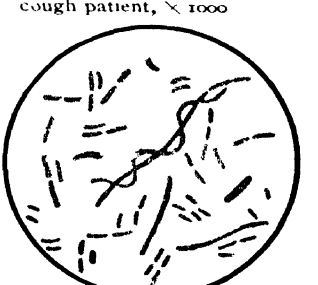

B. Zopfii, × 1000.

in horses, cattle, and sheep. Same as *B. pseudotuberculosis.* **B. prodigio'sus.** Same as *Serratia marcescens.* **B. pro'teus.** See *Proteus vulgaris.* **B. pro'teus fluores'cens.** See *Pseudomonas protea-fluorescens.* **B. pro'teus letha'lis,** a motile, capsulated nodulated bacillus from gangrenous lungs: pathogenic for mice and rabbits. **B. pro'teus sep'ticus,** a pathogenic species from septic gangrene of the colon. It is flexile and motile, in somewhat curved rods of varying length. Cultures give off a fetid odor. **B. pro'teus vulga'ris.** See *Proteus vulgaris.* **B. pro'teus X 10,** an organism at one time thought to cause typhus fever. **B. pseudo-anthra'cis,** a bacillus resembling that of anthrax. **B. pseudobutyr'icus,** a bacillus from milk, turning the latter bitter. **pseudodiphtheria b.** See *Corynebacterium hoffmanni.* **b. of pseudo-edema,** a pathogenic form from mice inoculated with garden-soil. **B. pseudo-influen'zæ,** a pathogenic species from influenza, bronchopneumonia, and purulent otitis media. **B. pseudopneumon'icus,** a pathogenic form from the pus of abscesses, forming cocci or, more rarely, short rods. **b. of pseudorabies,** a slender bacillus from the cerebral fluid of a rabbit that died from inoculations of a rabid wolf: pathogenic. **B. pseudosep'ticus,** a pathogenic form from mice inoculated with feces. **B. pseudotet'ani.** See *Clostridium pseudotetani.* **B. pseudotuberculo'sis,** a pathogenic species from the viscera of a sick horse. It is probably the bacillus that produces pseudotuberculosis **B. pseudotuberculo'sis mu'rium,** a bacillus resembling *Corynebacterium diphtheriæ:* pathogenic for mice and guinea-pigs. **B. pseudotuberculo'sis o'vis,** a species causing a caseous lymphadenitis in sheep and similar infections in the mouse and also in cattle. **B. pseudotuberculo'sis sim'ilis,** a pathogenic bacillus resembling *B. pseudotuberculosis* **B. pseudotypho'sus,** a species resembling *B typhosus,* from water, soil, and the body. **B. psittaco'sis.** See *Bacterium psittacosis.* **B. puerpera'lis,** a pathogenic species from cases of puerperal sepsis. **B. pullo'rum.** See *Bacterium pullorum.* **B. pul'pæ pyo'genes,** a pathogenic germ from gangrenous tooth-pulp in pairs or chains of somewhat pointed rods. **B. puncta'tus,** a saprophytic species from water in actively motile rods **b. of purpu'ra hæmorrhag'ica,** a pathogenic species from hemorrhagic purpura. **B. putrif'icus.** See *Clostridium putrificum.* **B. pyelonephrit'idis bo'vis,** a bacillus causing pyelonephritis in cows. **B. pyocinnaba'reus,** a bacillus from red pus. It is poisonous and produces a red-coloring pigment. **B. pyocya'neus.** See *Pseudomonas pyocyanea.* **B. pyocya'neus fœ'tidus** is derived from pus of an anal abscess: it is a slightly motile form. **B. pyo'genes anaëro'bicus,** a pathogenic species from foul pus of rabbits. **B. pyo'genes bo'vis.** Same as *B. renalis bovis* **B. pyo'genes cloaci'nus,** a bacillus from sewage: produces abscesses and septicemia. **B. pyo'genes cras'sus.** See *Bacterium mucosum capsulatum.* **B. pyo'genes fœ'tidus,** a motile bacillus, 1.5 μ long, from pus of anal abscess: produces septicemia in mice and guinea-pigs. **B. pyo'genes fœ'tidus liquefa'ciens,** a pathogenic species from brain abscess after otitis media. **B. pyo'genes gingi'væ,** a short, rounded bacillus from alveolar abscess and coating of teeth. It is pyogenic and fatal to mice, guinea-pigs, and rabbits. **B. pyo'genes minutis'simus,** a variety from pus. **B. pyo'genes so'li,** a form from rats inoculated with garden-soil. **B. radia'tus,** a non-pathogenic form from exudates of animals inoculated with garden-earth: in motile rods. **B. radicic'ola.** See *Rhizobium radicicola.* **B. radicifor'mis,** a saprophytic form from water. **B. radico'sus,** a saprophytic form from water. Resembling *B. anthracis.* **B. ramo'sus,** a zymogenic form from soil and water: in somewhat motile rods, often forming long chains and filaments. **B. ramo'sus liquefa'ciens,** a saprophytic variety in water and air. **B. ranici'da,** a pathogenic form from water and from frogs dead of septicemia. **rauschbrand b.** See *Clostridium chauvæi.* **Reading b.** See *Clostridium "Reading bacillus."* **Reed's b.** Same as *B. epulepticus* **B. rena'lis bo'vis,** a bacillus resembling *Corynebacterium diphtheriæ.* produces nephritis with cystitis in the ox. **B. reticula'ris,** a saprophytic form from sewage water. **B. rheumatarthrit'idis,** a species from joint effusions in articular rheumatism: not known to be pathogenic. **B. rhini'tis atroph'icus,** a saprophytic species from nasal secretions in atrophic rhinitis. **B. rhinosclero'matis.** See *Bacterium rhinoscleromatis.* **B. rhusiopath'iæ su'is.** See *Erysipelothrix erysipelatos-suis.* **Roger's b.,** a large bacillus found in certain cases of dysentery-like enteritis. **Rosenbach's b.,** the *B. saprogenes.* **B. rubefa'ciens,** a species from water, producing a pale, rosy-pink pigment: in actively motile, jointed rods. **B. rubel'lus,** a species from guinea-pigs inoculated with street dust: it produces a pale-red pigment. **B. ru'ber.** See *Erythrobacillus ruber.* **B. ru'ber in'dicus.** See *B. indicus.* **B. ru'ber kielen'sis,** a variety from water, affording a blood-red pigment. **B. ru'ber ova'tus,** a phytopathogenic form from blighted sorghum. **B. ru'ber sardi'næ,** a species from sardines forms a red pigment. **B. ru'bidus,** a chromogenic species from water, producing a brownish-red pigment. in actively motile rods, often joined into filaments **B. ruden'sis,** a species causing the rusty spots on American cheddar cheese. **B. saccharobutyr'icus,** a zymogenic form from certain kinds of cheese. **B. saccharobutyr'icus immo'bilis.** See *Clostridium aerogenes* **B. saliva'rius sep'ticus.** See *Diplococcus pneumoniæ.* **B. salmonici'dus,** a bacillus producing a contagious disease of salmon, marked by suppuration and hemorrhage **Sanarelli's b.** See *Bacterium icteroides.* **B. sanguina'rium.** See *Bacterium sanguinarium.* **B. san'guinis ty'phi,** a form obtainable from the blood of patients with typhus. **B. sapro'genes,** an organism in three forms (I, II, III), from the sweat of the feet, the pharyngeal follicles, putrescent pus, and gangrenous tissue: pathogenic. **B. sapro'genes vi'ni,** bacillus found in putrefying wine. **B. sarcemphysema'tis bo'vis.** See *Clostridium chauvæi.* **B. satelli'tis,** an organism supposed by some to be the cause of typhoid ulcers of the intestine. **B. savas'tonoi.** See *Pseudomonas oleæ.* **B. sca'ber,** a non-pathogenic form from cheese. **B. scarlati'næ,** a Gram-positive bacillus obtained from the tonsillar exudate in scarlet fever. **b. of scarlet fever,** a form from the throat in anginose scarlatina: not known to be pathogenic. **B. schaf'feri,** a form from cheese and fermenting potato: not pathogenic. **Schaudinn's b.,** the *Treponema pallida.* **b. of Scheurlen,** a non-pathogenic form from cancer and from the healthy mammary gland in motile rods. **b. of Schimmelbusch,** the microorganism of noma of cancrum oris. **Schrön's b.,** an acid-fast bacillus found in tuberculosis. **b. of seborrhea,** a form from the hair and scalp in seborrhea: it produces a brick-red deposit. **B. segmento'sus.** See *Corynebacterium segmentosum.* **b. of senile gangrene,** a pathogenic form from cases of senile gangrene. **B. septicæ'miæ,** a saprophytic form from the blood. **B. septice'miæ hemorrha'gicæ.** See *Pasteurella aviseptica.* **B. sep'ticus acumina'tus,** a pathogenic form from the blood and viscera of an infant after death from septicemia: a slender, non-capsulated coccus. **B. sep'ticus agri'genus,** a pathogenic form from cultivated soil, in long, immotile rods. **B. sep'ticus keratomala'ciæ,** a pathogenic form from various organs after death from sepsis following keratomalacia: in thick, short rods, often in pairs. **B. sep'ticus pu'tidus,** a pathogenic form from the cadaver of cholera. **B. sep'ticus sputi'genus.** See

Diplococcus lanceolatus. **B. sep'ticus ul'ceris gangræno'si,** a pathogenic form from various tissues and fluids of children dead of gangrenous ulcers: in motile, rounded rods or oval cocci. **B. sep'ticus ves'icæ,** a pathogenic form from the urine of cystitis: in motile rods. **B. ses'silis,** a saprophytic form from the blood of neat cattle. **B. shigæ, Shiga's b.** See *Bacterium dysenteriæ*. **B. sim'ilis,** a species from human feces not pathogenic. **B. sim'ilis typhus,** an organism from water resembling *B typhosus:* it is in motile rods, not sporiferous **B. smarag'dinus fœ'tidus,** a pathogenic organism from the nasal discharges of ozena in small, curvate rods. **B. smeg'matis.** See *Myobacterium smegmatis*. **B. solanacea'rum.** See *Erwinea solanacearum*. **B. sol'idus,** a pathogenic species, in actively motile rods, from mice inoculated with garden-soil. **B. solita'rius,** an organism from river water. in motile rods. **B. sor'ghi,** a bacillus causing the spots on sorghum leaves **B. spermig'enes,** a form which is capable of developing spermin in liquid media probably a variety of the tubercle bacillus **B. sphenoi'des.** See *Clostridium sphenoides* **B. spinif'erus,** a species from the skin in seborrhea it forms straight or curved rods. **B. spino'sus,** a motile, non-pathogenic bacillus from fluids of guinea-pigs that died after being inoculated with garden-soil **B. sporo'genes.** See *Clostridium sporogenes*. **B. sputi'genus cras'sus,** a pathogenic bacillus from the coating of the tongue and from sputum. **B. sputi'genus ten'uis,** a pathogenic species from sputum of catarrhal pneumonia and phthisis **Sternberg's b.** *Diplococcus lanceolatus* **B. steut'zeri,** a zymogenic species from the soil **B. stewar'ti.** See *Pseudomonas stewarti*. **B. stolona'tus,** a saprophytic species from water, in motile rods **B. stolonif'erus,** a species in marsh water. **B stria'tus al'bus,** a form from healthy nasal mucus in small, striate rods. **B. stria'tus fla'vus,** a variety from healthy nasal secretions. It produces a sulphur-yellow pigment: seen in small, thick, striated rods. **B. stria'tus vir'idis,** a saprophytic form from the soil **B. subfla'vus,** a microbe from river water, in motile rods: not sporiferous **B. sub'tilis,** a form from air, water, and soil: in motile rods resembling *B. anthracis* **B. sub'tilis sim'ulans,** a saprophytic species in two forms from feces in non-motile rods or in long filaments which break up into rods. **B. sucina'cius,** a small species from conjunctival secretions of a case of granular conjunctivitis **B. suici'dus.** See *Pasteurella suiseptica*. **B. suipes'tifer.** See *Bacterium choleræ suis* **B. su'is,** a species characteristic of hog-cholera, seen as a coccus, developing into rods and filaments. **B. suisep'ticus.** See *Pasteurella suiseptica*. **B. sulphhydro'genus,** a zymogenic form from water evolving H_2S **B. sulphu'reus,** (I) a saprophytic form from urine; (II) a microbe from mud, producing a reddish-brown powder. **B. superficia'lis,** a form from river water: in motile rods **b. of swine erysipelas.** See *Erysipelothrix erysipelatos-suis* **b. of swine-fever.** See *Bacterium choleræ suis*. **b. sycosif'erus fœ'tidus,** a pathogenic species from the beard of patients affected with sycosis **b. of symptomatic anthrax.** See *B. carbonis*. **B. syncy'anus,** a species from water, affording a blue pigment **B. synxan'thus.** See *Pseudomonas synxantha*. **B. syphil'idis,** a species from syphilitic tissues, not certainly known to be pathogenic. it forms slender, and frequently sinuate, rods. **B. tachyc'tonus,** a species from feces of cholera morbus produces septicemia in guinea-pigs and mice. **B. tardig'radus,** a saprophytic species from water: in slow-moving rods. **B. tartar'icus,** a zymogenic species from a fermenting solution of calcium tartrate. **B. ten'uis sputi'genus,** a pathogenic form from sputum. **B. ter'mo.** See *Proteus vulgaris*. **B. termoph'ilus,** a form from the intestine and from sewers: it causes rapid putrefaction, but is not regarded as pathogenic. **B. terri'genus,** a zymogenic species from the soil. **B. ter'tius.** See *Clostridium tertium*. **B. tet'ani.** See *Clostridium tetani*. **B. tetanomor'phus.** See *Clostridium tetanoides*. **B. thalassoph'ilus,** a saprophytic form from sea-weed. **B. thermoph'ilus,** a probably non-pathogenic species from air, soil, water, sewage, feces, and the intestine in non-motile filaments. **B. tholoi'deum,** a pathogenic species from water, sewage, and the intestinal tract. **b. III of von Hibler.** See *Clostridium septique*. **timothy b.** See *Timothy mycobacterium*. **B. tracheiph'ilus.** See *Erwinia tracheiphila*. **B. tremelloi'des,** a species from water it produces a yellow pigment. **B. trem'ulus,** a saprophytic species from vegetable infusions a small, motile, flagellate form. **b. of trichorrhex'is nodo'sa,** a pathogenic species from hair affected with trichorrhexis nodosa. **B. tuberculo'sis** (Koch, 1881). See *Mycobacterium tuberculosis*. **B. tuberculo'sis gallina'rum.** See *Mycobacterium tuberculosis avium* **B. tuberculo'sis pis'cium.** See *Mycobacterium tuberculosis piscium*. **B. tuberig'enus,** a bacillus found in the nodules of roots of plants: believed to aid in the nutrition of the latter **b. tularen'sis.** Same as *Bacterium tularense* **B. tumefa'ciens.** 1 See *Pseudomonas tumefaciens*. 2. An anaerobic, motile, Gram-positive organism found in cases of gas gangrene (W J. Wilson, 1919). **B. tumes'cens,** a species of white cultures are obtained by exposing slices of boiled carrot to the air of a room **B. tus'sis convul'sivæ.** See *Hemophilus pertussis* **B. ty'phi, B. typho'sus.** See *Bacterium typhosum*. **B. ty'phi exanthema'tici.** See *Fusiformis typhi exanthematici*. **B. ty'phi mu'rium.** See *Bacterium typhi murium* **B. tyro'genus,** a motile, sporeless form obtained from cheese **B. ubiq'uitus,** a species from air and water, probably a variety of *B candicans* **B. ul'ceris cancro'si,** the pathogenic bacillus of soft chancre. It is 0.5 to 1.5 μ long and occurs in parallel chains **B. ul'ceris mol'lis.** See *Hemophilus of Ducrey* **B. ul'na,** a non-pathogenic species from the healthy mouth: in straight rods, frequently paired. **B. ure'æ,** a zymogenic species from soil, water, air, feces, urine, etc **B. urocepha'lus,** a form from putrefying animal matters it causes albuminoid fermentation **b. of Utpadel,** a pathogenic species from the small intestine, it forms slowly motile rods, often arranged in twos or threes. **B. vacuolo'sus,** a species isolated from the intestine in fatal cases of yellow fever. **B. vagina'lis,** a saprophytic form from the healthy vagina. **Vallon-Zaber b.** See *Clostridium aerogenes capsulatus* **van Ermengen's b.** See *Clostridium botulinum*. **van Niessen's b.,** a bacillus cultivated by van Niessen from the blood of syphilitic patients. **B. varico'sus conjuncti'væ,** a pathogenic species from the healthy conjunctiva in non-motile rods, the smaller ones frequently varicose **B. vascula'ris,** a saprophytic form from the viscera of a yellow-fever cadaver **B. vascula'rum,** a saprophytic species from cadavers of yellow fever. **veil b.,** a species resembling *Bacterium coli* and *Bacterium aërogenes*, but distinguished from them by growing less abundantly on gelatin. **B. veneno'sus,** a species found in water as motile rods: pathogenic for small animals. **B. venono'sus bre'vis,** a species found in water, in the form of short, thick rods: pathogenic for small animals **B. veneno'sus invisi'bilis,** a species found in water, in the form of slender rods: pathogenic for small animals **B. veneno'sus liquefa'ciens,** a species found in water: produces liquefaction of gelatin and is pathogenic for small animals **B. ventric'uli,** a species isolated from the digestive tracts of dogs: in motile rods, grouped in twos and fours; it peptonizes albumin. **B. vermiculo'sus,** a non-pathogenic species from water: in the form of short chains and long filaments. **b. of verruca**

peruana, Yzquierdo's bacillus; a species from the nodules of Peruvian wart. **B. verticilla'tus,** a zymogenic species from soil. **Vignal's b.** See *Leptotrichia buccalis.* **b. of Vincent's angina.** See *Bacillus fusiformis.* **B. viola'ceus.** See *Pseudomonas violacea.* **B. viola'ceus fla'vus,** a species from the conjunctiva of a case of granular conjunctivitis. **B. viola'ceus lauren'tius,** a variety from water, producing a violet pigment. **B. vi'rens,** a species from water, producing a green pigment. **B. vires'cens,** a nonpathogenic form from green sputum, in motile rods and long filaments. **B. vir'gula,** a bacillus which causes an albuminoid fermentation in casein. **B. vir'idans,** a species from water yielding a green pigment. **B. virides'cens non-liquefa'ciens,** a zymogenic form from the soil. **B. vir'idis,** a species found in a *Polyporus* (fungus) and in water. **B. vir'idis fla'vus,** a form from water, producing a yellow-green pigment. **B. vir'idis palles'cens,** a zymogenic variety from air and water, producing a yellow-green pigment, in motile rods forming filaments. **B. visco'sus.** See *Pseudomonas fluorescens* **B. visco'sus cerevis'iæ,** a zymogenic form from ropy beer and milk. **B. visco'sus lac'tis,** a non-motile bacillus, 1.2 to 1.7 μ long. It renders milk viscid. **B. visco'sus sac'chari,** a zymogenic form from ropy saccharine fluids. **B. visco'sus vi'ni,** a zymogenic form from ropy wine. **B. vitulo'rum,** a pathogenic form from the diphtheria of calves. **B. vulga'ris.** See *Proteus vulgaris* **Week's b.** See *Hemophilus of Koch-Weeks.* **Weigmann's b.,** a zymogenic species from bitter milk **Weil-Felix b.,** a bacillus of the proteus group isolated from the urine and feces of typhus patients **Welch's b.** See *Clostridium aerogenes capsulatum.* **white b.,** a saprophytic bacillus from water. **wurzel b.** See *Bacillus radiosus.* **b. "X,"** a pathogenic species from yellow-fever cadavers. **B. xantho'genus.** See *Pseudomonas synxantha* **B. xero'sis.** See *Corynebacterium xerosis.* **B. xylinus.** See *Acetobacter xylinum.* **b. "Y,"** a form found in dysentery and varying somewhat from *B dysenteriæ.* **yellow b.,** a saprophytic form from water. **Yersin's b.** See *Pasteurella pestis.* **Yzquierdo's b.,** a bacillus which is the probable cause of verruca peruana, or Carrion's disease. **B. ze'æ,** a species which causes a bacterial disease of Indian corn **B. zen'keri, B. zop'fii.** See *Zopfius.* **zur-Nedden's b.,** a Gram-negative bacillus seen in ulceration of the cornea. **B. zurnia'nus,** a non-pathogenic form from water.

back (bak). The posterior part of the trunk from the neck to the pelvis. **bent b.** See *camptocormia.* **bicycle b.,** the rounded spine and humped shoulders of cyclers **functional b.,** a condition of fatigue and defective balance marked by more or less continuous lumbar pain **old man's b.,** a peculiar spinal or dorsal curvature due to paralysis of the dorsal extensors; paralytic kyphosis. **poker b.,** spondylitis deformans **static b.,** any back trouble due to overstrain, improper position, slight injury, etc **trench b.,** a condition of pain and rigidity in the dorsolumbar region due to injury in the trenches.

back-cross. The mating of an F_1 with one of its parents.

backerin (bak'er-in) [named for *de Backer*]. A preparation of yeast for injection: phagocytic.

backing (bak'ing). In dentistry, a piece of platinum or gold which backs up a mineral tooth.

back-pressure. The pressure caused by the damming back of the blood in a heart chamber, due to a damaged heart valve: believed to be a factor in causing cardiac dilatation.

back-raking (bak-ra'king). Extraction of impacted feces from the rectum of an animal.

back-stroke. See under *stroke.*

back-up. The distance through which a high voltage current will pass in the atmosphere.

$BaCl_2$. Barium chlorid.

bacony (ba'kun-e). Resembling bacon; streaked with fat, like bacon.

bacteremia (bak-ter-e'me-ah). Bacteriemia.

bacteria (bak-te're-ah), pl. of *bacterium* [L.]. 1. The plural of bacterium. 2. In general, the Schizomyces or fission fungi and especially the Actinomycetales, with eight genera, and the Eubacteriales, with thirty genera. They are minute, one-celled organisms which multiply by dividing in one, two, or three directions of space and have no chlorophil **acid-fast b.,** bacteria which retain aniline stains so tenaciously that they are not decolorized by 5 per cent. mineral acids. **amotile b.,** bacteria which are incapable of motion, as the bacilli of anthrax. **animalized b.,** bacteria that have been cultivated in the animal body or upon animal albumins, such as blood-serum, milk, etc. Such cultivation increases the virulence of the bacteria. **chromo-b., chromogenic b.,** bacteria which produce pigment. **denitrifying b.,** bacteria that are able to reduce nitrates and nitrites to gaseous ammonia. **infectious b.,** pathogenic bacteria producing specific infection. **mantle b.** See *Chlamydozoa.* **mesophilic b.,** bacteria whose optimum temperature for growth lies between 15° and 40° C. **nitrifying b.** See *nitrobacteria* **parasitic b.,** bacteria which multiply in the body or which are dependent on a living host for their nutrition. **pathogenic b.,** bacteria which cause disease. **psychrophilic b.,** bacteria whose optimum temperature for growth is at or near 0° C. **saprophytic b.,** bacteria which live in decaying organic matter and cannot multiply in the human body. **sulphur b.,** bacteria which obtain their energy from the oxidation of hydrogen sulphid to free sulphur or even to sulphuric acid. They usually contain granules of free sulphur and some species contain a red pigment. **thermophilic b.,** bacteria whose optimum temperature for growth lies between 40° and 70° C. **toxic b.,** bacteria which cause disease by producing poison or toxin. **virulent b.,** pathogenic bacteria which multiply with extreme rapidity.

Bacteriaceæ (bak"te-re-a'se-e). Formerly the Schizomycetes; as now used, a family of Eubacteriales, including rod-shaped forms whose cells are regular, which do not produce endospores, and which when motile have peritrichous flagella. It includes Chromobactereæ, Achromobactereæ, Cellulomonadeæ, Erwineæ, Zoppeæ, Bactereæ, Encapsulateæ, Lactobacilleæ, Bacterioideæ, Pasteurelleæ, and Hemophileæ.

bacterial (bak-te're-al). Pertaining to, or caused by, bacteria.

bactericholia (bak"ter-ik-o'le-ah). Presence of bacteria in the bile-ducts.

bactericidal (bak"ter-is-i'dal) [*bacterium* + L. *cæ'dere* to kill]. Destructive to bacteria.

bactericide (bak-ter'is-id). 1 Destructive to bacteria. 2. Any agent that destroys bacteria. **specific b.** Same as *bacteriolysin.*

bactericidin (bak-ter-is-i'din). A substance present in the body fluids which kills bacteria.

bacteridium (bak-ter-id'e-um), pl *bacterid'ia.* A term used as a generic name for certain bacilli.

bacteriemia (bak"ter-i-e'me-ah) [Gr. βακτήριον rod + αἷμα blood]. The presence of bacteria in the blood.

bacteriform (bak-ter'if-orm). Resembling a bacterium in form.

bacterin (bak'te-rin). Same as *bacterine.*

bacterination (bak ter-in a'shun). 1. Inoculation with bacteria; microbination. 2. Treatment with a bacterial vaccine.

bacterine (bak'te-rēn). Same as *bacterial vaccine.* See under *vaccine.*

bacterinia (bak-te-rin'e-ah). The condition of unfavorable action which sometimes follows inoculation with bacterial vaccines.

bacterio-agglutinin (bak-te''re-o-ag-lu'tin-in). An agglutinin which causes the clumping of bacteria.

bacteriocidin (bak-te''re-o-si'din). A bactericidal substance present in the blood.

bacteriocl'asis (bak-te-re-ok'las-is) [*bacteria* + Gr. κλάσις breaking]. The breaking up or fragmentation of bacteria

bacteriodiagnosis (bak-te''re-o-di-ag-no'sis). Diagnosis by bacteriologic examination of body tissues and fluids.

bacteriofluorescin (bak-te''re-o-flu-o-res'in). A fluorescent coloring-matter produced by bacteria.

bacteriogenic, bacteriogenous (bak-te''re-o-jen'ik, -oj'en-us). 1. Bacterial in origin. 2. Producing bacteria

bacteriohemagglutinin (bak-te''re-o-hem-ag-lu'tin-in). A hemagglutinin formed in the body by the action of bacteria.

bacteriohemolysin (bak-te''re-o-he-mol'is-in). A hemolysin produced in the body by the action of bacteria.

bacterioid (bak-ter'e-oid) [Gr. βακτήριον rod + εἶδος form]. 1. Resembling the bacteria. 2. A structure resembling a bacterium.

bacteriologic, bacteriological (bak-te''re-o-loj'ik, bak-te''re-o-loj'ik-al). Pertaining to bacteriology.

bacteriologist (bak''te-re-ol'o-jist). An expert in bacteriology.

bacteriology (bak''te-re-ol'o-je) [Gr. βακτήριον rod + λόγος discourse]. The science which treats of bacteria. Cf *microbiology*. **hygienic b.** Same as *sanitary b.* **medical b.**, that branch of bacteriology which treats of the micro-organisms that cause disease in the animal body **pathologic b.**, that branch of bacteriology which treats chiefly of the effects produced upon the animal body by the presence of bacteria and their toxins **sanitary b.**, bacteriology which deals chiefly with methods of disease prevention based upon the knowledge of the organisms causing disease and the manner in which they spread. **systematic b.**, that branch of bacteriology which studies the classification and relationship of bacteria.

bacteriolysant (bak''te-ri-ol'is-ant). An agent which causes bacteriolysis.

bacteriolysin (bak''te-re-ol'is-in). An antibody formed in the blood as a result of infection or injection and capable of destroying the bacteria of the infection.

bacteriolysis (bak''te-re-ol'is-is) [*bacteria* + Gr. λύσις solution]. The destruction or solution of bacteria within or without the living organism (Pfeiffer, 1894).

bacteriolytic (bak-te''re-o-lit'ik). Pertaining to, or producing solution or destruction of, bacteria.

bacteriolyze (bak-te're-o-līz). To produce or cause bacteriolysis.

bacterio-opsonin (bak-te''re-o-op-so'nin). An opsonin that has an opsonic action on bacteria.

bacteriopathology (bak-te''re-o-path-ol'o-je). The study or science of microorganisms in their relations to pathology.

bacteriophage (bak-te're-o-fāj). d'Herelle's name for a living ultramicroscopic parasite of bacteria normally existing in the intestinal tract of animals, and living at the expense of live normal bacteria which constitute its sole culture-medium. There is but one species of bacteriophage common to all animals, and it is capable of acquiring virulence for different bacterial species. See *Twort-d'Herelle phenomenon*, under *phenomenon*.

bacteriophagia (bak-te''re-o-fa'ji-ah). The destruction of bacteria by a lytic agent, either a bacteriophage or an enzyme; bacteriolysis.

bacteriophagic (bak-te''re-o-faj'ik) [*bacteria* + Gr. φαγεῖν to eat]. Having a phagocytic action on bacteria.

bacterioph'agum intestina'le. Same as *bacteriophage*.

bacteriophagy (bak-te-re-of'aj-e). Bacteriophagia.

bacteriophobia (bak-te''re-o-fo'be-ah). A morbid fear of bacteria.

bacterioplasmin (bak-te''re-o-plaz'min). Any one of a class of unchanged albuminous poisons existing in the expressed juice of certain bacteria.

bacterioprecipitin (bak-te''re-o-pre-sip'it-in). A precipitin produced in the body by the action of bacteria

bacterioprotein (bak-te''re-o-pro'te-in). Any one of a class of poisonous albuminous (protein) bodies, unaltered by heat, derivable from certain bacteria. The bacterioproteins produce fever, inflammation, and suppuration, but are not thought to be specific.

bacteriopsonic (bak-te''re-op-son'ik). Exerting an opsonic effect on bacteria.

bacteriopsonin (bak-te''re-op'so-nin). Same as *bacterio-opsonin*.

bacteriopurpurin (bak-te''re-o-pur'pu-rin) [*bacterium* + L. *pur'pur* purple]. The light-purple pigment of *Beggiato'a roseopersici'na*

bacterioscopic (bak-te''re-o-skop'ik). Pertaining to the microscopy of bacteria.

bacterioscopy (bak''te-re-os'ko-pe) [Gr. βακτήριον bacterium + σκοπεῖν to inspect]. The microscopic study of bacteria.

bacteriosis (bak-te-re-o'sis). Any bacterial disease.

bacteriosolvent (bak-te''re-o-sol'vent). Causing lysis or solution of bacteria, also an agent which causes solution of bacteria.

bacteriostasis (bak-te-re-os'tas-is) [*bacteria* + Gr. στάσις stoppage]. Prevention of the growth of bacteria, such as that produced by various dyes

bacteriostat (bac-te're-o-stat). An agent which stops the growth of bacteria.

bacteriostatic (bak-te''re-o-stat'ik). Preventing or arresting the growth of bacteria.

bacteriotherapy (bak-te''re-o-ther'a-pe) [*bacteria* + *therapy*]. Treatment of disease by the introduction of bacteria into the system

bacteriotoxic (bak-te''re-o-toks'ik). 1. Toxic to bacteria. 2. Caused by bacterial toxins.

bacteriotoxin (bak-te''re-o-toks'in) [*bacteria* + *toxin*] Any toxin destructive to bacteria

bacteriotropic (bak-te''re-o-trop'ik) [*bacteria* + Gr. τρόπος turning]. Turning or changing bacteria: a term applied to that constituent of the serum that renders bacteria more liable to destruction by the serum. Same as *opsonic*.

bacteriotropin (bak-te-re-ot'ro-pin). A principle, similar to opsonin, but more thermostabile, existing in certain immune sera and aiding phagocytosis by acting on the bacteria. Same as *opsonin*.

bacteriotrypsin (bak-te''re-o-trip'sin). One of the ferments produced by the cholera spirillum.

bacteritic (bak-ter-it'ik). Caused by or characterized by bacteria.

Bacterium (bak-te're-um), pl. *Bacter'ia* [L.; Gr. βακτήριον little rod]. 1. A genus of schizomycetes of rod-like form. 2. Any non-animal micro-organism; a microphyte. **B. abor'tum**, a partly anaërobic organism found in the uterine cavity in cases of abortion in cattle and in the milk. It is a short, slender, pleomorphic, Gram-negative rod, and is thought to be the cause of the abortion. Called also *Bacillus abortus*, *Bang's bacillus*, and the bacillus of infectious abortion. **B. abor'tum e'qui**, an organism belonging to the hog-cholera group which is found in the vagina of horses which have aborted. When injected intravenously it

produces abortion in mares. **B. accidenta'lis tet'ani,** a pathogenic species from pus in tetanus. **B. ace'ti.** See *Acetobacter aceti.* **B. ac'idi lac'tici,** an organism belonging to the colon-typhoid group and very commonly found in milk. It differs from *B. coli* in not fermenting dulcite and from *B. lactis aërogenes* in not fermenting saccharose. It sours milk. **B. ægypti'acum.** See *Hemophilus of Koch-Weeks.* **B. a'ëris minutis'simum,** a very small species from air, producing a canary-yellow pigment. **B. aëro'genes,** a micro-organism found in milk and in feces. It closely resembles *B. coli* from which it can be distinguished by the appearance on E. M. B. culture-medium. It rapidly curdles milk and is but slightly if at all pathogenic. Called also *Gartner's bacillus* and *Bacillus lactis aërogenes.* **B. al'lii.** See *Bacillus allii.* **B. anthroposep'ticum,** a species found in cases of osteomyelitis followed by septicemia. **B. auranti'acum,** a chromogenic species **B. aureofla'vum,** a species from water, producing a golden-yellow pigment. **B. be'tæ,** a species from diseased beets. **B. bovisep'ticum,** a pathogenic species from an infectious disease of the Asiatic buffalo: in immotile, but somewhat oscillating, rods. **B. breslavien'se,** a pathogenic species from diseased meat. **B. bristolen'se, Bristol b.,** a species intermediate in character between *B. coli* and *B. lactis aërogenes:* found in dead rats on a ship at Bristol, England, that came from Asia Minor. **B. bronchisep'ticum,** a short, Gram-negative, slowly motile rod-shaped organism resembling *B. fæcalis alcaligenes.* It is found in the smaller bronchi of dogs in the early stages of distemper. It may be the cause of the disease. Called also *Bacillus bronchisepticus, Bacillus caviæ septicus,* and *Bacillus pneumoniæ caviarum.* **B. brunneofla'vum,** a species from air, producing a brownish-orange pigment. **B. brun'neum,** a chromogenic form from putrid infusions of maize. **B. buc'culæ fortu'itum,** a saprophytic form from normal saliva. **B. buc'culæ minu'tum,** a variety from healthy saliva, producing a bright-yellow pigment. **b. of buffalo plague,** a pathogenic form characteristic of a plague which affects the Asiatic buffalo. **B. buty'ri colloid'eum,** a microphyte from good and bad butter alike. **B. capit'ulum,** a species from infusions of albuminous matter. **B. capsula'tum,** a pathogenic species from the blood of guinea-pigs. **B. caten'ula,** a species from decaying blood and from spoiled wine **B. chol'eræ columba'rum,** a pathogenic form from cholera of wild pigeons. **B. chol'eræ gallina'rum.** See *Pasteurella aviseptica* **B. chol'eræ su'is,** an organism belonging to the paratyphoid group and at one time thought to be the cause of hog cholera. Called also *Bacillus suipestifer, hog cholera bacillus, Bacillus aërtryckе,* and *bacillus of swine plague.* **B. cholo'genes,** a pathogenic form in angiocholitis with meningitis. **B. cloa'cæ.** See *Bacillus cloacæ.* **B. co'li commu'ne, B. co'li commu'nis,** a short, Gram-negative, motile organism giving a characteristic metallic luster on Endo's medium and on the E. M. B. medium. It is found abundantly in the intestines and in the stools. It causes cocoanut-bud rot and may be pathogenic for man. Called also *Escherich's bacillus.* **B. co'li commu'nior,** an organism closely resembling *Bacillus coli communis,* except that it ferments saccharose. **B. columben'se,** a bacterium isolated from the stools by Castellani and stated to cause one type of continued fever prevalent in the tropics. **B. cuniculic'ida,** the bacterium causing rabbit septicemia. **B. dan'ysz,** one of the paratyphoid group of organisms which has been used for killing rats. **B. decal'vans,** a species of elongated or rounded form: said to cause alopecia areata. **B. du'bium,** a pathogenic species from feces. **B. du'bium pneumo'niæ,** a pathogenic form from the rusty sputum of pneumonia. **B. dysente'riæ** (Flexner), one of the colon-typhoid-dysentery group of organisms. It ferments dextrose, mannitol and maltose, and is considered one of the causative organisms in dysentery. **B. dysente'riæ** (Shigæ), one of the colon-typhoid-dysentery group of organisms. It ferments dextrose only and is considered a causative organism in dysentery. **B. dysente'riæ** (Strong), one of the strains of the dysentery organism. It ferments dextrose, mannit, and saccharose, but not maltose. **B. dysente'riæ** ("Y"), one of the strains of the dysentery organism. It ferments dextrose and mannit, but not maltose or saccharose. **B. dysente'riæ liquefa'cians,** a pathogenic form from cases of diphtheria in Japan. **B. dysente'riæ vitulo'rum,** a pathogenic form from the dysentery of calves. **B. enterit'idis,** one of the paratyphoid group of organisms which has caused epidemics of meat-poisoning. It is a motile, Gram-negative rod which ferments dextrose and mannit, with the formation of acid and gas, and xylose and rhamnose, with acid, but no gas. **B. feca'lis alcalig'enes,** one of the colon-typhoid-dysentery group of organisms closely resembling *B. typhosum,* except that it produces no acid on any sugar medium. It is not pathogenic. **B. friedbergen'se,** a pathogenic species from poisonous sausages. **B. gallina'rium.** See *Pasteurella aviseptica.* **B. glischrog'enes,** an oval, motile species from viscid urine: it renders milk and bouillon ropy. **B. gum'mis,** a species which causes the gummy disease of orange, fig, and almond trees. **B. hes'sii,** one of the microphytes which cause the ropy state of milk. **B. icterog'enes,** a pathogenic form from liver and blood in acute yellow atrophy of the liver and from typhoid stools. **B. icteroi'des,** one of the paratyphoid group of organisms at one time thought to be the cause of yellow fever. Called also *Sanarelli's bacillus.* **B. lac'tis visco'sum.** See *Bacillus lactis viscosi.* **B. lepisep'ticum,** the organism which causes otitis media in rabbits **B. le'vans.** See *Bacillus levans.* **B. lumino'sum,** a luminous, pathogenic species from an amphipod crustacean, of the genus *Sali'trus,* and from sea-water. **B. lu'teum,** a non-motile form from water, producing an organge pigment. **B. maddox'ii,** a zymogenic species from fermenting urine. **B. martinez'ii,** a pathogenic species from the liver of the yellow-fever cadaver. **B. meliten'sis,** a small, Gram-negative, non-motile, non-sporogenic bacillus or coccus found in the milk and urine of goats and in cases of Malta fever in man. Called also the *Bacillus of Malta fever* and *melitococcus.* **B. merismopoedi-oi'des,** a species from sewage mud: in rods and in square colonies of cocci. **mesophilic b.** See under *bacteria.* **B. morbil'li,** a form found in the urine of patients with measles. **B. mor'gani,** a group of organisms belonging to the typhoid-dysentery group of bacteria which have been isolated from the stools of infants suffering with diarrhea. **B. muco'sum capsula'tum,** a short, plump, rounded rod found in some cases of pneumonia. It is Gram-negative, non-motile, capsulated, and associated with various pathologic conditions of the nose and accessory sinuses. Called also *Friedländer's bacillus, Bacillus pyogenes crassus, pneumobacillus,* and *Bacillus pneumoniæ.* **B. neapolita'num.** See *Bacillus neapolitanus.* **nitrifying b.,** a bacterium which converts ammonia into nitrous or nitric acid or abstracts nitrogen from the air and fixes it in the soil. **B. o'leæ,** a species causing a disease of olive trees. **B. ozæ'næ,** an organism, closely resembling *Bacterium mucosum capsulatum,* which is found in cases of ozena. **B. paratypho'sum A,** one of the colon-typhoid-dysentery group of bacteria which closely resembles *B. typhosum,* but it does not ferment zylose nor does it turn lead acetate agar dark. It produces a disease in man similar to typhoid fever, but usually mild. **B. paratypho'sum B,** one of the colon-typhoid dysentery group of organisms which ferments

xylose and darkens lead acetate agar. It produces a disease in man similar to typhoid fever and often severe. **B. paratypho'sum C,** one of the colon-typhoid-dysentery group of organisms closely resembling *B. paratyphosum B,* except in its agglutinating properties. It was included in the compound antienteric vaccine used in the Serbian Army during the World War. **B. periplane'tæ,** a species which causes a disease of cockroaches. **B. pes'tis cavia'rum,** one of the colon-typhoid-dysentery group of organisms which produces fatal epidemics of "pseudotuberculosis" among guinea-pigs. **B. pneumosin'tes,** a minute, filter-passing bacilloid microorganism, isolated from anaerobic cultures of filtered nasopharyngeal secretion in influenza (Ohtzky). **pole b.** See *Czaplewski's bacillus,* under *bacillus.* **B. psittaco'sis,** one of the colon-typhoid-dysentery group of organisms which produces a fatal disease of parrots and other birds. It closely resembles *B. enteritidis.* Called also *Bacillus psittacosis* and *Nocard's bacillus.* **psychrophilic b.** See under *bacteria.* **B. pullo'rum,** one of the colon-typhoid-dysentery group of organisms which causes the white diarrhea of young chicks. **B. pyo'genes fœ'tidum.** See *Bacillus pyogenes fœtidus.* **B. radicicola.** See *Rhizobium radicicola.* **B. rhinosclero'matis,** the organism found in and probably causing rhinoscleroma. It closely resembles *B. mucosum capsulatum,* but forms no gas in dextrose bouillon nor acid in lactose bouillon and never coagulates milk. **B. rosa'ceum metallori'des,** a motile, rod-like species which produces gas in urine. **B. sanguina'rium,** one of the colon-typhoid-dysentery group of organisms which causes the infectious leukemia of fowls or fowl typhoid. It is not motile and produces no gas in dextrose bouillon. **B. suipes'tifer.** See *B. choleræ suis.* **B. sulphu'reum,** a species found in mud and in urine. it breaks up the casein of milk and produces hydrogen sulphid; it occurs in slowly motile rods. **B. tachyc'tonum,** a pathogenic species from stools in cholera nostras. **B. ter'mo.** See *Proteus.* **thermophilic b.** See under *bacteria.* **B. tholoi'deum,** a species in short rods, from the intestinal contents of persons in health: pathogenic to certain animals. **B. tularen'se,** a very small rod-shaped organism, often capsulated, which produces a disease, called tularemia, in rodents very similar to plague and transmissible to man by the bite of a fly (Chrysops). See *tularemia.* **B. ty'phi, B. typho'sum,** an actively motile, Gram-negative, rod-shaped organism causing typhoid fever in man. It is found in the blood, stools, urine, and bile of such cases. Called also *Eberth's bacillus.* **B. ty'phi-mu'rium,** one of the colon-typhoid-dysentery group of organisms which causes fatal epidemics among mice. **B. ure'æ,** a non-pathogenic, rod-like species from ammoniacal urine. **B. viola'ceum,** a species from putrefying solutions of egg-albumen. **B. whit'mori,** an organism which is the causative agent in melioidosis. Cf. *melioidosis* **wool-sac b.,** a sarcina. **B. xyli'num,** a species from solutions of the carbohydrates, producing acetic acid.

bacteriuria (bak"te-re-u're-ah) [Gr. *βακτήριον* rod + *οὖρον* urine]. The existence of bacteria in the urine.

bacteroid (bak'te-roid) [Gr. *βακτήριον* rod + *εἶδος* form]. Resembling a bacterium; also a structure resembling a bacterium.

Bacteroides (bak-te-roi'des). A genus of anaërobic bacteria. **B. frag'ilis** has been found in abscesses. **B. fusifor'mis.** Same as *Bacillus fusiformis.*

bacteruria (bak-te-ru're-ah). Same as *bacteriuria.*

bactoform (bak'to-form). A proprietary alcohol soap containing formaldehyd.

bacto-peptone (bak-to-pep'tōn). A proprietary peptone for bacterial culture.

baculiform (bak-u'li-form) [L. *bacu'lum* rod + *for'ma* shape]. Rod-shaped.

Badal's operation (bad-alz') [Antoine Jules *Badal,* French ophthalmologist, born 1840]. See under *operation.*

badian (ba'de-an) [Persian]. See *anise, Chinese.*

bael (ba'el) [East Indian; L. *be'la*] The *Æ'gle mar'melos,* or Bengal quince, a rutaceous tree of India. The root-bark and, especially, the half-dried, unripe fruit are valuable remedies in diarrhea, etc. The ripe fruit is laxative. Dose of fluidextract, ½–2 dr. (2–8 c.c.).

Baelz's disease (bältz'es) [Erwin von *Baelz,* German physician, 1845–1913]. See under *disease.*

Baer's cavity, vesicle (bār) [Karl Ernst von *Baer,* Russian anatomist, 1792–1876]. See *cavity* and *vesicle.*

Baerensprung's erythrasma (bār'en-sproongs) [F. G. F. von *Baerensprung,* German physician, 1822–1865]. See under *erythrasma.*

bag (bag). A sac or pouch. **Barnes's b.,** a rubber bag for dilating the cervix uteri. **Champetier de Ribes' b.,** a conic bag of silk or rubber for dilating the cervix uteri. **ice-b.,** a bag filled with ice, for applying cold to the body. **Petersen's b.,** an inflatable rubber bag inserted into the rectum so as to push up the bladder in the operation of suprapubic cystotomy. **Politzer's b.,** a soft bag of rubber for inflating the middle ear. **Voorhees' b.,** a rubber bag which can be inflated with water used for dilating the cervix uteri. **b. of waters,** the membranes which inclose the liquor amnii of the fetus.

Bagdad sore. See *furunculus orientalis.*

Bahnung (bahn'ung) [Ger.] See *facilitation.*

Baillarger's band or **layer** (bi-yar-zhāz') [Jules Gabriel Francois *Baillarger,* French physician, 1806–1891]. See under *layer.*

Baillie's pill (ba'lēz) [Mathew *Baillie,* English physician, 1761–1823]. See under *pill.*

bakankosin (ba-kan'ko-sin) A non-toxic nitrogenous glucosid, $C_{19}H_{32}NO_8 H_2O$, from the seeds of *Strychnos bacacona*

baker-leg (ba'ker-leg). Knock-knee, or genu valgum.

Baker's cyst (ba'kerz) [William Morrant *Baker,* British surgeon, 1839–1896]. See under *cyst.*

bakkola (bak'o-lah). A fungus obtained from birch trees in Finland, used in the form of a decoction in the treatment of cancer.

balance (bal'ans) [L. *bi'lanx*]. 1. An instrument for weighing. 2. The harmonious adjustment of parts; the harmonious performance of functions. **hemogenic-hemolytic b.,** the normal balance between red blood-corpuscle formation and red blood-corpuscle destruction by which the red corpuscles and the hemoglobin of the blood are maintained at a constant level **torsion b.** 1. A weighing balance in which the scale-beam is supported by metallic ribbons which act by torsion. 2. An electrometer which acts by the twisting of a single fiber of the web of a silkworm.

balaneutics (bal-an-u'tiks). The science of giving baths

balanic (bal-an'ik). Pertaining to the glans penis or glans clitoridis.

balanism (bal'an-izm) [L. *balanis'mus*]. Treatment with pessaries or suppositories.

Balanites (bal-an-i'tēs). See *zachum oil,* under *oil.*

balanitis (bal-an-i'tis) [Gr. *βάλανος* the glans penis + *-ιτις* inflammation]. Inflammation of the glans penis. It is usually associated with phimosis. **b. circina'ta,** a variety attributed to the presence of *Spirochæ'ta balaniti'dis.* **b. diabet'ica,** a variety caused by the irritation of the urine in diabetes. **b. gangræno'sa,** a rapidly destructive infection producing erosion of the glans penis and often destruction of the entire external genitals. The infection is believed to be due to a spirochete.

balanoblennorrhea (bal"an-o-blen-or-e'ah) [Gr. *βάλανος* glans + *βλέννος* mucus + *ῥοία* flow]. Gonorrheal inflammation of the glans penis.

balanocele (bal'an-o-sēl) [Gr. *βάλανος* glans + *κήλη* hernia]. Protrusion of the glans penis through a rupture in the prepuce.

balanochlamyditis (bal"an-o-klam-id-i'tis) [Gr. *βάλανος* glans + *χλαμύς* hood]. Inflammation of the glans clitoridis and hood.

balanoplasty (bal'an-o-plas-te) [Gr. *βάλανος* glans + *πλάσσειν* to form]. Plastic surgery of the glans penis.

balanoposthitis (bal"an-o-pos-thi'tis) [Gr *βάλανος* glans + *πόσθη* prepuce + *-ιτις* inflammation]. Inflammation of the glans penis and prepuce. **specific gangrenous and ulcerative b.**, an acute inflammatory disease of the glans penis and opposed surface of the prepuce, marked by ulcerations and sometimes by gangrene, with a flow of odorous pus, and caused by a spirochete. Called also *fourth venereal disease*.

balanorrhagia (bal"an-or-a'je-ah) [Gr. *βάλανος* glans + *ῥηγνύναι* to burst forth]. Gonorrheal balanitis with free discharge of pus.

balantidiasis (bal"an-tid-i'as-is). Infection by parasites of the genus *Balantidium*.

balantidiosis (bal-an-tid-e-o'sis). Balantidiasis.

Balantidium (bal-an-tid'e-um) [Gr. *βαλαντίδιον* little bag]. A genus of Protozoa of the subclass Ciliata **B. co'li** (Malmsten, 1857), the largest protozoal parasite of man, being 50 to 100 microns in length and 40 to 70 in width. It is commonly found in the intestines of swine, has been found in ourang-utangs and monkeys, and is rarely found in man, where it may cause a balantidial dysentery. It is oval in form, actively motile, and may be found free in the contents of the cecum if they are fluid or buried in the walls. It has been called *Holophrya coli*, *Leucophrya coli*, *Paramœcium coli*, and *Plagiotoma coli* **B. minu'teum**, a species resembling *Balantidium coli*, but smaller.

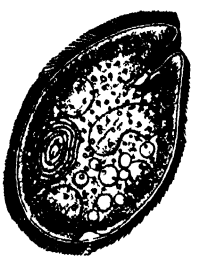

Balantidium coli (about × 350)

balata (bal'at-ah). The inspissated juice or latex of *Mimu'sops globo'sa*, a tree of tropical America: used much like india-rubber and gutta-percha

Balbiana (bal-be-a'nah). A genus of Sarcosporidia *B. gigan'tea* is sometimes found in the esophagus of sheep; *B. ri'leyi*, in the muscles of ducks.

Balbiani's body or **nucleus** (bahl-be-ah'nēz) [Edouard Gérard *Balbiani*, French embryologist, born 1825]. See *yolk nucleus*, under *nucleus*.

balbuties (bal-bu'she-ēz) [L.]. Stammering.

baldness (bawld'nes). Lack or loss of hair. See *alopecia*, *atrichia*, *calvities*

Baldy's operation (bawl'dēz) [John Montgomery *Baldy*, Philadelphia gynecologist, born 1860]. See *operation*.

baleri (bal-e'ri). A form of trypanosomiasis of horses, sheep, goats, and cattle in the French Sudan, caused by *Trypanosoma pecaudi*. The disease is marked by severe fever, swellings over the body, injection of the conjunctiva, and considerable emaciation.

Balfour's disease (bal'forz) [George William *Balfour*, British physician, 1822–1903]. Chloroma.

Balfour's granule (bal'forz) [Andrew *Balfour*, physician in Khartoum, born 1873]. See under *granule*.

Balkan frame or **splint** (bawl'kan). See under *splint*.

ball. A large pill for veterinary use. **chondrin b.**, one of the ball-like masses in hyaline cartilage, consisting of cells in a capsule. **fatty b. of Bichat.** See *sucking pad*. **hair b.** See *hair-ball*.

ball-and-socket joint. See *enarthrosis*.

Ball's operation (bawlz) [Sir Charles B. *Ball*, Irish surgeon, 1851–1916]. See under *operation*.

Ballet's disease, sign (bal-āz') [Gilbert *Ballet*, French neurologist, 1853–1916]. See under *disease* and *sign*.

balling (bawl'ing). The formation of balls; specifically the formation of balls of nuclear matter in erythrocytes.

Ballingall's disease (bal'ing-gawlz) [Sir George *Ballingall*, British surgeon, 1780–1855]. Mycetoma.

balling-iron. A mouth-gag used while giving a ball and in mouth operations.

ballism (bal'izm). A condition marked by jerking, twitching movements.

ballistic (bal-is'tik). Pertaining to or caused by projectiles.

ballistics (bal-is'tiks) [Gr. *βάλλειν* to throw]. The science of the motion of projectiles.

ballistophobia (bal-is-to-fo'be-ah) [Gr. *βάλλειν* to throw + *φόβος* fear]. A morbid dread of missiles.

ballonnement (bah-lōn-maw') [Fr.]. Same as *ballooning*.

balloon sickness. See under *sickness*

ballooning (bal-oon'ing). The operation of distending any cavity of the body with air for therapeutic purposes.

ballotable (bal-ot'ab-l). Capable of showing ballottement.

ballottement (bal-ot-maw') [Fr.]. The diagnosis of pregnancy by pushing up the uterus by a finger inserted into the vagina, so as to cause the embryo to rise and fall again like a heavy body in water. **abdominal b., indirect b.**, that which is effected by the finger applied to the abdominal wall. **direct b., vaginal b.**, that done by the finger in the vagina. **b. of the eye, ocular b.**, the falling of opaque masses in a fluid vitreous after movements of the eyeball. **renal b.**, palpation of the kidney by pressing one hand into the abdominal wall while the other hand makes quick thrusts forward from behind so as to throw the kidney against the anterior hand.

balm (bahm) [Fr. *baume*]. 1. A balsam. 2. A healing or soothing medicine. 3. Any labiate plant of the genus *Melis'sa*, especially *M. officina'lis:* carminative and aromatic. **bee b.** See *Monarda* **b. of Gilead.** 1 Mecca balsam. 2. Canada balsam. 3. The resin of poplar buds. **mountain b.** See *Eriodictyon*.

balmony (bal'mon-e). The scrophulariaceous herb, *Chelo'ne gla'bra*, of North America: anthelmintic, tonic, and laxative. Dose of fluidextract, ½–1 dr. (2–4 c.c.); of decoction, 1–2 fl.oz. (29.5–59 c.c.).

balneography (bal-ne-og'raf-e) [L. *bal'neum* bath + Gr *γράφειν* to write]. A treatise on baths.

balneology (bal-ne-ol'o-je) [L. *bal'neum* bath + Gr. *λόγος* discourse]. The science of baths and their therapeutic uses.

balneotechnics (bal"ne-o-tek'niks). The art of preparing and administering baths.

balneotherapeutics (bal"ne-o-ther-ap-u'tiks). Balneotherapy.

balneotherapy (bal"ne-o-ther'ap-e) [L. *bal'neum* bath + Gr *θεραπεία* treatment]. The treatment of disease by bathing.

balneum (bal'ne-um), pl. *bal'nea* [L. for "bath"]. A bath. **b. anima'le**, animal bath. See under *bath*. **b. are'næ.** See *sand-bath;* also *ammotherapy* and *psammotherapy*. **b. cœno'sum, b. lu'teum**, a mud-bath. **b. lac'teum**, a milk-bath. **b. pneumat'icum**, an air-bath.

balopticon (bal-op'tik-on) [Gr. *βάλλειν* to throw + *ὀπτικός* pertaining to sight]. An apparatus for

throwing the enlarged image of an opaque object on a screen.

Bals. Abbreviation for *balsam*.

balsam (bawl'sam) [L. *bal'samum;* Gr. *βάλσαμον*]. A semifluid, resinous, and fragrant vegetable juice of many varieties. The balsams are resins combined with oils. **b.-apple,** the cucurbitaceous plant, *Momor'dica balsam'ina,* with purgative and vulnerary fruit. **b.-apple, wild,** a North American cucurbitaceous plant, *Echinocys'tis loba'ta:* a popular vulnerary. **Canada b.,** the oleoresin of fir, *terebin'thina canaden'sis,* procured from *A'bies balsam'ea,* the balsam-fir of North America: much used in microscopy and useful in catarrhal affections. Dose, 5 gr. (0.333 gm.). **Caperrapi b.,** a fragrant balsam from *Laur'us gigan'teus:* useful in chronic catarrhs. **b. of copai'ba.** See *copaiba.* **friars' b.,** the compound tincture of benzoin. See *benzoin.* **gurjun b.,** an oleoresin from *Dipterocar'pus læ'vis,* a tree of Indo-China: used for coughs, gonorrhea, and leprosy. Dose, 10–50 min. (0.666–3 c.c.). **Mecca b., b. of Mecca,** an oleoresin or resin from *Balsamoden'dron opobal'samum:* highly esteemed in Oriental regions. **b. of Peru** [L. *bal'samum peruvi'anum* (U. S. P.)], an oleoresin from *Toluif'era pere'iræ,* a tree of Salvador, in Central America: it is expectorant, stomachic, and soothing. Dose of the emulsion, 10–15 min. (0.666–1 c.c.). It is used locally in chronic skin inflammations. **b. of sulphur,** 1 part of sulphur with 8 parts of olive or linseed oil: formerly used in pectoral disorders and as an application to ulcers. Dose, 5–30 min. (0.3–2 c.c.). **Tamaco'ari b.,** the product of a Brazilian species of *Caraipa.* **b. of Tolu** [L. *bal'samum toluta'num*], a resinous exudate from *Toluif'era bal'samum,* a tree of tropical America. It is stimulant, expectorant, and stomachic. Dose of the tincture, 10–30 min. (0.666–2 c.c.); of the syrup, 1–2 dr. (4–8 c.c.). **Turlington's b.,** friars' balsam. **umi'ri b.,** the product of *Humir'icum balsamif'crum,* a tree of South America. **Wade's b.,** compound tincture of benzoin.

balsamic (bawl-sam'ik) [L. *balsam'icus*]. Of the nature of a balsam.

balsamo del deserto (bal'sam-o del des-er'to). A resin, probably from a variety of pine or fir of Mexico, recommended as a filling for root-canals.

Balsamodendron (bal"sam-o-den'dron) [L.; Gr. *βάλσαμον* balsam + *δένδρον* tree]. A genus of old-world amyridaceous trees of many species, producing bdellium, myrrh, and other balsamic drugs.

balsamum (bal'sam-um). Latin for *balsam.* **b. peruvia'num,** the U. S. P. name for *balsam of Peru.*

Balser's necrosis (bahl'zerz) [August *Balser,* German surgeon]. See under *necrosis.*

bal'teum vene'reum. See *Venus' girdle,* under *girdle.*

Bamber oil. See under *oil.*

Bamberger's albuminuria, disease, fluid, pulse, sign, etc. (bahm'ber-gerz) [Heinrich von *Bamberger,* Austrian physician, 1822–1888]. See under the nouns.

Bamberger-Marie disease [E. *Bamberger,* contemporary German physician; Pierre *Marie*]. See under *disease.*

bamboo (bam-boo') [East Indian]. The common name of many tropical tree-like grasses. *Bambu'sa arundina'cea* is alterative, anthelmintic, and depurative. **b.-brier.** See *Smilax pseudochina.*

ban bach (ban'bahk). A fever attended by pulmonary catarrh and a fine vesicular eruption, occurring in Cochin China.

banana (ban-an'ah). The fruit of *Mu'sa sapien'tum:* said to be useful as an alterative and antituberculous remedy. Dose of fluidextract, 10–20 min. (0.666–2 c.c.).

band (band). Any part, structure, or appliance that binds. **absorption-b's,** dark bands in the spectrum due to absorption of light by the medium (usually a solid or liquid) through which the light has passed. Cf. *absorption lines,* under *line.* **amniotic b.,** a strip of false membrane on the inner part of the amnion which sometimes constricts the fetus. **anogenital b.,** a fetal fillet which is the rudiment of the perineum. **atrioventricular b., auriculoventricular b.** Same as *bundle of His.* **axis-b.,** the primitive streak. **belly-b.,** a flannel strip worn around the abdomen. **Biets's b's,** bands of linear ichthyosis. **b. of Broca,** a part of the primordial rhinencephalon close to the anterior perforated space. **Clado's b.,** the suspensory ligament of the ovary covered with peritoneum. **b's of the colon,** longitudinal muscular bands extending throughout the entire length of the large intestine. They are the *mesocolic b.,* the *free b.,* and the *omental b.* **coronary b.** Same as *coronary cushion.* See *cushion.* **dentate b.** See *fascia dentata.* **free b.,** that one of the bands of the colon which is situated opposite the mesocolic band. **Giacomini's b.,** the grayish band constituting the anterior end of the fascia dentata of the hippocampus. **Harris's b.,** a fold of peritoneum extending from the gall-bladder and cystic duct across the transverse colon or transverse mesocolon, forming a distinct fold across the ventral surface of the duodenum at the hepatic flexure. It produces compression of the duodenum. Called *hepatoduodenal band* or *membrane.* **head-b.,** a strap that fastens a mirror to the forehead. **Henle's b.,** fibers from the anterior aponeurosis of the transversalis abdominis muscle extending behind the rectus below Douglas' fold. **horny b.,** the anterior part of the tænia semicircularis. **iliotibial b.,** a part of the fascia lata that forms a sheath for the tensor fasciæ muscle. **Lane's b.** See *Lane's kink,* under *kink.* **Leonardo's b.,** a term proposed by Sudhoff for the moderator band of Reil, first delineated by Leonardo da Vinci. **Maissiat's b.** Same as *iliotibial b.* **Matas's b.,** an aluminum band for temporarily occluding large blood-vessels in order to test the condition of the collateral circulation. **Meckel's b.,** a part of the anterior ligament fastening the malleus to the wall of the tympanum. **mesoblastic b.,** a row of mesoblastic cells extending the whole length of the embryo. **mesocolic b.,** a muscular band extending longitudinally throughout the length of the colon at a place corresponding to the mesenteric insertion. **moderator b.** Same as *b. of Reil.* **omental b.,** a muscular band extending longitudinally throughout the length of the colon at the site of the adhesion of the great omentum. **perioplic b.,** the band of secretor cells at the upper border of the hoof of animals. It secretes the perioplc. **phonatory b's,** the vocal cords, or an artificial substitute for them. **Priessnitz's b.,** a cold wet compress. **primitive b.,** the transparent material in the axis of a nerve-tube. **b. of Reil,** a muscular fillet extending across the right ventricle of the heart, now regarded as forming one of the terminal parts of the bundle of His. See *bundle of His.* **b. of Remak,** an axis-cylinder. **Simonart's b's,** bands formed by adhesions between the amnion and the fetus, which have been drawn out by distention of the amniotic cavity with fluid. **sinoventricular b.** Same as *bundle of His.* **Soret's b.,** a band in the violet end of the spectrum of hemoglobin. **b. of Tarinus.** Same as *horny b.* **Vicq d'Azyr's b.** See *Baillarger's layer,* under *layer.*

bandage (ban'dej). A strip or piece of gauze or other fabric for wrapping any part or member. **abdominal b.,** a wide support worn about the hips during pregnancy, after an abdominal operation, or by a corpulent person. **A-S-E b.,** the third roller of Desault's bandage which forms a triangle the angles of which are located at the axilla, shoulder, and elbow. **Barton's b.,**



Gibson's bandage.



Crossed bandage of the angle of the jaw.



Recurrent bandage of the head.



Crossed figure-of-8-bandage of both eyes.



Barton's bandage, or figure-of-8 of the jaw.

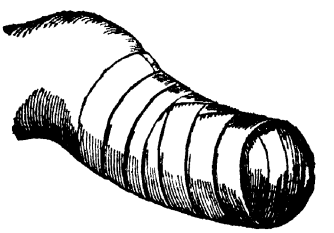

Recurrent bandage of a stump.

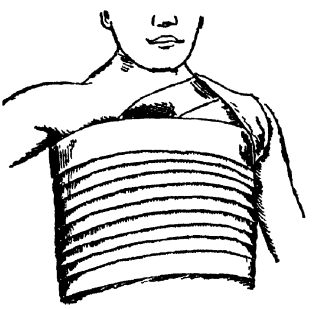

Desault's bandage, first roller.



Desault's bandage, second roller

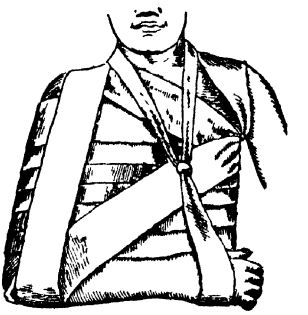

Desault's bandage, third roller.

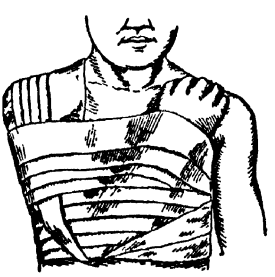

Velpeau's bandage.

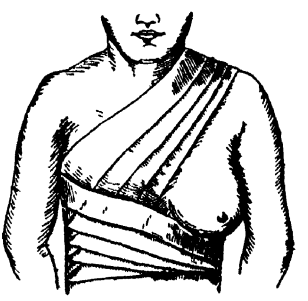

Figure-of-8 bandage of the breast.

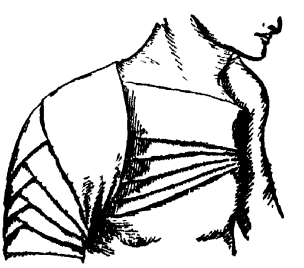

Spica of the shoulder.

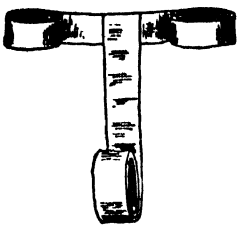

T-bandage.

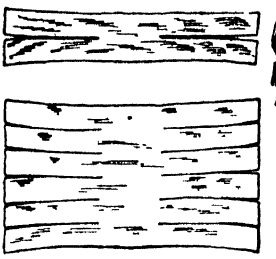

Four-tailed and many-tailed bandages.



Scultetus bandage.

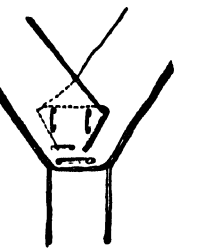

Y-bandage



Demigauntlet bandage.



Gauntlet bandage.



Spica of the thumb

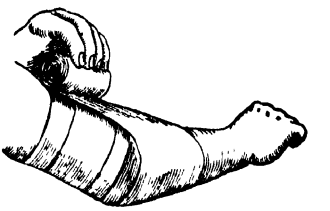

Figure-of-8 bandage of the elbow.



Spiral reversed bandage of the upper extremity.



Spica of the groin.



Posterior figure-of-8 of both shoulders.

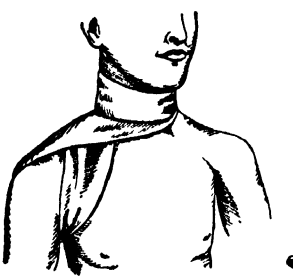

Figure-of-8 of neck and axilla.

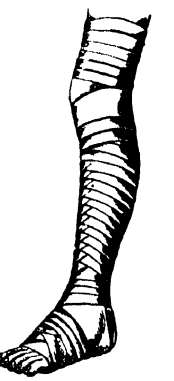

Spiral reversed bandage of the lower extremity.



Selva's thumb-bandage.



Figure-of-8 bandage of the instep.



Spica of the instep.



Method of covering the heel.

a double figure-of-8 bandage for fracture of the lower jaw. (See p. 167.) **body-b.**, a strip to be wound repeatedly about the trunk and then fixed. **Borsch's b.**, an eye bandage covering both the diseased and the healthy eye. **capeline b.**, a bandage applied like a cap or hood to the head or shoulder or to a stump **chalk b.**, a bandage made immovable by stiffening with a mixture of chalk and gum. **circular b.**, a bandage applied in circular turns about a part. **crucial b.** Same as *T-bandage*. **demigauntlet b.**, a bandage that covers the hand, but leaves the fingers uncovered. **Desault's b.**, a bandage for a fractured clavicle (See p 167.) **elastic b.**, a bandage of india-rubber for exerting continuous pressure upon a part. **Esmarch's b.**, an india-rubber bandage applied to a limb from the distal part upward, so as to expel blood from the portion that is to be operated on. **figure-of-8 b.**, a bandage in which the turns cross each other like the figure eight (8). **Fricke's b.**, strapping of the testicle for orchitis and epididymitis. **Galen's b.**, a bandage with each end split in three pieces: the middle is placed on the crown of the head; the two anterior strips are fastened at the back of the neck; the two posterior ones, on the forehead; and the two middle ones are tied under the chin. **Garretson's b.**, a bandage for the lower jaw, running above the forehead and back again to cross under the occiput, and ending under the chin. **gauntlet b.**, a bandage which covers the hand and fingers like a glove. **Genga's b.** Same as *Theden's b.* **Gibson's b.**, a bandage for fracture of the lower jaw. (See p. 167) **Hamilton's b.**, a compound bandage for the lower jaw, composed of a leather string with straps of linen webbing. **hammock b.**, a bandage for retaining dressings on the head, consisting of a broad strip over the dressing and brought down over the ears. This strip is then held in place by a circular bandage around the head. **Heliodorus' b.**, a T-bandage. **Hippocrates' b.** Same as *capeline b* **Hueter's b.**, a spica bandage for the perineum **immovable b.**, a bandage for immobilizing a part. **Kiwisch's b.**, a form of figure-of-8 bandage of both breasts to support and firmly compress them. **Langier's b.**, a many-tailed paper bandage. **Larrey's b.**, a many-tailed bandage with the edges glued together. **Maisonneuve's b.**, a plaster-of-Paris bandage made of folded cloth held in place by other bandages **many-tailed b.**, a piece of roller to wihch slips are stitched in an imbricated fashion. **Martin's b's**, india-rubber strips for varicose veins. **oblique b.**, a bandage applied obliquely up a limb without reverses. **plaster b.**, a bandage stiffened with a paste of plaster-of-Paris, which sets and becomes very hard. **pressure b.**, a bandage for applying pressure. **protective b.**, a bandage for the purpose of covering a part or of keeping dressings in place. **recurrent b.**, a bandage over the end of a stump. **reversed b.**, one applied to a limb in such a way that the roller is inverted or half-twisted at each turn, so as to make it fit smoothly. **Ribble's b.**, the spica of the instep. **Richet's b.**, a bandage of plaster-of-Paris to which a little gelatin has been added. **roller b.**, a simple continuous strip, to be applied spirally or circularly. **Scultetus' b.**, a bandage applied in strips overlapping each other in shingle fashion. **silica b.**, a bandage rendered firm by treatment with sodium silicate. **spica b.**, a spiral bandage folded regularly on itself like the letter V. **spiral b.**, a roller bandage applied spirally around a limb. **spiral reverse b.**, a spiral bandage applied with reverses, in order better to adapt it to the part. **suspensory b.**, a bandage for supporting the scrotum. **T-b.**, one shaped like the letter T. **Theden's b.**, a roller bandage applied from below upward over a graduated compress to control hemorrhage. **Thillaye's b.**, an arrangement of bandages for approximating the edges of the wound in the operation for harelip. **Tuffnell's b.**, a roller bandage of cheesecloth impregnated with a mixture of white of egg and flour. **Velpeau's b.**, a bandage to support the arm in fracture of the clavicle.

Bandi (ban'de). See *Terni and Bandi's vaccine*, under *vaccine*.

Bandl's ring (ban'dl) [Ludwig *Bandl*, German obstetrician, 1842–1892]. See under *ring*.

bandy-leg (ban'de-leg). Bow-leg, or genu valgum.

bane (bān). A poison. **dog b.** See *Apocynum*. **leopard's b.** See *arnica*.

bang. Same as *Cannabis indica*.

Bang's bacillus, method [Bernhard L. F. *Bang*, Danish physician, 1869–1918]. See *bacillus* and *method*.

Bang's method [Ivar *Bang*, Swedish physiologic chemist, died 1919]. See under *method*.

banian (ban'yan) [East Indian]. The *Fi'cus bengalen'sis*, an East Indian fig-tree, notable for its secondary trunks. The seeds and bark are tonic, antifebrile, and diuretic.

Banti's disease (ban'tēz) [Guido *Banti* Italian pathologist, 1853–1924]. See under *disease*.

banting, bantingism (ban'ting, ban'ting-izm) [from William *Banting*, English coffin-maker, 1797–1878, who invented it, 1863]. The treatment of corpulence by a restricted diet, especially by the avoidance of food containing much saccharine, farinaceous, or oily matter.

B. A. O. Abbreviation for *Bachelor of Obstetrics*.

baobab (ba'o-bab). See *Adansonia*.

baptin (bap'tin). An aperient glucosid from *Baptis'ia tincto'ria*.

Baptisia (bap-tiz'e-ah) [L.; Gr. *βαπτίζειν* to dye]. A genus of leguminous plants. **B. tincto'ria**, an herb of North America, is cathartic, emetic, antiseptic, etc. It is used it typhoid and typhus fevers, in amenorrhea, and is applied locally to gangrenous sores and ulcers. Dose of extract, 1–10 gr (0.066–0.666 gm.); of fluidextract, 2–20 min. (0.12–1.25 c.c.), of tincture, 10–30 min. (0.65–2 c.c.), of resin, 1–5 gr. (0.066–0.333 gm.).

baptisin (bap'tiz-in). 1. A glucosid from *Baptis'ia tincto'ria* a brownish powder, soluble in alcohol. In small doses it is tonic and astringent; in large doses, purgative; used in scarlet fever, chronic dysentery, etc. Dose, ½ gr. (0.033 gm.). 2. A precipitate from the tincture of *Baptis'ia tincto'ria*. Dose, 1–3 gr. (0.066–0.2 gm.).

baptitoxin (bap-tit-ok'sin) [*Baptisia* + Gr. *τοξικόν* poison]. A poisonous alkaloid from *Baptis'ia*; ulexin

bar (bahr). 1. The upper part of the gums of a horse, between the grinders and the tusks, which bears no teeth. 2 That portion of the wall of a horse's hoof which is reflected posteriorly at an acute angle. 3. A unit of pressure, being a pressure by one megadyne per square centimeter. 4. A heavy wire used in prosthetic or orthodontic dental work. **articulomachelian b.**, the cartilaginous structure of the embryo from which the lower jaw is developed. **b. of bladder.** Same as *Mercier's b.* **hyoid b's**, a pair of cartilaginous plates forming the second visceral arch: a part of the hyoid bone is developed from them. **lingual b.**, a heavy wire, usually of gold alloy, placed along the gums on the lingual surface of the teeth of the lower jaw or inserted into the lingual part of the base of a lower denture. **Mercier's b.**, a ridge forming the posterior boundary of the trigone of the bladder. **palatine b.**, a metal bar inserted into the palatine part of an artificial denture to give it strength. **sternal b.**, one of the paired cartilaginous bones in the embryo which unite to form the sternum **thyroid b's**, the two visceral arches of the embryo which develop into the thyroid cartilage.

Bar's incision (bahrz) [Paul *Bar*, contemporary French obstetrician]. See under *incision*.

baragnosis (bar-ag-no'sis) [Gr. *βάρος* weight + *α* neg. + *γνῶσις* knowledge]. Absence of the power to recognize weight.

Bárány's sign, symptom, test (bah'rah-nēz) [Robert *Bárány*, otologist in Vienna, born 1876]. See under *symptom* and *tests*.

baraquet (bah-rah-ka') [Fr.]. See *influenza*.

Barbados aloe (bar-ba'dōz al'o). See under *aloe*. **B.-leg.** See *elephantiasis*.

barbaloin (bar-bal'o-in). The aloin of Barbados aloe. Dose, 1–3 gr. (0.066–0.2 gm.).

barberry (bar'ber-e) The shrub *Ber'beris vulga'ris* and its fruit.

barbers' itch (bar'berz itsh). Tinea sycosis.

barbiero (bar-be-a'ro). See *Lamus magistus*.

barbiers (bar-be-a'). A nervous disease occurring on the island of Réunion.

barbital (bar'bit-al). Veronal, a white powder, diethylmalonylurea or diethylbarbituric acid, $CO(HN.CO)_2C(C_2H_5)_2$: used as a hypnotic in doses of 5–15 gr. (0.33–1 gm.). **b. sodium, b. soluble,** the mono-sodium salt of barbital, which is more soluble than barbital.

barbitone (bar'bit-ōn). Same as *barbital*.

barbituism (bar bit'u-izm). A condition caused by the use of barbital and marked by chill, headache, fever, and cutaneous eruptions.

barbone (bar-bo'ne) [It. "bearded"]. A disease of buffalo which is sometimes transmitted to other animals, marked by edematous swellings on the body, fever, dyspnea, loss of appetite, and inflammation of the oral mucous membrane. It is a form of hemorrhagic septicemia and is caused by the *Bacillus bipolaris bubaliseptıcus*.

barbotage (bar-bo-tazh') [Fr. *barboter* to dabble]. Fillestre's method of spinal anesthesia in which the needle is inserted into the sacrolumbar space, and after the injection the piston of the syringe is moved to and fro several times.

barbula hirsi (bar'bu-la her'si) [L. "goat's beard"]. The hairs which grow on the tragus, antitragus, and incisura intertragica at the entrance of the concha of the ear.

Barcoo disease (bar-koo') [*Barcoo*, a river in South Australia]. See under *disease*.

Bard's sign (bardz') [Louis *Bard*, Swiss physician, born 1857]. See under *sign*.

bardane oil (bar'dān). A nearly solid oil from the seeds of the burdock, *Arct'ium lap'pa*.

Bardinet's ligament (bar-de-nāz') [Barthélemy Alphonse *Bardinet*, French physician, 1819–1874]. See under *ligament*.

baregin (bah-re'jin). Same as *glairin*.

baresthesia (bar-es-the'ze-ah) [Gr. *βάρος* weight + *αἴσθησις* perception]. Sensibility for weight or pressure; pressure sense.

baresthesiometer (bar''es-the-ze-om'et-er) [Gr. *βάρος* weight + *αἴσθησις* perception + *μέτρον* measure]. An instrument for determining sensitiveness as to weight or pressure.

Baréty's method (bar-at-ēz') [Jean Paul *Baréty*, French surgeon, 1887–1912]. See under *method*.

Barfoed's test (bahr'fedz) [Christen Thomsen *Barfoed*, Swedish physician, 1815–1899]. See under *tests*.

baric (ba'rik). Pertaining to barium.

barilla (ba-ril'ah). Impure sodium carbonate—pulverin.

barium (ba're-um) [Gr. *βάρος* weight]. A pale yellowish, metallic element belonging to the alkaline earths, whose salts are poisonous. Its atomic weight is 137.37; its symbol, Ba. **b. arsenate,** a salt, $Ba_3(AsO_4)_2$: used in phthisis and in skin diseases. Dose, $\frac{1}{60}$–$\frac{1}{4}$ gr. (0.004–0.016 gm.). **b. bromid,** a compound, $BaBr_2+2H_2O$: used as a heart tonic and in aneurysm and scrofula. **b. carbonate,** a poisonous salt, $BaCO_3$: formerly used in medicine; now employed in preparing the chlorid, etc. **b. chlorid,** a compound, $BaCl_2+2H_2O$: a cardiac stimulant; has been used in sclerosis of the nervous tissues and in aneurysm. Dose, $\frac{1}{2}$–5 gr. (0.033–0.324 gm.). **b. dioxid** (L. *ba'rii dioxi'dum*), a salt, BaO_2: used in pharmacy. **b. hydrate, b. hydroxid,** caustic baryta, $Ba(OH)_2$, a crystalline salt employed as a test for sulphates. **b. iodid,** used like potassium iodid. Dose, $\frac{1}{4}$ gr. (0.008 gm.). **b. loretinate,** a neutral compound of barium and loretin, $Ba(I.OH.C_9H_4N.SO_3)_2+2\frac{1}{2}H_2O$; in lustrous, orange-hued needles, soluble in water. **b. oxid,** baryta, BaO. **b. platinocyanid,** a substance, $BaPt(CN)_4.4H_2O$, used for coating the screen of a fluoroscope. **b. sulphate,** a compound of barium and sulphuric acid, $BaSO_4$, used as a pigment, also in roentgenology because of its opacity to *x*-rays.

bark (bark) [L. *cor'tex*]. The rind or outer cortical cover of the woody parts of a plant, tree, or shrub. **ague tree b.,** sassafras. **bayberry b.,** Myrica. **blackberry b.,** Rubus **black cherry b.,** Prunus virginiana. **buckthorn b.,** Frangula. **butternut b.,** Juglans. **calisaya b.,** cinchona. **casca b.,** the bark of *Erythrophlæum guineense*. **chittem b.,** Cascara sagrada. **cinchona b.** See *Cinchona*. **coto b.** See *coto*. **cotton root b.,** Gossipium. **cramp b.,** Viburnum opulus. **cranberry b.,** Viburnum. **cuprea b.,** Remijia. **cusco b.,** the bark of a variety of *Cincho'na pubes'cens*. **dita b.,** *Alstonia scholaris*. **dogwood b.,** Cornus. **elm b.,** Ulmus. **fringe tree b.,** Chionanthus. **granatum b.,** pomegranate. **guapi b.,** cocillana. **Jesuits' b.,** a popular name for cinchona. **Mancona b.,** *Erythrophlæum guineense*. **ordeal b.** See *ordeal*. **payta b.** See *paytin*. **Peruvian b.** See *Cinchona*. **quebracho b.,** Aspidosperma. **Santa Martha b.,** the bark of *Cincho'na cordifo'lia*. **seven b's,** Hydrangea. **slippery elm b.,** Ulmus. **soap b., soap-tree b.,** Quillaia. **sweet b., sweetwood b.,** cascarilla. **wahoo b.,** Euonymus. **white ash b.,** Fraxinus americana. **white oak b.,** Quercus alba. **white walnut b.,** Juglans. **wild cherry b.,** Prunus. **worm b.,** the bark of *Andi'ra iner'mis* and other trees of the same genus: anthelmintic

Barker's pills (bar'kerz) [Fordyce *Barker*, American physician, 1817–1891]. See under *pill*.

Barkow's ligament (bar'kōvz) [Hans L. *Barkow*, German anatomist, 1798–1873]. See *ligament*.

barley (bar'le). The annual grasses, *Hor'deum vulga're, H. dis'tichon*, etc.; also their seed, a cereal grain: used for malting and distillation, and to some extent as a food-substance. **b.-water,** a decoction of pearl barley in water: used as a demulcent and a food in the diarrheas of infants.

Barlow's disease (bar'lōwz) [Sir Thomas *Barlow*, physician in London, born 1845]. See under *disease*.

barm (barm). Yeast.

Barnes's bag, curve, dilator, etc. (barnz) [Robert *Barnes*, English obstetrician, 1817–1907]. See *bag, curve, dilator*, etc.

baro-electroesthesiometer (bar''o-e-lek''tro-es-the-ze-om'et-er) [Gr. *βάρος* weight + *electric* + Gr. *αἴσθησις* sensation + *μέτρον* measure]. An instrument to measure the amount of pressure at the time electric sensibility to tingling or pain is felt.

barognosis (bar-og-no'sis) [Gr. *βάρος* weight + *γνῶσις* knowledge]. The faculty by which weight is recognized; weight knowledge.

barograph (bar'o-graf) [Gr. *βάρος* weight + *γράφειν* to record]. A form of self-registering barometer.

baromacrometer (bar''o-mak-rom'et-er) [Gr. *βάρος* weight + *μακρός* long + *μέτρον* measure]. An instrument for measuring and weighing new-born infants.

barometer (bar-om'et-er) [Gr. *βάρος* weight + *μέτρον* measure]. An instrument for determining the atmospheric pressure. **aneroid b.**, one which contains no mercury or other liquid. **plague b.**, in animals, such as guinea-pigs, kept in a house, during an epidemic of plague. If one of the animals dies, and is found on examination to be infected with plague, antiplague measures are put into effect.

barometrograph (bar-o-met'ro-graf) [Gr. *βάρος* weight + *μέτρον* measure + *γράφειν* to record]. A self-registering barometer.

baroscope (bar'o-skōp) [Gr. *βάρος* weight + *σκοπεῖν* to observe]. 1. A delicate form of barometer. 2. An instrument used in the quantitative determination of urea.

Barosma (bah-roz'mah) [Gr. *βαρύοσμος* strong-smelling]. A genus of rutaceous African plants. See *Buchu*.

barosmin (ba-roz'min). A concentration prepared from buchu. diuretic. Dose, 1–4 gr. (0.065–0.259 gm.).

barotaxis (bar-o-tak'sis) [Gr. *βάρος* weight + *τάξις* turning]. Stimulation of living matter by change of the pressure relations under which it exists.

barotropism (bar-ot'ro-pizm) [Gr. *βάρος* weight + *τροπή* turning]. Barotaxis.

Barraquer's disease (bar-rak-erz') [Ignacio *Barraquer*, Spanish ophthalmologist]. Lipodystrophia progressiva. **B's method** or **operation.** See *phaco-eresis*.

barren (bar'en). Sterile; unfruitful.

Barrier's vacuoles (bar-e-āz') [François Margarite *Barrier*, French physician, 1813–1870]. Peribronchitic abscesses.

Barry's retinacula (bar'ēz) [Martin *Barry*, English biologist, 1802–55]. See *retinaculum*.

barsati (bar-sat-e') Same as *leeches*.

Barth's hernia [Jean Baptiste *Barth*, German physician]. See under *hernia*.

Barthélemy's disease (bar-tāl'mez) [P Toussaint *Barthélemy*, French dermatologist, born 1850]. Acne agminata

Bartholin's anus, duct, gland, etc. (bar'to-linz) [Thomas *Bartholin*, Danish anatomist, 1616–80]. See *anus, duct, gland,* etc.

bartholinitis (bar"to-lin-i'tis). Inflammation of Bartholin's glands.

Barton's bandage, fracture (bar'tunz) [John Rhea *Barton*, American surgeon, 1794–1871]. See *bandage, fracture*.

Bartonel'la or **Barto'nia bacillifor'mis.** The blood-parasite causing Oroya fever. It occurs in the form of minute rods in the erythrocytes, and is probably related to *Piroplasma*. Called also *Bartonia bodies* and *x-bodies*.

Baruch's sign (bar'ooks) [Simon *Baruch*, physician in New York, 1840–1921]. See under *sign*.

baruria (bah-ru're-ah) [Gr. *βάρος* weight + *οὖρον* urine]. The passage of urine of a high specific gravity.

barutin (bar-u'tin). A preparation of theobromin, barium, and sodium salicylate: used like digitalis.

barye (bar'e). Same as *bar*, 3d def.

baryecoia (bar"i-e-koi'ah) [Gr. *βαρυηκοία*]. Dulness of hearing.

baryencephalia (bar"e-en-sef-a'le-ah) [Gr. *βαρύς* heavy + *ἐγκέφαλος* brain]. Dulness of the intellect.

baryesthesia (bar-e-es-the'ze-ah). Baresthesia.

baryglossia (bar-e-glos'e-ah) [Gr. *βαρύς* heavy + *γλῶσσα* tongue]. Thick, slow utterance of speech.

barylalia (bar-e-la'le-ah) [Gr. *βαρύς* heavy + λαλιά speech]. An indistinct and thick utterance.

baryphonia (bar-e-fo'ne-ah) [Gr. *βαρύς* heavy + *φωνή* voice]. Difficult utterance of speech.

baryta, barytes (bar'it-ah, bar'et-ēz). Barium oxid, BaO; a poisonous alkaline earth.

barythymia (bar-e-thim'e-ah) [Gr. *βαρύς* heavy + *θυμός* mind]. Melancholia.

barytic (bar'it-ic). Pertaining to or containing barium.

basad (ba'sad). Toward a base or basal aspect.

basal (ba'sal). Pertaining to or situated near a base.

basculation (bas-ku-la'shun) [Fr. *basculer* to swing]. Replacement of a retroverted uterus by swinging it into its place.

base (bās) [L. *ba'sis;* Gr. *βάσις*]. 1. The lowest part or foundation of anything. 2. The main ingredient of a compound. 3. In chemistry, the non-acid part of a salt: a substance which combines with acids to form salts. 4. In dentistry, that part of an artificial denture which rests on the mucosa of the mouth or jaw and to which the teeth are attached. **acidifiable b.**, one which will unite with water to form an acid. **aldehyde b.**, a base derived from an ammonia compound of aldehyde. **alloxur b., alloxuric b.** See *purin base*, under *purin* **animal b.**, a ptomain or leukomain. **cheoplastic b.**, in dentistry, the base of a denture produced by casting molten metal in a mold **b. of heart**, the surface of the heart which is directed upward and backward and is formed by the auricles. It contains the openings of the pulmonary veins and the venæ cavæ. **hexone b's**, diamino-mono carboxylic acids formed by the hydrolysis of proteins, and containing six atoms of carbon. They include arginin, lysin, and histidin. Called also *histone b's* and *diamino-acids*. **histone b's**, the nitrogenous bases lysin, arginin, and histidin, which, combined in various proportions, form the histons and protamins. **nucleinic b.**, alloxur body. **pressor b.**, pressor substance. See *substance*. **purin b.** See under *purin*. **pyramidin b.**, a base, such as cytosin, thymin, and urasil, formed from the splitting up of protein. **Schreiner's b.**, spermin. **xanthin b.**, alloxur body.

basedoid (bas'id-oid). A condition resembling Basedow's disease, but without thyrotoxicosis.

Basedowian (baz-e-do've-an). A person affected with Basedow's disease.

basedowified goiter (bas-e-dōw'if-īd). See under *goiter*.

Basedow's disease (bas'id-ōz) [Karl A. von *Basedow*, German physician, 1799–1854. He described the disease in 1840]. See *disease*.

base hospital. See under *hospital*.

Basel nomenclature. See *B. N. A.*

basement (bās'ment). A fundamental part. **b.-membrane.** See under *membrane*.

baseplate (bās'plāt). A sheet of wax, gutta-percha, or other plastic material used in making trial plates for artificial dentures.

bas-fond (bah-fond') [Fr.]. A fundus, especially that of the urinary bladder.

Basham's mixture (bash'amz) [William Richard *Basham*, English physician, 1804–1877]. Mistura ferri et ammonii acetatis.

basial (ba'se-al). Pertaining to the basion.

basialveolar (ba"se-al-ve'o-lar). Extending from the basion to the alveolar point.

basiarachnitis (ba"se-ar-ak-ni'tis). Inflammation of the basal part of the arachnoid.

basiarachnoiditis (ba"se-ar-ak-noi-di'tis). Basiarachnitis.

basic (ba'sik). 1. Pertaining to or having the properties of a base. 2. Capable of neutralizing acids.

basicaryoplastin (ba-se-kar"e-o-plas'tin) [Gr. *βάσις* base + *κάρυον* nucleus + *πλάσσειν* to form]. The basophil paraplastin of the nucleus.

basichromatin (ba-sik-ro'mat-in). The basophil portion of the chromatin of a cell.

basichromiole (ba-se-kro'me-ōl) [*basophil* + *chromiole*]. One of the basophil particles forming the chromatin of the nucleus.

basicity (ba-sis'it-e). 1. The quality of being a base, or basic. 2. The combining power of an acid. It is measured by the number of hydrogen atoms replaceable by a base.

basicranial (ba-sik-ra'ne-al) [Gr *βάσις* foundation + *κρανίον* cranium]. Pertaining to the base of the skull.

basicytoparaplastin (ba"se-si"to-par-ah-plas'-tin). The basophil paraplastin of the cytoplasm.

basidiospore (ba-sid'e-o-spor). A spore formed on a basidium.

basidium (ba-sid'e-um), pl. *basid'ia* [Gr. *βάσις* base]. The spore-producing organ of certain of the higher fungi.

basifacial (ba-sif-a'she-al) [L *ba'sis* base + *fa'cies* face]. Pertaining to the lower part of the face.

basigenous (ba-sij'en-us). Capable of forming a chemic base.

basihyal, basihyoid (ba-se-hi'al, ba-se-hi'oid) [Gr. *βάσις* foundation + *ὑοειδής* hyoid]. The body of the hyoid bone, in certain of the lower animals, either of the two lateral bones that are its homologues.

basil, sweet (ba'sil, swēt). An aromatic labiate plant, *Oc'ymum basil'icum*.

basilad (bas'il-ad). Toward the basilar aspect.

basilar (bas'il-ar) [L. *basila'ris*, from *ba'sis* base]. Pertaining to a base or basal part.

basilateral (ba-sil-at'er-al). Both basilar and lateral.

basilemma (ba-sil-em'ah) [Gr. *βάσις* base + *λέμμα* rind]. Basement-membrane; also, the neuroglia.

basilic (ba-sil'ik) [L. *basil'icus;* Gr. *βασιλικός* royal]. Important or prominent.

basilicon (ba-sil'ik-on) [Gr. "royal"]. A popular name for various ointments, and especially for resin cerate

basilysis (ba-sil'is-is) [Gr. *βάσις* base + *λύσις* a loosening]. The crushing of the base of the fetal skull to facilitate delivery.

basilyst (bas'il-ist). An instrument for performing a basilysis.

basin (ba'sn). 1. The third ventricle of the brain. 2. The pelvis.

basinasial (ba-sin-a'ze-al). Pertaining to the basion and the nasion.

basioccipital (ba"se-ok-sip'it-al). Pertaining to the basilar process of the occipital bone.

basioglossus (ba"se-o-glos'us) [Gr. *βάσις* foundation + *γλῶσσα* tongue]. The part of the hyoglossus muscle which is attached to the base of the hyoid bone.

basion (ba'se-on) [Gr. *βάσις* base]. The midpoint of the anterior border of the foramen magnum.

basiotic (ba-se-ot'ik) [Gr. *βάσις* base + *οὖς* ear]. Noting a small bone of the fetus between the basisphenoid and the basioccipital bones.

basiotribe (ba'se-o-trīb) [Gr. *βάσις* base + *τρίβειν* to crush] An instrument for crushing the fetal head in order to facilitate delivery.

basiotripsy (ba'se-o-trip-se). The crushing of the fetal head.

basiparachromatin (ba"se-par-ah-kro'mat-in). The basophil paraplastin of the nucleus.

basiparaplastin (ba"se-par-ap-las'tin). The basophil portion of the paraplastin. See *paraplastin*.

basiphilic (ba-se-fil'ik). Basophilic.

basiphobia (ba-se-fo'be-ah) [Gr. *βάσις* step + *φόβος* fear]. Insane dread of walking.

basirhinal (ba-sir-i'nal) [Gr. *βάσις* base + *ῥίς* nose]. Pertaining to the base of the brain and to the nose.

basis (ba'sis) [L. and Gr.]. A base or lower part. **b. cor'dis**, the base of the heart. **b. cra'nii**, the base of the skull. **b. cra'nii exter'na** [B N A], the external base of the skull. **b. cra'nii inter'na** [B N A], the internal base of the skull. **b. pedun'culi** [B N A], the crusta of the crus cerebri; the ventral part of the cerebral peduncle composed of descending fiber tracts. Called also *pes pedunculi* and *crusta*. **b. pulmo'nis**, the base of the lung.

basisphenoid (ba-se-sfe'noid). An embryonic bone which becomes the back part of the body of the sphenoid.

basisylvian (ba-se-sil've-an) [Gr. *βάσις* foundation + *sylvian*]. Pertaining to the basilar part of the sylvian fissure.

basitemporal (ba-se-tem'po-ral) [Gr. *βάσις* base + *temporal*] Pertaining to the lower part of the temporal bone.

basivertebral (ba-se-ver'te-bral) [Gr. *βάσις* base + L. *verte'bra* joint]. Pertaining to the centrum of a vertebra.

basket (bas'ket). Same as *basket-cell*. See under *cell*.

Basle anatomic nomenclature (bah'zl). See *B. N. A.*

basometachromophil (ba"so-met-ah-kro'mo-fil) [*basic* + Gr. *μετα* beyond + *χρῶμα* color + *φίλειν* to love] Staining with basic dyes to a color different from that of surrounding substances.

basophil, basophile (ba'so-fil) [Gr. *βάσις* base + *φιλεῖν* to love]. 1. A basophilic element. 2. Basophilic.

basophilia (ba-so-fil'e-ah) Degeneration of erythrocytes in which there is development of basophil granules, *i. e.*, the presence of blue dots in the pink background of stained erythrocytes It occurs in severe anemias, leukemias, malarial cachexia, lead-poisoning, etc Called also *basic degeneration, granular degeneration, granular basophilic degeneration, Grawitz's degeneration, stippling*, and *punctate basophilia*

basophilic, basophilous (ba-so-fil'ik, ba-sof'-il-us) Staining readily with basic dyes.

basophobia (ba-so-fo'be-ah) [Gr. *βάσις* step + *φόβος* fear]. Morbid fear of walking.

bass-deafness (bās-def'nes). Deafness to bass musical notes.

Bassia (bas'e-ah). See *panchontee*

Bassini's operation (bas-e'nēz) [Edoardo *Bassini*, surgeon in Padua, 1847–1924]. See under *operation*.

Bassler's sign (bas'lerz) [Anthony *Bassler*, physician in New York, born 1876] See under *sign*.

bassorin (bas'o-rin) [*Bassora* gum. See *gum*]. A vegetable mucilage, $C_6H_{10}O_5$, from tragacanth and other gums. It is insoluble in water, though alkalis render it soluble.

bast (bast). The inner part of the bark of various trees· used to a very limited extent in surgery.

bastard (bas'tard) [Old Fr.] 1. An illegitimate person, one born out of wedlock. 2. Illegitimate. 3. Of inferior quality; not genuine.

bastards (bas'tardz). A trade-name for an inferior grade of sugar.

Bastedo's sign (bas-te'dōz) [W. A. *Bastedo*, physician in New York, born 1873]. See under *sign*.

Bastian-Bruns law (bas'tshan-broonz) [Henry Charlton *Bastian*, British neurologist, 1837–1915. See also *Bruns*]. See under *law*.

Bastianelli's method (bas-tyan-el'ēz) [P. *Bastianelli*, contemporary surgeon in Rome]. See under *method*.

basyl (ba'sil) [Gr. *βάσις* base + *ὕλη* substance]. The electropositive element of a compound.

basylous (bas'il-us). Acting as a base in chemic composition.

Bateman's disease, etc. (bāt'manz) [Thomas *Bateman*, English physician, 1778–1821]. See under *disease*, etc.

bath (bath). Any yielding medium, as water, vapor, or sand, in which the body is wholly or partly immersed for the conservation or restoration of the health. **acid b.**, one of water medicated with a mineral acid. it may check excessive sweating. **air-b.**, the therapeutic exposure of the naked body to the air, which is usually warmed or charged with a vapor. **alcohol b.**, the washing of a patient in dilute alcohol it is defervescent and stimulant. **alkaline b.**, the washing of a patient in a weak solution of an alkaline carbonate useful in skin diseases, etc. **alum b.**, the use of alum water as a bathing medium. **animal b.**, the therapeutic application of a newly killed animal or its skin to a patient. **aromatic b.**, a medicated bath in which the water is scented with a decoction of aromatic plants or volatile oils. **arsenical b.**, a warm bath in a weak arsenical solution· useful in rheumatoid affections **astringent b.**, a bath in a liquid containing tannic acid, alum, or other astringent. **blanket b.**, a wet-pack in which the patient is wrapped in blankets. **blood b.**, a bath in the freshly drawn blood of an animal. **bog b.**, the therapeutic use of thin, peaty mud as a bath. **borax b.**, one in water medicated with glycerin and borax. **box-b.**, one in which the patient is inclosed, except his head, in a box, into which hot-water pipes extend **bran b.**, an emollient bath made of water in which bran has been boiled. **Brand b.** (1861), a cold bath in which the water is at 68° F., and in which the patient is gently massaged. **brine b.**, a bath in brine: tonic and stimulant. **buff b.**, a bath in which no garment is worn. **cabinet b.**, a hot-air bath or an electric bath in which the patient is inclosed in a special cabinet. **camphor b.**, a bath given in an atmosphere charged with the vapor of camphor. **carbon dioxid b.**, a bath impregnated with carbon dioxid Such are the Nauheim baths used in the Schott treatment. **chemic b.**, an apparatus for regulating the temperature of various chemic processes by surrounding the substance to be heated with water, sand, or other material. **cold b.**, one in which cold water is used, the temperature of the latter varying from 32° to 70° F. **colloid b.**, a bath containing gelatin, bran, starch, or similar substances, used for treatment of toxic dermatitis exfoliativa after arsphenamin injection. **cool b.**, one in water from 60° to 75° F. **creosote b.**, a bath containing creosote, 3 dr , and glycerin, 4 oz., in 30 gallons of water· used in scaly skin diseases **douche b.**, the application of water to the body in a large jet. **earth b.**, the placing of a patient in a mass of earth or of sand, usually warmed. **electric b.**, one in which the patient receives either a succession of discharges of static electricity or an interrupted current. **electrotherapeutic b.**, a therapeutic bath through which an electric current is passed at the time of using. **electrothermal b.**, a bath of hot water, hot air, or vapor, during which the patient is exposed to the influence of either static or current electricity. **emollient b.**, a bath in an emollient liquid, like a decoction of bran. **fan b.**, fanning of the patient's wet body for reducing the heat of fever. **faradic b.**, one in which the patient is treated with a faradic current. **Finnish b.**, a modification of the Russian bath. **Finsen b.**, a general radiation of the patient's entire body with non-concentrated arc lights. **foot-b.**, a bath for the feet; a pediluvium. **fucus b.**, a bath containing seaweed, or a decoction of it, imparting the effect of sodium chlorid and iodin. **full b.**, one in which the patient's body is fully immersed in the water. **gas-bubble b.**, a bath of water containing gases in such quantities that gas-bubbles are set free and ascend to the surface of the water, as in carbon dioxid and oxygen baths. **gelatin b.**, an emollient bath in a very thin hot solution of gelatin. **glycerin b.**, a warm emollient bath in water charged with glycerin and gum acacia. **graduated b.**, one in which the temperature of the water is gradually lowered **hafussi b.**, a bath of hot water impregnated with carbon dioxid in which the hands and feet of the patient are immersed. **half-b.**, a bath of the hips and lower part of the body. **herb b.**, one which is charged with a decoction of aromatic herbs. **hip-b.** Same as *sitz-b.* **hot b.**, one in water from 98° to 112° F. **hot-air b.**, one in air or vapor from 100° to 130° F. **hydro-electric b.**, a bath in water that is charged with electricity. **immersion b.**, the sudden plunging of a patient into water for a short time. **internal b.**, an injection of large quantities of water into the stomach or into the rectum. **iron b.**, one in water charged with iron sulphate. **medicated b.**, a bath variously charged with medicinal substances. **mercurial b.**, a bath in air charged with vaporized calomel or in a weak solution of mercuric chlorid **milk-b.**, one taken in milk: it is emollient, cosmetic, and perhaps slightly nutritive. **moor b.**, a bath in water containing earth from a moor or from waste land, which is believed to be free from certain dangerous microorganisms found in cultivated soil. **mud-b.**, a bath in the mud of certain mineral springs or in the mud of a salt marsh. **mustard-b.**, one taken in water more or less strongly charged with pulverized mustard. **Nauheim b.** See *Schott treatment*, under *treatment* **needle-b.**, a shower-bath in which the water is projected in a fine, needle-like spray. **oil-b.**, one taken in warm olive oil, sometimes variously medicated: used mainly in Oriental countries. **oxygen b.**, a bath impregnated with oxygen. See *gas-bubble b.* and *perogen b.* **ozet b.**, an oxygen bath prepared from a generating mixture known as "oset." **pack-b.**, one in which the body is packed in wet cloths. **peat b.**, a bath in water (usually that of a mineral spring) charged with peat: it promotes perspiration and is sometimes powerfully discutient. **permanent b.**, a therapeutic bath in which the patient is kept for a very considerable length of time. **perogen b.** See *perogen.* **pine b.**, one taken in water medicated with a decoction or extract of pine needles or cones **rain-b.**, a form of shower-bath. **reducing b.**, a bath for reducing the temperature of the body. **Russian b.**, a hot vapor bath followed by friction and a plunge in cold water. **sand-b.** 1. The immersion of the body in dry, heated sand 2 The covering of the body with the damp sand of the seashore. **Sarason's ozet b.**, a bath made by adding to the water sodium hyperborate and manganese borate, the latter being spread in powder form over the surface of the water, resulting in the liberation of oxygen used to diminish blood-pressure. **Schott b.** See *Schott treatment*, under *treatment.* **sea-b.**, a bath in the water of the sea. **sea-water b.**, a bath in the water of the sea; usually warmed or heated **sheet-b.**, the application of wet sheets to the body. **shower-b.**, a bath in water which falls upon the body in a fine spray. **sitz-b.**, a bath in which the patient sits in the tub, bathing only the hips and buttocks. **slime b.**, a bath in ooze taken from a pond or river. **sponge-b.**, one in which the patient's body is rubbed with a wet sponge. **stimulating b.**, a bath containing tonic, astringent, or aromatic substances used for stimulating the body. **sulphur b.**, a bath in which potassium sulphid or sublimed sulphur is added to the water. **sun-b.**, the exposure of the naked body to the rays of the sun. **surprise b.**, the sudden plunging of an insane or hysteric patient into cold water: an obsolete procedure. **sweat b.**, any bath given to promote sweating. **temperate b.**, one in water from 75° to 85° F. **tepid b.**, one in water from 85° to 92° F. **tub b.**, a bath taken in a tub large enough to receive the whole body. **Turkish b.**, a bath in which the bather is placed in a succession of rooms of increasing high temperature, then rubbed or massaged, and given a douche of warm followed by cold water. **vapor-b.**, the exposure of the body

to steam, to vaporized alcohol, or the like. **warm b.**, one taken in water of from 90° to 104° F. (32.2°–40° C.). **water-b.**, in chemistry, a vessel containing water for immersing bodies to be heated to a temperature not above the boiling-point of water.

bathesthesia (bath-es-the'ze-ah) Bathyesthesia.

bathmic (bath'mik). Pertaining to bathmism.

bathmism (bath'mizm) [Gr. *βαθμός* threshold] The force which controls the processes of nutrition and growth.

bathmotropic (bath-mo-trop'ik) [Gr. *βαθμός* threshold + *τρέπειν* to turn] Influencing the response of tissue to stimuli. A term used to designate supposed fibers in the cardiac nerves which affect the excitability of cardiac muscles. **negatively b.**, lessening response to stimuli. **positively b.**, increasing response to stimuli.

bathmotropism (bath-mot'ro-pizm) [see *bathmotropic*]. Influence on the excitability of muscle tissue

bathoflore (bath'o-flōr) [Gr. *βαθός* depth + *fluorescence*] A substance which decreases the intensity of fluorescence of a compound. Cf. *auxoflore*.

bathophobia (bath-o-fo'be-ah) [Gr. *βάθος* height + *φόβος* fear] Morbid dread of high objects.

bathyanesthesia (bath"e-an-es-the'ze-ah) [Gr. *βαθύς* deep + *anesthesia*]. Loss of deep sensibility.

bathycardia (bath-e-kar'de-ah) [Gr. *βαθύς* deep + *καρδία* heart]. A low position of the heart due to anatomic conditions and not to disease.

bathyesthesia (bath"e-es-the'ze-ah) [Gr. *βαθύς* deep + *αἴσθησις* sensation]. Deep sensibility; the sensibility in the parts of the body beneath the surface, such as muscle sensibility and joint sensibility.

bathyhyperesthesia (bath"e-hi-per-es-the'se-ah) [Gr. *βαθύς* deep + *hyperesthesia*] Increased sensitiveness of deep structures of the body.

bathyhypesthesia (bath"e-hīp-es-the'ze-ah) [Gr. *βαθύς* deep + *hypesthesia*] Decreased sensitiveness of the deep structures of the body.

batonet (ba-to-net') Pseudochromosome.

batonoma (bat-o-no'mah) [Gr. *βατός* height + *ωμα*]. A tumor caused by the activities of vegetable life of a higher order than the bacteria (Merk).

batophobia (bat-o-fo'be-ah) [Gr. *βατός* height + *φόβος* fear]. 1. Morbid dread of high objects, as buildings, mountains, etc. 2. Acrophobia.

batrachoplasty (bat'ra-ko-plas-te) [Gr. *βάτραχος* frog + *πλάσσειν* to form]. A plastic surgical operation for the cure of ranula.

batracin (bat'ras-in) [Gr. *βάτραχος* frog]. A highly poisonous principle from the skin of *Phyllobates chocoen'sis*, a South American amphibian. It is used as an arrow-poison.

battarism, battarismus (bat'ar-izm, bat'ar-izmus). Stuttering or stammering.

battery (bat'er-e). A set or series of cells which afford an electric current. For the different varieties of battery see *cell*. **caustic b.**, a battery employed in galvanocautery **dynamo-b.**, a dynamo-electric generator; a machine for converting mechanic into electric force. **electric b.**, an apparatus consisting essentially of a set or series of cells for producing an electric current. **faradic b.**, one which produces an induced or faradic current. **galvanic b.**, one which affords a chemically produced current. **primary b.**, one in which a number of primary cells are combined, so as to act together. **secondary b.**, the combination of several storage-cells. **storage-b.**, an apparatus for storing electricity.

Battey's operation (bat'ēz) [from R. *Battey*, of Georgia, 1828–1895]. See *operation*.

Battley's sedative (bat'lēz) [Richard *Battley*, English chemist, 1727–1785] See under *sedative*.

B. A. U. Abbreviation for *British Association Unit*.

Baudelocque's diameter (bo-dloks') [Jean Louis *Baudelocque*, French obstetrician, 1746–1810]. See *diameter*.

Baudelocque's operation (bo-dloks') [Louis Auguste *Baudelocque*, French obstetrician, nephew of preceding, 1800–1864]. See under *operation*.

Bauhin's gland, valve (bo'anz) [Gaspard *Bauhin*, Swiss anatomist, 1560–1624]. See *gland* and *valve*.

Baumès's law (bo-māz') [Jean Baptiste *Baumès*, French physician, 1777–1828]. See under *law*.

Baumé's scale (bo-mēz') [Antoine *Baumé*, French chemist, 1728–1804]. See under *scale*.

Baumgarten's stain (bowm'gar-ten) [P. von *Baumgarten*, German pathologist, born 1848]. See under *staining*.

baunscheidtism (bown'shīd-tizm) [from Karl *Baunscheidt*, the inventor]. Treatment of chronic rheumatism, etc., by acupuncture with the revulsor, an instrument furnished with many fine needle-points, which are dipped into an irritant liquid, as oil of mustard.

bavarol (bav'ah-rol). A reddish-brown, aromatic, tarry liquid· its 5 per cent. solution is used as a disinfectant.

bay (bā), **lacrimal.** The depression at the inner canthus of the eye in which the lacrimal canaliculi lie.

Bayard's ecchymoses (ba-arz') [Henri Louis *Bayard*, French physician, 1812–1852]. See *ecchymosis*.

bayberry (ba'ber-e). 1. The fruit of *Lau'rus no'bilis*, the European laurel 2 The wax-myrtle, *Myri'ca cerif'era*, and its berry. 3 The tree, *Pimen'ta ac'ris*, and its fruit: allspice or pimenta.

baycuru (bi-koo-roo'). The powerfully astringent root of *Stat'ice brazilien'sis*, a plant of tropical America. Dose of fluidextract, 5–30 min. (0.333–2 c.c.).

Bayer 205. A German proprietary preparation of unknown composition, but said to be a water-soluble salt of a complex sulphuric acid. It is a white powder freely soluble in water and is said to be extraordinarily effective in trypanosome infections.

Bayer G. 1919. A German proprietary preparation intended for the treatment of filariasis.

Bayle's disease (bālz) [Antoine L. J. *Bayle*, French physician, 1799–1858]. Progressive general paralysis of the insane

Bayle's granulations (bālz) [Gaspard Laurent *Bayle*, French physician, 1774–1861] See under *granulation*.

bayogo (ba-yo'go). A vine of the Philippines, *Enta'da scan'dens:* a decoction of the wood is used by the natives in skin diseases.

bayonet-leg (ba'un-et-leg) Ankylosis of the knee which follows an uncorrected backward displacement of the tibia and fibula.

bay-rum (ba-rum). See *spiritus myrciæ*.

bazin (ba'zin). Molluscum contagiosum.

Bazin's disease (bah-zaz') [Antoine Pierre Ernest *Bazin*, French dermatologist, 1807–1878]. See under *disease*.

B. C. Abbreviation for *bone conduction*.

B. C. G. Abbreviation for *Calmette-Guérin bacillus*.

B. D. Abbreviation for *base of prism down*.

Bdel'la cardina'lis. The snout mite which feeds on other insects.

bdellepithecium (del"e-pi-the'se-um) [Gr. *βδέλλα* leech + *ἐπίθεσις* application]. A kind of artificial leech or tube used in leeching.

bdellium (del'e-um) [L.; Gr. *βδέλλιον*]. The fragrant gum-resin of *Balsamoden'dron mu'kul*, a tree of India, and *B. africa'num;* also a gum from *Borassus flabelliformis*, a palm of Africa.

bdellotomy (del-ot'o-me) [Gr. βδέλλα leech + τομή cutting]. The act of cutting a sucking leech to increase the amount of blood it will take.

B. D. S. Abbreviation for *Bachelor of Dental Surgery.*

B. D. Sc. Abbreviation for *Bachelor of Dental Science.*

B. E. Abbreviation for *Bacillen emulsion.* See under *tuberculin.*

Be. Symbol for *beryllium.*

beaded (be'ded). Having the appearance of a string of beads.

beading (of the ribs) (be'ding). The formation of the rachitic beads or rosary.

beads (bēdz), **rachitic.** A series of palpable or visible prominences at the points where the ribs join their cartilages: seen in certain cases of rickets.

beaker (be'ker). A form of glass cup used by chemists and apothecaries.

Beale's cells, stain (bēlz) [Lionel Smith *Beale,* British physician, 1828–1906]. See under *cell* and *stain.*

bean, Calabar (bēn). See *Physostigma.* **njalla b.** See *njalla.* **ordeal b.** See *Physostigma.* **St. Ignatius' b.** See *ignatia.* **vanilla b.** See *vanilla.*

bearberry (bār'ber-e). See *uva-ursi.*

Beard's disease (bērdz) [George Miller *Beard,* American physician, 1839–1883]. Neurasthenia,

bear's-foot. See *Polymnia.*

beat (bēt) A throb or pulsation, as of the heart or of an artery. **apex-b.,** the stroke of the apex of the left ventricle of the heart against the chest-wall, felt in the fifth left intercostal space. **ectopic b.,** a heart-beat originating at some point other than the sino-auricular node **forced b.,** an extrasystole produced by artificial stimulation of the heart. **premature b.** Same as *extrasystole.*

beat knee. A subcutaneous cellulitis over the knee cap.

beatin (be'at-in). A substance, $C_5H_{13}NO_3$, used in urinary diseases.

Beau's disease, lines, syndrome (bōz) [Joseph Honoré Simon *Beau,* French physician, 1806–1865]. See under *disease, line,* and *syndrome.*

Beauperthuys' treatment (bo-per-tu-ēz') [Louis Daniel *Beauperthuys,* physician in the West Indies]. See *treatment.*

bebeerin (be-be'rin). An alkaloid, $C_{19}H_{21}NO_3$, from bebeeru bark. It is a brownish-yellow powder, soluble in 5 parts of absolute alcohol, 15 parts of ether, and 6000 parts of cold water. It has tonic and febrifuge properties, and is used like quinin, and also as a tonic in dyspepsia and debility. The sulphate is used for the same purposes. Dose, 2–5 gr. (0.133–0.333 gm.).

bebeeru (be-be'roo). The greenheart tree, *Nectan'dra rodiæ'i,* of tropical America. Its bark is bitter and astringent, and is used as a tonic in malarial diseases.

Beccari process (bek-a're) [Guiseppe *Beccari,* physician in Florence]. See *process.*

bechic (bek'ik) [L. *bech'icus,* from Gr. βήξ cough]. 1. Good against a cough. 2. A remedy for cough.

bechol (bek'ol). A proprietary expectorant preparation of pine.

Bechterew's nucleus (bek'ter-ūz) [Vladimir Mikhailovich von *Bechterew,* Russian neurologist, born 1857]. See *nucleus.*

Beck's paste (beks) [Emil J. *Beck,* Chicago surgeon, born 1866]. See under *paste.*

Becker's phenomenon, test (bek'erz) [Otto Heinrich Enoch *Becker,* German oculist, 1828–1890]. See under *phenomenon* and *tests.*

Béclard's hernia (ba-klahrz') [Pierre Augustin *Béclard,* French anatomist, 1785–1825]. See *hernia.*

Becquerel's rays (bek-relz') [Antoine Henri *Becquerel,* French physicist, 1852–1908]. See under *ray.*

bed (bed). A couch or support for the body during sleep. **air-b.,** an air-tight, inflatable mattress. **Arnott's b.,** a rubber mattress filled with water employed to prevent bed-sores. **Bandeloux's b.,** an air-bed with a vessel beneath for the collection of urine, the whole being surmounted by a cradle covered with gauze **b.-fast, b.-ridden,** unable to leave the bed. **fracture-b.,** a bed for the use of patients with broken bones. **Gatch b.,** a bed fitted with a jointed bedrest by which the patient can be raised into a half-sitting position and kept so. **hydrostatic b.,** a water-bed. **metabolic b.,** a bed so arranged that all the feces and urine of the patient is saved. The amount of excreta compared to the intake gives an indication of the metabolism in the body. **b.-pan,** a shallow vessel for receiving the alvine discharges of the sick. **b.-rest,** a device for propping up patients in bed. **b.-sore,** an obstinate and sometimes gangrenous sore, caused by pressure of the body of a patient against the bed. **water-b.,** a rubber mattress filled with water: used to prevent bed-sores.

bedbug. The *Ci'mex lectula'rius,* a semiparasitic insect that infests neglected beds: used homeopathically as a remedy. See *Cimex.*

bedlam (bed'lam). An insane asylum.

bedlamism (bed'lam-izm). Insanity.

Bednar's aphthæ (bed'narz) [Alois *Bednar,* physician in Vienna, 19th century]. See under *aphthæ.*

Bedouin itch. Same as *lichen tropicus.*

bee (be). See *Apis.*

bee balm. See *Monarda.*

Beebe's serum (be'bē) [Silas Palmer *Beebe,* New York physician]. See *serum.*

beef-extract (bēf-eks'trakt). The soluble fibrin of lean beef partly desiccated. See under *extract.*

beef-tea (bēf'te). The infusion of lean beef: analeptic and somewhat nutritious.

beer (bēr). The fermented infusion of malted barley and hops.

Beer's collyrium, knife, operation (ba'erz) [George Joseph *Beer,* German ophthalmologist of 19th century]. See *collyrium, knife,* and *operation.*

beerwort (bēr'wert). An infusion of malt in water intended to be converted into beer. It is sometimes used for the cultivation of yeasts and molds.

beeswax (bēz'waks). Wax derived from honeycomb of *Apis mellifera.* See *cera.*

Begbie's disease (beg'bēz) [James *Begbie,* Scotch physician, 1798–1869]. See under *disease.*

beget (be-get'). To procreate.

Beggiatoa (bej"e-ah-to'ah) [named for F. S. *Beggiato*]. A genus of Schizomycetes growing in water, especially stagnant or contaminated water. They are seen in the form of gliding threads of gray or violet color, and more by means of an undulating membrane The cells contain sulphur granules, but have no sheath. *B. al'ba* forms glairin; *B. roseopersici'na* produces bacteriopurpurin.

begma (beg'mah) [Gr βῆγμα cough]. A cough; also the material expectorated by coughing.

behavior (be-hāv'yor). The act or manner of behaving. **invariable b.,** activity whose character is determined by innate structure, such as reflex action. **variable b.,** behavior which is modifiable by individual experience.

behaviorism (be-hāv'yor-izm). A theory of psychologic study based upon a purely objective observation and analysis of human and animal behavior without reference to the testimony of consciousness.

behen (be-hen') [Fr. *béhen*]. A popular name of various herbs and plants of the genera *Stat'ice, Centau'rea, Sile'ne,* etc.

Béhier-Hardy symptom (ba'he-a-har'de) [Louis Jules *Béhier,* French physician, 1813–1875]. See under *symptom.*

Behring's law, method, serum, etc. (ba'ringz) [Emil A. von *Behring*, German bacteriologist, 1854–1917]. See under *law, method, serum,* etc.

Beigel's disease (bi'gelz) [Hermann *Beigel*, German physician, 1830–1879]. See under *disease.*

bela (be'lah) [L.]. See *bael.*

belæ fructus (be'le fruk'tus) [L.]. The fruit of bael (q. v.).

Belas'caris mys'tax. An Ascarid worm common in the dog and cat, but sometimes found in the intestines of children.

belching (bel'shing). The eructation of wind.

belemnoid (be-lem'noid) [Gr. *βέλεμνον* dart + *εἶδος* form]. 1. Dart-shaped. 2. The styloid process of the ulna or of the temporal bone.

Belfield's operation (bel'fēldz) [William Thomas *Belfield*, surgeon in Chicago, born 1856]. Vasotomy.

Bell treatment [William Blair *Bell*, contemporary British gynecologist] See under *treatment*

belladonna (bel-ah-don'ah) [Ital. "fair lady"]. The *Atʹropa belladonʹna*, or deadly nightshade, a plant of Europe and Asia. Its poisonous leaves (*belladonnæ folia*, U. S. P.) and roots (*belladonnæ radix*, U. S. P.) are used in medicine and are narcotic, antispasmodic, anodyne, and respiratory and cardiac stimulants. The active principle to which its properties are due is *atropin* (q. v.). Belladonna is used as an antispasmodic in colic, cramps, whooping-cough, asthma, spasm of the bladder and the anal sphincter, and dysmenorrhea; to suppress secretions, as of saliva, sweat, and milk; in collapse, and to abort bronchitis and pharyngitis. It is also an antidote to opium and physostigma. The preparations of belladonna are all poisonous. Dose of the leaves, 1–5 gr. (0.065–0.324 gm.); of the alcoholic extract of the leaves, $\frac{1}{10}$–$\frac{1}{4}$ gr. (0.006–0.0162 gm.); of the abstract of the root, $\frac{1}{10}$–1 gr. (0.006–0.066 gm.); of the tincture (leaves), 1–20 min. (0.065–1.25 c.c.), of the fluidextract of the root, 1–3 min. (0.065–0.18 c.c.); of the juice (*succus b.*), 5–15 min. (0.333–1 c.c.); of the fluidextract of the leaves, 3–6 min. (0.2–0.4 c.c.); of the solid extract of the root, $\frac{1}{8}$–$\frac{1}{4}$ gr. (0.008–0.016 gm.).

belladonnin (bel-ah-don'in). An alkaloid, $C_{17}H_{21}NO_2$, from belladonna; isomeric with apatropin.

bellafolin (bel-ah-fo'lin). A proprietary preparation containing in pure form the total alkaloids of belladonna.

bell-crowned (bel-krownd'). Having a crown shaped like a bell: said of a tooth which is largest at the occlusal surface, and tapers toward the cervix.

Bellini's ducts, ligament [Lorenzo *Bellini*, Italian anatomist, 1643–1704]. See *duct* and *ligament.*

Bellocq's cannula (bel-oks') [Jean Jacques *Bellocq*, French surgeon, 1732–1807]. An instrument for plugging the posterior nares. See *cannula.*

bellond (bel'ond). Plumbism in cattle due to grazing in the neighborhood of lead-smelters where the soil is impregnated with the lead that settles from the fumes of the foundry.

bellones (bel-ōnz'). Polypoid tumors in the nares of horses, interfering with proper breathing.

Belloste's pill, solution (bel-osts') [Augustin *Belloste*, French surgeon, 1654–1730]. See under *pill* and *solution.*

Bell's disease or **mania** [Luther V. *Bell*, American physician, 1806–1862]. Acute periencephalitis.

Bell's law, nerve, palsy, phenomenon, etc. [Sir Charles *Bell*, Scotch physiologist in London, 1774–1842]. See under the nouns.

Bell's muscle [John *Bell*, Scotch anatomist, 1763–1820]. See under *muscle.*

bell-sound, bell-tympany. A clear, bell-like sound heard in pneumothorax.

belly (bel'e). 1. The abdomen. 2. The prominent part of a bulging muscle. **big b.,** abdominal distention with gastric disturbance in soldiers. **b.-bound,** constipated or costive. **b.-button,** the navel. **swollen b.,** tympanites in animals. **wooden b.,** abdominal rigidity.

belonephobia (be-lo-ne-fo'be-ah) [Gr. *βελόνη* needle + *φόβος* fear]. An insane dread of needles and pins

belt, Momburg's. A rubber tube or band passed two or three times around the waist and then drawn tight to arrest the bleeding in postpartum hemorrhage.

Belyando spew (bel-yan'do). See *grass sickness,* under *sickness.*

ben, oil of. A colorless oil expressed from the seed of *Morinʹga pterygosperʹma.* It is laxative and bland, and is used for extracting odors.

Bence-Jones albumin, albumosuria, bodies, cylinders, protein, reaction [Henry *Bence-Jones*, English physician, 1813–1873] See under the nouns.

bend. A turn or curve; a curved part. **head-b.,** a bend of the embryonic body in the region of the midbrain. **neck-b.,** a bend of the embryo at the posterior limit of the hind-brain

bends (bendz). A name for caisson-disease.

bene (be'ne). A Latin word signifying "well."

beneceptor (ben'e-sep-tor) [L. *beʹne* well + *ceptor*]. Crile's name for a nerve-ceptor which transmits stimuli of a beneficial character. Cf. *nocuceptor* and *ceptor,* 2d def.

benedictine (ben-e-dik'tēn) [Fr.]. A liqueur or cordial prepared at Fécamp, in France.

Benedict's test (ben'e-dikts) 1. [A. L. *Benedict*, American physician, born 1865] 2. [Stanley R. *Benedict*, American physiologic chemist] See under *tests.*

Benedikt's syndrome (ben'e-dikts) [Moritz *Benedikt*, Austrian physician, 1835–1920] See under *syndrome.*

beneficiary (ben-e-fish'e-a-re). The person to whom the amount of an insurance policy is payable

benign, benignant (be'nīn, be-nig'nant) [L. *beniʹgnus*]. Not malignant, not recurrent

Béniqué's sound (ba-ne-kāz') [Pierre Jules *Béniqué*, French physician, 1806–1851]. See under *sound.*

benné (ben'e), **oil of.** The fixed oil of sesame seeds. See *sesame.*

Bennet's corpuscles (ben'ets) [James Henry *Bennet*, English obstetrician, 1816–1891]. See *corpuscle.*

Bennett's disease (ben'ets) [John Hughes *Bennett*, English physician, 1812–1876]. Leukemia

Bennett's fracture, operation (ben'ets) [Edward Hallaran *Bennett*, Irish surgeon, 1837–1907]. See under *fracture* and *operation.*

Benoist's scale (be-nwah'z) [*Benoist*, French physicist]. See under *scale.*

benzacetin (ben-zas'e-tin). Acetoamidoethylsalicylic acid, a colorless, crystalline compound, $C_6H_3(OC_2H_3)(NH.COCH_3)COOH$; an antineuralgic remedy, slightly soluble in water. Dose, 8–15 gr. (0.5–1 gm.).

benzaconin (ben-zak'on-in). An alkaloid, $C_{32}H_{43}NO_{10}$, of aconite poisonous, but less so than aconitin

benzal (ben'zal). Same as *benzylidene.*

benzaldehyd (ben-zal'de-hid). Bitter almond oil; a colorless liquid, C_6H_5COH, produced by the oxidation of benzyl alcohol. Dose, $\frac{1}{4}$–1 min. (0.017–0.066 c.c.).

benzamid (ben'zam-id). A white, crystalline body, $C_6H_5.CO.NH_2$, obtainable from bitter almonds.

benzamin (ben-zam'in). Same as *beta-eucain.*

benzanalgen (ben-za-nal'jen). An antineuralgic and antiseptic agent, $C_{18}H_{16}N_2O_2$, from chinolin.

It is used in gout, rheumatism, and locomotor ataxia: it is a uric-acid dissolvent. Dose, 7½–45 gr. (0.486–2.916 gm.).

benzanilid (ben-zan'il-id). A white, febrifugal powder, $C_6H_5CO.NHC_6H_5$, or phenylbenzamid prepared by treating anilin with benzoyl chlorid. It is soluble in alcohol, but nearly insoluble in water. Dose, 1–10 gr. (0.060–0.666 gm.).

benzene (ben'zēn) A colorless, volatile liquid hydrocarbon, C_6H_6, from naphtha or soft coal. It has an ether-like odor, and burns with a light-giving flame It dissolves fats, resins, sulphur, phosphorus, iodin, and several alkaloids It is used as a pulmonary antiseptic in influenza, etc., as a teniacide, externally as a parasiticide, and recently in leukemias Dose, 5–10 min. (0.31–0.62 c.c.). Called also *benzol* **b. compounds,** aromatic compounds derived from benzene by substitution; they include anilin, phenol, salicylic acid, acetanilid, resorcinol, naphthol, thymol, benzoic acid, and numerous other medicinal compounds. See *closed chain*, under *chain* **b. picrate,** fortolin.

benzene-ring. See under *ring*.

benzenin, benzenobacillin (ben-ze'nin, ben-ze''no-bas-il'in). A poison, like etherin, chloroformin, and xylenin, extractable by ether from tubercle bacilli.

benzenoid (ben'ze-noid). A compound having benzene linkage as distinguished from quinonoid linkages.

benzidin (ben'zid-in). A colorless, crystalline compound, para-diamino-diphenyl, $(NH_2C_6H_4C_6H_4.NH_2)$, formed by the action of acids on hydrazobenzene used as a test for blood. See *benzidin test*, under *test*.

benzimid (ben'zim-id). A crystalline compound, $C_{28}H_{15}N_2O_2$, from bitter-almond oil. It is produced by the action of hydrocyanic acid on benzoyl hydrid

benzin, benzine (ben'zin) [L. *benzi'num*]. A clear, volatile distillate from petroleum made up of hexane and heptane and distilling at 70° to 90° C It is inflammable, and has a strong ethereal odor It is used as a solvent for fats, resin, caoutchouc, and certain alkaloids, and has been given as a teniacide. Dose, 5–10 min (0.31–0.62 c.c.). Called also *petroleum benzin* and *petroleum ether*.

benzinin (ben'zin-in). See *benzinobacillin*.

benzinobacillin (ben''zi-no-bas-il'in). A toxin derived from tubercle bacilli.

benzoate (ben'zo-āt). Any salt of benzoic acid.

benzoated (ben'zo-āt-ed). Containing or combined with benzoin or benzoic acid.

benzo-bismuth (ben-zo-biz'muth). A glucose solution of the trioxybismuthobenzoate of sodium containing some phenol Intramuscular dose, 0.2 gm. in the treatment of syphilis.

benzocain, benzocaine (ben'zo-ka-in). See *ethyl aminobenzoate*

benzochol (ben'zo-kol) A mixture of 10 c.c. of a cholesterinized extract of bull heart and 3 c.c. of a 10 per cent alcoholic solution of benzoin resin. used in a precipitation test for syphilis.

benzoeugenol (ben-zo-u'je-nol). Eugenol benzoate, $C_{10}H_{11}O_2.CO.C_6H_5$, a colorless, odorless, crystalline compound, soluble in hot alcohol: used like guaiacol in tuberculosis.

benzoflavin (ben-zo-fla'vin). A yellow, basic dye, isomeric with chrysanilin.

benzohydrol (ben-zo-hi'drol). A crystalline secondary alcohol, $(C_6H_5)CHOH$; it is a hydroxyl derivative of diphenylmethane.

benzoic acid (ben-zo'ik). See *acid*.

benzoin (ben-zo'in) [L. *benzo'inum*]. The balsamic resin of *Styrax ben'zoin*, a tree of south Asia. It has the stimulant and expectorant properties of benzoic acid, and is used for the same purposes. Dose, 5–30 gr. (0.3–2 gm.); of tincture, ½–1 dr. (2–4 c.c.); of compound tincture, ½–1 dr. (2–4 c.c.).

benzoinol (ben-zo'in-ol). Any oily substance used as an excipient and as an emollient application.

benzoiodhydrin (ben''zo-i''od-hi'drin). A brown, fatty substance, $(C_3H_5)ClH(C_7H_5O_2)$, derived from benzoyl iodid and epichlorhydrin: it is prepared for use by triturating 32.5 parts with 1000 parts of sugar, and is said to be preferable to potassium iodid as a therapeutic agent. Dose of the triturate, 2–15 gr. (0.133–1 gm.).

benzokinone (ben-zo-kin'ōn). A proprietary derivative of guaiacol.

benzol (ben'zol). See *benzene*.

benzolism (ben'zo-lizm). Poisoning by benzene or its vapor.

benzonaphthalin (ben-zo-naf'tha-lin). A therapeutic mixture of benzoic acid and naphthalin.

benzonaphthol (ben-zo-naf'thol). Benzoyl-naphthol, a crystalline substance, $C_6H_5CO.O.C_{10}H_7$, a compound of beta-naphthol and benzoic acid. It is an intestinal antiseptic in typhoid fever, etc. Dose, 4–8 gr. (0.26–0.518 gm.). **b.-bismuth,** a brown powder: used like other bismuth compounds. Dose, 15–30 gr. (1–2 gm.).

benzonitril (ben-zo-ni'tril). A volatile oil, phenylcyanid, C_6H_5CN, with odor of oil of bitter almonds, derivable from benzene-sulphonic acid by the action of potassium cyanid.

benzoparacresol (ben''zo-par-ah-kre'sol). An antiseptic substance, $C_6H_4(CH_3)(CO.C_6H_5)$, in colorless crystals, insoluble in water. Dose, 4 gr. (0.25 gm.).

benzophenoneid (ben''zo-fe-no'ne-id). A non-irritant, germicidal agent, tetramethyldiapsidobenzophenoid, soluble in water: used in keratitis and corneal ulceration.

benzopurpurin (ben-zo-pur'pu-rin). Any one of a series of azo-dyes of a scarlet color. **b. B** is an indicator with a PH range of 2.0–4.0.

benzopyrin (ben-zo-pi'rin). Antipyrin benzoate.

benzoresinol (ben-zo-rez'in-ol). A resinol from benzoin.

benzosalicin (ben-zo-sal'is-in). Same as *populin*.

benzosalin (ben-zo-sa'lin). A tasteless white powder, the methyl ester of benzosalicylic acid, $C_6H_5.CO\,O.C_6H_4\,CO\,O\,CH_3$, used in rheumatism, sciatica, neuralgia, and as an intestinal antiseptic. Dose, 20–40 gr. (1.3–2.6 gm.).

benzosol (ben'zo-sol). A crystalline powder, $C_6H_5.CO\,O.C_6H_4.O\,CH_3$, or benzoate of guaiacol, containing 54 per cent. of guaiacol. It is insoluble in water, not soluble in alcohol, ether, and chloroform. It is used as a substitute for creosote in tuberculosis and in diabetes, and as an intestinal antiseptic. Dose, 3–12 gr. (0.194–0.78 gm.). Called also *benzosol-guaiacol*.

benzosol-eugenol (ben''zo-sol-u'je-nol). A eugenol derivative, $C_{15}H_{12}O_3$. used in tuberculosis.

benzosol-guaiacol (ben''zo-sol-gwi'a-kol). Same as *benzosol*.

benzosulphinide (ben-zo-sul'fin-id). Same as *saccharin*.

benzoyl (ben-zo'il). The radical, $C_6H_5.CO$, of benzoic acid and of an extensive series of compounds. **b -acetylperoxid.** See *acetozone*. **b. carbinol,** a local anesthetic, $C_6H_5CO.CH_2OH$. **b.-ecgonin,** an alkaloid, $C_6H_5.CO.O.CH.C_8H_9(COOH)N.CH_3$, prepared from cocain: its action resembles that of caffein **b.-eugenol,** an antitubercular agent, $C_3H_5.C_6H_3(OCH_3)CO_2C_6H_5$, prepared from benzoic acid and eugenol: it occurs in tasteless, acicular crystals, insoluble in water. Dose, 7½–15 gr. (0.5–1 gm.). **b.-morphin,** a feebly anesthetic benzoyl compound. See *peronin*. **b. paracresol,** a compound of paracresol and benzoyl chlorid: used as an intestinal antiseptic in doses of 5 gr. (0.25 gm.). **b. peroxid,** lucidol. **b.-pseudotropein,** a locally anesthetic alkaloid from coca. **b.-quinin,** a benzoyl compound with locally anesthetic properties. **b. tannate,** a yellowish, insoluble powder. **b.-tropein,** a sub-

stance, $C_{15}H_{19}NO_2 + 2H_2O$, occurring in the form of silky needles. Its salts are soluble and locally anesthetic.

benzozone (ben'zo-zōn). See *acetozone*.

benzurin (ben'zu-rin). The dihydroxymercuri derivative of benzopurpurin.

benzycin (ben-zi'sin). Sodium benzyl succinate, $C_6H_5.CH_2.O.CO.(CH_2)_2CO.ONa$: used like benzyl benzoate.

benzyl (ben'zil). The hydrocarbon radical, $C_7H_7 = C_6H_5.CH_2$, of benzyl alcohol and various other bodies. **b. alcohol.** See under *alcohol*. **b. benzoate,** a volatile oil, $C_6H_5.CO.O.CH_2.C_6H_5$, from balsams of Peru and Tolu. It lowers the tone of unstriped muscle and has been suggested as a remedy in renal, biliary, uterine, and intestinal colic and in hypertension, angina pectoris, asthma, whooping-cough, painful menstruation, etc. Dose, 5–7 min. (0.3–0.5 c.c.). **b. bromid,** a war gas, $C_6H_5.CH_2Br$, causing lacrimation. **b. carbinol,** phenyl ethyl alcohol, a constituent of oil of rose, possessing anesthetic properties. **b. fumerate,** a white crystalline substance, $C_6H_5CH_2.OOC.CH : CH : COO.CH_2C_6H_5$, containing 63 6 per cent. of benzyl. It is used like benzyl benzoate, but has the advantage over the latter of being tasteless. Dose, 5–20 gr. (0.3–1.3 gm.). **b.-glycocoll,** hippuric acid. **b. mandelate,** the benzyl ester of mandelic acid: used as an antispasmodic on smooth muscle-fiber, as in high blood-pressure. **b.-morphin,** a morphin derivative, $C_{17}H_{18}NO_2.O.CH_2$: a good hypnotic. **b. succinate,** the dibenzyl ester of succinic acid, $(C_6H_5.CH_2.O.CO.CH_2)_2$: used as an antispasmodic to non-striated muscle. Dose, 5–15 gr. (0.3–1 gm.).

benzylidene (ben-zil'id-ēn). A hydrocarbon radical, $C_6H_5CH:$.

benzyphos (ben-zi'fos). Sodium dibenzyl phosphate: used like benzyl benzoate.

Béraneck's tuberculin (ba-ran-eks') [Edmond *Béraneck*, Swiss bacteriologist, 1859–1921]. See under *tuberculin*

Bérard's aneurysm (ba-rarz') [Auguste *Bérard*, French surgeon, 1802–1846]. See *aneurysm*.

Béraud's ligament, valve (ba rōz') [Bruno Jean Jacques *Béraud*, French surgeon, 1823–1865]. See *ligament, valve*.

berbamin (ber'bam-in). A crystalline alkaloid, $C_{18}H_{19}NO_3$, from *Berberis vulgaris*.

berberin (ber'ber-in). An alkaloid, $C_{20}H_{17}NO_4$, from the bark of *Ber'beris vulga'ris, Hydras'tis canaden'sis*, and from other plants. It is a tonic and antiperiodic. Dose of the alkaloid or its salts, 1–10 gr. (0.066–0 666 gm.).

Berberis (ber'ber-is) [L.]. A genus of berberidaceous shrubs, many of them medicinal. *B. vulga'ris*, the common barberry, is an astringent tonic, purgative in considerable doses. Dose of fluidextract, 5–30 min. (0.333–2 c.c.); of tincture, 10 min.–1 fl.dr. (0 666–4 c.c.).

berbin (ber'bin). See *oxycanthin*.

bergamiol (ber-gam'e-ol). Linalool acetate, the chief constituent of oil of bergamot.

bergamot (ber'ga-mot) [L. *berga'mium*]. 1. The tree, *Cit'rus berga'mia;* also its orange-like fruit, whose rind affords the fragrant oil of bergamot (L. *ol'eum berga'mii*). 2. A popular name for various fragrant labiate plants, such as *Men'tha citra'ta* and *Monar'da fistulo'sa*. **wild b.** See *Monarda*.

bergapten (ber-gap'ten). A stearopten, $C_{12}H_8O_4$, from oil of bergamot; bergamot camphor.

Bergenhem's operation (bair'gen-hemz) [B. *Bergenhem*, contemporary Swedish surgeon]. See under *operation*.

bergenin (ber'jen-in). A crystalline nerve tonic principle from plants of the genus *Saxif'raga*.

Berger's method, operation (bāhr-zhēz') [Paul *Berger*, French surgeon, born 1845]. See *method, operation*.

Berger's paresthesia, sign (ber'gerz) [Emil *Berger*, Austrian physician]. See under *paresthesia* and *sign*.

Bergeron's disease (berzh'ronz) [Etienne Jules *Bergeron*, French physician, 1817–1900]. See under *disease*.

Bergonié method or **treatment** (bār-go-nya') [Jean A. *Bergonié*, French physician, 1857–1925]. See under *treatment*.

beriberi (ber-e-ber'e) [Singhalese, "I cannot," signifying that the person is too ill to do anything]. An endemic form of polyneuritis prevalent chiefly in Japan, India, China, the Philippines, and the Malay Peninsula, and usually fatal (Bontius, 1642). It is marked by spasmodic rigidity of the lower limbs, with muscular atrophy, paralysis, anemia, and neuralgic pains. The disease is believed to be due to a too exclusive diet of overmilled or highly polished rice or other carbohydrate food which is deficient in accessory food factors known as antineuritic vitamin. Called also *kakke, asjike, lampe, endemic multiple neuritis, panneuritis epidemica*, and *polyneuritis endemica*. **infantile b.,** a disease of infants in the Philippines, who are nursed by mothers affected with beriberi **ship b.,** a disease resembling tropical beriberi, seen on Norwegian ships, but with dropsy a more prominent symptom than neuritis. **wet b.,** a form with anemia and dropsy, but without paralysis.

beriberic (ber-e-ber'ik). Pertaining to, or of the nature of, beriberi.

Berlin blue (ber-lin' blew). Iron ferrocyanid or some preparation of it: used as a stain in histology.

Berlin's disease (ber'linz) [Rudolf *Berlin*, German oculist, 1833–1897]. See under *disease*.

Bernard's canal, layer, puncture, etc. (bernarz') [Claude *Bernard*, French physiologist, 1813–1878]. See under the nouns.

Bernhardt's disease (bern'harts) [Max *Bernhardt*, neurologist in Berlin, 1844–1915]. See under *disease*.

Bernheimer's fibers (bern'hi-merz) [Stefan *Bernheimer*, Austrian ophthalmologist, 1861–1918]. See under *fiber*.

berry (ber'e). A small fruit with a succulent pericarp. **bear b.,** Uva ursi. **buckthorn b.,** Rhamnus cathartica. **elder b.,** Sambucus **fish b.,** Cocculus. **horse nettle b.,** Solanum. **horse savin b.,** Juniperus **Indian b.,** Coccolus **poke b.,** Phytolacca **prickly ash b.,** Xanthoxylum. **saw-palmetto b.,** Serenoa. **sumac b.,** Rhus glabra.

Berthollet's fluid, law (ber-to-lāz') [Claude Louis *Berthollet*, French chemist, 1748–1822]. See *fluid* and *law*.

Bertiel'la sat'yri. A tapeworm found in Mauritius

bertillonage (bār-te-yon-nahzh') [Alphonse *Bertillon*, French criminologist, 1853–1914]. The recorded measurement and description of criminals for future identification.

Bertin's bones, column, ligament (ber'tinz) [Exupère Joseph *Bertin*, French anatomist, 1712–1781]. See *bone, column, ligament*.

beryllium (ber-il'e-um) [Gr. βήρυλλος beryl]. A metallic element of atomic weight 9.1, symbol Be. Same as *glucinum*.

besiclometer (bes-ik-lom'et-er). An instrument for measuring the forehead to ascertain the proper width of spectacle frames.

Besnier's rheumatism (be-ne-āz') [Jules *Besnier*, French physician]. Chronic synovitis.

besoin de respirer (bez-wan' deh res-pe-ra') [Fr.]. The sensation which prompts the act of breathing.

Besredka's vaccine (bes-red'kahz) [Alexander *Besredka*, pathologist at Pasteur Institute, Paris]. See under *vaccine*.

Best's operation (bests) [Vans *Best*, Scotch surgeon, 1836–1875]. See under *operation*.

bestiality (bes-te-al'it-e) [L. *bes'tia* beast]. Sexual connection with an animal.

Bestucheff's tincture (bes'tu-chefs) [Russian fieldmarshal, 1693–1766]. See *tincture*.

Beta (be'tah) [L.]. A genus of plants to which the beet belongs. **B. vulga'ris**, the common beet.

beta- (be'tah-). The second letter of the Greek alphabet, *β*; as a prefix in chemic words, to distinguish one of two or more isomers or to indicate the position of substituting atoms or groups in certain compounds. See *alpha*.

beta-albumosease (be"tah-al-bu-mo'se-ās). Same as *erepsin*.

betacism (be'tah-sizm) [Gr. *βῆτα* the letter *β*]. The excessive use of the *b*-sound in speaking.

beta-eigon (be-tah-i'gon). An iodin-peptone preparation. See *alpha-eigon*.

beta-eucain (be"tah-u-ka'in). See under *eucain*.

beta-eunol (be-tah-u'nol). A proprietary naphthol and eucalyptol preparation used in surgery and in skin diseases as an antiseptic

beta-hydroxybutyric acid (be"tah-hi-drok"se-bu-tir'ik). See *beta-oxybutyric acid*, under *acid*.

beta-imidazolylethylamin (be"tah-im"id-a-zol-il-eth-il-am'in). Histamin.

beta-iminazolylethylamin (be"tah-im"in-a-zol"il-eth"il-am'in). Histamin.

betain (be'tah-in) [L. *be'ta* beet]. A deliquescent crystalline alkaloid, $C_5H_{11}NO_2$, the anhydride of trimethyl glycocoll, having a sweetish taste, derived from the common beet and other sources, and produced by the oxidation of cholin. It is an emmenagogue. Dose, 2–4 gr (0.13–0.26 gm.). **b. hydrochlorid.** See *acidol*.

beta-ketopalmitic acid (be"tah-ke-to-pal-mit'-ik). $CH_3.(CH_2)_{12}CO.CH_2.COOH$, an oxidized form of palmitic acid.

beta-naphthol (be-tah-naf'thol). See *naphthol*. **b. benzoate.** Same as *benzonaphthol* **b. bismuth,** a brown, powdery mixture of bismuth oxid, 8 parts, with beta-naphthol, 2 parts. It is insoluble in water, and is used as an intestinal antiseptic. Dose, 15–45 gr (1–3 gm.). **b. carbonate,** an ester in colorless, shining scales an intestinal antiseptic.

beta-naphthol-benzylamin (be-tah-naf"thol-ben-zil'am-in) A reagent by which aldoses can be distinguished from ketoses. It combines with the former and produces crystalline products, but not with the latter.

beta-naphthyl (be-tah-naf'thil). The combining group, $C_{10}H_7$, of betanaphthol. **b. benzoate.** Same as *benzonaphthol*. **b. salicylate.** Same as *betol*.

beta-oxybutyria (be"tah-oks-e-bu-ti're-ah). The presence of beta-oxybutyric acid in the urine: believed to be the cause of diabetic coma. Cf. *kelonuria*.

beta-oxybutyric acid (be"tah-oks-e-bu-tir'ik). See *acid*.

beta-parahydroxyphenylpropionic acid. Same as *tyrosin*.

beta-phenylalpha-amino-propionic acid. Same as *phenyl alanin*. See under *acid*.

beta-quinin (be-ta-quin'in). See *quinidin*.

betasulphopyrin (be-tah-sul-fo-pi'rin) A compound of sulphanilic acid and antipyrin, used in influenza, coryza, and iodism. Dose, 15 gr. (1 gm.).

bête rouge (bāt-roozh') [Fr. "red breast"]. The red mite of Martinique and Honduras which burrows into the skin. It is probably a species of *Trombidium*.

betel (be'tl) [Tamil *vettilei*]. An East Indian masticatory, consisting of a piece of betel-nut rolled up with lime in a betel-leaf. It is tonic, astringent, and stimulant. Dose of fluidextract, 1–3 dr. (4–12 c.c.). **b.-leaf,** the leaf of *Pi'per be'tle:* used as a masticatory; pan or pawn. **b.-nut,** the nut of *Ar'eca cat'echu*, a palm-tree of South Asia: it is a highly astringent anthelmintic.

betin (be'tin). A concentration prepared from the common beet: said to be a good substitute for ergot. Dose, 2–4 gr. (0.133–0.26 gm.).

betol (be'tol). A white powder, beta naphthyl salicylate, $C_6H_4(OH)CO_2.C_{10}H_7$, a derivative of beta-naphthol and salicylic acid. It is nearly insoluble in water, but soluble in 3 parts of boiling alcohol or ether. It is an intestinal antiseptic and antizymotic, and is useful in rheumatism and cystitis and in putrid intestinal diseases. Dose 10–20 gr. (0.648–1.29 gm.). Called also *salinaphthol* and *naphthalol*.

Betonica (be-ton'ik-ah) [L.]. A genus of labiate plants. *B. officina'lis*, wood betony, was formerly used in medicine the tops are astringent and aromatic, the root, emetic and cathartic.

Bettendorff's test (bet'en-dorfz) [A. J. H. M. *Bettendorff*, German chemist, born 1839]. See under *tests*.

Betula (bet'u-lah) [L.]. A genus of trees: the birches. See *birch*.

betulin (bet'u-lin). A resin or camphor, $C_{36}H_{60}O_3$, from white birch bark.

betulinar (be-tu'lin-ar). A proprietary solution of salicyl-menthol-betulin, 11 parts, and boroglycerin, 19 parts, in tincture of birch, 20 parts, and aromatic birch-water, 50 parts: antirheumatic.

betulol (bet'u-lol). A proprietary preparation of methyl salicylate: used in gout, rheumatism, and neuralgia.

betweenbrain (be-twēn'brān). The thalamencephalon

Betz's cells (bets) [Philipp Friedrich *Betz*, German physician, born 1819]. See under *cell*.

Beurmann's disease (bowr'manz) [Lucien de *Beurmann*, French physician, died 1924]. See under *disease*.

Bevan's incision (bev'anz) [Arthur Dean *Bevan*, American surgeon, born 1860]. See *incision*.

Beyerinck's reaction (bi'er-inks) [M. W. *Beyerinck*, contemporary Dutch physician]. See under *reaction*.

bezoar (be-zo'ar) [Persian]. A concretion of various character from the stomachs and intestines of animals: formerly esteemed as a medicine.

Bezold's abscess, mastoiditis, perforation, sign, triad, etc. (ba'zoldz) [Friedrich *Bezold*, aurist in Munich, 1842–1908]. See *abscess, mastoiditis, perforation, sign, triad*, etc.

Bezold's ganglion (ba'zoldz) [Albert von *Bezold*, German physiologist of 19th century]. See *ganglion*.

B. F. Abbreviation for *bouillon filtré*. See under *tuberculin*.

bhang (bhang) [Hind.]. Same as *Cannabis indica*.

B. I. Abbreviation for *base of prism in*.

Bi. Symbol for *bismuth*.

bi- [L. *bi* two]. A prefix signifying "two" or "twice."

Bial's test (be'alz) [Manfred *Bial*, German physician, 1870–1908]. See under *tests*.

Bianchi's nodule (be-ang'kē) [Giovanni Battista *Bianchi*, Italian anatomist, 1681–1761]. The corpora arantii.

biarticular (bi-ar-tik'u-lar). Pertaining to two joints.

biasteric (bi-as-ter'ik). Pertaining to the two asteria.

biauricular (bi-aw-rik'u-lar). Pertaining to the two auricles.

Bib. Abbreviation for L. *bi'be*, drink

bib (bib). A fragment of a red blood-cell often seen attached to the crescent bodies of the blood of estivo-autumnal fever.

bibasic (bi-ba'sik). Doubly basic; having two hydrogen atoms that may be replaced by bases.

biberin (bi-be'rin). Same as *bebeerin*.

bibulous (bib'u-lus) [L. *bib'ulus*, from *bib'ere* to drink]. Having the property of absorbing moisture.

bicameral abscess (bi-kam'er-al) [L. *bi* two + *cam'era* chamber]. An abscess with two chambers

bicapsular (bi-kap'su-lar) [L *bi* two + *cap'sula* a capsule]. Having two capsules.

bicarbonate (bi-kar'bon-āt). Any salt having two equivalents of carbonic acid to one of a basic substance.

bicardiogram (bi-kar'de-o-gram). A curve in an electrocardiogram indicating the composite effect of the right and left auricle.

bicaudal, bicaudate (bi-kaw'dal, bi-kaw'dāt) [L. *bicauda'lis, bicauda'tus; bi* two + *cau'da* tail]. Having two tails.

bicellular (bi-sel'u-lar). Made up of two cells, or having two cells

bicephalus (bi-sef'al-us). See *dicephalus*.

biceps (bi'seps) [L. from *bi* two + *ca'put* head]. 1. Having two heads. 2 See *muscles, table of*.

biceptor (bi-sep'tor). A receptor which has two complementophil groups.

Bichat's canal, fissure, foramen, etc. (be-shaz') [Marie François Xavier *Bichat*, an eminent French anatomist and physiologist, 1771–1802, the founder of scientific histology and pathologic anatomy]. See *canal, fissure, foramen*, etc.

bichloralantipyrin (bi-klo"ral-an-te-pi'rin). Same as *dichloralantipyrin*.

bichlorid (bi-klo'rid). 1. Any chlorid which contains two equivalents of chlorin. 2. An abbreviation for bichlorid of mercury. See under *mercury*.

bichloridol (bi-klo'rid-ol) A proprietary form of mercury bichlorid

bicho (be'ko). Epidemic gangrenous rectitis. See under *rectitis*.

bichromate (bi-kro'māt). Any salt of the acid, $H_2Cr_2O_7$

biciliate (bi-sil'e-āt). Possessing two cilia.

bicipital (bi-sip'it-al). 1. Having two heads. 2. Pertaining to a biceps muscle.

$Bi_2(CO_3)_3$. Bismuth carbonate.

biconcave (bi-kon'kāv). Having two concave surfaces.

biconvex (bi-kon'veks). Having two convex surfaces

bicornate, bicornute (bi-kor'nāt, bi-kor'nūt) [L. *bis* twice + *cornu'tus* horned] Having two horns.

bicoronial (bi-ko-ro'ne-al). Pertaining to the two coronæ.

bicorporate (bi-kor'po-rāt) [L. *bi* two + *cor'pus* body] Having two bodies

bicuspid, bicuspidate (bi-kus'pid, bi-kus'pid-āt) [L. *bis* twice + *cus'pis* point]. 1. Having two cusps or points 2. A bicuspid valve. 3. A tooth having two cusps; a premolar tooth

bicycle heart (bi'si-kl hart). A heart disease in consequence of misuse of the bicycle. **b. throat,** a form of sore throat due to the inhalation of road-dust.

B. i. d. Abbreviation for L. *bis in di'e*, twice a day.

Bidder's ganglion [Heinrich Friedrich *Bidder*, German anatomist, 1810–1894]. See *ganglion*.

bidermoma (bi-der-mo'mah) [L *bi* two + Gr. *δέρμα* skin + *-ωμα* tumor]. A teratoid growth containing two germ-layers.

bidet (be-da') [Fr. "pony"]. A fixed sitz-bath-tub, usually with attachments for giving injections, etc.

biduotertian (bid"u-o-ter'she-an). Tertian but having the recurrences nearly continuous. See under *fever*.

biduous (bid'u-us). Lasting for two days.

Biedert's cream mixture (be'derts) [Philip *Biedert*, pediatrist in Strasburg, 1847–1916]. See under *mixture*.

bi-electrolysis (bi"e-lek-trol'is-is). Electrolysis in which decomposition takes place at both poles.

biennial (bi en'e-al) [L. *bi* two + *an'nus* year]. 1. Occurring once in two years; also lasting two years. 2. A plant which completes its life history in two years, usually reproducing the second year.

Bier's anesthesia, hyperemia, etc. (beerz) [August Karl Gustav *Bier*, surgeon in Berlin, born 1801]. See *anesthesia, hyperemia*, etc.

Biermer's anemia, sign (bēr'merz) [Anton *Biermer*, German physician, 1827–1892]. See *anemia* and *sign*

Biernacki's sign (byēr-naht'skēz) [Edmund *Biernacki*, Polish physician in Lemberg, Austria, 1867–1912]. See under *sign*

Biesiadecki's fossa (bya-syah-det'skēz) [Alfred von *Biesiadecki*, Polish physician, 1839–1888]. See under *fossa*.

Biett's solution (be-ets') [Laurent Théodore *Biett*, Parisian physician, 1781–1840]. See *solution*

bifid (bi'fid) [L *bif'idus*]. Cleft into two parts.

bifocal (bi-fo'kal). Having two foci.

biforate (bi-fo'rāt) [L. *bis* twice + *fo'ra* opening]. Having two foramina or openings

bifurcate (bi-fur'kāt) [L. *bifurca'tus*, from *bi* two + *fur'ca* fork] Forked; divided into two like a fork.

bifurcation (bi-fur-ka'shun) [L *bifurca'tio*, from *bi* two + *fur'ca* fork] Division into two branches.

Bigelovia (big-e-lo've-ah) [for Jacob *Bigelow*, 1787–1879] A genus of composite-flowered plants. *B. vene'ta*, of North America, is one of the species affording *damiana* (q. v.)

Bigelow's ligament (big'el-ōz) [Henry Jacob *Bigelow*, Boston surgeon, 1816–1890] See *ligament*

bigemina (bi-jem'in-ah). A bigeminal pulse.

bigeminal (bi-jem'in-al). Twin. **b. bodies, b. pulse.** See *corpus bigeminum* and *pulse*

bigeminum (bi-jem'in-um), pl. *bigem'ina* [L. "twin"]. Either one of the corpora bigemina of the fetus or of a bird; the fetal bigemina become the corpora quadrigemina.

bigeminy (bi-jem'in-e). The condition of occurring in pairs, especially the condition of two pulse-beats occurring in rapid succession. See *bigeminal pulse*, under *pulse*.

big-head. Bulging of the skull-bones of an animal, due to osteomalacia.

big-knee. See under *knee*.

bigonial (bi-go'ne-al) Connecting the two gonions.

bilabe (bi'lāb) [L. *bis* twice + *la'bium* lip]. An instrument for taking small calculi from the bladder through the urethra.

bilateral (bī-lat'er-al) [L. *bis* twice + *la'tus* side]. Having two sides, or pertaining to both sides.

bilateralism (bi-lat'er-al-izm). Bilateral symmetry.

bilberry (bil'ber-e). The huckleberry of Europe, *Vaccin'ium myrtil'lus:* used as an intestinal astringent.

bile (bīl) [L. *bi'lis*]. The golden-brown or greenish-yellow substance secreted by the liver; gall. It has a bitter taste, an alkaline reaction, and a density of from 1026 to 1032. It contains water, sodium taurocholate, sodium glycocholate, mucus, cholesterin, lecithin, fat, and various pigments. The bile aids the action of the pancreatic juice: it emulsifies fat and prevents putrefactive changes in the intestine. Bile salts have been used in medicine to stimulate the secretory activity of the liver, as in obstructive jaundice and biliary fistula. **A b.,** bile from the common bile-duct.

B b., bile from the gall-bladder. **C b.**, bile from the hepatic duct. **cystic b.**, the bile which is held for some time in the gall-bladder before moving into the intestine. **Platner's crystallized b.**, a crystalline substance obtained by the action of ether in an alcoholic extract of bile. **white b.**, the colorless liquid sometimes found in obstructed common and hepatic ducts; believed to be a secretion of the mucosa of the biliary passages.

bile-cyst. The gall-bladder.

bile-duct. One of the excretory ducts of the liver See under *duct*

bilein, bilene (bi-le'in, bi'lēn). A proprietary mixture of the essential salts of the bile.

bileyl (bil'il). A proprietary extract of fresh ox-gall

Bilharzia (bil-har'ze-ah) [for T. *Bilharz*]. A genus of flukes or trematodes. See *Schistosoma hæmatobium*.

bilharzial (bil-har'ze-al) Bilharzic.

bilharziasis, bilharziosis (bil-har-zi'as-is, bil-har-ze-o'sis). Disease due to the presence of Bilharzia (Schistosoma).

bilharzic (bil-har'zik). Pertaining to or caused by Bilharzia.

biliary (bil'e-a-re). Pertaining to the bile.

bilicyanin (bil-e-si'an-in) [L. *bi'lis* bile + *cya'neus* blue]. A blue pigment derivable from biliverdin; cholecyanin

bilifaction (bil-e-fak'shun). Bilification.

bilifecia (bil-if-e'se-ah). Bile in the feces.

bilification (bil"if-ik-a'shun). The formation or secretion of bile.

biliflavin (bil-if-la'vin) [L. *bi'lis* bile + *fla'vus* yellow]. A yellow pigment obtainable from biliverdin.

bilifulvin (bil-if-ul'vin) [L. *bi'lis* bile + *ful'vus* tawny]. An impure bilirubin of a tawny color; also a tawny pigment from ox-gall, not normally found in healthy human bile.

bilifuscin (bil-if-us'in) [L. *bi'lis* bile + *fus'cus* brown]. A pigment from human bile and gall-stones

bilihumin (bil-e-hu'min) [L. *bi'lis* bile + *hu'mus* earth]. An insoluble ingredient of gall-stones.

bilin (bi'lin) [L. *bi'lis* bile]. The main constituent of the bile, composed chiefly of the sodium salts of the normal bile acids.

bilineurin (bil-e-nu'rin) [L. *bi'lis* bile + Gr. *νεῦρον* nerve]. Same as *cholin*.

bilious (bil'yus) [L *bilio'sus*]. Characterized by bile, by excess of bile, or by biliousness.

biliousness (bil'yus-nes) Malaise, with constipation, headache, and indigestion, attributed to an excessive secretion of bile.

biliphein (bil-e-fe'in) [L. *bi'lis* bile + Gr. *φαιός* tawny] Bilirubin; also, a mixed pigment obtainable from the bile.

biliprasin (bil-e-pra'sin) [L. *bi'lis* bile + Gr. *πράσον* leek]. A green pigment from gall-stones.

bilipurpin, bilipurpurin (bil-e-pur'pin, bil-e-pur'pu-rin) [L. *bi'lis* bile + *pur'pur* purple]. A purple pigment from biliverdin.

bilipyrrhin (bil-e-pir'in) [L. *bi'lis* bile + *πυῤῥός* red-yellow]. Same as *biliphein*.

bilirubin (bil-e-roo'bin) [L. *bi'lis* bile + *ru'ber* red]. A red bile-pigment, $C_{16}H_{18}N_2O_3$, sometimes found in urine and occurring in the blood and tissues in jaundice It is crystalline in form, and is insoluble in water, nearly so in alcohol, but quite soluble in alkaline solutions. It is now believed that bilirubin is manufactured out of hemoglobin by the Kupffer cells of the liver.

bilirubinate (bil-e-roo'bin-āt). A salt of bilirubin.

bilirubinemia (bil-e-roo-bin-e'me-ah) [*bilirubin* + Gr. *αἷμα* blood]. The presence of bilirubin in the blood.

bilirubinic (bil-e-roo-bin'ik). Pertaining to bilirubin.

bilirubinuria (bil-e-roo-bin-u're-ah). Presence of bilirubin in the urine.

bilitropin (bil-it'ro-pin). Hexamethylentetramin in combination with ethereal oils· used in diseases of the liver and the biliary tract

biliuria (bil-e-u're-ah) [L. *bilis* bile + Gr. *οὖρον* urine] Bile in the urine.

biliverdin (bil-e-ver'din) [L. *bi'lis* bile + *vir'idis* green]. A green pigment, $C_{16}H_{20}N_2O_5$, formed from bilirubin by oxidation. It occurs in gall-stones and in the urine in jaundice.

biliverdinate (bil-e-ver'din-āt). A salt of biliverdin.

bilixanthin (bil-e-zan'thin) [L. *bi'lis* bile + Gr. *ξανθός* yellow]. Same as *choletelin*.

bill of health. A document which must be obtained by the master of a vessel from a consul before his vessel may sail.

Billroth's disease, mixture, operation (bil'rōts) [Theodor *Billroth*, surgeon in Vienna, 1829–1894]. See *disease, mixture, operation*.

bilobate (bi-lo'bāt) [L. *bi* two + *lo'bus* lobe]. Having two lobes.

bilobular (bi-lob'u-lar) [L. *bilobula'ris*]. Having two lobules.

bilocular (bi-lok'u-lar) [L. *bis* twice + *loc'ulus* cell]. Having two compartments.

biloculate (bi-lok'u-lāt). Bilocular.

bilophodont (bi-lof'o-dont) [L *bi* two + Gr. *λόφος* ridge + *ὀδούς* tooth] Having teeth with two ridges on them, applied to certain animals, as the kangaroo.

biltong (bil'tong). The dried meat of a species of buck of South Africa. said to be very nutritious.

bimanual (bi-man'u-al) [L. *bis* twice + *manua'lis* of the hand]. With both hands, performed by both hands.

bimastic (bi-mas'tik). Having two mammæ.

bimastism (bi-mas'tizm) [L. *bi* two + Gr. *μαστός* breast]. The state of having two mammæ.

bimastoid (bi-mas'toid). Pertaining to both mastoid processes.

bimaxillary (bi-mak'sil-a-re). Pertaining to or affecting both jaws.

bimolecular (bi-mo-lek'u-lar). Relating to or formed from two molecules.

binary (bi'na-re) [L. *bina'rius* of two]. Made up of two elements.

binaural (bin-aw'ral) [L. *bi'ni* two + *au'ris* ear]. Pertaining to both ears.

binauricular (bin-aw-rik'u-lar) [L. *bi'ni* two + *auric'ula* little ear]. Pertaining to both auricles.

binder (bīn'der). An abdominal girdle or bandage, chiefly for women in childbed (**obstetric b.**).

bindweb (bīnd'web). 1. The neuroglia. 2. Any connective tissue or stroma.

binegative (bi-neg'at-iv). Having two negative balances.

Binet age (be-na') See under *age*.

Binet's test (be-naz') [Alfred *Binet*, French physiologist, 1857–1911]. See under *tests*.

Binet-Simon test (be-na-se-man') [Alfred *Binet*; T. *Simon*]. See under *tests*.

Bing's entotic test (bingz) [Albert *Bing*, German otologist, 1844–1022]. See under *tests*.

biniodid (bin-i'o-did). Any iodid that has two atoms of iodin in each molecule.

$Bi(NO_3)_3$. Bismuth nitrate.

binocular (bin-ok'u-lar) [L. *bi'ni* two + *oc'ulus* eye]. Pertaining to both eyes

binotic (bin-ot'ik) [L. *bi'ni* two + Gr. *οὖς* ear]. Pertaining to both ears.

binovular (bin-ov'u-lar) [L. *bi'ni* two + *o'vum* an egg]. Derived from two distinct ova.

binoxid (bin-oks'id). Same as *dioxid*.

binuclear, binucleate (bi-nu'kle-ar, bi-nu'kle-āt) [L. *bi'ni* two + *nu'cleus* nut]. Having two nuclei.

Binucleata (bi-nu-kle-a'tah) [L. *bi'ni* two + *nu'cleus*]. A proposed new order of flagellate protozoa, including the Hæmosporidia and the trypanosomes.

binucleolate (bi-nu-kle'o-lāt) [L. *bi'ni* two + *nucleolus*]. Having two nucleoli.

Binz's test (binz) [Karl *Binz*, German pharmacologist, 1832–1912]. See under *tests*.

bio-aëration (bi"o-a-er-a'shun) A modification of the activated sludge method of purifying sewage.

bio-assay (bi-o-as'a) [Gr. *βios* life + *assay*]. Determination of the active power of a sample of a drug by noting its effect on animals, as compared with a standard preparation.

bioblast (bi'o-blast) [Gr. *βios* life + *βλαστός* germ]. An elementary organism, one of the fundamental elements of cell activities. See *micelle*.

biocatalyst (bi-o-kat'al-ist) [Gr. *βios* life + *catalyst*]. A name suggested by Bayliss for enzyme.

biochemics (bi-o-kem'iks) [Gr. *βios* life + *χημεία* chemistry]. The chemistry of life.

biochemistry (bi-o-kem'is-tre) [Gr. *βios* life + *chemistry*]. The chemistry of living organisms and of vital processes, physiologic chemistry.

biochemy (bi-ok'e-me) [Gr. *βios* life + *χημεία* chemistry]. The chemic forces at work in living organisms.

biocitin (bi-o-si'tin). A lecithin preparation from eggs.

biocolloid (bi-o-kol'oid) [Gr *βios* life + *colloid*]. A colloid from animal or vegetable tissue.

biocytoculture (bi-o-si'to-kul-tūr) [Gr *βios* life + *κύτος* cell + *culture*] A culture made from pus whose leukocytes are alive.

biocytoneurology (bi-o-si"to-nu-rol'o-je) [Gr. *βios* life + *κύτος* cell + *νεῦρον* nerve + *λόγος* treatise]. The study of living nerve-cells.

biodal (bi'o-dal). Monoiodo dibismuth methylene dicresotinate· used as a dressing powder.

biodynamics (bi"o-di-nam'iks) [Gr. *βios* life + *δύναμις* force]. The branch of physiology which deals with the active vital phenomena of organisms.

biogen (bi'o-jen) [Gr. *βios* life + *γεννᾶν* to generate]. 1. Same as *micelle*. 2 A proprietary preparation of magnesium peroxid

biogene (bi'o-jēn). A proprietary milk preparation used as an invalid food.

biogenesis (bi-o-jen'es-is) [Gr. *βios* life + *γένεσις* origin]. The origin of living beings from things already living.

biogenetic (bi"o-jen-et'ik). Pertaining to biogenesis.

biogenous (bi-oj'en-us). Growing on living organisms.

bioglobin (bi-o-glo'bin). A proprietary wine of iron and hemoglobin.

biograph (bi'o-graf). 1. An instrument for analyzing and rendering visible the movements of animals· used in diagnosis of certain nervous diseases. 2. Same as *pneumatograph*.

biokinetics (bi"o-kin-et'iks) [Gr *βios* life + *κινητικός* moving]. The science of the movements, or changes of position, within developing organisms

Biol. Abbreviation for *biology*.

biologic, biological (bi-o-loj'ik, bi-o-loj'ik-al). Pertaining to biology.

biologist (bi-ol'o-jist). An expert in biology.

biologos (bi-ol'og-os) [Gr. *βios* life + *λόγος* word]. The science of matter in the living state; the living and intelligent power displayed in organic and cellular activities.

biology (bi-ol'o-je) [Gr. *βios* life + *λόγος* discourse]. The science of living organisms, and of their structure, life, growth, and actions.

bioluminescence (bi"o-lu-min-es'ens). Luminescence or phosphorescence displayed by animal and vegetable organisms.

biolysis (bi-ol'is-is). Chemic decomposition of organic matter by the action of living organisms.

biolytic (bi-o-lit'ik) [Gr. *βios* life + *λυτικός* loosening]. Destructive to life.

biomathematics (bi"o-math-em-at'iks) [Gr. *βios* life + *mathematics*]. Mathematics as applied to the phenomena of living things.

biomedicine (bi-o-med'is-in). Clinical medicine based on the principles of physiology and biochemistry.

biometer (bi-om'et-er) [Gr. *βios* life + *μέτρον* measure]. An apparatus by which extremely minute quantities of carbon dioxid can be measured. used in measuring the carbon dioxid given off from functionating tissue.

biometrician (bi"o-met-rish'an). A specialist in the science of biometry.

biometrics (bi-o-met'riks). Same as *biometry*.

biometry (bi-om'et-re) [Gr. *βios* life + *μέτρον* a measure]. 1. The science of the application of statistical methods to biologic facts; mathematical analysis of biologic data. 2. In life insurance, the calculation of the expectation of life.

biomolecule (bi-o-mol'ek-ūl). A molecule of living substance.

biomonad (bi-o-mo'nad). One of the granules of protoplasm.

biomone (bi'o-mōn). A minute particle of living matter made up of biomolecules.

biomore (bi'o-mōr). A mass of biomolecules forming one of the organs of a cell.

bion (bi'on) [Gr. *βιῶν* living]. An individual living organism.

bionecrosis (bi-o-nek-ro'sis). Same as *necrobiosis*.

bionergy (bi-on'er-je) [Gr. *βios* life + *ἔργον* work]. Life-force, the force exercised in the living organism.

$BiONO_3H_2O$. Bismuth subnitrate.

bionomics (bi-o-nom'iks) [Gr. *βios* life + *νόμος* law]. The study of the relations of organisms to their environment; ecology.

bionomy (bi-on'om-e) [Gr. *βios* life + *νόμος* law]. The sum of knowledge regarding the laws of life.

bionosis (bi-o-no'sis) [Gr. *βios* life + *νόσος* disease]. Any disease caused by living agencies, as bacteria or parasites.

bio-occlusion (bi"o-ok-lu'zhun). Normal occlusion of the teeth.

bio-osmotic (bi"o-oz-mot'ik) [Gr. *βios* life + *osmotic*]. A term applied to the osmotic pressure in living things.

biophagism, biophagy (bi-of'aj-izm, bi-of'aj-e) [Gr. *βios* life + *φαγεῖν* to eat]. The eating or absorption of living matter.

biophagous (bi-of'ag-us). Feeding on living matter.

biophore (bi'o-fōr) [Gr. *βios* life + *φορός* bearing]. Any one of the smallest living organisms which exhibit vital forces; one of the ultimate molecules of living matter. According to Weismann, the biophores are aggregated into groups called *determinants*, which are beyond the power of vision by the microscope, these groups being gathered into larger ones called *ids*, which are the visible chromatin granules, and these in turn into larger groups called *idants*, which are the chromosomes.

biophoric (bi-o-for'ik). Relating to biophores.

biophylactic (bi"o-fi-lak'tik) [Gr. *βios* life + *φύλαξ* guard]. Guarding or preserving life.

biophysics (bi-o-fiz'iks) [Gr. *βios* life + *physics*]. The physics of vital processes.

biophysiography (bi"o-fiz-e-og'raf-e) [Gr. *βίος* life + *physiography*]. Structural or descriptive biology.

biophysiology (bi"o-fiz-e-ol'o-je) [Gr. *βίος* life + *φύσις* nature + λόγος discourse]. That part of biology which includes organogeny, morphology, and physiology.

bioplasia (bi-o-pla'se-ah) [Gr. *βίος* life + *πλάσσειν* to form]. The storing up of food energy in the form of growth.

bioplasm (bi'o-plazm) [Gr. *βίος* life + *πλάσμα* plasm]. 1. The primitive matter out of which organized tissues are composed, protoplasm. 2. The more essential or vital part of protoplasm, contrasted with the *paraplasm*. 3. A proprietary preparation used as a nerve tonic.

bioplasmic (bi-o-plaz'mik). Of or pertaining to bioplasm.

bioplasmin (bi-o-plaz'min). A substance supposed to exist in all living cells which is essential to the functionating of the cell, but which gradually becomes exhausted, causing a diminution of metabolic activity.

bioplasminogen (bi"o-plaz-min'o-jen). The supposed substance from which bioplasmin is developed during embryonic growth, and which is itself formed by the junction of substances (called spermatoplasmon and ovoplasmon) in the elementary male and female cells.

bioplasson (bi-o-plas'on) [Gr. *βίος* life + *πλάσσων* forming] Protoplasm.

bioplast (bi'o-plast). An independently existing mass of living matter See *micelle*

bioplastic (bi-o-plas'tik) [see *bioplasia*]. Aiding in growth said of food energy.

biopsy (bi'op-se) [Gr *βίος* life + *ὄψις* vision]. Inspection of the living body, as opposed to *necropsy;* especially diagnostic examination of a piece of tissue removed from a living subject.

biopsychic, biopsychical (bi-o-si'kik, bi-o-si'kik-al). Pertaining to psychic phenomena in their relation to the living organism.

biopyoculture (bi-o-pi'o-kul-tūr) [Gr. *βίος* life + *πῦον* pus + *culture*]. A culture made from pus whose cells are alive.

biorbital (bi-or'bit-al) [L. *bis* twice + *or'bita* orbit]. Pertaining to both orbits.

biorgan (bi'or-gan). A physiologic organ as distinguished from a morphologic organ or *idorgan*.

bioroentgenography (bi"o-rent-gen-og'raf-e) [Gr. *βίος* life + *rontgenography*]. The making of kinematographic *x*-ray pictures.

bios (bi'os) [Gr. *βίος* life]. A substance of unknown constitution first extracted from yeast. It seems to be a nuclear autocatalyst which by its presence greatly accelerates the growth process of yeast (Wildier)

bioscope (bi'o-skōp) [Gr. *βίος* life + *σκοπεῖν* to inspect] An instrument used in bioscopy.

bioscopy (bi-os'ko-pe) [Gr. *βίος* life + *σκοπεῖν* to inspect]. 1. The examination of the body to see whether or not life is extinct. 2. Examination of the dead fetus with respect to its viability when born.

biose (bi'ōs). A sugar containing two carbon atoms.

biosin (bi'o-sin). An iron-albumin-lecithin nutrient preparation.

biosis (bi-o'sis) [Gr. *βίος* life]. Vitality or life.

bioson (bi'o-sōn). An albuminate of iron lecithin nutrient preparation.

biostatics (bi-o-stat'iks) [Gr. *βίος* life + *στατικός* standing]. The science of the structure of organisms in relation to their function.

biostatistics (bi"o-stat-is'tiks) [Gr. *βίος* life + *statistics*]. Vital statistics. See under *statistics*.

biosterin (bi-o-ste'rin). An alcohol, $C_{22}H_{44}O_2$, related to cholesterol, which seems to have the health and growth promoting qualities of vitamin A.

biosulphol (bi-o-sul'fol). A colloidal sulphur preparation, given by the mouth in skin diseases and joint affections.

biota (bi'o-tah) [Gr. *βίος* life] All the living things of a region; the combined flora and fauna of a region.

biotaxis, biotaxy (bi-o-tak'sis, bi'o-tak-se) [Gr. *βίος* life + *τάξις* arrangement]. 1. The selecting and arranging powers of living cells. 2. The systematic classification of living organisms.

biotic (bi-ot'ik). 1. Pertaining to life or living matter. 2. Pertaining to the biota.

biotics (bi-ot'iks) [Gr. *βιωτικός* living]. The functions and qualities peculiar to living organisms, or the sum of knowledge regarding these qualities.

biotomy (bi-ot'o-me) [Gr. *βίος* life + *τομή* a cutting]. 1. The study of animal and plant structure by dissection. 2. Vivisection.

biotoxin (bi-o-tok'sin) [Gr. *βίος* life + *toxin*]. A toxin from the tissue of the body.

biotripsis (bi-o-trip'sis) [Gr. *βίος* life + *τρῖψις* rubbing]. Wearing away of the skin, seen in old people.

Biot's breathing or **respiration** (be-ō') [Camille *Biot*, French physician of the nineteenth century]. See under *respiration*.

biotype (bi'o-tīp) [Gr. *βίος* life + *type*]. A group of individuals possessing the same genotype or fundamental hereditary constitution. See *genotype*.

biovular (bi-ov'u-lar) [L. *bis* twice + *ovular*]. Derived from two ova, referring especially to twins.

bioxyl (bi-ok'sil). Trade name for a solution of bismuth oxychlorid· it is used intramuscularly in syphilis.

B. I. P. See *Morison's method*, under *method*.

bipalatinoid (bi-pal-at'in-oid). A gelatin capsule partitioned into two compartments for the safe administration of two incompatible drugs.

bipara (bip'ar-ah) [L. *bi-* two + *parere* to give birth]. A woman who has borne two children.

biparasitic (bi"par-as-it'ik). Living parasitically upon a parasite.

biparental (bi-par-en'tal). Derived from two parents, male and female.

biparietal (bi-par-i'et-al). Pertaining to the two parietal eminences.

biparous (bip'a-rus) [L. *bi* two + *par'ere* to produce]. Producing two at a birth.

bipartite (bi-par'tīt) [L. *biparti'tus*]. Having two parts or divisions.

biped (bi'ped) [L. *bi* two + *pes* foot]. 1. Having two feet. 2. An animal with two feet.

bipedal (bip'ed-al). With, or pertaining to, both feet.

bipenniform (bi-pen'if-orm). Doubly feather-shaped said of muscles whose fibers are arranged on each side of a tendon, like the parts on the shaft of a feather.

biperforate (bi-per'fo-rāt). Having two perforations.

bipolar (bi-po'lar). 1. Having two poles or processes. 2. Pertaining to both poles. 3. A two-poled nerve-cell. **rod b.**, any one of those bipolar nerve-cells which are related to the terminations of the rod-visual cells.

Bipola'ris sep'ticus. The group of bacteria causing hemorrhagic septicemia. See *Pasteurella*.

bipositive (bi-poz'it-iv). Having two positive valences.

bipp. See *Morison's method*, under *method*.

bipubiotomy (bi"pu-be-ot'o-me) [L. *bis* twice + *pubiotomy*]. See *ischiopubiotomy*.

biquinil (bi-kwin'il). Trade name for iodobismuthate of quinin and bismuth oxychlorid in oil: used intramuscularly in syphilis.

biramous (bi-ra'mus) [L. *bi* two + *ra'mus* branch]. Consisting of, or possessing, two branches.

birch (bertsh). Any tree or shrub of the genus *Bet'ula*. The tarry oil of *Bet'ula al'ba* (white birch), and the volatile oil of *B. ken'ta* (black birch), are used in medicine.

Bircher's operation (bĕr'kerz) [Heinrich *Bircher*, Swiss surgeon, 1850–1923]. See under *operation*.

Birch-Hirschfeld's stain (bĕrsh-hĕrsh'felts) [Felix Victor *Birch-Hirschfeld*, German pathologist, born 1842]. See *stains, table of*.

bird-arm. Reduction in size of the forearm from atrophy of the muscles.

bird-leg. Reduction in size of the leg from atrophy of the muscles.

bird-lime (berd'līm) [*bird* + L. *li'mus* slime]. A viscous or gummy substance of various origin, used for catching small birds, some kinds are employed to some extent in dressing wounds and sores.

Bird's formula, treatment [Golding *Bird*, English physician, 1814–1854]. See *formula* and *treatment*.

Bird's sign [Samuel Dugan *Bird*, contemporary Australian physician] See *sign*.

birefractive, birefringent (bi-re-frak'tiv, bi-re-frin'jent) [L. *bis* twice + *refran'gere* to break up]. Doubly refractive.

birhinia (bi-rin'e-ah) [L. *bi* two + Gr. *ῥίς* nose]. Double nose.

Birkett's hernia (ber'kets) [John *Birkett*, English surgeon of the nineteenth century]. See under *hernia*.

birmo (ber'mo). A Swiss natural bitter water containing principally sodium and magnesium sulphates.

birotation (bi-ro-ta'shun). Same as *mutarotation*.

birth (berth). 1. The act or process of being born. 2 That which is born. **b.-control**, regulation of number and time of birth of offspring by prevention of conception. **cross-b.**, preternatural labor with fetus lying transversely. **dead-b.**, birth of a fetus which, during or before birth, has lost all signs of antenatal life, heart-beat, pulsation, movement. **head-b.**, a birth in which the head presents. **b.-mark**, a congenital nevus **b.-palsy**, any paralytic affection due to an injury at birth **premature b.**, expulsion of the fetus after the sixth month, but before full term **still-b.**, birth of a fetus exhibiting heart-beat, but not pulmonary respiration. Such a fetus may die or may possibly be resuscitated.

bisacromial (bis-ak-ro'me-al). Pertaining to the two acromial processes.

bisalt (bi'salt). An acid salt.

bisamylose (bis-am'il-ōs) The ultimate structural element of starch, it is an anhydrid of maltose, $C_{12}H_{20}O_{10}$; called also *diamylose*.

bisaxillary (bis-ak'sil-a-re). Pertaining to both axillæ.

bische (bish). A malignant form of dysentery prevalent in Trinadad.

Bischoff's crown (bish'ofs) [Theodor Ludwig Wilhelm von *Bischoff*, German anatomist, 1807–1882]. See *crown*.

Bischoff's operation (bish'ofs) [Johann Jacob *Bischoff*, German gynecologist, born 1841]. See *operation*.

Bischoff's test (bish'ofs) [Carl Adam *Bischoff*, German chemist, born 1855]. See under *tests*.

bisclorol (biz'klo-rol). Trade name for bismuth oxychlorid in camphor-water: used intramuscularly in syphilis in doses of 0.1–0.2 gm.

biscuit (bis'ket). 1. A small loaf or cake of bread. 2. Porcelain which has undergone the first baking, before it is subjected to the glazing or enameling. **diabetic b.**, a form of bread or cake devised for the use of diabetics.

biscuiting (bis'ket-ing) The first baking of porcelain paste, by which biscuit is formed.

bisection (bi-sek'shun) [L. *bis* twice + *sec'tio* a cut]. A cutting into two parts.

bisermol (biz'er-mol). A solution in oil of an amalgam of bismuth and mercury, for intramuscular injection in syphilis.

bisexual (bi-sek'shu-al) [L. *bis* twice + *sex'us* sex]. Having the reproductive organs of both sexes; hermaphrodite; also having sexual feeling for both sexes.

bisferious (bis-fe're-us) [L. *bis* twice + *feri're* to beat]. Having two beats.

bisiliac (bis-il'e-ak) [L. *bis* twice + *iliac*]. Pertaining to the two most remote points of the iliac crests.

Bis in d. Abbreviation for L. *bis in di'e*, twice a day.

Biskra button (bis'krah). See *furunculus orientalis*.

bismal (biz'mal) Bismuth methylene digallate, $4C_{17}H_{12}O_{10} + 3Bi(OH)_3$, a bluish powder, insoluble in water, soluble in alkalis, and used as an astringent in diarrhea. Dose, 1½–4½ gr. (0.1–0.3 gm.).

Bismarck brown. See under *brown*.

bismogene (biz'mo-jēn) An unknown constituent of the tissues which changes bismuth into the therapeutically active bismoxyl

bismogenol (biz-mo'jen-ol). Basic salicylate of bismuth used in treating syphilis by intramuscular injection.

bismon (biz'mon) Colloidal oxid of bismuth, containing 20 per cent. of bismuth

bismophan (biz'mo-fan). A proprietary antisyphilitic remedy; it is the bismuth salt of phenylcinchoninic acid.

bismosol (biz'mo sol). A solution of potassium sodium bismuthotartrate and piperazin in an aqueous solution of glucose used by intramuscular injection in syphilis.

bismostab (biz'mo-stab) A proprietary suspension of metallic bismuth used in syphilis by intramuscular injection

bismoxyl (biz-mok'sil). An organic bismuth compound used in the treatment of syphilis

bismutal (biz'mu-tal) An astringent and antiseptic mixture of bismuth-sodium phosphate and sodium salicylate.

bismutan (biz'mu-tan). A bright-yellow, insoluble powder, said to contain bismuth, resorcinol, and tannic acid· recommended for the diarrhea of children Dose, 1–3 gr. (0.065–0.2 gm) every two hours

bismuth (biz'muth) [L. *bismu'thum*]. A silver-white metal, atomic weight 208, symbol Bi its salts are much used in medicine, especially in inflammatory diseases of the stomach and intestine. Recently bismuth preparations have been much used in the treatment of syphilis by intramuscular injection. **b. albuminate**, a white or grayish insoluble powder used for intestinal and gastric cramps Dose, 8 15 gr. (0 5–1 gm.) **b. and ammonium citrate**, a white, crystalline compound: astringent in intestinal irritation. Dose, 1–5 gr. (0.065–0 324 gm) **b. benzoate**, a whitish, tasteless powder, $Bi(C_6H_5CO_2)_3Bi(OH)_3$. an external and internal antiseptic. Dose, 5–15 gr. (0.3–1 gm.). **b. beta-naphtholate.** See *orphol*. **b. borophenate**, a compound used as an antiseptic dusting-powder. **b. carbolate**, $Bi(OH)_2C_6H_5O$, a grayish-white powder: used as an intestinal antiseptic in doses of 5–15 gr. (0 324–1 gm). **b. cerium salicylate**, a bismuth salt, in the form of a pinkish, insoluble powder· used in enteritis, diarrhea, etc. Dose, 5–15 gr. (0.32–1 gm.). **b. chrysophanate.** See *dermol*. **b. citrate**, an amorphous powder, $BiC_6H_5O_7$, used in pharmacy and in the preparation of other bismuth remedies. **b. cresolate**, a grayish-white, tasteless, and odorless powder: an intestinal antiseptic and a good

substitute for iodoform. **b. disalicylate.** See *gastrosan.* **b. dithiosalicylate.** See *thioform.* **b. emetin iodid.** See under *emetin.* **ionoid of b.,** a watery suspension of colloidal bismuth. Intravenous dose in the treatment of syphilis, 6–12 c.c. equivalent to 0.02–0.04 gm. of bismuth. **b. lactate,** a white powder, $C_3H_4O_3 \cdot Bi.C_3H_5O_3$: used in diarrhea in doses of 1 to 2 gr. (0.065–0.13 gm.). **b. loretinate,** an antiseptic and astringent combination of bismuth and loretin used externally for wounds and skin diseases, and internally for the diarrhea of tuberculosis. Dose, 7½ gr. (0.5 gm.). **b. metacresolate.** A pale gray powder (75 per cent. of bismuth, 17.5 per cent. of metacresol), antiseptic used in diseases of the alimentary canal. **b. naphtholate,** a compound of bismuth with cresol, phenol, and beta-naphthol. used as an intestinal antiseptic. Dose, 5–15 gr. (0.3–1 gm.). Called also *naphthol-bismuth* and *orphol* **b. nitrate,** used as an astringent in phthisical diarrhea. Dose, 5 gr. (0.3 gm.). **b. oleate,** an insoluble emollient and astringent powder, $Bi(C_{17}H_{33}CO_2)_4$· used externally in skin diseases **b. oxid,** a powder of a dull lemon-yellow color, Bi_2O_3, used like bismuth subnitrate in doses of 10–30 gr. (0.65–2 gm.). **b. oxybromid,** an impalpable yellowish powder, BiOBr, to be given in a tragacanth emulsion: it is useful in nervous dyspepsia **b. oxychlorid,** a white powder, sometimes known as pearl white, BiOCl, used like bismuth subnitrate **b. oxyiodid,** a brownish-red powder, BiOI, a local antiseptic· useful in certain stomach diseases Dose, 5–10 gr. (0.32–0.65 gm.) **b. oxy-iodo-gallate.** See *airoform* **b. oxyiodopyrogallate,** a fine, yellowish-red powder, $C_6H_2(OH)_2O\,Bi(OH)I$, recommended as a surgical antiseptic powder **pancreatinized b.,** a proprietary remedy for dyspepsia Dose, 15–75 gr. (1–5 gm.). **b. peptonate,** a remedy for gastralgia and dyspepsia Dose, 15–75 gr. (1–5 gm.) An antiseptic. used for diseases of the digestive organs—bismuth, 27.5 per cent., phenol, 22 per cent **b. permanganate,** a black, bulky powder, $Bi(MnO_4)_3$ used as an antiseptic dusting-powder **b. phenolate,** a gray powder, $C_6H_5OBi(OH)_2$ used as an antiseptic in digestive disorders **b. phosphate,** a white powder used as an intestinal antiseptic and astringent Dose, 3–7½ gr. (0.3–0.5 gm.) **b. pyrogallate,** a yellow powder, $C_6H_3OH\,O\,O\,BiOH$ used as an internal and external antiseptic Dose, 5–15 gr. (0.3–1 gm.) Called also *helcosol* **b. resorcinate,** a yellowish-brown powder, $Bi_2O_3.3(C_6H_4O_2)_4Bi_2$ used in gastric catarrhs **b. salicylate,** a white, tasteless, and insoluble powder for internal and external use. Dose, 5–15 gr. (0.3–1 gm.). **b. subcarbonate,** a yellowish-white, insoluble powder, $(BiO)_2CO_3 + H_2O$ used like the subnitrate. Dose, 10–30 gr. (0.666–2 gm.). **b. subgallate,** dermatol, a yellow powder, $Bi(OH)_2CO_2C_6H_2(OH)_2$. used as a non-toxic siccative antiseptic in ulcers, wounds, burns, etc., and internally in gastrointestinal affections Dose, 30 gr. (2 gm.) daily. **b. subnitrate,** a white, insoluble powder, $BiONO_3 + H_2O$ used mainly in gastric disorders. Dose, 10–60 gr. (0.666–4 gm.) **b. subsalicylate,** a white, amorphous powder, $Bi(C_6H_4OHCO_2)_3Bi_2O_3$· used as an intestinal antiseptic in diarrhea and typhoid fever. Dose, 5–15 gr. (0.32–1 gm.). **b. sulphocarbolate,** a purplish-red powder· an intestinal antiseptic **b. sulphophenate,** a reddish powder, sparingly soluble in water: used in dyspepsia. Dose, 3–5 gr. (0.2–0.3 gm.). **b. tannate,** used as an astringent in diarrhea, dysentery, etc. **b. tribromphenate.** See *xeroform.* **b. trioxid,** bismuth oxid, Bi_2O_3. Dose, 3 gr. (0.2 gm.). **b. valerate, b. valerianate,** a white, insoluble powder, $Bi(C_5H_9O_2)_3$: useful in gastrodynia and neuralgia. Dose, ½–2 gr. (0.032–0.13 gm.).

bismuthate (biz'mu-thāt). A salt of bismuthic acid.

bismuthic acid (biz-mu'thik). See under *acid.*

bismuthoidal (biz-mu-thoi'dal). Trade name for colloidal bismuth: used intramuscularly in syphilis.

bismuthol (biz'mu-thol). An astringent and antiseptic preparation containing bismuth and salicylic acid.

bismuthos (biz'mu-thos). An albuminous preparation containing 21.7 per cent. of metallic bismuth, employed in digestive disorders, particularly of children.

bismuthosis (biz-mu-tho'sis). A state of chronic poisoning from the misuse of bismuth; also, an alleged deposit of a bismuth salt in the gums: the existence of these conditions has been disputed.

bismuthotartrate (biz-mu"tho-tar'trāt). An organic bismuth compound containing 50 to 55 per cent. of bismuth.

bismuthyl (biz'mu-thil). 1. The radical, BiO, found in various bismuth compounds. 2. The trade name of a preparation consisting of precipitated bismuth in water. used in treating syphilis intramuscularly.

bismutose (biz'mu-tōz). A bismuth preparation, a yellowish, insoluble powder, containing 21 per cent. of metallic bismuth used as an astringent in infantile diarrhea and gastro-enteritis.

bisol (bi'sol). A soluble combination of bismuth phosphate and bismuth oxid· used in intestinal and gastric affections.

bispheric (bi-sfer'ik). Spheric on both sides.

bissa (bis'ah). A dropsical disease of lower Egypt affecting men and sheep, attributed to the feeding of the latter on a plant called bisse.

bistephanic (bi-ste-fan'ik). Pertaining to the two stephanions.

bistort (bis'tort) [L. *bis* twice + *tor'tus* twisted]. The plant, *Polyg'onum bistor'ta:* its root (L. *bistor'tæ ra'dix*) is a mild astringent. Dose in powder, 20–30 gr. (1.29–2 gm.).

bistoury (bis'too-re) [Fr. *bistouri*]. A long, narrow, surgical knife, straight or curved, used for incising abscesses, opening up sinuses, fistulæ, etc.

bistratal (bi-stra'tal) [L *bis* twice + *stra'tum* layer]. Disposed in two layers.

bisulphate (bi-sul'fāt). A salt having two equivalents of sulphate to one of a base. An acid sulphate

bisulphid (bi-sul'fid). A compound of sulphur and an element containing two atoms of sulphur to one of the other element.

bisulphite (bi-sul'fit) An acid sulphite, a sulphite containing twice as much sulphuric acid as the ordinary sulphite in proportion to the base.

bita higoidea (bi'tah hi-goi'de-ah). Xanthoma.

bitartrate (bi-tar'trāt) Any tartrate with twice the amount of acid contained in a normal salt in proportion to the base.

bite (bīt). 1. Seizure with the teeth 2 A wound or puncture made by an insect 3. In dentistry, an imprint of the teeth or gums in some plastic material, used in making artificial dentures **close b., closed b.,** occlusion in which the lower incisors lie behind, or lingual to, the upper incisors, extending nearly or quite to the gingival margin when the jaw is closed. **end-to-end b.,** occlusion in which the incisors of both jaws meet along their cutting edge when the jaw is closed **frost-b.** See *frost-bite.* **open b.,** occlusion in which the labial teeth cannot be brought together on account of occlusal interference of the buccal teeth. **over b.,** a condition in which the upper incisor teeth overlap the lower ones when the jaws are closed.

bitemporal (bi-tem'po-ral). Pertaining to both temples or temporal bones.

bito (be'to). A small tree, *Agial'id* or *Balanites egyptiaca,* which is found in tropical Africa and Asia. The bark yields a fish poison, the green

fruit is anthelmintic, the ripe fruit is edible, the fermented juice is used as a beverage, and the seeds yield the medicinal oil called zachun.

bitrochanteric (bi"tro-kan-ter'ik). Pertaining to both trochanters.

bitropel (bi'tro-pel). A proprietary name for capsules of gelatin and glycerin containing medicinal preparations.

bitter (bit'er) [L. *ama'rus*]. 1. Having an austere and unpalatable taste, like that of quinin. 2. Any medicinal agent that has a bitter taste.

bitter-bark. The bark of a tree, *Alsto'nia constric'ta*, of New South Wales and Queensland: used as a febrifuge.

bitter-blaar (bit'er-blahr) A plant (*Brachylæna elliptica*) used in south Africa in the treatment of diabetes

bitter-wood. See *Quassia.*

bitters (bit'erz). A popular name for various alcoholic medicines and drinks, often used as tonics, alteratives, or appetizers. **Angostura b.**, a bitter tonic prepared from angustura (q. v.) bark. **aromatic b.**, bitter vegetable drugs which have an aromatic quality **simple b.**, any drug with a bitter taste, which has no general influence upon the system except through its action upon the stomach and intestine. **Stoughton b.**, the compound tincture of absinthe. **styptic b.**, bitter drugs with a markedly astringent quality. **Swedish b.**, compound tincture of aloes.

bittersweet (bit'er-swēt). See *dulcamara* and *Celastrus scandens.*

Bittorf's reaction (bit'orfs) [Alexander *Bittorf*, contemporary German physician]. See *reaction.*

bitumen (bit-u'men) [L.]. Any one of various natural and artificial dry petroleum products. **sulphonated b.**, a preparation made by sulphonating bitumen and neutralizing the product with ammonia It is a viscid brownish fluid.

bituminol (bit-u'min-ol). Ammonium sulphobituminolate used as a substitute for ichthyol.

biurate (bi-u'rāt). An acid urate, a monobasic salt of uric acid.

biuret (bi-u'ret) [L. *bis* double + *urea*] A derivative of urea, $H_2NCO{-}NH{-}CO{-}NH_2$, equivalent to two molecules of urea less one of ammonia. **b. reaction.** See *biuret test*, under *test*

bivalence (biv'al-ens) [L. *bis* twice + *va'lens* powerful] A chemic valence double that of the hydrogen atom

bivalent (biv'al-ent). 1. Having a valence of two. 2. Representing or composed of two chromosomes joined end to end.

bivalve (bi'valv) [L. *bis* twice + *val'va* valve]. Having two valves.

biventer (bi'ven-ter) [L. *bi* two + *ven'ter* belly]. A part or organ (as a muscle) with two bellies. See *muscles, table of.*

biventral (bi-ven'tral). Having two bellies: digastric.

bivo (bi'vo). A proprietary preparation of meat extract, iron, glucose, and alcohol.

bixin (bik'sin) [L. *Bix'a* a plant-genus]. An orange-red color or stain, $C_{16}H_{26}O_2$, from annotto (q. v.).

bizygomatic (bi"zi-go-mat'ik) [L. *bi* two + Gr. *ζύγωμα* zygoma]. Pertaining to the two most prominent points on the two zygomatic arches.

Bizzozero's corpuscles (bit-sot'ser-ōz) [Giulio *Bizzozero*, Italian physician, 1846–1901]. See *corpuscle.*

black (blak). Reflecting no light or true color; of the darkest hue. **bone-b.** See *charcoal, animal.* **indulin b.**, nigrosin.

black alder. See *Prinos.*

black corsair. See *Melanolestes.*

Black death. The great pandemic of plague in 1348.

black thorn. See *Prunus spinosa.*

black tongue. See under *tongue.*

black tooth (blak'-tooth). Blackness of the teeth of hogs, due to accumulation of tartar.

black widow. Lactrodectus mactans.

black-law. Viburnum prunifolium.

Black's formula [J. A. *Black*, contemporary English army surgeon]. See under *formula.*

blackberry (blak'ber-e). The fruit of various species of *Ru'bus.* See *Rubus.*

blackhead. 1. A comedo. 2. A disease of turkeys. See *enterohepatitis*, 2d def.

blackleg. See *symptomatic anthrax*, under *anthrax.*

blacklegine (blak-leg-ēn') A vaccine for protective inoculation against blackleg

blackwater fever (blak'wat-er). See *fever.*

bladder (blad'er) [L. *vesi'ca* and *cys'tis*]. 1. The membranous sac, situated in the anterior part of the pelvic cavity, which serves as a reservoir for the urine. 2. Any sac or receptacle for a secretion. **atonic b.**, a condition marked by paralysis of the motor nerves of the bladder without any evidence of central nervous lesion. **brain-b.**, any one of the embryonic cerebral vesicles **cord b.**, an atonic condition of the bladder in children, resulting from a congenital defect of innervation of the organ. **fasciculated b.**, a bladder which, from hypertrophy of the muscular coat, is ridged on its inner surface. **gall-b.** See *gall-bladder.* **irritable b.**, a state of the bladder marked by a constant desire to urinate **nervous b.**, a condition characterized by a constant desire to urinate without the power to do so completely **sacculated b.**, a bladder with pouches between the hypertrophied muscular fibers **stammering b.**, a bladder which acts spasmodically, causing irregular urination. **urinary b.** See *bladder*, 1st def. **b. worm.** See under *worm.*

bladder-wrack (blad"er-rak'). See *Fucus vesiculosus*

Blagden's law (blag'denz) [Charles *Blagden*, English surgeon, 1748–1820]. See under *law*

Blainville's ear (blah'vēlz) [Henri Marie Ducrotay de *Blainville*, French zoologist, 1778–1850] See under *ear.*

Blake's disk (blākz) [Clarence John *Blake*, Boston otologist, 1843–1919] See under *disk*

Blancard's pills (blan'kardz) [Stephen *Blancard*, Dutch physician, 1650–1702]. See under *pill*

Blanchard's method (blantsh'ardz) [Wallace *Blanchard*, Chicago surgeon, born 1857]. See under *treatment.*

bland (bland) [L. *blan'dus*]. Mild or soothing.

Blandin's gland (blah-daz') [Philippe Frédéric *Blandin*, French surgeon, 1798–1847]. See *gland.*

Blanfordia (blan-for'de-ah). A genus of mollusks, the intermediate host of *Schistosoma japonicum*

blanquets (blaw-kāz'). Old French for lepers.

Blasius's duct (blah'se-ooz) [Ernst *Blasius*, German surgeon, 1802–1875]. See *duct.*

blast (blast) [Gr. *βλαστός* germ] 1. A nucleated erythrocyte. 2. One of the small filamentous spindles formed by the splitting up of meres. See under *mere.*

blastema (blas-te'mah) [Gr. *βλάστημα* shoot]. The rudimentary substance from which cells, tissues, and organs are formed; embryonic tissue.

blastid, blastide (blas'tid, blas'tīd). The first indication of a nucleus in a fertilized ovum.

blastin (blas'tin). A substance which stimulates or increases cell proliferation; a substance providing alimentation for cells.

blastocele, blastocœle (blas'to-sēl) [Gr. *βλαστός* germ + *κοῖλος* hollow]. The cavity of a blastula or vesicular morula.

blastochyle (blas'to-kīl) [Gr. *βλαστός* germ + *χυλός* juice]. The fluid contained in the blastocele.

blastocyst (blas'to-sist) [Gr. *βλαστός* germ + *κύστις* cyst]. Same as *blastula*.

Blastocys'tis hom'inis. A vegetable microorganism allied to the yeast, appearing in the form of a spherical cystic structure 5–15 *μ* in diameter. It is frequently found in the stools of patients who have lived in tropical climates.

blastocyte (blas'to-sīt) [Gr *βλαστός* germ + *κύτος* cell]. An embryonic cell that has not yet become differentiated.

blastocytoma (blas"to-si-to'mah). A tumor composed of undifferentiated tissue.

blastoderm (blas'to-derm) [Gr. *βλαστός* germ + *δέρμα* skin]. The delicate membrane which lines the zona pellucida of the impregnated ovum The blastoderm is formed by the cells (*blastomeres*) which result from the splitting up of the ovum after impregnation, and have been pushed from the center of the accumulation of the blastochyle The blastoderm forms a hollow sphere (*blastodermic vesicle*). **trilaminar b.**, the stage of development in which the embryo is represented by the three primary layers the ectoderm, the mesoderm, and the entoderm.

blastodermal, blastodermic (blas-to-der'mal, blas-to-der'mik) [Gr. *βλαστός* germ + *δέρμα* skin]. Pertaining to the blastoderm

blastodisk (blas'to-disk) [Gr. *βλαστός* germ + *δίσκος* disk]. A disk or mass that caps one pole of the yolk.

blastogenesis (blas-to-jen'es-is) [see *blastogeny*]. 1. Reproduction by budding 2. Transmission of inherited characters by the germ-plasm.

blastogenetic (blas-to-jen-et'ik). Same as *blastogenic*.

blastogenic (blas-to-jen'ik). Originating in the germ or germ-cell

blastogeny (blas-toj'en-e) [Gr *βλαστός* germ + *γένεσις* generation]. The germ-history of an organism or species

blastolysis (blas-tol'is-is) [Gr. *βλαστός* germ + *λύσις* dissolution]. Destruction or splitting up of germ substance.

blastoma (blas-to'mah), pl *blasto'mata* [Gr. *βλαστός* germ + *oma*] 1. A true tumor, a tumor, not teratogenous, which exhibits an independent localized growth 2. Blastocytoma. **autochthonous b.**, a tumor which arises in a body by proliferation of cells belonging to that body **heterochthonous b.** Same as *teratogenous b* **pleuricentric b.**, a neoplasm which arises from a number of scattered cells or groups of cells **teratogenous b.**, a tumor formed of one order of cell, not from the tissues of the host, but from the tissues of another individual within the host. **unicentric b.**, a tumor arising from one cell or from a single group of cells.

blastomatoid (blas-to'mat-oid) [*blastoma* + Gr. *εἶδος* form]. Resembling blastomata.

blastomatosis (blas-to-mat-o'sis) The development of blastomata.

blastomere (blas'to-mēr) [Gr. *βλαστός* germ + *μέρος* a part]. Any cell or cell mass of the blastoderm; one of the cells, formed by segmentation of the fertilized ovum, which constitute the morula.

blastomerotomy (blas"to-mēr-ot'o-me) [*blastomere* + Gr. *τομή* a cut]. Destruction of a blastomere or of blastomeres.

Blastomyces (blas-tom'is-ēz), pl. *blastomyce'tes* [Gr. *βλαστός* germ + *μύκης* fungus]. A genus of yeasts, morphologically the same as Saccharomyces. The term is applied to the yeasts pathogenic for man and animals. **B. coccidio'des.** Same as *Coccidioides immitis*. **B. dermatit'idis,** a species causing blastomycetic dermatitis in man. **B. farcimino'sus,** a species causing blastomycotic epizoötic lymphangitis in horses.

blastomycetes (blas-to-mi-se'tēz). Plural of *blastomyces*.

blastomycosis (blas-to-mi-ko'sis) A group of closely related diseases caused by fungi of the genera *Saccharomyces, Cryptococcus, Coccidioides, Oidium,* and *Monilia,* and marked by wart-like patches and small epidermal abscesses (blastomycetic dermatitis). A systemic infection may develop marked by respiratory symptoms, loss of weight, malaise, fever, and cough. When the lungs become involved (*pulmonary b*) the symptoms and physical signs resemble those of tuberculosis.

blastoneuropore (blas-to-nu'ro-pōr) [Gr. *βλαστός* germ + *νεῦρον* nerve + *πόρος* pore]. In certain embryos, a temporary aperture formed by the coalescence of the blastopore and neuropore.

blastophore (blas'to-fōr) [Gr. *βλαστός* germ + *φέρειν* to bear]. That part of a sperm-cell or spermatoblast that is not converted into spermatozoa.

blastophthoria (blas-tof-tho're-ah) [Gr. *βλαστός* germ + *φθορά* corruption] Degeneration of the germ-cells from poisoning by lead, alcohol, syphilis, etc.

blastophthoric (blas-tof-tho'rik). Pertaining to blastophthoria.

blastophyllum (blas-to-fil'um) [Gr *βλαστός* germ + *φύλλον* leaf] A primitive germ-layer.

blastophyly (blas-tof'il-e) [Gr. *βλαστός* germ + *φυλή* tribe] The tribal history, or arrangement, of organisms.

blastopore (blas'to-pōr) [Gr. *βλαστός* germ + *πόρος* opening]. The small opening produced by invagination of the blastula into the notochordal canal It communicates with the archenteron. Called also *protostoma* and *anus of Rusconi*.

blastosphere (blas'to-sfēr) [Gr. *βλαστός* germ + *σφαῖρα* sphere] Same as *blastula*.

blastospore (blas'to-spōr) [Gr. *βλαστός* germ + *spore*] A spore formed by budding from a hypha.

blastostroma (blas-to-stro'mah). That part of the egg which takes an active part in the formation of the blastoderm.

blastotomy (blas-tot'o-me). Same as *blastomerotomy*

blastula (blas'tu-lah), pl *blas'tulæ* [L.]. The stage of the development of the embryo which follows cleavage when the cells are arranged in a single layer to form a hollow sphere. Cf *gastrula*.

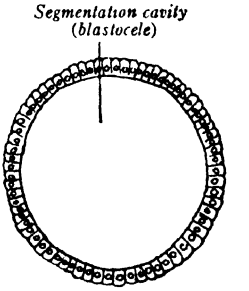

Section through a blastula (Hill)

blastular (blas'tu-lar). Pertaining to the blastula.

blastulation (blas-tu-la'shun) The formation of the blastula.

Blatta (blat'ah) [L.]. A genus of insects—the cockroaches. The dried insects are used as a diuretic, and afford antihydropin, taracannin, and blattic acid. Dose of *Blat'ta orienta'lis*, in powder, 2–8 gr. (0.133–0.528 gm.). Cockroaches are among the commonest and most offensive of the insects which frequent human habitations. They may act as the intermediate host of *Davainea madagascariensis* and *Gongylonema scutatum* *B germanica*, the German roach, now widely distributed. Called the Croton bug. It is light brown in color and small in size. *B. orientalis*, the black beetle, a common European species.

Blaud's pill (blōz) [French physician, 1774–1858]. See under *pill*.

blaze (blāz). An electric current which passes through living tissue when a mechanic stimulus is applied. **b. current.** See under *current*.

blazing star. See *Helonias.*

blear-eye (blēr'i). Marginal blepharitis, or lippitude.

bleb (bleb). Any bulla or skin-vesicle filled with fluid.

bleeder (ble'der). 1. One who bleeds freely or is subject to the hemorrhagic diathesis. 2. One who lets blood, a phlebotomist.

bleeding (ble'ding). 1. The flowing of blood. 2. The letting of blood. **b. ear.** See *nambi uvu.* **occult b.,** hemorrhage of such small proportions that the blood can be detected only by chemic test, the microscope, or the spectroscope.

blenal (blen'al) A yellow, oily liquid, santalol carbonate used in gonorrhea.

blennadenitis (blen'ad-en-i'tis) [Gr *βλέννος* mucus + *ἀδήν* gland + *-ιτις* inflammation] Inflammation of mucous glands

blennaphrosin (blen-af'ro-sin) A preparation of a double salt of potassium nitrate and hexamethylenamin with extract of kava-kava· used in gonorrhea and cystitis.

blennemesis (blen-em'es-is) [Gr *βλέννος* mucus + *ἔμεσις* vomiting]. The vomiting of mucus.

blennogenic, blennogenous (blen-o-jen'ik, blen-oj'en-us) [Gr. *βλέννος* mucus + *γεννᾶν* to produce] Producing mucus.

blennoid (blen'oid) [Gr. *βλέννος* mucus + *εἶδος* form]. Resembling mucus.

blennorrhagia (blen-o-ra'je-ah) [Gr. *βλέννος* mucus + *ῥηγνύναι* to break forth]. 1. Any discharge of mucus. 2. Gonorrhea.

blennorrhagic (blen-o-raj'ik). Pertaining to or of the nature of blennorrhagia

blennorrhea (blen-or-e'ah) [Gr *βλέννος* mucus + *ῥοία* flow] A free discharge from the mucous surfaces, especially a gonorrheal discharge from the urethra or vagina, gonorrhea **b. adulto'rum,** gonorrheal ophthalmia. **b. alveola'ris,** pyorrhœa alveolaris **inclusion b.,** conjunctivitis of the newborn caused by Chlamydozoa **b. neonato'rum,** ophthalmia neonatorum. **Stoerk's b.,** blennorrhea with profuse chronic suppuration, producing hypertrophy of the mucosa of the nose, pharynx, and larynx.

blennorrheal (blen-or-e'al). Pertaining to or of the nature of blennorrhea.

blennostasin (blen-o-sta'sin) A bitter yellowish compound, $C_{19}H_{22}N_2O(HBr_2)$, or cinchonidin dihydrobromid It is a vasoconstrictor and blennostatic, and is used in catarrhs of the respiratory tract. Dose, 1–4 gr. (0 06 0 26 gm.).

blennostasis (blen-os'tas-is) [Gr *βλέννος* mucus + *στάσις* standing] The suppression of an abnormal mucous discharge, or the correction of an excessive one.

blennostatic (blen-o-stat'ik) [Gr *βλέννος* mucus + *ἱστάναι* to halt]. Corrective of an excess of a mucous secretion.

blennothorax (blen-o-tho'raks) [Gr. *βλέννος* mucus + *θώραξ* chest] An accumulation of mucus in the chest.

blennuria (blen-u're-ah) [Gr *βλέννος* mucus + *οὖρον* urine]. The existence of mucus in the urine.

blenol (ble'nol). A solution of hydrastin and the double citrate of bismuth· used locally and internally in disease of mucous surfaces. Dose, 10–40 min. (0.62–2.5 c.c.).

blenorrhol (blen'or-ol). A preparation of protargol and gelatin.

blepharadenitis (blef"ar-ad-en-i'tis) [Gr. *βλέφαρον* eyelid + *ἀδήν* gland + *-ιτις* inflammation]. Inflammation of the meibomian glands.

blepharal (blef'ar-al). Pertaining to the eyelids.

blepharelosis (blef-ar-el-o'sis) [Gr. *βλέφαρον* eyelid + *εἴλειν* to roll]. Ingrowing of the eyelashes; entropion.

blepharism (blef'ar-izm) [L. *blepharis'mus;* Gr. *βλεφαρίζειν* to wink]. Spasm of the eyelids, continuous blinking.

blepharitis (blef-ar-i'tis) [Gr. *βλέφαρον* eyelid + *-ιτις* inflammation]. Inflammation of the eyelids. **b. cilia'ris, b. margina'lis,** a chronic inflammation of the hair-follicles and sebaceous glands of the margins of the eyelids. **b. squamo'sa,** a marginal blepharitis in which the edges of the lids become scaly. **b. ulcero'sa,** an ulcerous form of marginal blepharitis.

blepharo-adenitis (blef"ar-o-ad-en-i'tis). See *blepharadenitis.*

blepharo-adenoma (blef"ar-o-ad-en-o'mah), pl. *bleph'aro-adeno'mata.* Adenoma of the eyelid.

blepharo-atheroma (blef"ar-o-ath-er-o'mah). An encysted tumor or sebaceous cyst of an eyelid.

blepharochalasis (blef"ar-o-kal'as-is) [Gr *βλέφαρον* eyelid + *χάλασις* relaxation] Relaxation of the skin of the eyelid, due to atrophy of the intercellular tissue Called also *dermatolysis palpebrarum.*

blepharochromidrosis (ble "ar-o-kro-mid ro'sis) [Gr *βλέφαρον* eyelid + *χρῶμα* color + *ἱδρώς* sweat] Excretion of a colored sweat from the eyelids, usually of a bluish shade.

blepharoclonus (blef-ar-ok'lo-nus) [Gr *βλέφαρον* eyelid + *clonus*] Clonic spasm of the muscles that close the eye

blepharoconjunctivitis (blef"ar-o-kon-junk-tiv-i'tis). Inflammation of the eyelids and conjunctiva.

blepharodiastasis (blef"ar-o-di-as'tas-is) [Gr. *βλέφαρον* eyelid + *διάστασις* separation] Excessive separation of the eyelids, causing the eye to be open very wide

blepharoncus (blef-ar-ong'kus) [Gr *βλέφαρον* eyelid + *ὄγκος* tumor] A tumor on the eyelid.

blepharopachynsis (blef"ar-o-pak-in'sis) [Gr. *βλέφαρον* eyelid + *πάχυνσις* thickening]. The morbid thickening of an eyelid.

blepharophimosis (blef"ar o-fi-mo'sis) [Gr *βλέφαρον* eyelid + *φίμωσις* narrowing]. A narrowing of the slit between the eyelids

blepharophryplasty (blef-ar-of're-plas-te) [Gr. *βλέφαρον* eyelid + *ὀφρύς* eyebrow + *πλάσσειν* to form]. Plastic operation for the restoration of the eyelid and eyebrow.

blepharoplast (blef'ar-o-plast) [Gr. *βλεφαρίς* eyelash + *πλάσσειν* to form] A nucleus-like structure in the motile cells of animals and plants giving origin to a flagellum, as in a trypanosome. By some it is regarded as a modified centrosome

blepharoplasty (blef"a-ro-plas-te) [Gr. *βλέφαρον* eyelid + *πλάσσειν* to mold] The plastic surgery of the eyelids.

blepharoplegia (blef"ar-o-ple'je-ah) [Gr. *βλέφαρον* eyelid + *πληγή* stroke]. Paralysis of an eyelid (Desmarres); paralysis of both muscles of the eyelid (Graefe-Saemisch).



Blepharoptosis.

blepharoptosis (blef"ar-o-to'sis) [Gr *βλέφαρον* eyelid + *πτῶσις* a fall]. Drooping of an upper eyelid from paralysis.

blepharopyorrhea (blef"ar-o-pi-o-re'ah) [Gr. *βλέφαρον* eyelid + *πύον* pus + *ῥοία* flow]. Purulent ophthalmia.

blepharorrhaphy (blef-ar-or'af-e) [Gr. *βλέφαρον* eyelid + *ῥαφή* seam]. Same as *tarsorrhaphy.*

blepharospasm (blef'a-ro-spazm) [Gr. *βλέφαρον* eyelid + *σπασμός* spasm]. Spasm of the orbicular muscle of the eyelids.

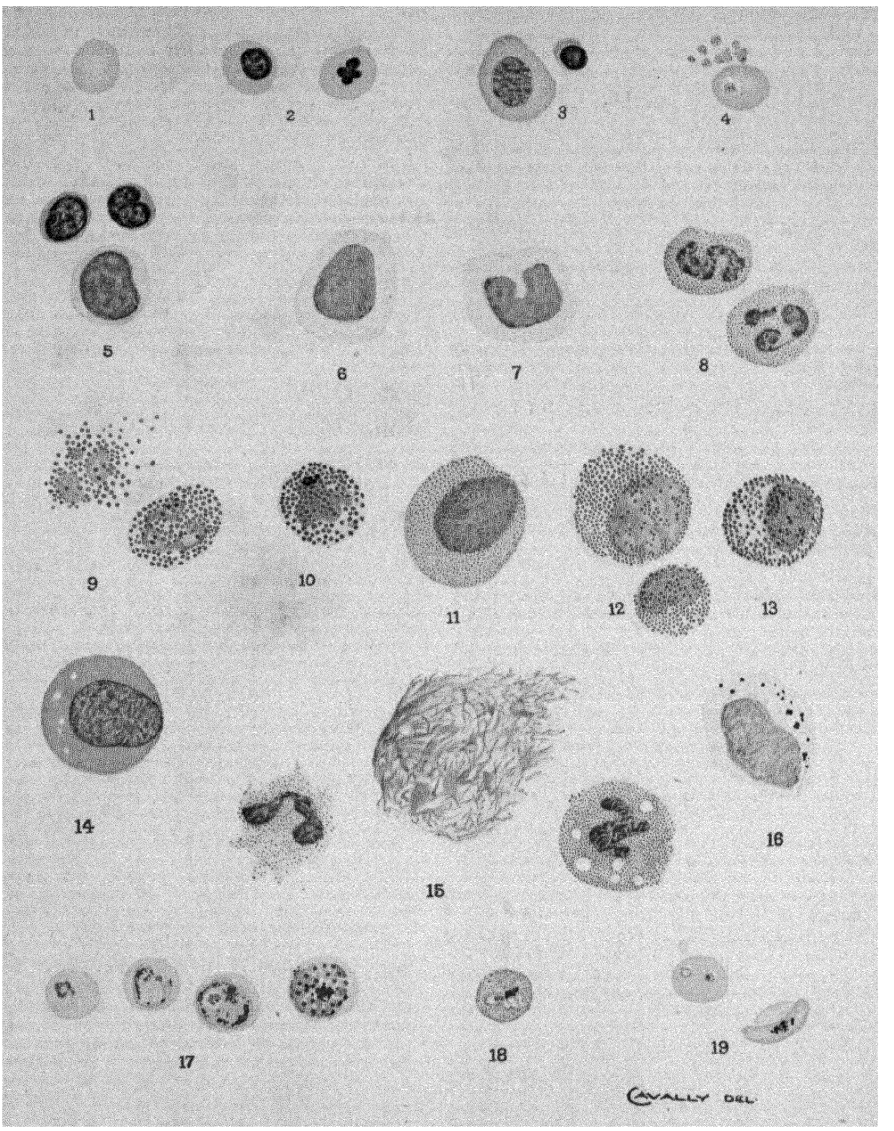

1, Normal red corpuscle for comparison, 2, normoblasts one with lobulated nucleus, 3 megaloblast and microblast. The megaloblast shows a considerable degree of polychromatophilia, 4 blood-plaques, one lying upon a red corpuscle, 5 lymphocyt[illegible] and small, 6, large mononuclear leukocyte, 7, transitional leukocyte, 8, polymorphonu[illegible]philic leukocytes, 9 eosinophilic leukocytes, one ruptured, 10 basophilic leukocyte, 11, neutrophilic myelocyte. The granules are sometimes less numerous and less distinct than here shown, 12, eosinophilic myelocytes, 13 basophilic myelocyte, 14, "irritation" or "stimulation" form with small vacuoles, 15, degenerated leukocytes two polymorphonuclear neutro[illegible] ruptured [illegible] vacuolated, and a "basket cell" composed of an irregular m[illegible] [illegible] mononuclear leukocyte containing pigment-granu[illegible] [illegible] malaria 17 [illegible] [illegible]al cycle of the tertian malarial parasi[illegible] [illegible]ith were drawn fro[illegible] [illegible] from a case of double tertian, 18 [illegible] [illegible]rtian parasite and showing malarial tipping, 19, estivo autumnal malarial [illegible] [illegible]ms within the same red cell and a crescent with remains of the red corpu[illegible]

Stained with Wright's stain All drawn to same scale.

(From Todd's "Clinical Diagnosis.")

blepharosphincterectomy (blef"ar-o-sphinc-ter-ek'to-me) [Gr. *βλέφαρον* eyelid + *σφιγκτήρ* sphincter + *ἐκτομή* excision]. Excision of the sphincter of the eyelid: the operation of removing some fibers of the orbicularis muscle, together with the overlying skin done to relieve the pressure of the eyelid upon the cornea in blepharospasm.

blepharostat (blef'a-ro-stat) [Gr. *βλέφαρον* eyelid + *ἱστάναι* to cause to stand]. An instrument for holding the eyelids and keeping them apart during surgical operations upon the eye.

blepharostenosis (blef"ar-o-sten-o'sis) [Gr. *βλέφαρον* eyelid + *στένωσις* a narrowing]. An abnormal narrowing of the palpebral slit.

blepharosynechia (blef"ar-o-sin-e'ke-ah) [Gr *βλέφαρον* eyelid + *συνέχεια* a holding together] The growing together or adhesion of the eyelids

blepharotomy (blef-ar-ot'o-me) [Gr. *βλέφαρον* eyelid + *τομή* a cut]. The surgical cutting of an eyelid.

blepsopathia, blepsopathy (blep-so-path'e-ah, blep-sop'ath-e) [Gr *βλεψις* sight + *πάθος* disease] A condition of nervous breakdown produced by eye-strain.

blessed thistle (ble'sed this'l). See *Cnicus*.

Blessig's groove (bles'ig) [Robert *Blessig*, German physician, 1830–1878]. See under *groove*.

blind (blind). Not having the sense of sight.

blind-gut (blind'gut). The cecum.

blind-spot (blind'spot). A spot on the retina where the optic nerve enters, and which is not sensitive to the light.

blindness (blind'nes). Lack or loss of sight. **blue-b.**, color-blindness as to blue tints. **Bright's b.**, dimness or complete loss of sight without lesion of the retina or optic disk seen in uremia **color-b.**, inability to distinguish differences of color usually partial, and seldom or never complete. **concussion b.**, functional blindness due to violent explosions caused by high explosive shells, bombs, etc **cortical b.**, blindness due to a lesion of the cortical visual center **day-b.**, vision which is better by night than by day, nyctalopia. **letter-b.**, a state resembling word-blindness, in which individual letters, though seen, convey no meaning to the mind **mind-b.** Same as *psychic b* **moon-b.**, retinal anesthesia, said to be caused by exposure to rays of moon during sleep. **night-b.**, a defect of the vision more marked by night, or in a subdued light, than by day, hemeralopia. **note-b.**, an inability to read musical notes, due to a central lesion. **object-b.**, a condition in which objects seen make no impression on the mind. See also *apraxia*. **psychic b.**, sight without recognition, due to some brain lesion. **red-b.**, blindness to red tints **red-green b.**, inability to distinguish red and green. **snow-b.**, dimness of vision, usually temporary, due to the glare of the sun upon snow; niphablepsia **soul-b.** Same as *psychic b.* **syllabic b.**, inability to form syllables. **word-b.**, inability to recognize written words as the symbols of ideas.

blister (blis'ter) [L. *vesic'ula*]. 1 A collection of serous, bloody, or watery fluid beneath the epidermis. See *bulla*. 2. An agent producing a vesication. **ambulant b.**, one that is shifted from place to place. **b.-beetle, b.-fly.** See *Cantharis*. **blood-b.**, a blister having bloody contents. It may be caused by a bruise, but is often due to persistent friction. **fever b.**, herpes labialis. **fly-b.**, a blister of cantharides. **flying b.**, a blister applied long enough to produce redness, but not vesication. **Marochetti's b's**, small blisters seen under the tongue in hydrophobia. **water-b.**, a blister with watery contents.

blistering (blis'ter-ing). The formation of a vesicle upon the skin.

bloat (blōt). See *hoven*.

Bloch's scale (blocks) [Marcel *Bloch*, French pathologist, died 1925]. See under *scale*.

block. 1. A term introduced by Romanes to express the obstruction of the passage of muscular or nervous impulses. 2. In dentistry, a mass of gold for filling teeth. **arborization b.**, heart-block in which the ventricular conduction is impaired. **comparator b.** See *comparator*. **field b.**, regional anesthesia obtained by creating walls of anesthesia encircling the operative field **heart-b.** See *heart-block*. **nerve b.**, regional anesthesia secured by making extraneural or paraneural injections in close proximity to the nerve whose conductivity is to be cut off. **spinal subarachnoid b.**, a condition in which the flow of cerebrospinal fluid is interfered with by an obstruction in the spinal canal. **ventricular b.**, obstruction to the flow of cerebrospinal fluid caused by meningitic inflammatory exudate blocking the foramina of Magendie and Luschka by which the cerebral ventricles communicate with the subarachnoid space.

blocking (blok'ing). 1. The cutting off of an afferent nerve-path, as by the injection of cocain (*cocain b*). 2. The Freudian term for a sudden stop in an association produced when a complex is touched. 3 The fastening of a histologic specimen impregnated with colloidion to a block of wood or other suitable material which may be clamped in the microtome. **b. of thought,** a mental condition in which the patient expresses himself with difficulty, because, as he claims, "the avenues of thought are obstructed"

Blocq's disease (bloks) [Paul Oscar *Blocq*, French physician, 1860–1896] Astasia-abasia.

Blondlot rays (blah-lo') [Prosper René *Blondlot*, French physicist, born 1849]. See under *ray*

blood (blud) [L. *san'guis, cru'or;* Gr. *αἷμα*]. The fluid that circulates through the heart, arteries, and veins, carrying nutriment and oxygen to the body tissues. The blood contained in the arteries is of a bright red color, but after passing to the veins it becomes very dark or brownish red. It consists of a colorless liquid, the *plasma*, containing red blood-corpuscles (*erythrocytes*), yellowish, circular, biconcave disks, 7.5 μ in diameter, containing hemoglobin, which carries the oxygen; white blood-corpuscles (*leukocytes* and *lymphocytes*), white, spheric, ameboid masses of protoplasm, averaging 10 μ in diameter; *blood-platelets* (*plastocytes*), circular or oval disks, 2–3 μ in diameter, and *blood-dust*, or hemokoniæ, small, hyaline, refractive bodies. **b.-cast,** a microscopic thread of blood in the urine **b.-cell,** a blood-corpuscle. **b.-clot,** the coagulum of blood. **b.-count,** the count of the number and proportion of the white and red corpuscles in a carefully measured sample of blood from an individual. The *differential b.-count* includes an estimation of the percentage or proportion of each kind of leukocyte. **b.-crystals,** crystals of hematoidin in the blood. **b.-cyst,** hematocele, hematocyst, or hematoma. **b.-disk.** 1. A red blood-corpuscle. 2. A blood-platelet. **b.-dust.** See *hemokonia*. **b.-fluke.** See *Schistosoma*. **b.-groups.** See *typing of blood*. **b.-iron,** oxyhemoglobin. **b.-island,** a group of corpuscles in the mesoblast in very early fetal life. **b.-key,** a chart of colored pictures to illustrate the principal normal and abnormal conditions of the blood. **laky b.,** blood that has become darkened and somewhat transparent through the solution or destruction of the red corpuscles. **live-b.,** twitching of the eyelids. **b.-motes.** Same as *b.-dust*. **occult b.,** blood in such small quantities that it can be detected only by chemic tests, the microscope, or the spectroscope. **b.-picture** (Arneth's). See *Arneth's formula*, under *formula*. **b.-plaques.** Same as *b.-plates*. **b.-plasma,** the liquor sanguinis, or colorless fluid of the blood. **b.-plastid,** a particle of cytoplasm thought to develop into a blood-corpuscle. **b.-plates, b.-platelets.** See *blood*. **b.-poisoning.** See *toxemia*. **b.-pressure,** the pressure of the blood on the walls of the arteries,

dependent on the energy of the heart action, the elasticity of the walls of the arteries, the resistance in the capillaries, the volume and the viscosity of the blood. The maximum pressure occurs at the time of the systole of the left ventricle of the heart and is termed *maximum* or *systolic*. The minimum pressure is felt at the diastole of the ventricle and is termed *minimum* or *diastolic* pressure. **b.-serum,** the clear liquid part of the blood separated from its fibrin and corpuscles. See also *blood serum*. **strawberry-cream b.,** the blood in marked lipemia which has the appearance of strawberry ice-cream. **b.-tumor,** a hematoma; also an aneurysm. **b. typing.** See *typing*. **b.-vessel,** an artery, vein, or sinus. **whole b.,** blood from which none of the elements have been removed.

bloodless (blud'les). 1. Anemic or exsanguine. 2. Performed with little or no loss of blood.

bloodletting (blud'let-ing). The therapeutic withdrawal of blood. **general b.,** that which is performed by venesection. **local b., topical b.,** the abstraction of blood by cupping, scarification, or leeching.

bloodroot (blud'root). See *Sanguinaria*.

blood-serum (blud'se-rum). A bacteriologic culture-medium composed largely of blood-serum. See also under *culture-medium*. **alkaline b.,** blood-serum to which has been added from 0.1 to 0.15 per cent. of sodium hydroxid. It is then prepared as is Loffler's blood-serum. It consists mostly of alkali albuminate. **coagulated b.,** plain blood-serum from the horse, cow, sheep, dog or other animal, coagulated and sterilized at a temperature not above 80° C **Councilman and Mallory's b.,** blood-serum coagulated in a hot-air sterilizer and sterilized with steam. **glycerin b.,** blood-serum containing from 4 to 8 per cent. of glycerol. **inspissated b.,** blood-serum heated to coagulation, usually in test-tubes and in an inclined position. **Löffler's b.,** nutrient bouillon containing 1 per cent. of dextrose 1 part and blood-serum 3 parts. Mix, tube, and coagulate in an inclined position. **Lorrain Smith's b.,** blood-serum containing 0.05 per cent. of sodium hydroxid.

bloodshot (blud'shot). Congested with blood.

Blot's perforator (blōz) [Claude Philibert Hippolyte *Blot*, French obstetrician, 1822-1888]. See under *perforator*.

blow-fly (blo'fli). See *Calliphora*.

blucaloids (blu'kal-oids). Capsules containing eucalyptus oil and methylene-blue. used in malaria.

blue (blu). 1. The color of the sky; one of the principal colors of the spectrum. 2. Having the color of the clear sky. **acid b.** See *cyanol blue*. **alizarin b.,** a blue dyestuff derived from anthracene. **alkali b.,** a dye, sodium triphenylrosanilin monosulphate. **anilin b.,** triphenyl-rosanilin hydrochlorid: used in malaria in doses of 5 gr. (0.3 gm.). **anilin b., W. S.,** a mixture of the trisulphonates of triphenyl-para-rosanilin and of diphenyl-rosanilin. The latter is $CH_3(NH_2)C_6H_2(SO_2.ONa).C(C_6H_4.NH.C_6H_4)_2(SO_3)SO_2$ ONa. **anthracene b.,** alizarin blue. **azidine b., 3 B.** Same as *trypan blue*. **benzamin b., 3 B.** Same as *trypan blue*. **benzo b.** Same as *trypan blue*. **Berlin b.** 1. Anilin blue. 2 Prussian blue. **brilliant b., C.,** brilliant cresyl blue. **brilliant cresyl b.,** an oxazin dye: used in staining blood, $(C_2H_5)_2N(CH_3)C_6H_2(ON)C_6H_3.NH_2Cl$. **brom-chlorphenol b.,** an indicator, dibrom-dichlor-phenol-sulphonphthalein, $(C_6H_2ClBrOH)_2C.C_6H_4.SO_2.ONa$. **bromphenol b.,** a dye, tetrabrom-phenol-sulphonephthalein, $(C_6H_2Br_2OH)_2.C.C_6H_4SO_2.ONa$: used as an indicator in determining hydrogen-ion concentration. It has a P_H range of 3 to 4.6, being yellow at 3 and blue at 4.6. **bromthymol b.,** a dye, dibrom-thymol-sulphonephthalein, $[(CH_3)_2C.H.C_6HBr(CH_3)OH]_2C.C_6H_4.SO_2.ONa$: used as an indicator in determining hydrogen-ion concentration. It has a P_H range of 6.0 to 7.6, being yellow at 6.0 and blue at 7.6. **china b.,** anilin blue. **chloramin b., 3 B.** Same as *trypan blue*. **Congo b., 3 B.** Same as *trypan blue* **cresyl b., 2 R. N.** or **B. B. S.** Same as *brilliant cresyl blue*. **cyanol b.,** a bright blue acid coal-tar color related to triphenyl-methane. **diamin b.,** any one of several coal-tar colors derived from benzidin or toluidin. **dianil b., H. 3 G.** Same as *trypan blue*. **b. gum.** See *Eucalyptus*. **helvetia b.** Same as *methyl blue*. **indigo b.,** indigotin. **Löffler's methylene b.** See under *stains* and *staining methods*. **marine b.** Same as *anilin blue*. **methyl b.,** an acid dye used as a counterstain, $ONa.SO_2.C_6H_4.NH.C_6H_4.C(C_6H_4.NH.C_6H_4)_2(SO_3)SO_2.ONa$. **methylene b.,** one of the most important stains used in pathology and bacteriology. It is a salt (generally a chlorid) of tetramethyl-thionin, $(CH_3)_2N.C_6H_3(NS)C_6H_3.N(CH_3)_2Cl$. Commercially it is generally a double chlorid of zinc and methylene blue. **methylene b., medicinal** (U. S. P.), methylene blue which is free of zinc and so less toxic. It is also superior as a stain. It is used as an analgesic and an antiperiodic. Dose, 2–4 grains. **methylene b., N. N.** Same as *new methylene blue, N*. **methylene b., O.** Same as *toluidin blue, O*. **naphthamin b., 3 B. X.** Same as *trypan blue*. **new methylene b., N.,** $C_2H_5.NH(CH_3)C_6H_2(SN)C_6H_2(CH_3)N(C_2H_5)HCl$. **Niagara b., 3 B.** Same as *trypan blue*. **Nile b., A., Nile b. sulphate,** an oxazin dye which stains fatty acids blue. It is $(C_2H_5)_2N.C_6H_3(ON)C_{10}H_5.NH_2(SO_4)\frac{1}{2}$. **polychrome methylene b.,** a stain which contains methylene green, methylene azure, and methylene violet as well as methylene blue. It can be prepared by boiling a solution of methylene blue or by allowing Loffler's methylene blue to age. **Prussian b.,** ferric ferrocyanid, $Fe_4[Fe(CN)_6]_3$. **pyoktanin b.** Same as *methyl violet* **soluble b., 3 M.** or **2 R.** Same as *anilin blue*. **spirit b.,** a mixture of diphenyl-rosanilin, $C_6H_5.NHCl\ C_6H_4\ C[C_6H_3(CH_3)NH_2]C_6H_4\ NH\ C_6H_5$, and triphenyl-rosanilin, $C_6H_5.NHCl\ C_6H_4C[C_6H_4(CH_3)NH.C_6H_5]C_6H_4.NH.C_6H_5$. **b. stone,** copper sulphate. **Swiss b.,** methylene blue **thymol b.,** an indicator, thymol-sulphonephthalein, $[(CH_3)_2CH\ C_6H_2(CH_3)OH]_2C.C_6H_4\ SO_2ONa$, with an acid P_H range of 1 2 to 2 8, being red at 1 2 and yellow at 2.8, and an alkaline P_H range of 8 to 9.6, being yellow at 8 and blue at 9 6. **toluidin b., O,** one of the main constituents of Albert's stain, $(CH_3)_2N.C_6H_3(SN)C_6H_2.(CH_3).NH_2Cl$. **trypan b.,** an acid, azo dye which has been used in vital staining and as a remedy in protozoan infections. It is the sodium salt of tolidin-diazo-diamino-naphthol-disulphonic acid, $[CH_3.C_6H_3\ N\ N.C_{10}H_3(NH_2)(SO_2ONa)_2.OH]_2$. **Turnbull's b.,** ferrous ferricyanid, $Fe_3(FeCy_6)_2$. **b. vervain.** See *Berbena*. **b. vitriol,** copper sulphate. **water b.** Same as *anilin blue*.

bluebottle. See *Calliphora*.

blue-bottom. A blue pigmentation of the skin in the sacral, coccygeal, and gluteal region.

blue dome cyst. See under *cyst*.

blues (blūz). A popular name for a short period of mental depression.

Blum's reagent test (bloomz) [Leo *Blum*, German physician, born 1878]. See under *tests*.

Blumenau's nucleus (bloo'men-owz) [Leonid *Blumenau*, Russian neurologist, born 1862]. See under *nucleus*.

Blumenbach's clivus, process (bloo'men-bahks) [Johann Friedrich *Blumenbach*, German physiologist, 1752–1840]. See *clivus* and *process*.

blunt-hook (blunt'hook). An instrument used mainly in embryotomy.

Blyth's test [Alexander Wynter *Blyth*, English physician]. See under *tests*.

B. M. Abbreviation for L *bal'neum ma'ris*, sea-water bath.

B. M. A. Abbreviation for *British Medical Association.*

B. M. R. Abbreviation for *basal metabolic rate.*

B. M. S. Abbreviation for *Bachelor of Medical Science.*

B. N. A. An abbreviation for *Basle Nomina Anatomica,* or the anatomic terminology accepted at Basle in 1895 by the Anatomical Society.

B. O. Abbreviation for *base of prism out.*

Boas's reagent, sign, test, etc. (bo'az) [Ismar *Boas,* physician in Berlin, born 1858]. See under *reagent, sign, tests,* etc.

Bobbs's operation (bobz) [John Stough *Bobbs,* American surgeon, 1809–1870]. See *operation.*

Bobroff's operation (bob'rofs) [V. F. *Bobroff,* Russian surgeon, born 1858]. See under *operation.*

bocaral (bo'kar-al). An antiseptic dressing powder containing boric acid, alum, and phenol.

Bochdalek's ganglion (bok'dal-eks) [anatomist in Prague, 1801–1883]. See *ganglion.*

Bock's nerve (boks) [August Carl *Bock,* German anatomist, 1782–1833]. See under *nerve.*

Bockhart's impetigo (bok'harts) [Max *Bockhart,* German physician of the nineteenth century]. See under *impetigo.*

Bodo (bo'do) A genus of the Bodonidæ, being small oval bodies with two anterior flagella, one of which projects forward and the other back. **B. cauda'tus,** a common coprozoic flagellate found in human feces. They are polymorphic and their motility is jerky. **B. sal'tans,** the "springing monad" which has been found in ulcers. **B. urina'ria** has been found in urine. Other species are: *Bodo asiatica, B javanensis, B. parva,* and *B weinbergi.*

Bodonidæ (bo-don'id-e). A family of flagellates sometimes found in human feces. They are spheric in form with one flagellum projecting forward and one backward. There is no undulating membrane and they are probably not pathogenic.

body (bod'e) [L. *cor'pus;* Gr. *σῶμα*]. 1. The trunk, or animal frame, with its organs. 2. The cadaver or corpse. 3. The largest and most important part of any organ. **accessory b.,** a body of indefinite structure found in the protoplasm of a spermatid. **acetone b's,** acetone, aceto-acetic acid, and beta-oxybutyric acid. Called also *ketone bodies.* **adrenal b.** See *suprarenal gland,* under *gland.* **alloxur b's.** See *purin bases,* under *purin.* **Amato b's,** bodies seen in the leukocytes of the blood of scarlatinal patients. **amylaceous b's.** See *corpora amylacea* **anaphylactic reaction b.** See *sensibilin* **anococcygeal b.,** a mass of fibrous and muscular tissue between the anus and the tip of the coccyx. **anti-b.** See *antibody* **anti-immune b., anti-intermediary b.** See *antiamboceptor.* **apical b.** See *acrosome.* **b. of Arantius.** See *corpora arantii.* **Arnold's b's,** small pieces of erythrocytes in the blood. **Aschoff's b's,** rheumatic nodules in the myocardium. **Auer's b's,** rod-shaped bodies seen in the lymphocytes in certain cases of leukemia. **Babes-Ernst b's,** metachromatic granules. See under *granule.* **Balbiani's b.** See *yolk nucleus,* under *nucleus.* **Bartonia b's.** See *Bartonia basiliformis.* **Behla's b's.** Same as *Plimmer's b's.* **Bence-Jones b's.** See *Bence-Jones protein,* under *protein.* **between b.** See *complement.* **bird's-nest b's,** structures formed by the arrangement of cells in epithelial cancer resembling birds' nests. **brassy b.,** a dark, shrunken blood-corpuscle seen in malaria. **Buchner's b's,** defensive proteins. **Cabot's ring-b's,** lines in the form of loops or figures of eight, seen in stained erythrocytes in severe anemias. They are stained red with the Wright-Leishman stain and blue with eosinate of methylene-blue. **cancer b's.** See *Plimmer's b's* and *Russell's b's.* **carotid b.** See *carotid gland,* under *gland.* **cavernous b's,** the corpora cavernosa. **cell b.** See under *cell.* **central b.,** the structures at the center of the aster during mitosis. **chromaffin b.** See *paraganglion.* **chromophilous b's.** See *Nissl b's.* **ciliary b.,** that part of the vascular coat of the eye which includes the ciliary muscles and processes. **coccygeal b.** See *coccygeal gland,* under *gland.* **colloid b's,** masses of an irregularly shaped, glue-like substance in the cerebrospinal axis. **Deetjen's b's,** blood-plates. **demilune b.,** a circular transparent body with a crescent-shaped area on one edge, seen in the blood in malaria and after typhoid fever. The crescent-shaped portion contains hemoglobin and the bodies are believed to be degenerated red corpuscles The transparent portion of the body is called *glass-body.* **dentate b., denticulate b.** See *corpus dentatum.* **Döhle's inclusion b's,** small coccus-shaped bodies occurring in the polynuclear leukocytes of the blood in several diseases, especially scarlet fever. **Donne's b's,** colustrum corpuscles **Ehrlich's hemoglobinemic b's,** small round granules staining with acid dyes, seen in the bodies of erythrocytes in severe hemocytolysis from septic blood-poisoning. **elementary b.,** a blood-platelet **Elzholz's b's,** bodies described by Elzholz in degenerated medullated nerve-fibers. **end-b.** See *complement.* **endoglobar b.,** archiplasm. **epithelial b.,** a parathyroid gland. **falciform b.** See *sporozoite.* **fimbriate b.** See *corpus fimbriatum.* **foreign b.,** a mass which is not normal to the place where it is found. **b. of fornix, fornix b.,** the middle part of the fornix; the corpus fornicis. **fuchsin b's.** See *Russell's b's* **geniculate b.** See *corpus geniculatum.* **Gianuzzi's b's.** See *Gianuzzi's crescents,* under *crescent.* **glass-b.** See *demilune b.* **globoid b's,** microorganisms found by Flexner and Noguchi in poliomyelitis, which seemed to bear an etiologic relationship to the disease **Golgi b.** See *Golgi apparatus,* under *apparatus.* **Guarnieri's b's,** the cytorrhyctes of variola and vaccinia. See *Cytorrhyctes.* **habenular b.** See *nucleus habenulæ* **Hassall's b's.** See *Hassall's corpuscles,* under *corpuscle.* **Heinz b's,** small bodies occasionally seen in red blood-corpuscles after staining with azur I. Called also *substantia metachromaticogranularis* and *β-substance.* **Highmore's b.,** the mediastinum testis. **Howell's b's,** small round or oval bodies, pinkish or bluish in color, seen in certain erythrocytes on staining with Giemsa's stain. They are thought to be fragments of the broken up nucleus of nucleated erythrocytes, and are therefore called *nuclear particles* or *nuclear fragments.* **Howell-Jolly b's,** Howell's bodies. **hyaloid b.,** the vitreous body. **immune b.** See *amboceptor.* **inclusion b's.** See *Dohle's inclusion b's.* **intercarotic b.,** a longish mass of blood-vessels, nerves, and ganglion-cells between the internal and external carotid arteries. **intermediary b.** See *amboceptor.* **interpeduncular b.** See *corpus interpedunculare.* **intravertebral b.,** the centrum of a vertebra. **iso-b.** See *isobody.* **Jolly's b's.** Same as *Howell's b's.* **ketone b's.** Same as *acetone b's.* **Kurloff's b's,** bodies seen in the large mononuclear leukocytes of guinea-pigs and other animals; supposed by some to be a stage in the development of the granules of the esoinophil leukocytes; by others to be a stage in the development of a protozoan organism. Called also *Lymphocytozoön cobayæ.* **Lallemand-Trousseau b's.** Same as *Bence-Jones cylinders.* See *cylinder.* **Landolt's b's,** small elongate bodies between the rods and cones on the outer nuclear layer of the retina. **Langerhans's b's,** heaps of large, clear, homogeneous cells, situated within or between the lobules of the pancreas. **Laveran's b's** (1880), the plasmodia of malarial disease. See *Laverania.* **Leishman-Donovan b's** (1903), small round or oval bodies found in the spleen and liver of patients suffering with a peculiar tropical

fever and cachexia (kala-azar). These bodies are the intracellular forms of the protozoan *Leishmania donovani*, the parasite of kala-azar. See *Leishmania donovani*. **lenticular b.**, dentate nucleus See *nucleus*. **Lieutaud's b.**, the trigone of the bladder. **Lostorfer's b's.** See under *corpuscle*. **Luys' b.** Same as *corpus subthalamicum*. **Mallory's b's**, bodies resembling protozoa, seen in the lymph-spaces and epithelial cells of the skin in scarlet fever. **malpighian b's**, small bodies in the kidney at the commencement of the uriniferous tubules, consisting of the mass of vessels (the malpighian tuft) and the envelope or Bowman's capsule. **mammillary b's**, a pair of small spherical masses of gray matter situated close together in the interpeduncular space rostral to the posterior perforated substance. Each is enclosed in a white capsule and projects as a white eminence at the base of the brain. Called also *corpora mamillaria* [B N A], *corpora candicantia*, and *corpora albicantia*. **melon-seed b.**, any one of a class of small fibrous masses sometimes occurring in the joints and in cysts of the tendon sheaths. **metachromatic b's**, metachromatic granules. See under *granule*. **Michaelis-Gutmann b's**, bodies found in the lesions of malacoplakia of the bladder. They probably are necrotic cells. **molluscous b's** or **corpuscles**, peculiar round or oval microscopic bodies within the papules of molluscum epitheliale. **Morner's b.**, nucleo-albumin. **muriform b.**, the morula. **Negri b's** (1903), oval or round bodies, seen in the protoplasm and sometimes in the processes of nerve-cells of animals dead of hydrophobia, their presence is considered conclusive proof of rabies. Called also *Neurorrhyctes hydrophobiæ*. **Nissl b's**, large granular protein bodies which stain with basic dyes, forming the substance of the reticulum of the cytoplasm of a nerve-cell. Called also *chromophilous b's* and *tigroid b's* or *substance*. **no-threshold b.**, a substance in the blood plasm which causes no symptoms. **nuclear b.**, the nuclear disk of a maturing ovum after it takes an ellipsoidal form. **Oken's b.**, the wolffian body **olivary b's**, oval prominences at the sides of the anterior pyramids of the oblongata. **onion b's**, epithelial pearls. See under *pearl*. **pacchionian b's**, small eminences of the arachnoid tissue under the dura of the brain, and producing by pressure slight depressions (*pacchionian depressions*) on the inner surface of the cranium. **pampiniform b.**, the parovarium. **parabasal b.**, kinetonucleus. **paranuclear b.**, the attraction-sphere. **parasympathetic b's**, the intercoracoid body and coccygeal gland. **paraterminal b.**, the cerebral area from the olfactory peduncle backward to the lamina terminalis and upward between the corpus callosum and the hippocampal fissure. **parathyroid b.**, a parathyroid gland See under *gland*. **parolivary b's**, the accessory olivary nuclei. **perineal b's**, the mass of structures forming the central part of the perineum in women **Perles' anemia b's**, small actively moving, club-shaped bodies from the blood in certain cases of pernicious anemia. **pineal b.**, a small flattened, cone-shaped body, an outgrowth from the epithalamus, resting upon the mesocephalon in the interval between the two thalami. It is not composed of nervous elements and is a rudimentary glandular structure said to produce an internal secretion. Called also *corpus pineale* [B N A], *pineal gland*, *conarium*, and *epiphysis cerebri*. **pituitary b.**, a small, reddish, ellipsoid organ in a depression (*sel'la tur'cica*) of the sphenoid bone and attached to the brain by a pedicle. It consists of two lobes—an *anterior* one, of a reddish-gray color (*pars anterior*, or pituitary gland proper), which is made up of columns of cells surrounded by large sinusoidal spaces. This partly incloses a *posterior* lobe (*pars nervosa*, *neurohypophysis*, or *infundibular body*) with its epithelial investment (*pars intermedia*). The posterior lobe is composed of loosely placed neuroglia cells. The pituitary body is a gland of internal secretion and secretes two substances, a "pressor" and a "depressor" substance, which respectively increases and lowers the blood-pressure It is also called *hypophysis* [B N A], *hypophysis cerebri*, and *pituitary gland*. **Plimmer's b's**, small round capsulated bodies found in cancer, and thought by the discoverer to be the parasite causing the disease. **polar b's.** 1. Two small bodies protruded from the ovum at the time of impregnation. They are the smaller cells produced by the maturation divisions. 2 Metachromatic granules located at the ends of bacteria. **presegmenting b's**, malarial parasites before they undergo segmentation. **Prowazek's b's.** 1. Same as *trachoma b's*. 2. Extremely small dancing granules found in the material from smallpox pustules and in cowpox vaccine and regarded by Prowazek as the cause of the disease **Prowazek-Greef b's.** Same as *trachoma b's*. **purin b's.** See *purin*. **quadrigeminal b.** See *corpora quadrigemina*. **reaction b.** Same as *sensibilisin*. **Renaut's b's**, bodies found within the nerve-bundles in normal and pathologic conditions. Their function is unknown **restiform b.**, a lateral column of the medulla oblongata, extending to the cerebellum and continuous below with the cerebellar tract of the cord. It connects the posterior roots of spinal nerves with the cerebellum. **rice b's**, small bodies resembling grains of rice which form in the tendons of joints and float in the fluid of hygroma. **Rosenmüller's b.**, the parovarium. **Ross's b's**, spheric copper-colored bodies showing dark granulations and sometimes having ameboid movements seen in the blood and tissue fluids in syphilis, called also *Leukocytozoon pallidum* and *Lymphocytozoon pallidum*. **Russell's b's**, small, round, or oval vacuolated bodies seen in cases of carcinoma, and thought by some to be yeast plants and the cause of carcinoma. Called also *fuchsin b's*. **sand-b.** See *corpora arenacea*. **Seidelin b's**, bodies discovered in the red blood-corpuscles in yellow fever, and believed by the discoverer to be parasites and the cause of the disease. Called also *Paraplasma flavigenum*. **semilunar b's**, Gianuzzi's crescents. See *crescent*. **Spengler's immune b's**, immune bodies extracted from the red blood-corpuscles of animals immunized against tuberculosis used in tuberulosis. Called also *I. K* (*immun Korper*). **spheric b.**, the first stage of the sexual cycle of the malarial parasite, developing later into the gametocyte. **spiculated b's**, spiny looking bodies occurring enclosed in leukocytes or giant-cells in the spleen in certain conditions. **spongy b.** See *corpus spongiosum*. **striate b.** See *corpus striatum* **suprarenal b.** See *suprarenal gland*, under *gland* **Symington's b.**, anococcygeal body. **thermostabile b.**, amboceptor **threshold b.**, any compound in the blood-plasm the presence of which causes symptoms **thyroid b.**, the thyroid gland. See *gland*. **tigroid b's.** See *Nissl b's*. **trachoma b's**, minute bodies found in clusters in the protoplasm of the epithelial cells from the conjunctiva of trachomatous eyes; possibly the cause of trachoma See *Chlamydozoa*. **trapezoid b.** See *corpus trapezoideum* **Trousseau-Lallemand b's.** Same as *Bence-Jones cylinders*. See *cylinder*. **vitelline b.**, a body in the egg cell which may serve as a center for yolk formation. **vitreous b.**, the transparent substance of the eye, contained in a hyaloid membrane between the lens and the retina. **Winkler's b.**, spherical bodies seen in the lesions of syphilis. **wolffian b's**, the mesonephron or primitive kidney, the excretory organ of the embryo. It consists of a long tube in the lower part of the body-cavity, running parallel with the spinal axis and joined at right angles by a row of twisting tubes given off from the malpighian body, and forming a structure resembling a comet. The wolffian body develops into the head of the epididymis, vas deferens, and ejaculatory duct in the male. **x-b's.** 1. Same as

Plimmer's b's. 2. See *Bartonia bacilliformis.* **Zuckerkandl's b's,** paraganglia found along the course of the aorta near its bifurcation.

body-cavity. See *cœlom.*

body-louse. See *louse.*

Boeck's disease (beks) [Cæsar P. M. *Boeck,* dermatologist in Christiania, 1845–1917]. See under *disease.*

Boeck's itch or **scabies** (beks) [Carl William *Boeck,* Norwegian dermatologist, 1808–1875]. See under *scabies.*

Boedeker's test (ba'dek-erz) [Carl Heinrich Detlef *Boedeker,* German chemist, 1815–1895]. See under *tests.*

Boerhaave's glands (boor'hahv-ez) [Hermann *Boerhaave,* a famous Dutch physician, 1668–1738, professor of botany, medicine, and chemistry in Leyden, 1701–1729] The sweat glands.

Boettcher's cells. See *Böttcher's cells,* under *cell.*

Boettger's test. See *Böttger's test,* under *tests.*

bog-bean. See *Menyanthes*

Bogros's space (bōg-rōz') [Annet Jean *Bogros,* French anatomist, 1786–1823]. See under *space.*

Bogue's symptom (bōgz) [E. A. *Bogue,* American dentist]. See under *symptom.*

bohemium (bo-he'me-um) A newly discovered element of atomic number 75 found in magnesium ores in Bohemia Cf. *rhenium*

Bohun upas (bo'hun u'pas) The poison-tree of Java, *Antiaris toxicaria;* also its deadly gum-resin

boil (boil) See *furuncle* **Aleppo, Biskra, Natal, Oriental, Pendjdeh, Scinde b.** See *furunculus orientalis* **blind b.,** a boil of brief duration which does not form a core **Bulama b.** [from *Bulama,* an island of West Africa], a chronic sore of West Africa, said to be due to a burrowing insect-larva. **cat-b.,** a small variety of ordinary furuncle **Delhi b., tropical b.,** forms of furunculus orientalis. **Gafsa b.,** an endemic ulcer, named from *Gafsa,* in Tunis a variety of Oriental furunculus. **gum-b.** See *parulis.*

Bol. Abbreviation for L. *bolus,* pill.

boldin (bol'din). A hypnotic and locally anesthetic alkaloid from boldo. Dose, 2–4 gr (0.133–0.266 gm.).

boldo (bol'do) [L. *bol'dus, bol'doa*]. The leaves and stems of *Baldu* (*Peu'mus*) *bol'dus,* a tree of Chili It is tonic, antirheumatic, and antifebrile. Dose of tincture, 5–20 min (0.31–1.25 c.c.); of fluidextract, 1–5 min (0.06–0.31 c.c.).

boldoa, boldus (bol'do-ah, bol'dus). See *boldo.*

boldoglucin (bol-do-glu'sin). A narcotic and hypnotic glucosid from boldo. Dose, 20–60 gr. (1.333–4 gm.), in capsule

boldoin (bol'do-in). A glucosid obtainable from boldo.

bole (bōl) [L. *bo'lus;* Gr. *βῶλος*]. A name of various earths, mostly clayey and of a dark color; usually astringent and absorbent iron tonics: used somewhat in veterinary surgery and externally in skin diseases.

Boletus (bo-le'tus) [L.; Gr. *βωλίτης*]. A genus of fungi or mushrooms, some of which are edible and others poisonous.

boliformin (bo-lif-or'min). A condensation product of formalin and aluminum used as an antiseptic dusting-powder.

bolometer (bo-lom'et-er) [Gr. *βολή* a throw, a ray + *μέτρον* measure]. 1. An instrument for measuring the force of the heart-beat. 2. An instrument for measuring minute degrees of radiant heat.

bolt. To swallow food before it is adequately chewed.

bolus (bo'lus) [L.; Gr. *βῶλος*]. A round mass or dose of medicine which is larger than a pill. **b. al'ba,** kaolin.

bombard (bom-bard'). To subject a body to the impingement of small particles or rays.

Bombax (bom'bax). See *mochras.*

bombicestrol (bom-be-ses'trol). A sterol obtained from the chrysalis of the silkworm.

bonbon (bon'bon) [Fr.]. A conserve or medicated confection, usually proprietary.

bond (bond). A mark used to indicate the number and attachments of the valencies of an atom in constitutional formulas. It is represented by a dot or a line between the atoms, as H.O.H or H—O—H, Ca : O or Ca = O, HC ⫞ CH or HC ≡ CH.

bonduc (bon'duk) [Fr.]. The seeds of *Cæsalpin'ia bon'duc* and *C. bonducel'la,* climbing tropical plants: tonic, stimulant, and antiperiodic. Dose of powder, 10–15 gr. (0.666–1 gm.).

bonducin (bon-du'sin). A white, bitter powder, $C_{14}H_{10}O_5$, from bonduc seeds; insoluble in water: a febrifuge. Dose, 1½–3 gr. (0.1–0.2 gm.).

bone (bōn) [L. *os;* Gr. *ὀστέον*]. 1. The material of the skeleton of most vertebrate animals. It consists of connective tissue, the substratum of which is ossein, and which yields gelatin on boiling, impregnated with lime salts, chiefly calcium phosphate. 2. Any distinct piece of the osseous framework or skeleton of the body. Bones are composed of an outer layer of compact tissue, and of spongy or reticular tissue forming the interior portions. The compact tissue is traversed by channels (haversian canals) from which ardiate numerous canaliculi, which are surrounded by concentric lamellæ of bone, separated by spaces, *lacunæ,* containing the bone-cells or corpuscles. These lacunæ communicate with the haversian canals through the canaliculi. The inner, spongy tissue of bone contains large marrow-cavities. Bones are covered exteriorly by a protective membrane, the periosteum **Albers-Schoenberg marble b's,** bones that have undergone a condensation process converting them into a firm, whitish-gray substance without a trace of marrow space and without a trace of demarcation of the cortex **ankle-b.,** the astragalus. **basihyal b.,** the body of the hyoid bone. **basilar b., basi-occipital b.,** the basilar process of the occipital bone **Bertin's b's,** the sphenoturbinal bones. **breast-b.,** the sternum. **cannon b.,** a bone in the limb of hoofed animals, extending from the fetlock to the knee or hock-joint **capitate b.,** the os magnum. **carpal b's,** the bones of the wrist, including the scaphoid, semilunar, pisiform, pyramidal, trapezium, trapezoid, os magnum, and unciform bones **cartilage-b.,** any bone which is developed from cartilage. **cavalry b.,** an occasional bony formation in the adductor magnus femoris or its tendon; riders' bone. **chevron b.,** the V-shaped hemal arches of the third, fourth, and fifth coccygeal vertebræ of a dog. **coffin-b.,** the third or distal phalanx of the foot of a horse **collar-b.,** the clavicle. **coronary b.,** the small pastern bone of the horse. **cranial b's,** the bones of the skull which inclose the brain, as distinguished from those of the face. **cribriform b.** Same as *ethmoid b.* **cuboid b.,** a bone on the outer side of the foot, in front of the calcaneum and beside the scaphoid. **cuneiform b. of the foot,** any one of the three bones in front of the scaphoid bone. **cuneiform b. of the wrist.** See *pyramidal b.* **dermal b.,** a bone developed by ossification of the skin. **ectethmoid b's,** the lateral masses of the ethmoid bone. **endochondral b.,** a bone which is developed within a cartilage. **epactal b.,** wormian bone. **epipteric b.,** a small wormian bone sometimes seen between the great wing of the sphenoid and the interparietal bone. **episternal b.,** suprasternal bone. **ethmoid b.,** the sieve-like bone which forms a roof for the nasal fossæ and part of the floor of the anterior fossa of the skull. **exoccipital b.,** the cotyloid process of the occipital bone. **frontal b.,** the bone forming the forepart of the cranium. **hamate b.,** the unciform bone.

haunch b., the hip-bone or os coxæ. **hyoid b.**, a horseshoe-shaped bone situated at the base of the tongue, just above the thyroid cartilage. It consists of a *body* from each side of which two processes (*greater* and *lesser cornua*) project backward. **incarial b.**, the interparietal bone. **incisive b.** Same as *intermaxillary b.* **innominate, b.** a bone which, with its fellow on the opposite side, forms the greater part of the pelvis; the hip-bone. It consists of the ilium, the ischium, and the os pubis. **intermaxillary b.**, one of several bones in the middle front part of the upper jaw, separate in fetal life, but fused in the adult (Goethe, 1786). Called also *incisive b.* **interparietal b.**, a bone, sometimes distinct, which occurs between the parietal, frontal, and superior occipital bones. **lacrimal b.**, a thin, scale-like bone at the anterior and upper part of the orbit, articulating with the frontal, the ethmoid, and the superior maxillary bones. **lenticular b.**, the os orbiculare. **lentiform b.**, the pisiform bone. **lingual b.** Same as *hyoid b.* **lunate b.** Same as *semilunar b.* **malar b.**, the cheek bone, a quadrangular bone on each side of the face, uniting the frontal and superior maxillary bones with the zygomatic process of the temporal. **marble b's.** See *Albers-Schoenberg marble b's.* **maxillary b.** See *maxilla.* **membrane-b's**, bones which are developed within membrane. **multiangular b., large**, the trapezium. **multiangular b., small**, the trapezoid bone. **nasal b's**, the two small bones forming the arch of the nose. **navicular b.** Same as *scaphoid b.* **occipital b.**, the bone that forms the last part of the cranium between the parietal and temporal bones. **orbicular b.** See *os orbiculare.* **palate b.**, the irregular bone forming the posterior portion of the hard palate and the lateral wall of the nose, between the internal pterygoid plate of the sphenoid and the superior maxilla. **parietal b's**, the two quadrilateral bones forming the lateral surfaces of the cranium. **pastern b.**, either of two bones of the horse's foot: *large pastern bone*, the first phalanx of a horse's foot; *small pastern bone*, the second phalanx of a horse's foot. **pedal b.**, the coffin-bone of a horse. **periosteal b.**, bone which is developed directly from and beneath the periosteum. **periotic b.**, the otocrane. **petrosal b.**, the petrous portion of the temporal bone before birth. **pisiform b.**, the small pea-shaped bone lying on the ulnar side of the pyramidal bone of the wrist. **pneumatic b.**, a bone containing many air-cells. **postular b.**, the pisiform bone. **pre-interparietal b.**, a wormian bone sometimes seen detached from the anterior part of the interparietal bone. **pterygoid b.**, the internal pterygoid plate of the sphenoid bone. **pyramidal b.**, a wedge-shaped bone at the outer side of the carpus, articulating with the semilunar, pisiform, and unciform bones. **riders' b.**, an ossification sometimes seen in the tendon of the adductor muscle of the thigh in those who ride on horseback. **Riolan's b's**, small bones resembling wormian bones, sometimes found in the suture between the occipital bone and the petrous portion of the temporal bone. **scaphoid b.** 1. The outer bone of the first row of carpal bones. 2. The bone on the inside of the tarsus, in front of the astragalus and behind the cuneiform bones. **semilunar b.**, a bone of the first row of the carpus, lying between the scaphoid and pyramidal bones. **sesamoid b.**, a small, flat bone developed in a tendon which moves over a bony surface. **sphenoid b.**, the irregular, wedge-shaped bone at the base of the skull. **splenial b's, splint b's**, the dermal or membrane bones of the embryonic head, lying close against the cartilage of the primordial skull. **squamo-occipital b.**, the largest of the four portions of the occipital bone of the fetus. Called also *exoccipital* and *basi-occipital.* **supra-interparietal b.**, a wormian bone sometimes occurring at the posterior part of the sagittal suture. **suprasternal b.**, an occasionally occurring ossicle in the ligaments of the sternoclavicular articulation. Called also *episternal b.* **sutural b's.** Same as *wormian b's.* **temporal b.**, the irregular bone at the side and base of the skull, containing the organs of hearing. **trapezoid b.**, the second carpal bone on the thumb side of the distal row. **triquetral b.** Same as *cuneiform bone of the wrist.* **turbinal b.** See *turbinal* (2). **tympanic b.**, the bone which supports the tympanic membrane and forms the greater part of the external auditory meatus. In man it is an elongated cylinder. **unciform b.**, the innermost bone of the carpus, triangular in shape, with a hook-shaped process on the anterior surface. **wormian b's**, small, irregular bones in the sutures between the bones of the skull.

bone-ache (bōn'ak). Osteocopic pain.

bone-ash (bōn'ash). The calcic phosphate and other dry material remaining after the calcination of a bone.

bone-cartilage (bōn-kar'til-ej). See *ossein.*

bone-cell (bōn'sel). Same as *osteoblast.*

bone-conduction (bōn-kon-duk'shun) The conveyance of sound-waves to the auditory apparatus by the medium of the bones of the head.

bone-corpuscle (bōn-kor'pus-l). Any connective-tissue cell lodged within the lamina of a bone.

bonelet (bōn'let). An ossicle or small bone.

bone-oil (bōn'oil). A tarry and oily liquid obtained from bone by dry distillation· a popular panacea.

boneplasty (bōn'plas-te). Plastic surgery on bone.

boneset (bōn'set). See *Eupatorium.*

bone-setter (bōn'set-er). An unauthorized person who professes skill in treating fractures and dislocations.

bone-wax. See under *wax.*

Bonfils's disease (bawn-fēs') [Emile Adolphe *Bonfils*, French physician of the nineteenth century]. Hodgkin's disease.

Bonhoeffer's symptom (bon-hef'er) [Karl *Bonhoeffer*, psychiatrist in Berlin, born 1868] See under *symptom.*

Bonnet's capsule (bon-ā'z') [Amadée *Bonnet*, French surgeon, 1802–1858] See *capsule*

Bonnier's syndrome (bon-e-ā'z') [Pierre *Bonnier*, French physician, born 1861]. See under *syndrome.*

Bonwill crown, triangle (bon'wil) [William Gibson Arlington *Bonwill*, American dentist, 1833–1899]. See under *crown* and *triangle.*

boohoo (boo'hoo). A form of gastritis with great depression, which frequently attacks visitors to the Pacific Islands.

Boöphilus (bo-of'il-us) [Gr. βοῦς ox + φιλεῖν to love]. A genus of cattle-ticks. **B. annula'tus, B. bo'vis.** Same as *Margaropus annulatus.* **B. decolora'tus**, a tick of South Africa which serves as the means of transmitting the anaplasma of galziekte.

boopia (bo-o'pe-ah) [Gr. βοῦς ox + ὤψ eye]. The languishing ox-like eyes of hysteric patients.

Boöponus (bo-op'o-nus) [Gr. βοῦς ox + πόνυς pain]. A fly of the Philippines where larvæ (foot maggots) cause lameness in cattle and goats

boot, Junod's (zhen-ōz'). An air-tight boot to which is fitted an air-pump. A partial vacuum causes a flow of blood to the parts inclosed in the boot, producing the effect of blood-letting by causing a fainting spell.

boracic acid (bo-ras'ik). See under *acid.*

boracil (bo-ra'sil). A combination of boric acid, oxybenzoic acid, acetanilid, and metadioxybenzol: used as an antiseptic dusting-powder.

borage (bor'ej). The plant, *Bora'go officina'lis:* aperient and diaphoretic; formerly considered

a very valuable remedy. Dose of the expressed juice, 2–4 oz. (60–120 c.c.); of fluidextract, 1 dr. (4 c.c.).

boral (bo'ral). Aluminum borotartrate: used as an astringent and antiseptic.

boralid (bo'ral-id). A commercial antiseptic dressing for wounds, containing boric acid and acetanilid.

borate (bo'rāt). Any salt of boric acid.

borated (bo'ra-ted). Combined with or containing borax.

borax (bo'raks), gen. *bora'cis* [L. from Arabic; Persian *būrah*]. Sodium pyroborate, $Na_2B_4O_7 + 10H_2O$; a transparent, crystalline substance of sweetish taste. It is soluble in water, glycerin, and alcohol. It is a refrigerant, antiseptic, soothing detergent and diuretic salt. It is used as an application in affections of the mouth and throat. Dose, 5–30 gr. (0.324–2 gm.). **b. carmin.** See *carmin* and *stains, table of.*

borborygmus (bor-bo-rig'mus), pl. *borboryg'mi* [L.]. The noise made by flatus in the bowels.

bordeaux (bōr-do'). Same as *amaranth.*

Bordet's phenomenon (bor-daz') [Jules *Bordet*, contemporary Belgian bacteriologist]. See *phenomenon.*

bordoresin (bor-do-res'in). A resin that forms 5 to 6 per cent. of European turpentine.

boric acid (bo'rik). See under *acid.*

boricin (bo'ris-in). A compound of borax and boric acid.

borine (bo'rin). A proprietary antiseptic preparation of boric acid with aromatic stearoptens, etc.

borism (bo'rizm). Poisoning by a boron compound.

borneëne (bor'ne-ēn). A hydrocarbon, $C_{10}H_{16}$, readily convertible into borneol.

borneol (bor'ne-ol). Camphyl alcohol, $C_{10}H_{17}OH$, identical with Borneo camphor, though artificially produced.

bornyval (bor'ne-val). Isovalerianate of borneol: used as a sedative and antispasmodic. Dose, 4 gr. (0.26 gm.).

boroborax (bo-ro-bo'raks). An antiseptic preparation containing boric acid and borax.

borocain (bo'ro-kān). A name for the borate of any one of the cocain substitutes (especially ethocain borate), used as a local anesthetic.

borochloretone (bo-ro-klo'ret-ōn). A combination of boric acid and chloretone: used as a dusting-powder.

borofluorin (bo-ro-flu'o-rin) A proprietary antiseptic and germicide preparation of boric acid, sodium fluorid, benzoic acid, and formaldehyd.

boroform (bo'ro-form). A bactericidal preparation of boroglycerid and formaldehyd.

boroformal, boroformalin (bo-ro-for'mal, bo-ro-for'mal-in). A compound of aluminum hydroxid with boric and formic acids, forming white, glossy scales. It is antiseptic and deodorant, and is used in gynecology and diseases of the nose and throat.

borogen (bo'ro-jen). Boric-acid ethyl-ester, $B(O.C_2H_5)_3$: inhaled in diseases of the air-passages.

boroglycerid (bo-ro-glis'er-id). Glyceryl borate: an antiseptic paste of boric acid and glycerin. In England it is called *glacialin.*

boroglycerin (bo-ro-glis'er-in). Same as *boroglycerid.*

boroglycerol (bo-ro-glis'er-ol). A solution of boroglycerid in glycerin.

borol (bo'rol). Sodium (or potassium) borosulphate, $BO\,SO_2.ONa$: a colorless, glassy solid, soluble in water, and used in a 20 per cent. solution as a disinfectant and antiseptic in a wide range of diseases. Dose of the solution, 10–50 min. (0.6–3 c.c.). See also *saccharin.*

boroleum (bo-ro'le-um). A proprietary ointment for intranasal use in nasal catarrh.

borolyptol (bo-ro-lip'tol). A proprietary remedy: used as an antiseptic and disinfectant in typhoid fever and diseases of the gastro-intestinal tract.

boron (bo'ron) [L. *bo'rium*]. A non-metallic element occurring in the form of crystals and as a powder. It is the base of borax and boric acid: symbol, B; specific gravity, 2.6, atomic weight, 10.9.

borophene (bo'ro-fēn). A proprietary astringent and antiseptic preparation.

borophenol (bo-ro-fe'nol). A disinfectant preparation of borax and phenol.

borosol (bo'ro-sol). A clear, colorless liquid, containing aluminum tartrate, boric acid, salicylic acid, glycerin, and free tartaric acid, a wash for perspiring feet.

borotartrol (bo-ro-tar'trol). An antiseptic containing sodium tartrate and boric acid.

borothymin (bo-ro-thi'min). A proprietary whooping-cough remedy, a compound of bromids and thyme.

borovertin (bo-ro-ver'tin). Hexamethyleneamine triborate $(CH_2)_6N_4\,3HBO_2$, a urinary disinfectant.

Borrelia (bo-rel'e-ah). A name proposed for the spirochetes of the blood (Swellengrebel, 1907). Cf. *Spironema* and *relapsing fever*, under *fever.*

borsal (bor'sal). A mixture of equal parts of boric acid and salicylic acid used as a dusting-powder for wounds.

borsalicylate, borsalyl (bor-sal'is-il-āt, bor-sal'-il). A powder containing 32 parts of sodium salicylate and 25 parts of boric acid and a little water: used as an analgesic, antiseptic, and deodorant, and given in gout, rheumatism, chorea, and pleurisy. Dose, 5–30 gr. (0.3–2 gm.).

borsten (bor'sten) [Fin. "bristles"] A cutaneous disease of newborn infants in Finland, due to irritation of the sebaceous glands, producing gooseflesh with fever.

Borthen's operation (bōr'tenz) [Johan *Borthen*, contemporary Norwegian oculist]. Iridotasis.

boryl (bo'ril) Ethylborosalicylate: used externally and internally as an antiseptic and for the treatment of rheumatism.

Bose's hooks (bo'sez) [Heinreich *Bose*, German surgeon, born 1840] See under *hook.*

boss (bos). A rounded eminence, as on the surface of a bone or of a tumor.

bosselated (bos'e la-ted) [Fr. *bosseler*] Marked or covered with small bosses.

bosselation (bos-e-la'shun). 1. A small eminence; one of a set of small bosses. 2. The condition or fact of being bosselated, the process of becoming bosselated.

Bossi's dilator (bos'ēz) [Luigi Maria *Bossi*, contemporary gynecologist in Genoa, 1859–1910]. See *dilator.*

Bostock's catarrh (bos'toks) [John *Bostock*, English physician, 1773–1846]. See under *catarrh.*

Boston's sign (bos'tonz) [L. Napoleon *Boston*, Philadelphia physician, born 1871]. See under *sign.*

Boswellia (boz-wel'e-ah). See *olibanum.*

bot (bot). The larva of various flies (bot flies), typically those of the genus *Œs'trus*: these larvæ are parasitic in the stomach of animals and sometimes in that of man. **ox-b.** See *ox-bot.*

botalism (bot'al-izm) [L. *botalis'mus*]. Sausage-poisoning.

Botallo's duct, foramen, etc. [Leonardo *Botallo*, an Italian physician of the sixteenth century]. See *duct, foramen,* etc.

botanic (bo-tan'ik). 1. Pertaining to or derived from plants of the vegetable kingdom. 2. Pertaining to botany.

botany (bot'an-e) [L. *botan'ica*, from Gr. *βοτάνη* herb]. The science of plants or of the vegetable kingdom.

Botelho's test (bo-tel'hōz) [Dr. *Botelho*, physician in Paris] See under *tests*

bothridium (both-rid'e-um). Same as *bothrium*.

Bothriocephalus (both"re-o-sef'a-lus) [Gr. *βοθρίον* pit + *κεφαλή* head]. A genus of tapeworms, also known as *Dibothriocephalus*. **B. corda'tus.** See *Dibothriocephalus cordatus*. **B. crista'tus,** a species, 3 mm in length, distinguished by two crest-like projections upon the head. **B. la'tus.** See *Dibothriocephalus latus* See *tapeworm*. **B. lingulo'ides,** a species found in man only in larval form in the loins and about the eyes. The head is marked by a papilla-like projection. **B. manso'ni,** a species found in the abdominal cavity of Chinese and Japanese

bothrium (both're um). A sucker in the form of a groove such as is seen on the head of *Dibothriocephalus latus*.

bothropic (both-rop'ik). A term applied to such poison obtained from snakes of the genus *Lachesis*.

botryoid (bot're-oid) [Gr *βότρυς* bunch of grapes + *εἶδος* form] Resembling a bunch of grapes.

Botryomyces (bot-re-o-mi'sēz) [Gr. *βότρυς* grape + *μύκης* fungus]. A genus of Schizomycetes *B. e'qui* is regarded as the cause of botryomycosis in horses.

botryomycoma (bot-re-o-mi-ko'mah). A small pedunculated tumor caused by botryomycosis.

botryomycosis (bot"re-o-mi-ko'sis). A disease of horses characterized by the formation of botryoid nodules in the lungs. It is supposed to be caused by the presence of *Botryom'yces e'qui* (*Micrococ'cus ascofor'mans*). The disease is communicable to man.

botryomycotic (bot"re-o-mi-kot'ik). Pertaining to or affected with botryomycosis.

botryotherapy (bot"re-o-ther'a-pe) [Gr. *βότρυς* cluster of grapes + *θεραπευτική* therapy]. The grape-cure.

botrytimycosis (bo-tri"te-mi-ko'sis). Infection with fungi of the genus Botrytis.

Botrytis (bo-tri'tis) A genus of fungi. **B. bassia'na,** causes the disease muscardine in silkworms. **B. tenel'la,** causes a disease of the larvæ of May-beetles

bots (bots). A diseased condition of horses and oxen attributed to the presence of the larvæ of bot-flies.

Böttcher's cells, etc (bet'sher) [Arthur *Böttcher*, German anatomist, 1831–1889] See *cell*, etc

Böttger's test (bet'gerz) [Wilhelm Carl *Böttger*, German chemist, died 1871]. See under *tests*.

Bottini's operation (bot-e'nē) [Enrico *Bottini*, Italian surgeon, 1837–1903]. See under *operation*.

bottle bacillus. See under *bacillus*.

bottle, Senoran's. A bottle used in withdrawing stomach contents after a test-meal.

bottom-disease (bot'um). A condition in horses caused by eating rattlebox, *Crotala'ria sagitta'lis*. It occurs in low, bottom-lands

botuliform (bot-u'lif-orm) [L *bot'ulus* sausage + *for'ma* shape]. Sausage shaped.

botulin (bot'u-lin) [L. *bot'ulus* sausage] Botulinus toxin; a toxin sometimes found in imperfectly preserved or canned meats and vegetables; it is produced by *Clostridium botulinum*

botulism (bot'u-lizm) [L *bot'ulus* sausage]. A type of food poisoning caused by a toxin which is produced by *Clostridium (Bacillus) botulinum* in improperly canned or preserved foods It is characterized by vomiting, abdominal pain, difficulty of vision, nervous symptoms of central origin, disturbances of secretion, motor disturbances, dryness of the mouth and pharynx, dyspepsia, a barking cough, mydriasis, ptosis, etc. The term was formerly used synonymously with allantiasis or sausage poisoning.

botulismotoxin (bot-u-liz-mo-tok'sin). Same as *botulin*.

bouba (boo'bah). A form of oriental sore (leishmaniasis) endemic in Brazil and Paraguay. See *leishmaniasis americana*.

Bouchard's coefficient, disease, nodes, sign (boo-sharz') [Charles Jacques *Bouchard*, French physician, 1837–1915]. See under *coefficient, disease, node*, and *sign*

Bouchardat's test (boo-shar-dahs') [Apollinaire *Bouchardat*, French chemist, 1806–1886]. See under *tests*

bouchon (boo-shaw') [Fr.]. The internal clot. See *clot*

Bouchut's respiration, tube (boo-shooz') [Jean Antoine Eugène *Bouchut*, French physician, 1818–1891]. See *respiration* and *tube*.

Boudin's law (boo-dahz') [Jean Christian Marie François Joseph *Boudin*, French physician, 1803–1867]. See under *law*.

boufrida (boo-fre'dah). An infectious pleuropneumonia of goats occurring in Algeria

Bougard's paste (boo garz') [Jean Joseph *Bougard*, French physician, 1815–1884]. See under *paste*.

bougie (boo-zhē') [Fr.]. 1 A slender cylinder for introduction into the urethra, or a large one for the rectum or some other orifice 1. A taper-shaped medicinal preparation for introduction into the urethra, rectum, or the like **b. à boule** (ah-bool') [Fr.], a bulbous bougie **acorn-tipped b.,** one of the forms of bulbous bougies. **armed b.** Same as *caustic b.* **bellied b.,** a fusiform bougie **bulbous b.,** one with a bulb-shaped tip. **caustic b.,** one which has a piece of silver nitrate or other caustic attached to its end a form of porte-caustic **conic b.,** a form with a cone-shaped tip **cylindric b.,** one with a round or circular section **dilatable b.,** one whose diameter can be increased by turning a screw, or which swells in its place like a surgeon's tent **dilating b.,** one which is designed to effect the dilatation of a stricture **ear-b.,** one for used in aural surgery **elastic b.,** one made of india rubber or other elastic material. **elbowed b.,** one shaped like a *sonde coudé* (q. v.). **exploring b.,** one designed to be used like a probe. **filiform b.,** one of very slender and almost hair-like caliber. **fusiform b.,** one with a belly or expansion in its shaft. **Gruber's b's,** bougies of medicated gelatin for insertion into the auditory meatus **medicated b.,** one which is charged with a medicinal substance **olive-tipped b.,** a form of bulbous bougie **rosary b.,** a beaded bougie for use in a strictured urethra **soluble b.,** one composed of a material that will melt or dissolve *in situ*. **wax-b.,** one made of linen, gauze, or silk dipped in melted wax and then rolled. **whip-b.,** one with a filiform point and a stem of gradually increasing caliber.

bougienage, bouginage (boo-zhe-nahzh'). Dilatation with a bougie.

Bouillaud's disease, tinkle (boo-e-yōz') [Jean Baptiste *Bouillaud*, French physician, 1796–1881]. See under *disease* and *tinkle*.

bouillon (boo-e-yaw') [Fr.]. A broth or soup prepared from the flesh of animals; used in food-preparations and as a bacteriologic culture-medium. See also *culture medium*. **ascitic b.,** a mixture of 1 part of ascitic, pleuritic, or hydrocele fluid with 2 parts of nutrient bouillon. **calcium carbonate b.,** nutritive bouillon containing 1 per cent. of dextrose and 1 per cent. of calcium carbonate. It is used for obtaining mass cultures of the pneumococcus or of the streptococcus. The calcium carbonate neutralizes acids formed during the growth of the bacteria. **carbolized b.,** nutrient bouillon containing from 0.1 to 0.5 per cent. of phenol. **dextrose b.,** nutrient bouillon containing 2 per cent. of dex-

trose. **Durham's inosite-free b.** See *inosite-free b.* **egg-albumen b.**, a bacteriologic culture-medium containing dried egg-albumen 4 gm., N/10 sodium hydroxid 40 c.c., water 200 c.c., and nutrient bouillon 600 c.c. **b. filtre,** 5 per cent. glycerin bouillon in which tubercle germs have grown. For use it is sterilized by filtration through porcelain, but it is not concentrated nor heated. **fish b.**, a nutritive bouillon in which fish water is used in place of meat extract. **Gasperini's wheat b.** See *wheat b* **glucose-formate b.**, nutrient bouillon containing 2 per cent. of glucose and 0.4 per cent. of sodium formate. **glycerin b.**, nutrient bouillon containing 6 per cent of glycerol. **glycerin-potato b.**, a cold water extract of grated potatoes containing 4 per cent. of glycerol **haricot b.**, an extract of haricot beans containing 1 per cent of salt and 2 per cent. of cane sugar Use 250 gm of beans to a liter of water. **hydrocele b.** See *ascitic b* **inosite-free b.**, nutrient bouillon in which *Bacillus coli* or some other sugar-fermenting organism has grown and thus removed all sugars. It is then clarified and sterilized. **iron b.**, nutrient bouillon containing 0.1 per cent. of ferric tartrate or ferric lactate. **Kitasato's glucose-formate b.** See *glucose-formate b.* **lactose-litmus b.**, nutrient bouillon containing 2 per cent. of lactose and sufficient litmus to color it a deep purple. **lead b.**, nutrient bouillon containing 0.1 per cent of lead acetate **litmus b.**, nutrient bouillon containing enough litmus solution to give it a dark lavender color. **malachite green b.**, nutrient bouillon to each liter of which is added 10 c.c. of 1 per cent solution of malachite green **malt extract b.**, a nutritive medium made by dissolving 100 gm of powdered malt extract in 1 liter of water, adjusting the reaction to plus 1.5 to phenolphthalein and heating in the autoclave for fifteen minutes Then filter through paper and sterilize. It is used as a substitute for beer-wort bouillon **Martin's b.**, a preparation of 5 parts of peptone from digested pig's stomach and 100 parts of cattle or rabbits' serum. **meat extract b.**, this is made the same as nutrient bouillon except that 3 gm. of commercial meat extract and 1000 c.c. of water are used in place of the liter of meat infusion. **meat infusion b.** See *nutrient b.* **nitrate b.**, nutrient bouillon containing 0.5 per cent of potassium nitrate **nutrient b.**, meat infusion (q.v. under *infusion*) to which has been added 1 per cent of peptone and ½ per cent of salt The reaction is usually set at a desired point and then the whole is sterilized **Parietti's b.**, nutrient bouillon containing small amounts of a mixture of 4 c.c. of hydrochloric acid and 100 c.c. of a 5 per cent solution of phenol **pleuritic b.** See *ascitic b* **Reddish's malt extract b.** See *malt extract b.* **serum b.**, a mixture of horse-serum and nutrient bouillon in various proportions. **sugar b.** See *dextrose b.* **sulphindigotate b.**, nutrient bouillon containing 2 per cent of glucose and 0.1 per cent. of sodium sulphindigotate. **Weyl's sulphindigotate b.** See *sulphindigotate b.* **wheat b.**, a nutritive medium made by dissolving wheat flour 150 gm., magnesium sulphate 0.5 gm., potassium nitrate 1.0 gm., and glucose 15 gm. in 1000 c.c. of water.

Bouilly's operation (boo-e-yāz') [Georges *Bouilly*, French surgeon, died 1848]. See under *operation.*

Bouin's fluid (bwahz') [Paul *Bouin*, contemporary French anatomist]. See under *fluid.*

boulimia (boo-lim'e-ah). Bulimia

bouquet (boo-ka') [Fr.]. 1. A cluster of vessels, nerves, or fibers. 2. The characteristic flavor and aroma of a wine. 3 The polarized stage of synapsis.

Bourdin's paste (boor-dahz') [Claude Étienne *Bourdin*, French physician, born 1815]. See under *paste.*

bourdonnement (boor-don-maw') [Fr.]. A humming or buzzing sound, whether subjective or auscultatory.

Bourget's test (boor-zhāz') [Louis *Bourget*, Swiss physician, 1856–1913]. See under *tests.*

boutonnière (boo-ton-yar'). An incision made into the urethra in order to extract an impacted calculus.

Bouveret's disease, sign (boo-ver-āz') [L. *Bouveret*, French physician]. See *disease* and *sign.*

Boveri's test (bo'va-rēz) [Piero *Bovert*, contemporary Italian neurologist]. See under *tests.*

bovine (bo'vīn) [L *bovi'nus*]. Pertaining to, or derived from, the ox, cow, or heifer.

bovinin (bo'vin-in). A preparation of ox-blood, egg-albumin, boric acid, and brandy used for anemia and nervous exhaustion. Dose, ½ oz (15 c.c.), used also hypodermically.

bovinoid (bo'vin-oid) [*bovine* + Gr. *εἶδος* form]. Resembling that of the ox, a term applied to a form of tubercle bacillus found in man and resembling true bovine tubercle bacilli.

bovista (bo-vis'tah) [L.]. The fungus, *Lycoperdon bovis'ta.* It is styptic and nervine. its use is mainly homeopathic.

bovovaccination (bo''vo-vak-sin-a'shun). Vaccination with bovovaccine.

bovovaccine (bo-vo-vak'sēn). An attenuated and ground human tubercle bacillus used by von Behring for protective inoculation against bovine tuberculosis.

bovril (bov'ril). A proprietary preparation of meat extract, glucose, and alcohol.

Bowditch's law (bow'ditsh) [Henry Pickering *Bowditch*, Boston physiologist, 1840–1911]. See under *law.* See also *treppe.*

bowel (bow'l) [Fr *boyau*]. The intestine.

Bowen's disease (bo'enz) [John T *Bowen*, American dermatologist, born 1857] See under *disease.*

bow-leg (bo'leg). An outward curve of one or both legs at or below the knee genu varum.

Bowman's capsule, membrane, theory, etc. (bo'manz) [Sir William *Bowman*, an English physician, 1816–1892]. See *capsule, membrane, theory,* etc.

box, fracture- (boks). A long box, without cover or ends, to support a broken limb.

Boyer's bursa, cyst (bwah-yāz') [Alexis, Baron, *de Boyer*, French surgeon, 1757–1833]. See under *bursa* and *cyst.*

Boyle's law (boilz) [Robert *Boyle*, British physicist, 1627–1691] See under *law.*

Bozeman's catheter, position, etc (bōz'manz) [Nathan *Bozeman*, American surgeon, 1825–1905]. See *catheter, position,* etc.

Bozzolo's sign (bot'so-lōz) [Camillo *Bozzolo*, Italian physician, born 1845]. See under *sign.*

B.-p. Abbreviation for *boiling-point.*

B. P., B. Ph. Abbreviations for *British Pharmacopeia.*

Br. The chemic symbol of *bromin.*

bracelets (brās'lets) Transverse markings across the palmar surface of the skin of the wrists.

brachia (bra'ke-ah) [L pl. of *bra'chium*]. The arms or any arm like processes See under *brachium.* **b. cerebel'li,** the peduncles of the cerebellum **b. cere'bri, b. of the optic lobes,** the upper bands that connect the testes and the nares with the thalamus opticus. **b. copulati'va,** the superior peduncles of the cerebellum. **b. pon'tis,** the middle peduncle of the cerebellum.

brachial (bra'ke-al) [L *brachia'lis*, from *bra'chium* arm]. Pertaining to the arm.

brachialgia (bra-ke-al'je-ah) [L. *bra'chium* arm + Gr. *ἄλγος* pain]. Pain in the arm or arms.

brachialis (bra-ke-a'lis). See *muscles, table of.*

brachinin (brak'in-in). A substance derived from the bombardier-beetle, *Brachi'nus crep'itans:* useful in rheumatism.

brachiocephalic (brak"e-o-se-fal'ik) [Gr. *βραχίων* arm + *κεφαλή* head]. Pertaining to the arm and head.

brachiocrural (brak"e-o-kru'ral). Pertaining to the arm and thigh.

brachiocubital (brak"e-o-ku'bit-al) [Gr. *βραχίων* arm + L. *cubi'tus* forearm]. Pertaining to the arm and forearm.

brachiocyllosis (brak"e-o-sil-o'sis) [Gr. *βραχίων* arm + *κύλλωσις* a bending]. Crookedness of the arm.

brachiofaciolingual (brak"e-o-fa"she-o-lin'gwal). Pertaining to or affecting the arm, the face, and the tongue.

brachioradialis (brak"e-o-ra-de-a'lis). The supinator longus muscle. See *muscles, table of.*

brachiotomy (bra-ke-ot'om-e) [Gr. *βραχίων* arm + *τομή* a cut]. The surgical or obstetric cutting or removal of an arm.

brachiplex (bra'kip-leks). The brachial plexus.

brachium (bra'ke-um), pl. *bra'chia* [L.; Gr. *βραχίων*]. 1. The arm, or, more strictly, the arm above the elbow. 2. Any arm-like process See under *brachia.* **b. cerebel'li.** Same as *b. conjunctivum.* **b. conjuncti'vum ante'rius.** Same as *b. quadrigem'inum ante'rius.* **b. conjuncti'vum cerebel'li** [B N A], the superior peduncle of the cerebellum, a fibrous band extending from each hemisphere of the cerebellum upward over the pons, the two joining to form the sides and part of the roof of the fourth ventricle **b. conjuncti'vum poste'rius.** Same as *b. quadrigeminum posterius* **b. infe'rius cerebel'li,** the inferior peduncle of the cerebellum. **b. op'ticum,** one of the processes extending from the corpora quadrigemina to the optic thalamus. **b. pon'tis** [B N A], the brachium of the pons; the middle peduncle of the cerebellum. Called also *medipeduncle* and *processus cerebelli ad pontem* **b. quadrigem'inum ante'rius** and **poste'rius,** two white tracts of the brain. the *anterior* connects the nates with the external geniculate body, the optic thalamus, and optic tracts, the *posterior* connects the testes with the internal geniculate body. **b. supe'rius cerebel'li,** the superior peduncle of the cerebellum.

brachybasia (brak-e-ba'se-ah) [Gr. *βραχύς* short + *βάσις* walking]. A slow, shuffling, short stepped gait, such as seen in double hemiplegia.

brachycardia (brak-e-kar'de-ah). Same as *bradycardia.*

brachycephalic, brachycephalous (brak"is-ef-al'ik, brak-is-ef'al-us) [Gr *βραχύς* short + *κεφαλή* head]. Having a short head, having a cephalic index of more than 80.

brachycephalism, brachycephaly (brak-is-ef'-al-izm, brak-is-ef'al-e). The fact or quality of being brachycephalic.

brachychronic (brak-e-kron'ik) [Gr. *βραχυχρόνιος* of short duration]. Acute: said of a disease (Rabagliati).

brachydactylia (brak"id-ak-til'e-ah) [Gr. *βραχύς* short + *δάκτυλος* digit]. Abnormal shortness of the fingers and toes.

brachyfacial (brak-if-a'shal). Having a short face.

brachygnathia (brak-ig-na'the-ah) [Gr. *βραχύς* short + *γνάθος* jaw]. Abnormal or very marked shortness of the under jaw.

brachygnathous (bra-kig'na-thus) [Gr. *βραχύς* short + *γνάθος* jaw]. Having an unusually short jaw.

brachymetropia (brak"im-et-ro'pe-ah) [Gr. *βραχύς* short + *μέτρον* measure + *ὄψις* sight]. Myopia, or near-sightedness.

brachymetropic (brak"im-et-rop'ik). Near-sighted, or myopic.

brachyphalangia (brak-if-al-an'je-ah) [Gr. *βραχύς* short + *phalanx*]. Abnormal shortness of one of the phalanges.

brachystaphyline (brak-e-staf'il-in) [Gr. *βραχύς* short + *σταφυλή* uvula]. Having a short palate, *i. e.,* an index more than 85.

bract (brakt). A small modified leaf in a flower cluster.

bradsot (brad'sot). Braxy or anthrax in sheep. See *braxy.*

bradyacusia (brad-e-ak-u'se-ah) [Gr. *βραδύς* slow + *ἀκούειν* to hear]. Dulness of hearing.

bradyarthria (brad-e-ar'thre-ah) [Gr. *βραδύς* slow + *ἄρθρον* articulation]. Bradylalia: abnormally slow utterance of words.

bradycardia (brad-ik-ar'de-ah) [Gr. *βραδύς* slow + *καρδία* heart]. Abnormal slowness of the heart-beat, as evidenced by slowing of the pulse rate to 60 or less. **cardiomuscular b.,** bradycardia caused by disease of the muscle of the heart. **central b.,** bradycardia dependent on disease of the central nervous system. **clinostatic b.,** a condition marked by bradycardia, lessened blood-pressure, and acrocyanosis when the patient lies down (Vincent). **essential b.,** bradycardia that cannot be accounted for by the symptoms nor explained by any postmortem observations, and for which there is at present no known remedy. **nodal b.,** bradycardia in which the venous tracings show no wave due to the contraction of the auricle and in which the stimulus of the heart's contraction arises in the auriculoventricular node. **postinfective b.,** bradycardia occurring after infectious disease.

Bradychylæ'na ellip'tica. See *bitter-blaar*

bradycinesia (brad"is-in-e'ze-ah). Bradykinesia.

bradycrotic (brad-ik-rot'ik) [Gr. *βραδύς* slow + *κρότος* pulsation]. Characterized by slowness of pulse.

bradycrotin (brad-ik'ro-tin). A proprietary antipyretic remedy.

bradydiastalsis (brad"e-di-as-tal'sis). Slow or delayed bowel movement.

bradydiastole, bradydiastolia (brad"e-di-as'to-le, brad"id-i-as-to'le-ah) [Gr *βραδύς* slow + *diastole*]. Abnormal prolongation of the diastole.

bradyecoia (brad"e-e-koi'ah) [Gr. *βραδυήκοος* hard of hearing]. Partial deafness.

bradyesthesia (brad"e-es-the'ze-ah) [Gr. *βραδύς* slow + *αἴσθησις* perception]. Slowness or dulness of perception.

bradyfibrin (brad-if-i'brin). See *pseudofibrin.*

bradyglossia (brad-ig-los'e-ah) [Gr. *βραδύγλωσσος* slow of speech]. Abnormal slowness of utterance.

bradykinesia (brad"e-kin-e'se-ah) [Gr. *βραδύς* slow + *κίνησις* movement]. Abnormal slowness of movement; sluggishness of physical and mental responses.

bradykinetic (brad-e-kin-et'ik) [Gr. *βραδύς* slow + *κίνησις* motion]. Characterized by or performed by slow movement; a term applied to a method of showing the details of motor action by motion pictures taken very rapidly and shown very slowly.

bradylalia (brad-il-a'le-ah) [Gr. *βραδύς* slow + *λαλεῖν* to talk]. Slow utterance, due to a central lesion.

bradylexia (brad-e-lek'se-ah) [Gr. *βραδύς* slow + *λέξις* word]. Abnormal slowness in reading, due neither to defect of intelligence or vision nor to ignorance of the alphabet.

bradylogia (brad-il-o'je-ah) [Gr. *βραδυλογία*]. Abnormal slowness of speech.

bradynosus (brad-in'o-sus) [Gr. *βραδύς* slow + *νόσος* disease]. A chronic disease.

bradypepsia (brad-ip-ep'se-ah) [Gr.]. Abnormally slow digestion.

bradypeptic (brad-ip-ep'tik). Affected with slow digestion.

bradyphagia (brad-e-fa'je-ah) [Gr. *βραδύς* slow + *φαγεῖν* to eat]. Abnormally slow habit of eating.

bradyphasia (brad-if-a'ze-ah) [Gr. *βραδύς* slow + *φάσις* speech]. Slow utterance due to a central lesion.

bradyphemia (brad-e-fe'me-ah) [Gr. *βραδύς* slow + *φήμη* speech]. Slowness of speech.

bradyphrasia (brad-if-ra'ze-ah) [Gr. *βραδύς* slow + *φράσις* utterance]. Slowness of speech due to mental disorder.

bradyphrenia (brad-if-re'ne-ah) [Gr. *βραδύς* slow + *φρήν* mind]. A condition marked by extreme fatigability of initiative, interest, and psychomotor activity resulting from epidemic encephalitis.

bradypnea, bradypnœa (brad-ip-ne'ah) [Gr. *βραδύς* slow + *πνοή* breath]. Abnormal slowness of breathing.

bradyrhythmia (brad-e-rith'me-ah) [Gr. *βραδύς* slow + *ῥυθμός* rhythm]. Slowness of the pulse rate; bradycardia.

bradyspermatism (brad-is-per'mat-izm) [Gr. *βραδύς* slow + *σπέρμα* semen]. Abnormally slow ejaculation of semen.

bradysphygmia (brad-is-fig'me-ah) [Gr. *βραδύς* slow + *σφυγμός* pulse]. Abnormal slowness of the pulse.

bradystalsis (brad-is-tal'sis) [Gr. *βραδύς* slow + *(peri)stalsis*] A slow forward movement of the bowel contents.

bradyteleocinesia (brad"e-tel"e-o-sin-e'se-ah) [Gr. *βραδύς* slow + *τέλεος* end + *κίνησις* movement] A defect of motor co-ordination in which a movement is suddenly arrested just before its intended completion, and then after a pause it is completed slowly and unsteadily.

bradyteleokinesis (brad"e-tel-e-o-kin'e-sis). Bradyteleocinesia.

bradytocia (brad-it-o'se-ah) [Gr. *βραδύς* slow + *τόκος* birth]. Lingering or slow parturition.

bradytrophic (brad-it-rof'ik) [Gr *βραδύς* slow + *τροφή* nutrition]. Having slow-acting nutritive processes.

bradyuria (brad-e-u're-ah) [Gr. *βραδύς* slow + *οὖρον* urine]. Abnormally slow passage of urine.

Brahmachari's test (brah-mah-kah'rez) [U. N. *Brahmachari*, Indian physician] See under *tests*.

braidism (brād'izm) [after James *Braid*, an English surgeon, 1795–1860]. Same as *hypnotism*.

Brailey's operation (brāl'ez) [William Arthur *Brailey*, English ophthalmologist, 1845–1915]. See under *operation*

brain (brān) [L. *enceph'alon*; Gr. *ἐγκέφαλος*]. The mass of nervous material within the cranium, including the cerebrum, cerebellum, pons, and oblongata. **abdominal b.**, the solar plexus. **after-b.**, the metencephalon. **b.-axis**, the cerebellum, oblongata, pons, crura, basal ganglia, and insula together. **end-b.** See *telencephalon*. **eye b.** See *ophthalmencephalon*. **b.-fag**, exhaustion due to overwork with the brain. **fore-b.** See *prosencephalon*. **hind-b.** See *epencephalon* **inter-b.** See *thalamencephalon*. **little b.**, the cerebellum. **b.-mantle**, all the portions of the cerebral cortex; called also *pallium*. **mid-b.**, the mesencephalon. **b.-murmur**, a systolic murmur, chiefly heard in the temporal region, and principally in cases of rickets. **new b.** See *neencephalon*. **old b.** See *paleencephalon*. **b.-pan**, the cranium. **railway-b.**, cerebral disturbance following an injury in a railway accident. **b.-sand**, the acervulus cerebri, or the gritty matter of which it is composed. **b.-stem**, the brain-axis; all of the brain except the cerebellum and the cerebral cortex. **b.-storm**, a succession of sudden and severe paroxysms of cerebral disturbance. **b.-sugar.** See *cerebrose*. **b.-tire.** See *b.-fag*. **'tween-b.**, the thalamencephalon or interbrain. **walnut b.**, cerebral sclerosis, marked by shrinking of the brain tissue and widening of the sulci, resulting in a condition resembling in appearance a peeled walnut. **wet b.**, the edematous condition of the brain due to alcoholism; alcoholic cerebral edema.

bran (bran). The meal derived from the epidermis or outer covering of a cereal grain.

branalcane (bran-al'kān). A proprietary preparation of resorcinol in boroglycerin. used in skin diseases.

branch (brantsh). A division or offshoot from the main stem of blood-vessels, nerves, or lymphatics. Cf. *ramus*.

branchia (brang'ke-ah) [Gr. *βράγχια* gills]. The gills of fishes and of others of the lower vertebrates. represented in the human fetus by the branchial clefts and arches.

branchial (brang'ke-al) [Gr. *βράγχια* gills]. Pertaining to or resembling the gills of a fish.

branchiogenous (brang-ke-oj'en-us) [Gr. *βράγχια* gills + *γεννᾶν* to produce]. Formed from a branchial cleft or arch.

branchioma (brang-ke-o'mah). A tumor connected with a branchial arch.

branchiomere (brang'ke-o-mēr). The segment in the early embryo from which the visceral arches are developed.

branchiomerism (brang-ke-om'er-izm) [Gr. *βράγχια* gills + *μέρος* part]. The metamerism or metameric division of the entoderm.

Brand bath (brant) [Ernst *Brand*, German physician, 1827–1897]. See under *bath*.

Brande's test (brands) [William Thomas *Brande*, English chemist, 1788–1866]. See under *tests*.

brandy (bran'de) [L. *spir'itus vi'ni gal'lici*]. An alcoholic spirit distilled from wine and from various fruits. It contains from 40 to 50 per cent. of alcohol. **apple-b., cider-b.**, a spirit distilled from cider. **peach-b.**, a brandy distilled from ripe peaches. **potato-b.**, brandy distilled from potatoes.

Braquehaye's operation (brak-a-ēz') [Jules Pic Louis *Braquehaye*, French gynecologist, born 1865]. See under *operation*.

Brasdor's operation (brah-dōrz') [Pierre *Brasdor*, French surgeon, 1721–1798]. See under *operation*.

brash (brash). A burning sensation of the stomach; pyrosis **water-b.**, pyrosis. **weaning b.**, diarrhea in a nursling when put on food other than its mother's milk.

brasilin. Brazilin.

brassard (bras-ar') [Fr.]. Red cross insignia worn on the left arm of all persons belonging to the sanitary service of the army.

Brassica (bras'ik-ah) [L.]. A genus of cruciferous plants to which the cabbage, turnip, and mustard belong. *B. al'ba* is white mustard; *B. ni'gra*, black mustard.

brassicon (bras'ik-on). A preparation of peppermint oil, 2 c.c.; camphor, 6 gm.; ether, 4 c.c.; alcohol, 12 c.c.; mustard oil, 6 drops.

Brauch-Romberg sign (browk'-rom'berg) [*Brauch*, contemporary German neurologist; see *Romberg*]. See *Romberg's sign*, under *sign*.

Brauer's method (brow'erz) [Ludolf *Brauer*, contemporary German physician]. See under *method*.

Braun's canal (brawnz) [Carl von *Braun*, Viennese obstetrician, 1822–1891]. See under *canal*.

Braun's hook (brawnz) [Gustav von *Braun*, Austrian gynecologist, 1829–1911]. See under *hook*.

Braun's test (brawnz) [Christopher Heinrich *Braun*, German physician, born 1847]. See under *tests*.

Braun-Fernwald's sign (brawn-fārn'valts) [Carl *Braun* von Fernwald, Viennese obstetrician, 1823–1891]. See under *sign*.

Braune's canal (brawn'ez) [Christian Wilhelm *Braune*, German anatomist, 1831–1892]. See *canal*.

Brauneria (brawn-e're-ah). See *Echinacea*.

Brau'nia jassyen'sis. A parasite, probably a larval tape-worm, found only once in man.

Braxton Hicks. See *Hicks*.

braxy (braks'e). The symptomatic anthrax of sheep caused by *Clostridium septique*.

Brayera (brah-ye'rah). A genus of rosaceous trees. The female flowers of *B. anthelmin'tica* (*Hagenia abyssinica*), called cusso, kusso, or kousso, are anthelmintic, and are used to expel tapeworm. Dose in substance, 2–8 dr. (8–32 gm); of fluid-extract, 2–8 dr. (8–32 c c), of infusion, 4–8 fl oz. (118–236 c.c.).

brayerin (bra'er-in). A bitter anthelmintic resin, $C_{31}H_{38}O_{10}$, from brayera. Dose, 20–40 gr. (1.3–2 6 gm.).

Brazilian trypanosomiasis. See under *trypanosomiasis*.

brazilin (bra-zil'in). A yellow crystalline substance obtained from the bark of *Biancea sappan* and other red wood trees. It is very similar to hematoxylin and oxidizes to a bright red dye, brazilein.

bread (bred) [L. *pa'nis*]. A food-material made by mixing the flour of some grain with water and baking. **almond b.**, a bread for diabetics, made of almond flour. **brown b.**, bread made of maize, wheat, and rye together. **casoid b.**, bread prepared from casein used in diabetes. **b.-crumb** [L. *mi'ca pan'is*], bread used in pharmacy, mainly as a vehicle in making pills. **diabetic b.**, bread made of flour which contains a minimum of carbohydrate; such as almond bread, casoid bread. **geril b.**, a bread containing 7½ per cent. of protein and 9½ per cent. of reducing sugar· used in constipation and diabetes. **Graham b.**, bread made from the meal or unbolted flour of wheat. **b.-paste**, a watery culture-medium prepared from bread, and used in bacteriologic work. **protein b.** Same as *casoid b.*

breadth-feeling (bredth'-fēl-ing). That element in vision by which breadth or lateral extension is perceived.

break (brāk). The interruption of an electric current as distinguished from the *make* (q v). **b.-shock**, the shock produced by breaking the electric current as it is passing through the body.

breakbone fever. Dengue.

breakdown (brāk'doun). A condition due to rupture of the suspensory ligament in a horse, causing the toe to point upward.

breast (brest). 1. The anterior aspect of the chest or thorax. 2 The mamma or mammary gland. **broken b.**, **gathered b.**, mammary abscess. **caked b.** See *stagnation mastitis* under *mastitis*. **chicken-b.**, **pigeon-b.**, a condition of the chest in which the sternum is prominent: due to obstruction to infantile respiration or to rickets. **Cooper's irritable b.**, neuralgia of the breast. **funnel-b.**, deformity of the chest, consisting of a marked sinking-in of the sternum, especially of its lower portion. **hysteric b.**, painful swelling of the breast due to hysteria. **b.-pang**, angina pectoris. **pidgeon b.**, chicken breast. **proemial b.**, the condition of the female breast which is a prelude to pathologic changes. **b.-pump**, an apparatus for drawing milk from the mammary gland. **shoemakers' b.**, sinking in of the sternum in shoemakers, produced by the pressure of tools against the lower part of the sternum and the xiphoid cartilage. **b.-tea.** See *species pectorales*.

breastings (brest'ingz). Colostrum.

breath (breth) [L. *spir'itus hal'itus*]. The air taken in and expelled by the expansion and contraction of the thorax.

breathing (brē'thing). See *respiration*. **abdominal b.**, **bronchovesicular b.** See under *respiration*. **Biot's b.**, irregular breathing in which the individual respirations vary in volume and the intervals between them vary in length. See *meningitic respiration*, under *respiration*. **cerebral b.** See *cerebral respiration*, under *respiration*. **cog-wheel b.**, **interrupted b.**, **wavy b.**, breathing interrupted by nervous weakness or by muscular contraction. **jerky b.**, that in which the inspiration is interrupted two or three times· also called *wavy breathing*. **luxus b.**, the excess in breathing above the needs of the system. **mouth-b.**, habitual respiration through the mouth. **puerile b.**, the breathing normally heard in children, and sometimes in others, and characterized by an exaggerated respiratory murmur. **suppressed b.**, breathing without any appreciable sound, as in extensive consolidation of the lung and in some cases of pleuritic effusion. **thoracic b.**, respiration in which the thoracic walls are actively moved. **transitional b.** Same as *bronchovesicular respiration*.

Breda's disease (bra'dahz) [Achille *Breda*, contemporary Italian dermatologist]. Yaws.

bredouillement (bra-dwe-maw'). A speech-defect in which only part of the word is pronounced, due to extreme rapidity of utterance.

breech (brēch). The nates or buttocks.

breeze, electric (brēz). See *static b.* **head-b.**, electricity applied to the head by a plate with pencils for subdividing the current. **static b.**, the brush of fan-shaped spark passing between the patient and the applicator in using static electricity with a pointed electrode.

bregenin (breg'en-in) [A. S *breg'en* brain]. An ammo-lipin, $C_{40}H_{81}NO_9$, obtained from brain substance.

bregma (breg'mah) [L ; Gr *βρέγμα*]. The point on the surface of the skull at the junction of the coronal and sagittal sutures.

bregmatic (breg-mat'ik). Pertaining to the bregma.

brein (bre'in). A glucosid derived from *Bryo'nia al'ba:* said to be a stimulant to the arterioles.

Breisky's disease (bri'skē) [August *Breisky*, German gynecologist, 1832–1889]. Kraurosis vulvæ.

Bremer's test (brem'erz) [John Lewis *Bremer*, physician in Boston, born 1874]. See under *tests*.

Brenner's formula or **test** (bren'erz) [Rudolf *Brenner*, German physician, 1821–1884]. See under *formula*.

brenz- is a pure German prefix meaning burnt. For words beginning thus, see *pyro*.

brenzcain (brents ka'in) See *pyrocain*.

brenzcatechin (brents-kat'ek-in). Same as *pyrocatechin*.

brenzcatechinuria (brents-kat''ek-in-u're-ah). See *pyrocatechinuria*.

brephic (bref'ik) [Gr. *βρέφος* embryo]. Pertaining to an early stage of development.

Breschet's canals, veins, etc. (bresh-āz') [Gilbert *Breschet*, French anatomist, 1784–1845]. See under *canal, vein*, etc.

Bretonneau's angina or **disease** (bret-on-ōz') [Pierre *Bretonneau*, French physician, 1778–1862]. Diphtheria of the pharynx.

Breus's mole (broys) [Carl *Breus*, Austrian obstetrician, 1850–1914]. See under *mole*.

breviductor (bre-vid-uk'tor) [L. *bre'vis* short + *duc'tor* leader]. The adductor brevis muscle.

breviflexor (bre-vif-leks'or) [L. *bre'vis* short + *flex'or* bender]. Any short flexor muscle.

breviradiate (bre-vir-a'de-āt). Having short prolongations: a term applied to one type of neuroglia cells.

brevis'sinus oc'uli. The obliquus inferior muscle.

brevium (bre've-um). Same as *uranium* x_2.

Brewer's operation, point (bru'erz) [George Emerson *Brewer*, New York surgeon, born 1861]. See *operation* and *point*.

brick-dust deposit. See under *deposit.*

bricklayers' itch. Eczema in bricklayers due to irritation from mortar.

brickmakers' anemia. Ankylostomiasis.

brick-pox (brik'poks). A form of swine-erysipelas (Ger. *Balksteinblattern*) due to a special organism.

bridge (brij). 1 A device for replacing one or more missing teeth, supported by being fastened to adjoining natural teeth. 2 See *pons.* **cantilever b.,** a dental bridge which is attached at one end to a natural tooth or root, the other end resting unattached in a depression in a tooth. **cell-b's,** intercellular bridges. **cytoplasmic b.,** a band of protoplasm joining two adjacent blastomeres. **extension b.,** a bridge having a pontic attached at one end beyond the point of anchorage of the bridge. **fixed b.,** a dental bridge which is permanently fixed to its abutements. **Gaskell's b.** See *bundle of His.* **intercellular b's,** processes of cell substance connecting adjoining cells, plasmodesma. **b. of the nose,** the upper portion of the external nose formed by the nasal bones **removable b.,** a dental bridge which may be removed and replaced by the wearer. **b. of Varolius,** pons varolii. **Wheatstone's b.,** an instrument for measuring electric resistance.

bridge-work (brij-werk). A partial denture retained by attachments other than clasps (A. D. A.). **fixed b.,** partial dentures retained with crowns or inlays cemented to the natural teeth, which are used as abutments (A. D. A). **removable b.,** partial dentures retained by attachments which permit the removal of the denture. Usually the attachment is in two parts, one part being cemented to the natural tooth or its root and the other being a permanent part of the denture (A. D. A.)

bridges (brij'ez). Protoplasmic structures which unite adjacent cell-elements, alike in plants and animals.

bridle (bri'dl). Any frenum; also a loop or filament which crosses the lumen of a passage on the surface of an ulcer.

bridou (bre-doo'). Same as *perleche.*

Brieger's bacillus, test (bre'gerz) [Ludwig *Brieger,* physician in Berlin, 1849–1919] See under *bacillus* and *tests.*

brier, bamboo- (bri'er). The root of *Smi'lax rotundifo'lia,* of the United States alterative used like sarsaparilla Dose of fluidextract, 30–120 min. (2–8 c c).

Bright's disease (brīts) [Richard *Bright,* English physician, 1789–1858]. See *nephritis* and *disease.*

brightic (brī'tik). 1 Affected with Bright's disease. 2. A patient ill of Bright's disease.

brightism (brīt'izm) Chronic nephritis.

Brill's disease (brilz) [Nathan E. *Brill,* New York physician, 1860 1925] See under *disease.*

brilliant green. See under *green.*

brim (brim). The edge of the superior strait of the pelvis.

brimstone (brim'stōn). See *sulphur.*

Brinton's disease (brin'tonz) [William *Brinton,* English physician, 1823–1867]. See under *disease,*

Briquet's ataxia, syndrome (bre-kāz') [Paul *Briquet,* French physician, 1796–1881]. See *ataxia* and *syndrome*

brisement (brēz-maw') [Fr. "crushing"]. The breaking up of anything, as of an ankylosis. **b forcé,** the breaking up of a bony ankylosis by force.

brise-pierre (brēs-pe-ār') [Fr. "stone-breaker"]. A form of lithotrite.

Brissaud's disease, infantilism, reflex (bre-sōz') [Edouard *Brissaud,* French physician, 1852–1909]. See *disease, infantilism,* and *reflex.*

bristle-cell (bris'l-sel). See under *cell.*

British thermal unit. See under *unit.*

broach (brōtch). A fine barbed instrument used by dentists for dressing a tooth-canal or for extracting the pulp.

Broadbent's apoplexy, sign (broad'bentz) [Sir William *Broadbent,* English physician, 1835–1907]. See *apoplexy* and *sign.*

Broca's area, fissure, formula, etc. (bro'kahz) [Paul *Broca,* a French surgeon, 1824–1880]. See *area, fissure, formula,* etc.

Brocq's disease (broks) [Anne Jean Louis *Brocq,* French dermatologist, born 1856]. See *disease.*

Broders's index (bro'derz) [Albert C *Broders,* American pathologist, born 1885]. See under *index.*

Brodie's (bro'dēz) **abscess, disease, knee,** etc. [Sir Benjamin Collins *Brodie,* English surgeon, 1783–1862]. See *abscess, disease, knee,* etc.

Brodie's ligament (bro'dēz) [J. Gordon *Brodie,* Scotch anatomist, 1786–1818]. See *ligament.*

Broesike's fossa (bre'ze-kez) [Gustav *Broesike,* German anatomist, born 1853]. See *fossa.*

broken-wind (bro'ken-wind). Paroxysmal dyspnea in the horse.

brom-. See also *bromo.*

bromacetone (brōm-as'e-tōn). Lacrimatory and lethal war gas, acetylbrommethane, $Br CH_2 CO.CH_3$.

bromal (bro'mal). Tribromacetaldehyd, CBr_3CHO, a colorless, oily, poisonous liquid produced by the action of bromin on alcohol. It is used as a hypnotic and anodyne, and externally as an irritant. Dose, 1–5 min. (0.066–0.333 c c.) in a capsule. **b. hydrate,** a crystalline substance, $CBr_3 CHO H_2O$. It is an irritant hypnotic, more powerful than chloral hydrate, for which it is used in chorea and epilepsy. Dose, 1–5 gr. (0.066–0.333 gm.).

bromalbacid (brom-al'bas-id). A bromin and albumin compound for nervous excitability. Dose, 15–30 gr. (1–2 gm.).

bromalbin (brōm-al'bin). A compound of albumin and bromin containing about 18 per cent. of bromin.

bromalbumin, bromo-albumin, bromosin (bro-mal-bu'min, bro''mo-al-bu'mın, bro'mo-sin). A preparation of bromin (10 per cent.) and albumin used in epilepsy.

bromalin (bro'mal-in). A colorless or white, crystalline compound, $(CH_2)_6N_4 C_2H_5Br$, or brom. ethylformin, recommended for use in epilepsy. Dose, 20–60 gr. (1.333–4 gm).

bromaloin (bro'mal-o-in). A crystalline derivative from bromin and barbaloin.

bromamid (bro'mam-id). A colorless, crystalline antipyretic and analgesic compound, tribromanilinhydrobromid, $C_6H_2Br_3 NH_2 HBr$. Dose, 10–15 gr. (0.666–1 gm.).

bromate (bro'māt). Any salt of bromic acid.

bromated (bro'ma-ted). Combined with or containing bromin.

bromatherapy (bro-mah-ther'ap-e). Bromatotherapy.

bromatol (bro'mat-ol). A proprietary whooping-cough remedy, consisting of bromoform emulsified in 35–40 per cent. cod-liver oil.

bromatology (bro-mat-ol'o-je) [Gr. *βρῶμα* food + λόγος treatise] The science of foods and dietetics.

bromatotherapy (bro''mat-o-ther'ap-e) [Gr. *βρῶμα* food + *θεραπεία* treatment]. The use of food in treating disease.

bromatotoxin (bro-mat-o-toks'in) [Gr. *βρῶμα* food + *toxin*] The poison formed in food by fermentation, etc.

bromatoxism, bromatotoxismus (bro-matoks'izm, bro-ma-to-toks-iz'mus) [Gr. *βρῶμα* food + *τοξικόν* poison]. Poisoning by food.

bromcresol green (brōm-kre'sol). See under *green.*

b. purple, an indicator, dibromorthocresolsulphonephthalein, used in the determination of hydrogen-ion concentration. It has a P_H range of 5.2 to 6.8, being yellow at 5.2 and purple at 6.8.

bromdiethylacetylcarbamid (brōm-di-eth"il-as"et-il-kar'bam-id). See *carbromal.*

bromdiethylacetylurea (brōm-di-eth"il-as"et-il-u-re'ah). See *carbromal*

bromeigon (brōm-i'gon). An eigon of bromin and an albuminous substance.

bromeikon (brōm-i'kon). A proprietary tetrabromphthalein sodium.

bromelin (bro-mel'in) [L. *brome'lia* pineapple]. A ferment like trypsin, from pineapple-juice.

bromethyl (bro-meth'il). See *ethyl bromid.*

bromethylene (brōm-eth'il-ēn). Same as *ethylene bromid.*

bromethylformin (brōm"eth-il-for'min). See *bromalin.*

brometone (brom'et-ōn). A white, crystalline compound of bromoform and acetone, homologous with chloretone, tribromtertiary butyl alcohol, $CBr_3\,C(OH)(CH_3)_2$, soluble in alcohol, ether, and sparingly in water. It is sedative and is used in headache, chronic cough, and epilepsy. Dose, 5 gr. (0.333 gm.).

bromglidin (brōm-gli'din). A proprietary organic bromin compound. used as a sedative.

bromhemol, bromohemol (brom-he'mol, bro-mo-he'mol). Hemol combined with 2.7 per cent. of bromin. Dose, 15–30 gr. (1–2 gm.).

bromic (bro'mik). Like bromin, containing bromin.

bromid (bro'mid). Any binary compound of bromin· many of them are useful in epilepsy, being cardiac and cerebral depressants.

bromidia (bro-mid'e-ah) A proprietary hypnotic and anodyne preparation.

bromidin (bro'mid-in). A hypnotic preparation of chloral hydrate, extract of cannabis, and extract of hyoscyamus.

bromidrosiphobia (brom"id-ro-ze-fo'be-ah) [Gr. *βρῶμος* stench + *ἱδρώς* sweat + *φόβος* fear] Morbid dread of bodily odors, with delusions as to their perception.

bromidrosis (brom-id-ro'sis) [Gr. *βρῶμος* stench + *ἱδρώς* sweat]. Fetid perspiration

bromil (bro'mil) An organic bromid preparation, used like potassium bromid.

bromin (bro'min) [L. *bro'mium, bro'minium, bro'mum;* Gr. *βρῶμος* stench]. A reddish-brown liquid element, symbol Br, giving off suffocating vapors. Its atomic weight is 79.92, its specific gravity, 2.99. Its compounds are mostly sedative. A saturated aqueous solution of bromin is used as a disinfectant and in skin diseases.

brominism, bromism (bro'min-izm, bro'mizm). A condition of poisoning produced by the excessive use of bromin or a bromin compound. The symptoms produced are an eruption of acne upon the face and body, headache, coldness of the extremities, fetor of breath, sleepiness, and loss of strength and sexual power.

brominol (bro'min-ol). Same as *bromipin.*

bromipin (bro'mi-pin). A yellow, oily liquid, being a bromin addition-product of sesame oil. and containing about 10 per cent. of bromin. It is a sedative and nervine. Dose, a teaspoonful to a tablespoonful.

bromization (bro-mi-za'shun). Impregnation with bromids or bromin; the administration of large doses of bromids.

bromized (bro'mīzd). Under the influence of bromids.

bromoaceton (bro-mo-as'et-on). $CH_2Br.CO.CH_3$, a lacrimating war gas.

bromoacetophenon (bro-mo-as-et-o"fe'non). $C_6H_5\,CO.CH_2Br$, a lacrimating war gas.

bromo-albumin (bro"mo-al-bu'min). See *bromalbumin.*

bromobenzylcyanid (bro"mo-ben-zil-si'an-id). $C_6H_5.CHBr.CN$, one of the best lacrimating war gases.

bromocaffein (bro-mo-kaf'e-in). A proprietary bromin and caffein compound: used for sick headache.

bromocarpine (bro·mo-kar'pin). A proprietary remedy for epilepsy and other nervous disorders, containing, it is said, potassium bromid and pilocarpin.

bromochinal (bro-mo-ke'nal). Yellow crystals of quinin dibromsalicylate. It is a feeble antipyretic and soporific

bromochloralum (bro"mo-klo-ral'um). A proprietary compound containing bromin and chloralum· disinfectant and antiseptic.

bromocoll (bro'mo-kol). A yellowish, tasteless powder, a combination of gelatin and tannin with bromin. used like potassium bromid, also in an ointment for pruritus. Dose, 3–15 gr. (0.198–1 gm.).

bromoderma (bro-mo-der'mah) [*bromin* + Gr. *δέρμα* skin]. A skin eruption due to the use of bromin or bromids.

bromoform (bro'mo-form). A colorless liquid, tribrom methane, $CHBr_3$, an anesthetic and antispasmodic substance. It is used as an anesthetic in whooping-cough and as a sedative in sea-sickness. Dose, 3–15 min. (0.194–1 c.c.). **acetone b.,** brometone.

bromoformin (bro-mo-for'min). Same as *bromalin.*

bromoformism (bro-mo-for'mizm). Poisoning with bromoform.

bromogallol (bro-mo-gal'ol). See *gallobromol.*

bromoglidin (bro-mo-gli'din) A compound of bromin and glidin: used like the bromids.

bromohemol. See *bromhemol*

bromohyperhidrosis (bro"mo-hi-per-hid-ro'sis) [Gr *βρῶμος* stench + *ὑπέρ* over, excessive + *ἵδρωσις* perspiration]. Excessive and badly smelling perspiration.

bromoiodism (bro-mo-i'o-dizm). Poisoning with bromin and iodin or their compounds

bromoketone (bro-mo-ke'tōn). See *bromomethylethyl ketone*

bromol (bro'mol). Tribromphenol, $C_6H_2Br_3OH$, a crystalline antiseptic, nearly insoluble in water, but readily soluble in alcohol, chloroform, ether, etc. It is a disinfectant and caustic. Its 3 per cent. solution in olive oil is used in diphtheria, whooping-cough, etc. Dose, $\frac{1}{10}$–$\frac{1}{3}$ gr. (0.006–0.022 gm.).

bromolecithin (bro-mo-les'ith-in). A brominated lecithin.

bromolein (bro-mo'le-in). A brominated almond oil.

bromolithia (bro-mo-lith'e-ah). A proprietary remedy for gout and rheumatism.

bromomangan (bro-mo-man'gan). A proprietary tonic preparation for anemia, epilepsy, hysteria, and neurasthenia.

bromomania (bro-mo-ma'ne-ah) [*bromin* + *mania*]. Mental disorder induced by the injudicious use of the bromin compounds.

bromomenorrhea (bro"mo-men-or-e'ah) [Gr. *βρῶμος* stench + *μῆνες* menses + *ῥοία* flow]. The discharge of menses characterized by an offensive odor.

bromomethylethyl ketone. $CH_2Br.CO.C_2H_5$. A lacrimating war gas.

bromophenol (bro-mo-fe'nol). 1. Same as *bromol.* 2. A violet-colored, strong-smelling liquid, C_6H_4BrOH, employed in ointments for erysipelas.

bromophenylacetonitril. See *bromobenzylcyanid.*

bromophenylmethyl ketone. See *bromo-acetophenone.*

bromophor (bro'mo-fōr). A preparation of dibromoricinoleic acid, used externally in skin diseases.

bromopnea, bromopnœa (brōm-op-ne'ah) [Gr. *βρῶμος* stench + *πνοή* breath]. Fetid breath.

bromopyrin (bro-mo-pi'rin). 1. An antipyretic remedy, antipyrin monobromid, $C_{11}H_{11}BrN_2O$, in white needles: used like antipyrin. 2. A proprietary compound of antipyrin, caffein, and sodium bromid.

bromoseltzer (bro-mo-selt'zer). A proprietary remedy for headache, etc.

bromoserum (bro'mo-se-rum). A solution in 1000 parts of water of 6 parts sodium bromid and 1.5 parts sodium chlorid used by injection as a bromid substitute.

bromosin (bro'mo-sin). Same as *bromalbacid.*

bromosoda (bro-mo-so'dah). A proprietary anodyne and antidyspeptic remedy.

bromothymin (bro-mo-thi'min). A proprietary whooping-cough remedy, composed of bromoform and compound syrup of thyme.

bromotolunitril (bro-mo-tol-u-ni'tril). See *bromobenzylcyanid.*

bromphenol blue (brōm-fe'nol). See under *blue.* **b. red.** See under *red.*

bromphenols (brom-fe'nolz). A series of brominized phenols, sometimes found in the precipitates of tested urine.

bromphenyl-acetyl-cystein (brōm-fen''il-as''et-il-sis-te'in). See *phenylmercapturic acid,* under *acid.*

bromsulphthalein (brōm-sulf-thal'e-in). A dye, disodium phenoltetrabromphthalein sulphonate, used in testing liver function, the amount remaining in the blood-stream after intravenous injection being considered a measure of hepatic dysfunction.

bromthymol blue (brōm-thi'mol). See under *blue.*

bromum (bro'mum) [L.]. The U. S. P. name for bromin

bromural (brom-u'ral). Monobromisovalerianylurea, $(CH_3)_2CH.CH(Br)\,CO\,NH.CO\,NH_2$, used as a nerve sedative and mild hypnotic. Dose, 5-10 gr (0.33-0.65 gm.).

bromurated (brōm'u-ra-ted). Containing bromin or bromin salts

bromuret (brōm'u-ret) A bromid.

bronchadenitis (brong''kad-en-i'tis) [Gr. *βρόγχια* bronchia + *ἀδήν* gland + *-ιτις* inflammation]. Inflammation of the bronchial glands.

bronchi (brong'ki) [L.]. Plural of *bronchus.*

bronchia (brong'ke-ah) [L.; Gr *βρόγχια*]. Bronchial tubes smaller than the bronchi and larger than the bronchioles.

bronchial (brong'ke-al) [L. *bronchia'lis*]. Pertaining to the bronchi or bronchia.

bronchiarctia (brong-ke-ark'she-ah) [L. *bron'chus* air-passage + *arcta're* to bind]. Stenosis of a bronchial tube.

bronchiectasis (brong-ke-ek'tas-is) [Gr. *βρόγχος* bronchus + *ἔκτασις* dilatation]. Dilatation of the bronchi or of a bronchus. It may affect the tube uniformly (*cylindric b.*), or may occur in irregular pockets (*sacculated b*). It is marked by fetid breath and paroxysmal coughing, with the expectoration of mucopurulent matter. **capillary b.,** dilatation of the bronchioles.

bronchiectatic (brong-ke-ek-tat'ik). Affected with or marked by bronchiectasis.

bronchiloquy (brong-kil'o-kwe) [L. *bron'chus* bronchus + *lo'qui* to speak]. A high-pitched pectoriloquy due to a consolidated lung.

bronchiocele (brong'ke-o-sēl) [*bronchiole* + Gr. *κήλη* tumor]. A dilatation or swelling of a bronchiole.

bronchiocrisis (brong''ke-o-kri'sis). Bronchial crisis. See under *crisis.*

bronchiogenic (brong-ke-o-jen'ik). Bronchial in origin.

bronchiole (brong'ke-ōl) [L. *bronchi'olus*]. A minute bronchial tube, one of the finer subdivisions of the bronchia.

bronchiolectasis (brong''ke-o-lek'tas-is) [*bronchiole* + Gr. *ἔκτασις* dilatation]. Dilatation of the bronchioles.

bronchiolitis (brong''ke-o-li'tis). Capillary bronchitis. **acute obliterating b.,** cirrhosis of the lung due to induration of the walls of the bronchioles. **b. exudati'va** (Curschmann), inflammation of the bronchioles, with exudation of Curschmann's spirals and grayish, tenacious sputum, often merging into asthma. **vesicular b.,** bronchopneumonia.

bronchiospasm (brong'ke-o-spazm). Spasmodic narrowing of the caliber of the bronchial tubes.

bronchiostenosis (brong''ke-o-sten-o'sis) [Gr. *βρόγχια* bronchia + *στένωσις* stenosis]. Stenosis of the bronchi, bronchiarctia.

bronchisan (bron'kis-an). A 4 per cent. solution of pyrenol used as an expectorant and sedative in whooping-cough, chronic bronchial catarrh, etc.

bronchisepticin (brong-ke-sep'tis-in) An antigen prepared from *Bacillus bronchisepticus:* used in the skin test for canine distemper.

bronchismus (brong-kis'mus). Same as *bronchiospasm.*

bronchitic (brong-kit'ik) [L. *bronchit'icus*] Pertaining to, affected with, or of the nature of, bronchitis.

bronchitis (brong-ki'tis) [Gr. *βρόγχια* air-tubes + *-itis*]. Inflammation of the bronchial tubes. **acute b.,** a bronchitic attack with a short and more or less severe course. It is due to exposure to cold, to the breathing of irritant substances, and to acute general diseases. It is marked by fever, pain in the chest, especially on coughing, dyspnea, and cough **arachidic b.,** bronchitis caused by the aspiration of peanut kernels into the bronchi. **capillary b.,** an inflammation of the more minute air-passages of the lungs. It is attended with fever, dyspnea, and depression, and is often fatal. **Castellani's b.,** bronchospirochetosis **catarrhal b.,** a form of acute bronchitis with a profuse mucopurulent discharge **cheesy b.,** a form accompanying some cases of tuberculosis of the lung, in which the alveoli are filled with cells that undergo a cheesy degeneration. **chronic b.,** a long-continued form, often with a more or less marked tendency to recurrence after stages of quiescence. It is due to repeated attacks of acute bronchitis or to chronic general diseases; characterized by attacks of coughing, by expectoration, either scanty or profuse, and secondary changes in the lungs. **croupous b., fibrinous b., plastic b.,** bronchitis with violent cough and paroxysms of dyspnea, in which casts of the bronchial tubes are expectorated with Charcot-Leyden crystals and eosinophile cells. **dry b.,** a form with a scanty secretion of tough sputum. **epidemic b.** See *influenza.* **epidemic capillary b.,** a dangerous form which sometimes accompanies an epidemic of measles. **ether b.,** that due to the irritation of ether. **exudative b.** Same as *croupous b.* **hemorrhagic b.,** bronchospirochetosis. **mechanic b.,** a variety caused by the inhalation of dust or of solid particles. **membranous b.** Same as *croupous b.* **b. oblit'erans,** a form in which the smaller bronchi become filled with nodules made up of fibrinous exudate. **phthinoid b.,** tuberculous bronchitis with purulent expectoration. **plastic b.** See *croupous b.* **polypoid b.** Same as *croupous b.* **productive b.,** bronchitis with the development of fibrous tissue in and around the bronchi. **pseu-**

domembranous b. Same as *croupous b.* **putrid b.**, a form of chronic bronchitis in which the sputum is very offensive. **secondary b.**, that which occurs either as a complication of some acute disease, such as a fever, or as a local expression of some constitutional disorder. **staphylococcus b.**, bronchitis caused by staphylococci. **streptococcus b.**, bronchitis due to streptococci. **suffocative b.** Same as *capillary b.* **verminous b.**, bronchitis in sheep and cattle, due to the presence of a worm, *Strongylus filaria.* **vesicular b.**, that in which the inflammation extends into the alveoli, which are sometimes visible under the pleura as whitish-yellow granulations like millet-seeds.

bronchium (brong'ke-um), pl. *bron'chia* [L.]. One of the subdivisions of a bronchus.

broncho-adenitis (brong"ko-ad-en-i'tis). Same as *bronchadenitis.*

broncho-aspergillosis (brong"ko-as-per-jil-o'sis). Bronchial disease from infection with *Aspergillus.*

bronchoblennorrhea (brong"ko-blen-o-re'ah). Chronic bronchitis in which the sputum is copious, thin, and mucopurulent.

bronchocavernous (brong-ko-kav'er-nus). Both bronchial and cavernous.

bronchocele (brong'ko-sēl) [Gr. *βρόγχος* windpipe + *κήλη* tumor]. See *goiter.* **cystic b.**, goiter containing cysts.

bronchocephalitis (brong"ko-sef-al-i'tis) A synonym of *whooping-cough.*

bronchoconstriction (brong"ko-kon-strik'shun). The reduction of the caliber of the bronchi.

bronchoconstrictor (brong"ko-kon-strik'tor) Constricting or narrowing the lumina of the air-passages of the lungs.

bronchodilatation (brong"ko-di-la-ta'shun). Dilatation of a bronchus

bronchodilator (brong"ko-di-la'tor) Dilating or expanding the lumina of the air-passages of the lungs.

broncho-egophony (brong"ko-e-gof'o-ne). Same as *egobronchophony*

broncho-esophagoscopy (brong"ko-e-sof-ag-os'-ko-pe). The instrumental examination of the bronchi and esophagus.

bronchol (brong'kol). A proprietary bronchitis remedy containing terebene, oil of sandalwood, creosote, eucalyptol, and strychnin

broncholith (brong'ko-lith) [Gr. *βρόγχος* air-passage + *λίθος* stone]. A bronchial calculus.

broncholithiasis (brong"ko-lith-i'as-is) A condition in which calculi are formed in the bronchi

bronchomoniliasis (brong"ko-mo-nil-i'as-is). Infection of the bronchi with Monilia

bronchomotor (brong-ko-mo'tor). Affecting the caliber of the bronchi.

bronchomucomycosis (brong"ko-mu-ko-mi-ko'-sis). Bronchial disease due to infection with *Mucor mucedo.*

bronchomycosis (brong"ko-mi-ko'sis) [Gr. *βρόγχος* air-passage + *μύκης* fungus]. Any bronchial disorder due to fungi.

broncho-oïdiosis (brong"ko-o-id-e-o'sis). Bronchitis caused by oïdium.

bronchopathy (brong-kop'ath-e) [Gr. *βρόγχος* air-passage + *πάθος* disease]. Any disease of the air-passages of the lungs.

bronchophony (brong-kof'o-ne) [Gr. *βρόγχος* air-passage + *φωνή* voice]. The sound of the voice as heard through the stethoscope applied over a healthy bronchus. Heard elsewhere, it indicates solidification of the lung tissue. **pectoriloquous b.**, a bronchophony with an accompaniment of pectoriloquy. **sniffling b.**, that which is accompanied with a sniffing sound, as of air drawn through the nose. **whispered b.**, that which is heard while the patient is whispering.

bronchoplasty (brong'ko-plas-te) [Gr. *βρόγχος* bronchus + *πλάσσειν* to mold]. Plastic surgery of the trachea; surgical closure of a fistula in the trachea or bronchus.

bronchoplegia (brong"ko-ple'je-ah). Paralysis of the bronchial tubes.

bronchopleuropneumonia (brong"ko-plu"ro-nu-mo'ne-ah). Pneumonia complicated by bronchitis and pleurisy.

bronchopneumonia (brong"ko-nu-mo'ne-ah) [*bronchi* + *pneumonia*] Inflammation of the bronchi and lungs; lobular or catarrhal pneumonia. The disease begins in the bronchi and spreads to the parenchyma of the lungs

bronchopneumonic (brong"ko-nu-mon'ik). Pertaining to, affected with, or caused by bronchopneumonia.

bronchopulmonary (brong"ko-pul'mon-a-re). Pertaining to the lungs and their air-passages; both bronchial and pulmonary.

bronchorrhagia (brong"kor-a'je-ah) [Gr. *βρόγχος* air-passage + *ῥηγνύναι* to burst forth] Hemorrhage from the lungs.

bronchorrhaphy (brong-kor'af-e) [Gr. *βρόγχος* air-passage + *ῥάφη* suture] The suturing of an incised or wounded bronchus.

bronchorrhea (brong-kor-e'ah) [Gr *βρόγχος* air-passage + *ῥοία* flow] Excessive discharge of mucus from the air-passages of the lungs.

bronchoscope (brong'ko-skōp). An instrument for inspecting the interior of the bronchi.

bronchoscopy (brong kos'ko-pe) [Gr *βρόγχος* air-passage + *σκοπεῖν* to examine]. Examination of the bronchi through a tracheal wound or through a bronchoscope (Killian, 1898).

bronchospasm (brong'ko-spazm). Bronchial spasm.

bronchospirochetosis (brong"ko-spi-ro-ke-to'-sis) An infectious disease caused by the presence in the bronchi of the *Spirocheta bronchialis* and marked by chronic bronchitis attended by the spitting of blood, called also *Castellani's bronchitis* and *hemorrhagic bronchitis*

bronchostenosis (brong"ko-sten-o'sis) [Gr. *βρόγχος* bronchus + *στένωσις* stricture] Stricture or abnormal diminution of the caliber of a bronchial tube **spasmodic b.**, spasmodic contraction of the walls of the bronchi

bronchostomy (brong-kos'to-me) [*bronchus* + Gr. *στόμα* mouth] The operation of forming a mucocutaneous opening through the chest wall into a bronchus.

bronchotetany (brong-ko-tet'an-e). Extreme dyspnea caused by spasm of the bronchial musculature, preventing access of air.

bronchotome (brong'ko-tōm). A cutting instrument used in performing bronchotomy.

bronchotomy (brong-kot'o-me) [Gr. *βρόγχος* air-passage + *τομή* cut] Surgical incision of the trachea or of a bronchus.

bronchotracheal (brong"ko tra'ke-al). Pertaining to the bronchi and trachea

bronchotyphoid (brong-ko-ti'foid). Typhoid fever beginning with severe bronchitis.

bronchotyphus (brong"ko-ti'fus) Typhus complicated with bronchial catarrh.

bronchovesicular (brong"ko-ves-ik'u-lar). Both bronchial and vesicular. See *respiration.*

bronchus (brong'kus), pl. *bron'chi* [L., Gr. *βρόγχος* windpipe]. 1 Either one of the two main branches of the trachea. 2 The trachea **eparterial b.**, the first division of the right bronchus. **hyparterial b.**, the left bronchus, together with the right bronchus below the first division.

bronzed skin (bronzd skin). See *melasma suprarenale.*

Brooke's disease (brooks) [H A. G. *Brooke*, English dermatologist, 1854-1919]. 1. Spiradenoma. 2. Psorospermosis.

broom (brum). See *scoparius* and *spartein.*

brophenin (bro-fe'nin). Paraphenetidin bromisovalerylaminoacetate used as a febrifuge and analgesic. Dose, 10–30 gr. (0.6–1.8 gm.).

brossage (brŏs-sazh') [Fr. "brushing"]. The operation of removing granulations by a stiff brush, as in trachoma.

broth (broth). See *bouillon.* **bile salt b.** See *bile salt medium,* under *culture-medium.* **Lipschutz's egg-albumen b.** See *egg-albumen bouillon,* under *bouillon.* **MacConkey's bile salt b.** See *bile salt medium* under *culture-medium.* **Uschinsky's protein-free b.** See *protein-free bouillon,* under *bouillon.*

brousnika (broos'ne-kah) [Russ.]. A diuretic preparation of the berries of *Vaccin'ium vi'tis-Idæ'a,* or red bilberry. Dose, 2–4 dr (8–16 c.c.).

broussaisism (broos-a'sizm) [after F. J. V. *Broussais,* 1772–1838]. The obsolete opinion taught by Broussais, that irritability of the mucous membrane of the alimentary canal was a point of primary importance in the causation of disease.

brovalol (bro-val'ol). A proprietary oily liquid, bornylbromvalerate, $CH_3CH(CH_3)CH(Br).CO.O.(C_{16}H_{17})$, said to contain 25.2 per cent. bromin, 26.5 isovalerianic acid, and 48.3 borneol· used as an antispasmodic and nervine. Dose, 4–12 min. (0.26–0.8 c.c.).

brow (brŏw). The superciliary ridge; also the forehead, or either lateral half thereof. **b.-ache, b.-ague, b.-pang,** supraorbital neuralgia, or hemicrania.

brown (broun). A dusky, reddish-yellow color. **Bismarck b.,** a basic anilin dye, phenyelene-diazo-metaphenylene-diamin, $C_6H_4[N_2C_6H_3(NH_2)_2]_2$, much used as a stain and counterstain in histology. **Manchester b.,** Bismarck brown. **b.-tail moth dermatitis.** See under *dermatitis.* **phenylene b.** Bismarck brown.

brownian movement (brow'ne-an) [Robert *Brown,* English botanist, 1773–1858]. See *movement.*

brownism (brown'izm) Same as *brunonianism.*

Brown-Séquard's disease, sign, etc. (brown-sa kārz') [Charles Edouard *Brown-Séquard,* French physiologist, 1818–1894]. See *disease, sign,* etc.

brown-tail moth dermatitis. See *dermatitis.*

Brucella (broo-sel'ah) [Sir David *Bruce*]. A generic name for a group of bacteria which includes *B. abor'tus* (*Bacillus abortus*), *B.* (*Bacillus*) *bronchisepticus,* and *B. meliten'sis* (*Bacterium melitensis*).

Bruce's septicemia (broos'ez) [Sir David *Bruce,* surgeon in British army]. Malta fever.

Bruch's glands, etc. (brooks) [Carl Wilhelm Ludwig *Bruch,* German anatomist, 1819–1884]. See *gland,* etc.

brucin (bru'sin) [from *Bru'cea,* a genus of shrubs named for J *Bruce,* 1730–1794]. A bitter, white, poisonous alkaloid, $C_{23}H_{26}N_2O_4+4H_2O$, from nux vomica and other species of *Strychnos.* It resembles strychnin in its action, but is less poisonous. Dose, $\frac{1}{6}$–$\frac{1}{3}$ gr. (0.001–0.004 gm.).

Brücke's muscle, etc. (bre'kez) [Ernst Wilhelm von *Brucke,* Austrian physiologist, 1819–1892]. See under *muscle,* etc.

Bruck's test (brooks) [C. *Bruck,* German physician]. See under *tests.*

Brudzinski's sign (broo-zin'skez) [J. *Brudzinski,* Polish physician, 1874–1917]. See under *sign.*

bruise (brooz). A superficial injury produced by impact without laceration, a contusion.

bruissement (bruēs-maw') [Fr.]. A purring tremor.

bruit (bruē) [Fr.]. A sound or murmur heard in auscultation, especially an abnormal one **aneurysmal b.,** a blowing sound heard over an aneurysm. **b. d'airain** (da-rān') [Fr. "noise of brass"], a metallic pectoral tinkling, or bell-sound, heard in auscultation or percussion over a thoracic cavity. **b. de choc** [Fr. "sound of impact"], the second cardiac sound, accompanied by a sound of impact, such as is heard over an aneurysm of the aorta. **b. de clapotement,** a splashing sound indicative of dilatation of the stomach when pressure is made on the walls of the abdomen. **b. de claquement,** a clapping sound caused by the sudden contact of parts. **b. de craquement,** a crackling pericardial or pleural bruit. **b. de cuir neuf,** the new-leather sound. a creaking noise; usually a sign of pericarditis or pleurisy. Called also *Bright's murmur.* **b. de diable,** venous hum. See under *hum.* **b. de drapeau,** a flapping rustle heard in croup and laryngitis, and sometimes in nasal polyp. **b. de froissement,** a clashing noise of various origin. **b. de frolement,** a rustling murmur from pericardial or pleural friction **b. de frottement,** a rubbing or frictional sound of various origin **b. de galop.** See *cantering rhythm,* under *rhythm.* **b. de grelot,** a bruit usually caused by the presence of a foreign body in the respiratory passages. **b. de Leudet,** a fine crackling sound in the ear, audible to both the patient and the examiner, heard in catarrhal and nervous disorders of the ear. **b. de lime,** a filing cardiac sound. **b. de moulin,** a splashing or water-wheel sound synchronous with systole, sometimes heard several meters from the patient, variously attributed to cardiac, pericardiac, or mediastinal causes. **b. de parchemin,** a sound as of two pieces of parchment rubbed together of valvular cardiac origin. **b. de piceulement,** a cardiac murmur like the mewing of a cat. **b. de pot félé,** a cracked-pot sound, characteristic of various lung cavities, etc. **b. de rape,** a rasping, cardiac, valvular murmur. **b. de rappel,** a sound as of a drum; a delayed mitral murmur. **b. de Roger,** a loud, continuous murmur with no interval between the systolic and diastolic periods, heard in the third interspace to the left of the sternum in imperforation of the ventricular septum. Called also *Roger's murmur.* **b. de scie,** a cardiac sawing sound. **b. de soufflet,** a bellows sound of the heart. See *souffle.* **b. de tabourka.** Same as *timbre metallique.* **b. du diable** [Fr. *diable,* a "humming top"], a buzzing venous murmur in anemia. **false b.,** one due to pressure by the stethoscope, or derived from the circulation in the ear of the auscultator. **Leudet's b.** See *b. de Leudet* **b. placentaire,** a blowing sound heard in the pregnant uterus, and caused by the fetal circulation. **b. skodique.** See *resonance, skodaic.* **systolic b.,** a pathologic heart-sound heard, on auscultation, with the systole of the heart. **Verstraeten's b.,** a bruit heard in auscultation over the lower border of the liver in cachectic patients.

Brunn's membrane, nests (broonz) [Albert von *Brunn,* German anatomist, 1849–1895]. See *membrane* and *nests.*

Brunner's glands (brun'erz) [Johann Conrad *Brunner,* Swiss anatomist, 1653–1727] See under *gland.*

brunonian movement (bru-no'ne-an). See under *movement.*

brunonianism (broo-no'ne-an-izm) [John *Brown,* Scotch physician, 1735–1788] The obsolete doctrine that all disease is due either to excess or lack of stimulus.

Bruns's disease (brunz) [John Dickson *Bruns,* New Orleans physician, 1836–1883]. See *disease.*

Bruns's syndrome (broonz) [Ludwig *Bruns,* neurologist in Hanover, born 1858]. See under *syndrome.*

Bruschettini's serum (broo-shet-e'nēz) [*Bruschettini,* physician in Genoa]. See under *serum.*

brush (brush). A tuft of flexible materials fastened to a handle· varieties used in medical practice are the acid brush, made of glass; the electric brush, a form of electrode; also, laryngeal, nasal,

pharyngeal, stomach, and other brushes. **end-b.**, a tuft or brush-like arrangement that sometimes forms the termination of a process from a nerve-cell. **faradic b.**, a brush-like wire electrode used in applying electricity to the body. **Haidinger's b.**, a brush-like image seen on looking toward a source of polarized light. **Kruse's b.**, a brush made of fine platinum wires for spreading bacterial material over the surface of a culture-medium. **stomach-b.**, a brush used to cleanse and stimulate the stomach.

Bryant's ampulla, line, triangle (bri'ants) [Thomas *Bryant*, English surgeon, 1828–1914]. See *ampulla, line*, and *triangle*.

Bryce's test (brīs-ez) [James *Bryce*, Scotch physician of the nineteenth century]. See under *tests*.

Bryo'bia prætio'sa. A red spider or spinning mite found on clover; it may greatly annoy man.

bryocyte, bryocytole (bri'o-sīt, bri-o-si'tōl) [Gr. *βρύειν* to proliferate + *κύτος* cell]. The living parasite which causes proliferation of cells.

bryocytic (bri-o-sit'ik). Marked by cell-proliferation.

Bryonia (bri-o'ne-ah) [L.; Gr. *βρυωνία*] 1. A genus of cucurbitaceous plants called bryony. 2. The root of *B. al'ba* and *B. dioi'ca*. It is an active and acrid hydragogue cathartic, and is given in pneumonia, pleurisy, rheumatic fever, and colds. Its use is largely homeopathic. Dose of the powdered root, 20–60 gr. (1.3–3.7 gm); of the tincture, 5–30 min. (0.333–2 c.c); of the fluidextract, 10–60 min. (0.6–4 c.c)

bryonin (bri'on-in). A bitter poisonous glucosid, $C_{48}H_{80}O_{19}$, from bryonia. It is a drastic, hydragogue purgative and has vesicating properties. Dose, $\frac{1}{4}$–2 gr (0.011–0.133 gm.).

Bryson's sign (bri'sonz) [Alexander *Bryson*, English physician, 1802–1860] See under *sign*.

B. S. Abbreviation for *Bachelor of Surgery* and *Bachelor of Science*.

B. T. U. Abbreviation for *British thermal unit*. See under *unit*.

B. U. Abbreviation for *base of prism up*.

bu'ba, bu'bas. The native name in South American countries for frambesia. **b. brazilien'sis.** See *espundia*.

bubble, amphoric (bub'l). A sound like the noise of a liquid poured from a bottle: a sign of hydropneumothorax.

bubo (bu'bo) [L, from Gr. *βουβών* groin]. The inflammatory swelling of a lymphatic gland, particularly in the axilla or groin. Buboes are due to absorption of infective material, and are seen after gonorrhea or syphilis. **bullet-b.**, the characteristic hard bubo of primary syphilis. **chancroidal b., virulent b.**, a suppurating form accompanying or following chancroid. **climatic b.**, a form of adenitis of the lymph-nodes of the groin occurring in tropical countries and not due to venereal causes called also *tropical bubo, non-venereal bubo*, and *adenitis tropicalis*. **gonorrheal b.**, a bubo following or accompanying gonorrhea. **indolent b.**, one which is hard and nearly painless, and shows little tendency to suppurate. **malignant b.**, the bubo of bubonic plague. **non-venereal b.** See *climatic b.* **parotid b.** See *parotitis*. **pestilential b.**, that which is associated with Oriental plague. **primary b.** Same as *bubon d'emblée*. **sympathetic b.**, one due to friction or injury. **syphilitic b.**, an indolent bubo following a true or hard chancre. **tropical b.** See *climatic b.* **venereal b.**, one due to venereal disease.

bubon d'emblée (bu-baw"dah-bla') [Fr.]. A bubo which is due to venereal exposure, but is not preceded by any visible lesion.

bubonalgia (bu-bo-nal'je-ah) [Gr. *βουβών* groin + *ἄλγος* pain]. Pain in the groin.

bubonic (bu-bon'ik) [L. *bubon'icus*]. Characterized by or pertaining to buboes.

bubonocele (bu-bon'o-sēl) [Gr. *βουβών* groin + *κήλη* tumor]. Incomplete inguinal hernia forming a swelling in the groin.

bucardia (bu-kar'de-ah) [Gr. *βοῦς* ox + *καρδία* heart]. Cor bovinum.

bucca (buk'ah) [L.]. The cheek.

buccal (buk'al) [L. *bucca'lis*, from *buc'ca* cheek]. Pertaining to the cheek. The *buccal* surface of a tooth is the surface next to the cheek.

buccally (buk'al-e). Toward the cheek

buccellation (buk-sel-a'shun) [L *buccella'tio*, from *buccel'la* morsel]. The arrest of hemorrhage by a pad of lint.

buccilingual (buk-se-ling'wal) [L. *buc'ca* cheek + *lingua* tongue]. Pertaining to the cheeks and tongue.

buccinator (buk'sin-a-tor) [L. " trumpeter "]. The flat muscle of the cheek.

buccocervical (buk-o-ser'vik-al). Pertaining to the neck and the buccal surface of a tooth

buccolabial (buk-o-la'be-al). Pertaining to the cheek and lip.

buccolingual (buk-o-ling'wal). Pertaining to the cheek and the tongue.

buccolingually (buk-o-ling'wal-e). From the cheek toward the tongue.

buccopharyngeal (buk-o-far-in'je-al). Pertaining to the mouth and pharynx.

buccoversion (buk-o-ver'zhun). The position of a tooth when it lies buccally to the line of occlusion.

buccula (buk'u-lah) [L.] The fleshy or fatty fold known as double chin.

Buchner's alexin, theory, tuberculin, etc. (book'nerz) [Hans *Buchner*, German bacteriologist, born 1850]. See under *alexin, theory, tuberculin*, etc.

buchu (bu'ku). The name of various species of *Baros'ma*. The dried leaves of *Baros'ma betuli'na, B. crenula'ta*, and *B. serratifo'lia* are diuretics and gastric tonics, and are used in chronic urinary inflammations, such as cystitis, urethritis, and pyelitis. Dose, 15–30 gr. (1–2 gm); of fluidextract (U. S. P.), 20–30 min. (1.25–2 c.c.), of tincture, 1–2 fl.dr. (4–8 c.c); of infusion, 1–2 fl oz. (30–60 c.c). **long b.**, Barosma serratifolia. **short b.**, B. betulina

Buck's extension, fascia, operation (buks) [Gurdon *Buck*, American surgeon, 1807–1877]. See under *extension, fascia*, and *operation*.

buck-bean (buk-bēn'). See *Menyanthes*.

bucked-shin (bukd'shin). Periostitis of the metacarpal bones in young horses.

buckeye (buk'ī). A popular designation for *Æs'culus gla'bra*, and of other trees and shrubs of the same genus tonic and astringent. Dose of fluidextract of the bark, 3–5 min. (0.1–0.333 c.c.).

buckhorn (buk'horn). The royal (or so-called flowering) fern, *Osmun'da rega'lis:* a popular remedy for rickets.

buckthorn (buk'thorn). See *frangula* and *Rhamnus*. **California b.** See *cascara sagrada*.

Bucky diaphragm (buk'e) [Gustav *Bucky*, contemporary German physician]. See under *diaphragm*.

bucnemia (buk-ne'me-ah) [L., from Gr. *βοῦς* ox + *κνήμη* leg]. A diffuse, tense, and inflammatory swelling of the leg.

Budd's cirrhosis, jaundice (budz) [William *Budd*, English physician, 1811–1880]. See under *cirrhosis* and *jaundice*.

buddeized milk (boo'de-īzd) [E. *Budde*, Danish sanitary engineer]. See under *milk*.

budding (bud'ing). Gemmation; a form of asexual reproduction in which the body divides into two

unequal parts, the larger part being considered the parent and the smaller one the bud.

Budge's center (bood'gēz) [Julius Ludwig *Budge*, German physiologist, 1811–1888]. 1. The ciliospinal center. 2. The genital center.

Buerger's disease, staining method (ber'gerz) [Leo *Buerger*, physician in New York, born 1879]. See *disease* and *stains, table of.*

bufagin (bu'fag-in). A digitalis-like substance contained in the parotid glands of the toad, *Bufo agua.*

Buffalo gnats. See *Simulium.*

Büffelseuche (bĕf'el-zoi-she) [Ger.]. Pasteurellosis of the buffalo.

buffer (buf'er). Any substance in a fluid which tends to lessen the change in hydrogen-ion concentration (reaction), which otherwise would be produced by adding acids or alkalis **b. action,** the action produced by a buffer. **b. salt.** See under *salt.* **b. solution.** See under *solution* **b. value.** See under *value.*

buffering (buf'er-ing). The action produced by a buffer. **secondary b.** See *Hamburger interchange.*

buffy coat (buf'e). See *coat.*

bufidin (bu'fid-in). A reputed poison obtainable from certain toads

bufin (bu'fin). A white secretion obtained by stimulating the parotid gland of the toad by electricity It has a physiologic action similar to that of digitalis

bufonin (bu'fo-nin) [L. *bu'fo* toad]. A poisonous principle contained in the secretion of the skin of toads and lizards.

bufotalin (bu-fo-ta'lin). Same as *bufonin.*

bufotein (bu-fo-te'in). A toxin found with bufonin in the secretion of the skin of toads and lizards.

bug (bug). An insect of the order Hemiptera. **assassin b.** See *Reduviidæ.* **barley b.** See *Acarus.* **bed-b.** See *Cimex.* **blue b.,** Argas persicus **cone-nose b.** See *Lamus* **croton b.,** Blatta germanica. **harvest b.** See *Leptus* **kissing b.** See *Malanolestes.* **Malay b.** See *Lamus.* **miana b.** See *Argas.* **pito b.** See *Pysodinus.* **red b.** See *Leptus* **wheat b.** See *Pediculoides.*

buggery (bug'er-e). Sodomy; sexual intercourse through the anus.

buhach (bu'hatsh). Pyrethrum.

Buhl's disease (būlz) [Ludwig von *Buhl*, German pathologist, 1816–1880]. See *disease.*

Buist's method (bewsts) [Robert C. *Buist*, Scotch obstetrician, born 1860]. See *artificial respiration,* under *respiration.*

Bulam (bu'lam) [an island of West Africa]. Same as *Bulama fever.* See *fever.*

bulamize (bu'lam-īz). To infect with Bulama fever.

Bülau's treatment (be'loughz) [Gotthard *Bülau*, physician in Hamburg, 1835–1900]. See under *treatment.*

bulb (bulb) [L. *bul'bus;* Gr. *βολβός*]. 1. A rounded mass, organ, or part. 2. A rounded subterranean stem or leaf-bud of a plant. 3. The medulla oblongata. **b. of the aorta,** the enlargement of the aorta at its point of origin from the heart. **auditory b.,** the membranous labyrinth and cochlea. **b. of the corpus cavernosum,** the enlarged muscular and proximal part of the cavernous body. **dental b.,** enlargement forming at the bottom of the dental follicle in tooth development. **duodenal b.** See *pilleus ventriculi.* **end-b.,** any one of the terminal spheroid or ovoid bodies found in the more sensitive parts of the mucous membrane at the ends of branches of nerves of sensation. Called also *end-bud.* **gustatory b.** See *taste-bulb.* **hair-b.,** the bulbous expansion at the proximal end of a hair. **b. of jugular vein,** the dilatation at the end of the external jugular vein. **b's of Krause,** ovoid glands penetrated by one or more nerve-fibers in the conjunctiva, about the mouth, the glans penis, and clitoris. **olfactory b.,** the bulb-like expansion of the olfactory nerve on the under surface of each anterior lobe of the cerebrum. **b. of ovary,** a plexus of veins and arteries of the ovary **Rouget's b.,** the bulb of the ovary. **spinal b.,** the medulla oblongata. **taste-b.,** end-organs of the gustatory nerve in the papillæ of the tongue. **b. of the urethra,** the enlarged proximal part of the corpus spongiosum. **b. of the vestibule.** See *bulbus vestibuli* **vestibulovaginal b.,** a leech-shaped organ beneath the mucous membrane on each side of the vestibule and entrance of the vagina. Together these constitute the equivalent of the bulb of the urethra in the male.

bulbar (bul'bar) 1. Pertaining to a bulb. 2. Pertaining to the oblongata.

bulbiform (bul'bif-orm). Bulb shaped.

bulbitis (bul-bi'tis) Inflammation of the bulbous portion of the urethra.

bulbocapnin (bul-bo-kap'nin) An alkaloid, $C_{19}H_{19}NO_4$, derived from *Coryd'alis bulbo'sa* or *C ca'va* (*Capnoi'des ca'vum*). It has an inhibitory effect on the reflex and motor activities of striated muscle.

bulbocavernosus (bul"bo-kav-er-no'sus) [L.]. The accelerator urinæ muscle

bulbonuclear (bul-bo-nu'kle-ar). Pertaining to the medulla oblongata and its nerve nuclei.

bulbosin (bul-bo'sin) A principle, said to be poisonous, from *Agar'icus bulbo'sus.*

bulbo-urethral (bul"bo-u-re'thral). Pertaining to the bulb of the urethra.

bulbous (bul'bus). Having the form or nature of a bulb, bearing or arising from a bulb.

bulbus (bul'bus) [L.] A bulb **b. aor'tæ,** bulb of the aorta **b. arterio'sus,** the foremost of the three parts of the primitive cardiac vessel of the embryo. Called also *b. cor'dis* **b. cor'dis.** Same as *b. arterio'sus* **b. den'tis,** the tooth-pulp. **b. oc'uli,** the eyeball. **b. olfacto'rius,** olfactory bulb **b. pi'li,** a hair-bulb **b. ure'thræ,** the bulb of the urethra **b. ve'næ jugula'ris,** bulb of the jugular vein **b. vestib'uli,** the bulbo-vaginal gland.

bulesis (bu-le'sis) [Gr. *βούλησις*]. The will or an act of the will.

bulimia (bu-lim'e-ah) [L.; Gr. *βοῦς* ox + *λιμός* hunger]. Abnormal increase in the sensation of hunger; hyperorexia. The condition is to be distinguished from polyphagia in that patients with the former condition are often satisfied if they eat small meals, while patients with the latter are only satisfied with large amounts of food.

bulimic, bulimiac (bu-lim'ik, bu-lim'e-ak) [Gr. *βουλιμία*]. Affected with bulimia.

Bull. Abbreviation for L *bul'liat,* let it boil.

Bull and Pritchett's antitoxin or **serum** [Carroll Gideon *Bull*, New York physician, born 1883, Ida W. *Pritchett* of Rockefeller Institute]. See under *serum*

bulla (bul'ah), pl. *bul'læ* [L.]. A large blister or cutaneous vesicle filled with watery fluid. **b. ethmoida'lis,** a rounded projection into the middle meatus of the nose, due to an enlarged ethmoid cell. **b. os'sea,** the dilated part of the bony external meatus of the ear.

bullate (bul'āt) [L. *bulla'tus*]. Inflated or bladdery.

bullation (bul-a'shun) [L. *bulla'tio*]. An inflated condition; a state of being marked with bullæ.

Buller's shield (bul'erz) [Frank *Buller*, a Canadian ophthalmic surgeon, 1844–1905]. See under *shield.*

Bullinus (bul-i'nus). A small mollusk which is the intermediate host of *Schistosoma hæmatobium.*

bullous (bul'us). Pertaining to or characterized by bullæ.

bulpiss (bool'pis). A contagious disease of Nicaragua marked by the development of crops of itching papules which leave black or white patches.

bultos (bul'tōs) [Sp. *bulto*, a tumor]. A Peruvian term for abdominal tumors, generally due to enlargement of the viscera.

bumblefoot (bum'bel-foot). Inflammation of the ball of the foot of fowls.

Bumke's pupil (boom'kē) [Oswald Conrad Edward *Bumke*, German neurologist, born 1877]. See *pupil*.

bunch (buntsh). Traumatic swelling of a bone in horses.

bundle (bun'dl). A fasciculus, filament, or band composed of nerve-fibers. **aberrant b.**, a tract of nerve-fibers in the isthmus of the gyrus fornicatus **anterior marginal b.**, the ventromarginal descending cerebellar tract of the spinal cord. **Arnold's b.**, the frontal tract of the crusta cerebri **atrioventricular b., auriculoventricular b.** Same as *b of His*. **a-v. b.** See *b. of His*. **basis b.** See *fasciculus proprius*. **Bruce's b.**, a bundle of descending spinospinal fibers in the cervical and thoracic regions of the cord lying contiguous to the gray matter at the junction of the dorsal horn and the commissure. Called also *cornucommissural bundle*. **Clarke's b.**, a bundle of nerve-fibers extending between Clarke's and Burdach's columns **cornucommissural b.** See *Bruce's b.* **b. of Forel**, a large bundle of fibers which arises from the nucleus ruber and its capsule, and runs upward, laterad, and dorsad to the ventral part of the thalamus, to the reticular layer, etc **fundamental b.** See *fasciculus proprius* **Gierke's respiratory b.**, the solitary fasciculus. **Gratiolet's b.**, a bundle of nerve-fibers passing from the optic thalamus to the optic center in the occipital lobe of the brain. **ground-b.** See *fasciculus proprius* **Held's b.** See *tectospinal tract*, under *tract* **b. of Helweg.** Same as *olivospinal tract*. See *tract* **b. of His**, a muscular band, containing nerve-fibers, connecting the auricles with the ventricles of the heart It serves to convey stimuli from the auricle to the ventricle. Degeneration of this bundle produces heart-block The bundle of His is made up of four portions the auriculoventricular node; the main bundle; the septal divisions, right and left; the terminal division, which sometimes takes the form of small moderator bands. Called also *atrioventricular b*, *auriculoventricular b*, *a-v b*, and *Gaskell's bridge* **Hoeve's b.** See *lemniscus temporalis et occipitalis* **Keith's b.**, a bundle of fibers in the wall of the auricle of the heart, between the venæ cavæ. Called also *sino-atrial b.* **Kent-His' b.** Same as *b of His* **Krause's b.** Same as *respiratory b* **Lenhossék's b.**, the ascending root of the pneumogastric and glossopharyngeal nerves. **longitudinal medial b.** See *fasciculus longitudinalis medialis*. **Löwenthal's marginal b.**, the anterolateral descending tract **main b.**, the portion of the bundle of His between the auriculoventricular node and the septal divisions. See *b. of His*. **Marchi's b.**, a bundle of fibers on the anterior white column of the spinal cord from the cerebellum to the anterior gray column **marginal b.** 1 The white matter at the tip of the dorsal cornu of the spinal cord. 2 See *Löwenthal's marginal b* **Meynert's b.** See *fasciculus retroflexus*. **Monakow's b.** See *prepyramidal tract*, under *tract*. **muscle-b.**, a fascicle of muscle-fibers inclosed in a sheath. **oral b.**, a projection which marks the outer surface of the dorsal zone of the human embryo. **Philippe Gombault's triangular b.**, a strand of intersegmental fibers in the dorsomesial angle of the column of the spinal cord in the sacral region. **posterior longitudinal b.** See *fasciculus longitudinalis medialis*. **predorsal b.** See *tectospinal tract*, under *tract* **respiratory b.**, the solitary fasciculus. **Schultze's b.**, the comma tract. **sino-atrial b.** See *Keith's b.* **solitary b.**, the solitary fasciculus. See *fasciculus*. **Spitzka's b.**, a bundle of nerve-fibers running from the cerebral cortex through the pyramidal region of the pes pedunculi to the oculomotor nuclei of the opposite side **b. of Stanley-Kent.** Same as *b. of His*. **Stilling's b.**, the solitary fasciculus of the oblongata. **thalamomammillary b.**, the bundle of Vicq d'-Azyr. **Thorel's b.**, a bundle of muscle-fibers in the heart connecting the sino-auricular and the auriculoventricular nodes, and passing around the mouth of the inferior vena cava. **Türck's b.**, a bundle of nerve-fibers running from the cerebral cortex through the outer part of the crusta of the cerebral peduncle and the bone into the internal geniculate body. **b. of Vicq d'-Azyr.** See *mammillothalamic tract*, under *tract*. **Weissmann's b.**, the bundle of striped muscular fibers of a neuromuscular spindle.

Bunge's law, theory (boong'ez) [Gustav von *Bunge*, physiologist at Basel, 1844–1920]. See under *law* and *theory*.

bungpagga (bung-pag'ah) An epidemic disease of West Africa characterized by fever and the development of suppurating tumors in the muscles. It is probably caused by a yeast fungus.

bunion (bun'yon) [L. *bu'nio*; Gr. *βούνιον* turnip]. A swelling of the bursa mucosa of the ball of the great toe, with thickening of the overlying skin and forcing of the toe outward (toward the little toe).

bunodont (bu'no-dont) [Gr *βουνός* mound + *ὀδούς* tooth]. Having rounded cusps on the molar teeth

Bunsen burner, coefficient, etc (bun'sen) [Robert Wilhelm Eberhard von *Bunsen*, German chemist 1811–1899] See *burner, coefficient*, etc

Buphane (bu-fa'ne) A genus of South African plants containing a poisonous alkaloid

buphanin (bu'fan-in). An amorphous and strongly basic alkaloid from *Buphane disticha*, which resembles hyoscin in physiological action

buphthalmia (būf-thal'me-ah). Buphthalmos.

buphthalmos, buphthalmus (būf-thal'mos, -mus) [Gr. *βοῦς* ox + *ὀφθαλμός* eye]. The first stage of hydrophthalmos; keratoglobus, or enlargement of the eye.

bur. See *burr*

Burdach's columns, etc (boor'daks) [Karl Friedrich *Burdach*, German physiologist, 1776–1847]. See under *column*, etc

burdock (bur'dok) The plant, *Arc'tium lap'pa*. The root (*Lappa*, U. S. P.) is aperient, diuretic, and diaphoretic Dose of tincture of the root or seed, 1–2 fl dr. (4–8 c c.); of fluidextract, 10–60 min. (0 666–3 7 c c.).

buret, burette (bu-ret') [Fr.]. A graduated glass used in volumetric chemistry.

Burghart's symptom (boorg'hartz) [Hans Gerny *Burghart*, German physician, born 1862]. See *symptom*.

burn (burn). A lesion caused by the contact of heat. **brush-b.**, a wound caused by violent rubbing or friction, as by a rope pulled through the hands. **Kangri b.**, a burn on the abdomen caused by the portable stove (Kangri) carried by natives of Kashmere. Such a burn may develop cancer

Burnam's test (bur'namz) [Curtis F. *Burnam*, physician in Baltimore]. See under *tests*.

burner (burn'er). The part of a lamp from which the flame issues. **Argand b.**, a burner for oil or gas, with an inner tube for supplying air to the flame. **Bunsen b.**, a gas-burner in which the gas is mixed before ignition with air, in order to give complete oxidation.

Burnett's solution (bur'netz) [Sir W *Burnett*, English surgeon, 1779–1861]. See under *solution*

burnisher (ber'nish-er). A dental instrument for polishing fillings, dentures, and crowns.

Burns's amaurosis (burnz) [John *Burns*, Scotch physician, 1774–1850]. See under *amaurosis*.

Burns's ligament, space [Allan *Burns*, Scotch anatomist, 1781–1813]. See under *ligament* and *space*.

Burow's operation, solution, vein, etc. (boor'-ooz) [Karl August von *Burow*, surgeon in Königsberg, 1809–1874]. See *operation, solution, vein*, etc.

burquism (burk'izm) [*Burq*, a French neurologist]. A system of metallotherapy.

burr (bur). A dental tool with teeth or blades for excavating cavities. Burrs are usually operated by a dental engine. **b.-drill**, a dental tool of many varieties, used in making and clearing out cavities.

burra gukeru (bur'ah goo-ker-oo') [East Indian]. The fruit of *Trib'ulus lanugino'sus*, an Asiatic plant: diuretic and aphrodisiac; used in spermatorrhea, etc. Dose of fluidextract, 20–60 min. (1.23–3.7 c.c.).

Burri's stain (boor'ēz) [Robert *Burri*, Swiss bacteriologist]. See *stains, table of*.

burrow (bur'o). 1. An abnormal sinus or fistula, usually more or less tortuous, and containing pus. 2. The passage made in the tissues by certain parasitic insect-larvæ.

bursa (bur'sah), pl. *bur'sæ* [L ; Gr. *βύρσα*]. A sac or pouch within the body, often lined with a membrane. The number of bursæ is very great; more than a thousand have been described, but the smaller ones are irregular, and many of them are often, or even usually, absent. **adventitious b.**, an abnormal cyst due to friction or some other mechanical cause, and containing synovial fluid **b. anseri'na**, a bursa under the insertion of the sartorius and gracilis muscles. **Boyer's b.**, one situated beneath the hyoid bone. **Brodie's b.**, a bursa underneath the gastrocnemius medialis muscle. **Calori's b.**, a bursa situated between the trachea and the arch of the aorta. **b. copula'trix**, an appendage at the posterior end of the male of certain nematodes. **Dupré's b.**, bursitis in the shoulder-joint **Fleischmann's b.**, the sublingual bursa. **gluteal b.**, any one of the three bursæ beneath the gluteus maximus muscle. **His's b.**, the dilatation at the end of the archenteron. **iliac b.**, a bursa at the point of insertion of the iliopsoas muscle into the lesser trochanter. **Luschka's b.** Same as *b. pharyngea*. **Monro's b.**, the intratendinous bursa of the olecranon **b. muco'sa** [B N A], any one of a number of large, simple, or irregular cavities in the subcutaneous areolar tissue, inclosing a clear, viscid fluid, as in front of the patella, over the olecranon, over the malleoli, etc. **obturatory b.**, a bursa underlying the tendon of the obturator internus. **omental b., b. omenta'lis** [B N A], a cavity formed by peritoneum in the great omentum. **b. pharyn'gea**, a recess in the pharynx of a fetus and of a young infant. **plantar b.**, a bursa over the instep. **popliteal b.**, a bursa in the popliteal space beneath the tendon of the semimembranosus and that of the inner head of the gastrocnemius **prepatellar b.**, one in front of the patella. **riders' b.**, an enlarged bursa caused by horseback exercise **subclavian b.**, an inconstant bursa between the fibers of the rhomboid ligament. **b. syno'vialis**, any one of a large number of spaces filled with synovial fluid, and interposed between muscles or tendons as they play over bony surfaces.

bursal (bur'sal) [L. *bursa lis*]. Of, or pertaining to, a bursa.

bursalogy (bur-sal'o-je) [Gr. *βύρσα* pouch + *λόγος* word]. The sum of knowledge regarding the bursæ.

Bursata (bur-sa'tah). A division of Nematoda comprising forms which have a bursa copulatrix.

bursatti (bur-sat'e). See *leeches*.

bursautee (bur-sawt'e). See *leeches*.

bursin (bur'sin). An alkaloid from *Capsel'la bursa-pasto'ris:* used like ergot as an astringent, styptic, and tonic.

bursitis (bur-si'tis). Inflammation of a bursa. **Duplay's b.**, subacromial or subdeltoid bursitis. **omental b.**, seropurulent inflammation of the omental bursa. **retrocalcaneal b.** Same as *achillodynia*. **Thornwaldt's b.**, inflammation of Luschka's tonsil, attended with the formation of a cyst in it containing pus, and with nasopharyngeal stenosis.

bursopathy (bur-sop'ath-e) [*bursa* + Gr. *πάθος* disease]. Any disease of a bursa. **luetic b.**, bursitis due to syphilis.

bursula (bur'su-lah). A small bag or pouch. **b. tes'tium**, the scrotum.

Burton's line (bur'tunz) [Henry *Burton*, British physician of nineteenth century]. See under *line*.

Bury's disease [Judson S. *Bury*, English physician of nineteenth century]. Erythema elevatum diutinum.

Busacca's gelatin test (bus-ah'kaz) [Attilio *Busacca*]. See under *tests*.

Busquet's disease (boos-kāz') [contemporary French physician]. See under *disease*.

But. Abbreviation for L. *buty'rum*, butter.

butalanin (bu-tal'an-in). An amino-acid, alpha-amino-valerianic acid, $CH_3(CH_2)_2CHNH_2CO_2H$, produced by the hydrolysis or digestion of proteins.

butane (bu'tān). An anesthetic hydrocarbon, C_4H_{10}, from petroleum. It is the fourth member of the paraffin series. **Normal b.**, $CH_3(CH_2)_2CH_3$.

Butea (bu'te-ah) [for John Stuart, Earl of *Bute*, 1713–1792]. A genus of tropical leguminous trees. *B. frondo'sa*, a tree of South Asia, is one of the species that afford kino.

butesin (bu'te-sin). Butyl para-aminobenzoate, $C_6H_4NH_2\,COO(C_4H_9)$, a local anesthetic, used in the form of dusting-powders, troches, ointments, or suppositories, or in the form of a solution in fatty oil. **b. picrate**, trinormal butyl para-aminobenzoate trinitrophenol, $C_6H_4.NH_2COO.(C_4H_9)_3C_6H_2(NO_2)_3OH$, a yellow powder combining the anesthetic properties of butesin with the antiseptic properties of picric acid. Used for surface anesthesia in the eye (in 1 . 1400 solution) and as a dressing for burns and other denuded lesions of the skin (in 1 per cent. ointment).

Buthus (bu'thus). A genus of scorpions. *B. carolinia'nus* occur in the southern United States.

butolan (bu'to-lan). A proprietary remedy for oxyuriasis. It is a carbamic acid ester of para-oxydiphenyl-methane Dose, 7½ gr. (½ gm.) three times a day for a week.

butter (but'er) [L. *buty'rum;* Gr. *βούτυρον*]. The oily mass procured by churning cream. **b. of antimony**, a concentrated acid solution, $SbCl_3$, of antimony trichlorid: used as a caustic application to tumors or ulcers. **b. of cacao** [L. *o'leum theobro'matis*], a fixed oil from the seeds of the chocolate plant, *Theobro'ma caca'o:* used in making suppositories, etc. **plasmon b.**, a mixture of plasmon, butter, water, and salt. **b. test.** See under *test*. **b. of tin**, stannic chlorid. **b. of zinc**, zinc chlorid, $ZnCl_2$: disinfectant.

butterfly (but'er-fli). 1. A mass of absorbent cotton with wing-shaped appendages: used mainly in uterine surgery. 2. A form of doubly wing-shaped skin-flaps.

butterine (but'er-ēn). An artificial substitute for butter, prepared mainly from beef-fat.

butternut (but'er-nut). See *Juglans*.

buttock (but'ok). The gluteal prominence, or breech, or either lateral half of the same.

button, Aleppo (but'n), furunculus orientalis. **Bagdad b., Biskra b.** See *furunculus orientalis*.

Boari b., a device analogous to the Murphy button for ureterocystostomy. **Chlumsky's b.**, a button for intestinal suture made of pure magnesium on the pattern of the Murphy button. **Cretan b.** See *Cancotica*. **dog b.**, nux vomica. **Jaboulay b.**, a device for lateral intestinal anastomosis, consisting of two button-like cylinders of metal which fit together on the screw and keyring principle through a small intestinal opening and without the aid of sutures **Lardennois's b.**, a modified form of Murphy button for intestinal anastomosis **mescal b.** See *mescal* **Murphy's b.**, a device for joining the ends of a divided intestine, consisting of two button-like plates of metal, each fitted with a collar having a hollow stem fastened to the center, one stem being smaller than the other, so as to fit into it. Each end of the cut intestine is passed over one of the buttons, and fastened around the collar by a suture; the smaller stem is inserted into the larger and the halves pressed together. **Muzzy's b.**, a tender point at the junction of the parasternal line with the line of the tenth costal cartilage, suggested as indicating inflammation of the diaphragmatic pleura. **quaker b.**, nux vomica. **Villard's b.**, a modified form of Murphy button.

button-scurvy. See *scurvy*.

buttonhole (but'n-hōl). A small straight incision into a cavity or organ. **mitral b.**, an advanced state of stenosis of the mitral orifice of the heart.

buttress foot (but'res). See under *foot*.

butyl (bu'til) A hydrocarbon radical, C_4H_9 or $CH_3.CH_2.CH_2.CH_2-$. **b. alcohol.** See under *alcohol*. **b. hydrid**, a hydrocarbon, C_4H_{10}, from petroleum· its vapor is an unsafe anesthetic

butylamin (bu-til-am'in). A ptomain, $C_4H_{11}N$ = $CH_3.CH_2\ CH_2\ CH_2\ NH_2$, from cod-liver oil diuretic sudorific, and probably poisonous.

butylcarbonic acid (bu"til-kar-bon'ik). Same as valerianic acid. See *acid*.

butylchloral hydrate (bu-til-klo'ral hi'drāt). A compound, trichlorbutylidin glycol, $CH_3\ CHCl\text{-}CCl_2\ CH(OH)_2$, resembling chloral hydrate, and sometimes prescribed for neuralgia. Dose, 2–15 gr (0.133–1 gm).

butylene (bu'til-ēn). A gaseous hydrocarbon, C_4H_8, in three isomeric forms.

butylethylmalonyl urea (bu"til-eth"il-mal"o-nil u-re'ah). See *butylethyl barbituric acid*, under *acid*.

butylhypnal (bu-til-hip'nal). A combination of antipyrin and butylchloral, in colorless needles hypnotic.

butylmercaptan (bu-til-mer-kap'tan). A thio-alcohol, C_4H_9SH; the active principle of the odoriferous gland of the skunk.

butyn (bu'tin). A proprietary local anesthetic for surface anesthesia in the eye and on mucous membranes. It is para-amino benzoyl gamma dinormal butyl amino propanol sulphate, $[NH_2.C_6H_4.CO_2\text{-}(CH_2)_3.N.(C_4H_9)_2]_2H_2SO_4$.

butyraceous (bu-tir-a'she-us). Of a buttery consistence.

butyrase (bu'ti-rās). Same as *butyrinase*.

butyrate (bu'ti-rāt). A salt of butyric acid.

butyric (bu-tir'ik). Derived from butter. **b. acid.** See under *acid*.

butyrin (bu'tir-in). A glycerid existing in butter, $C_3H_5(C_4H_7O_2)_3$: a liquid fat with an acrid, bitter taste.

butyrinase (bu'tir-in-ās). An enzyme of the blood-serum having the power of hydrolyzing butyrin.

butyroid (bu'tir-oid) [Gr. *βούτυρον* butter + *εἶδος* form]. Buttery; having buttery contents.

butyromel (bu-tir'o-mel). Fresh, unsalted butter, 2 parts, and honey, 1 part: a substitute for cod-liver oil.

butyrometer (bu-tir-om'et-er) [Gr *βούτυρον* butter + *μέτρον* measure]. An apparatus for estimating the proportion of butter in milk.

butyrone (bu'tir-ōn). A colorless liquid, $C_7H_{14}O$, or dipropyl ketone, distilled from calcium butyrate.

butyroscope (bu-ti'ro-skōp) [Gr. *βούτυρον* butter + *σκοπεῖν* to examine]. An instrument estimating the proportion of butter-fat in milk.

butyrous (bu'tir-us). Like butter, having a butter-like appearance.

buxin (buks'in). An alkaloid, $C_{18}H_{21}NO_2$, from the bark of the box, *Bux'us semper'virens;* the same in composition as bebeerin: tonic and febrifuge. Dose, 15–30 gr. (1–2 gm).

buyo (boo'yo). The Philippine Island name for betel. See *betel*. **b. cancer.** See *cancer*.

Buzzard's maneuver or **reflex** (buz'ardz) [Thomas *Buzzard*, London physician, 1831–1919]. See under *reflex*

B. V. Abbreviation for L. *bal'neum vapo'ris*, vapor bath.

bynin (bi'nin). 1. A prolamin found in malt. 2 A trade-name for liquid malt

bynogen (bi'no-jen). A proprietary casein-glycero-phosphate-dextrin-maltose preparation.

bynol (bi'nol). A proprietary combination of malt extract and cod-liver oil containing 30 per cent by volume of the oil.

by-product (bī-prod'ukt) A secondary product obtained during the manufacture of a primary product.

Byrd-Dew method (bird-du) [Harvey Leonidas *Byrd*, American physician, 1820–1884; James Harvie *Dew*, American physician, born 1843]. See under *method*.

byrolin (bi'ro-lin). A preparation of boric acid, glycerin, and lanolin: employed in skin diseases

byssaceous (bis-a'she-us) [Gr. *βύσσος* flax). Composed of fine flax-like threads

byssinosis (bis-in-o'sis) [Gr. *βύσσος* cotton, lint]. A form of pneumokoniosis due to the inhalation of cotton-dust in factories.

byssocausis (bis-o-kaw'sis) [Gr. *βύσσος* cotton + *καῦσις* burning]. Moxibustion, or cauterization by the moxa.

byssophthisis (bis-o-tis'is) [Gr. *βύσσος* cotton + *φθίσις* consumption]. Phthisis due to the inhalation of the dust of cotton-mills

byssus (bis'us) [L.; Gr. *βύσσος*]. Lint, charpie, or cotton.

bythium (bith'e-um). A supposed chemic element said to have been discovered in sulphur in 1897.

bythus (bith'us) [Gr. *βυθός* depth]. The lower portion of the abdomen.

C

C. 1. The chemic symbol for *carbon*. 2. An abbreviation for *centigrade*, *congius* (gallon), *closure*, *contraction*, *cathode*, *color-sense*, *cylinder*, *cervical*, and *clonus*

c. Abbreviation for *contact*.

c′. Symbol for *coefficient of partage*.

Ca. Symbol for *calcium*.

caapi (kah-ap′e). The root and rhizome of a vine, *Banisteria caapi*, of the Amazon basin. It has stimulant properties

caballine aloes (kab′al-in). See *aloes*.

cabbage, skunk- (kab′ij). A fetid, araceous plant of North America, *Symplocar′pus fœ′tidus:* stimulant and antispasmodic. Dose of fluidextract, 30–60 min. (2–4 c c.).

cabinet, Sauerbruch's (kab′in-et). A cabinet within which the air-pressure can be increased or diminished. It is used in operations on the chest, the patient's head being outside the cabinet, and his body and the surgeon within it.

Cabot's ring-bodies (kab′ots) [Richard C. *Cabot*, Boston physician, born 1868]. See *body*.

CaC_2. Calcium carbid.

cacæsthenic. See *cacesthenic*.

cacæsthesia. See *cacesthesia*.

cacao (kah-ka′o). The seeds of *Theobro′ma caca′o:* they afford cocoa, chocolate, and cacao-butter. **c.-butter.** See *butter of cacao*. **prepared c.**, a powder prepared from the roasted cured kernels of cacao seeds

cacatory (kak′at-o-re). Marked by severe diarrhea.

CaCC. Abbreviation for *cathodal closure contraction*.

cacesthenic, cacæsthenic (kah-es-then′ik). See *cacesthesia*. Having defective sense organs

cacesthesia, cacæsthesia (kak-es-the′ze-ah) [Gr. *κακός* bad + *αἴσθησις* sensation] Any morbid sensation or any disorder of sensibility.

caché (kash-e′) [Fr.]. An apparatus for making applications of radium, consisting of a cone of lead covered with paper and having a mica-covered window at the bottom.

cachectic (kak-ek′tik). Characterized by cachexia.

cachet (kah-sha′) [Fr.]. A lenticular capsule for inclosing a dose of unpleasant medicine.

cachexia (kak-eks′e-ah) [Gr *κακός* ill + *ἕξις* habit]. A profound and marked state of constitutional disorder; general ill health and malnutrition. **African c., negro c.**, chthonophagia, or geophagia; earth-eating. **c. aquo′sa**, Griesinger's disease. See *disease* **cancerous c.**, the weak, emaciated condition seen in cases of malignant tumor. **c. exophthal′mica.** Same as *goiter, exophthalmic*. **Grawitz's c.**, a condition resembling pernicious anemia, but without degeneration of the red blood-corpuscles, seen in old persons. **hypophyseal c.** See *Simmond's disease*, under *disease*. **c. hypophyseopri′va**, the train of symptoms resulting from total removal of the pituitary body, consisting of tumor, fibrillary twitchings, opisthotonos, bradycardia, hypothermia, apathy, and coma. **lymphatic c.** See *pseudoleukemia*. **malarial c.**, chronic malaria. **c. mercurial′is**, chronic mercurial poisoning. **negro c.** See *African c.* **pachyder′mic c.** See *myxedema*. **saturnine c.**, the condition seen in chronic lead-poisoning. **c. splen′ica, splenic c.**, enlargement of the spleen with progressive anemia. **c. strumipri′va**, myxedema caused by removal of the thyroid **strumous c.**, scrofula. **c. thyreoidectom′ica c., thyreopri′va.** Same as *c strumipriva*. **thyroid c.**, exophthalmic goiter. **tropical c.**, a general condition of ill health affecting residents in the tropics, frequently associated with disease of the liver or spleen. **urinary c.**, the cachectic condition seen in chronic suppurative disease of the kidney. It is marked by dyspepsia, loss of appetite, flatulence, tympanites, diarrhea, weakness, and mental depression. **verminous c.**, the condition of anemia and debility which accompanies infection with worms, especially ankylostoma.

cachexy (kak-eks′e). See *cachexia*.

cachinnation (kak-in-a′shun) [L. *cachinna′re* to laugh aloud]. Excessive, hysteric laughter.

cacidrosis (kak-id-ro′sis) [Gr. *κακός* bad + *ἵδρως* sweat]. Abnormal or malodorous sweating.

$CaCl_2$. Calcium chlorid.

$Ca(ClO_3)_2$. Calcium chlorate.

$CaCO_3$. Calcium carbonate.

CaC_2O_4. Calcium oxalate.

cacocholia (kak-o-ko′le-ah) [Gr *κακός* bad + *χολή* bile] Abnormal condition of the bile.

cacochylia (kak-o-ki′le-ah) [Gr *κακός* bad + *χυλός* chyle]. Abnormality of the gastric juice.

cacochymia (kak-o-ki′me-ah)[Gr. *κακός* bad + *χυμός* chyme] 1 Same as *cacochylia*. 2 Abnormal metabolism.

cacodol (kak′o-dol) An arsenic compound used as a tonic in phthisis

cacodyl (kak′o-dil) [Gr *κακός* bad + *ὀζειν* to smell + *ὕλη* matter] Dimethylarsin, a colorless liquid, $(CH_3)_2As—As(CH_3)_2$, with an offensive odor It gives off a poisonous vapor and is inflammable when exposed to air. **c. cyanid,** a white powder which, when exposed to the air, gives off an extremely poisonous vapor

cacodylate (kak-od′il-āt). A salt of cacodylic acid. The cacodylates are used in skin diseases, tuberculosis, malaria, and other conditions where arsenic is indicated.

cacodyliacol (kak-o-dil-i′ak-ol). Guaiacol cacodylate, $CH_3\,AsO_2(C_6H_4\,O\,CH_3)$ used in tuberculosis Dose, $\frac{1}{2}$–$\frac{3}{4}$ gr (0 03–0 04 gm.).

cacodylic acid (kak-o-dil′ik). See under *acid*.

cacoëthes (kak-o-e′thēz) [Gr.]. A bad habit **c. operan′di**, undue eagerness to perform surgical operations, tomomania

cacoëthic (kak-o-e′thik) [Gr. *κακός* bad + *ἦθος* disposition] Ill-conditioned, malignant.

cacogenesis (kak-o-jen′es-is) [Gr *κακός* bad + *γένεσις* development]. Abnormality in structure; monstrosity.

cacogenic (kak-o-jen′ik). 1. Having a tendency toward race degeneracy. 2. Pertaining to cacogenesis.

cacogenics (kak-o-jen′iks) [Gr. *κακός* bad + *-γεν* to produce]. Race deterioration from bad sexual selection.

cacogeusia (kak-o-gu′se-ah) [Gr. *κακός* bad + *γεῦσις* taste] A bad taste.

cacolet (kak′o-lā). A chair suspended from a pack-saddle for transporting the wounded.

cacomelia (kak-o-me′le-ah) [Gr. *κακός* bad + *μέλος* limb]. Congenital deformity of a limb.

cacomorphosis (kak″o-mor-fo′sis) [Gr. *κακός* bad + *μόρφη* form]. Malformation.

Caconema (kak-o-ne′mah) A genus of nematodes resembling *Heterodera*.

cacoplastic (kak-o-plas′tik) [Gr. *κακός* bad + *πλαστικός* forming]. Susceptible of only an imperfect organization.

cacorhythmic (kak-o-rith′mik) [Gr. *κακός* bad + *ῥυθμος* rhythm]. Marked by irregularity of rhythm.

cacosmia (kak-oz′me-ah) [Gr. *κακός* bad + *ὀσμή* smell]. A bad odor; stench.

cacostomia (kak-o-sto′me-ah) [Gr. *κακός* bad, foul + *στόμα* mouth]. A foul or gangrenous state of the mouth.

cacothenic (kak-o-then'ik). Pertaining to cacothenics.

cacothenics (kak-o-then'iks) [Gr. *κακός* bad + *θῆνια* state of being]. Race deterioration through bad environment and surroundings.

cacotrophy (kak-ot'ro-fe) [Gr. *κακός* ill + *τροφή* nourishment]. Malnutrition; impaired or disordered nourishment.

cactin (kak'tin). 1. An active principle from *Ce'reus grandiflo'rus*. 2. A red coloring-matter from *Ce'reus specio'sus* and other cacti.

cactina (kak-ti'nah). A proprietary preparation of cacti of the genus *Ce'reus* It is recommended as a substitute for digitalis in heart disease.

Cactus (kak'tus) [Gr. *κάκτος* a thorny plant]. 1. A genus of cactaceous plants. 2. Any cactaceous plant or species **C. grandiflo'rus**, the night-blooming cereus, preparations of which are spinal, cardiac, and vasomotor stimulants. Dose of tincture, 15–20 min (1–1.333 c.c.); of fluidextract, 5–10 min (0.333–0.666 c.c.).

cacumen (kak-u'men), pl. *cacu'mina* [L.]. 1. The top or apex of an organ. 2. The top and uppermost branchlets of a plant. 3. A part of the superior vermiform process of the cerebellum.

cacuminal (kak-u'min-al). Pertaining to the cacumen.

cadaver (kad-av'er), pl. *cadav'era* [L.]. The human body after death; a corpse.

cadaveric (kad-ah-ver'ik). Of, or pertaining to, a cadaver.

cadaverin (kad-av'er-in) [L. *cadav'er* corpse]. A ptomain, pentamethylendiamin, $NH_2.CH_2(CH_2)_3-CH_2.NH_2$: a thick liquid having a foul smell. It is sometimes one of the products of the Finkler-Prior bacillus (*Vib'rio pro'teus*) and of the comma-bacillus. It is pathogenic, producing suppuration.

cadaverous (kad-av'er-us). Resembling a corpse.

cade oil (kād) [L. *o'leum cadi'num*]. A tarry oil, from *Junip'erus oxyce'drus:* used in various skin diseases.

cadechol (kad'ek-ol). An addition product of camphor and desoxycholic acid containing 28 per cent. of camphor. used as a heart tonic.

caderas (kad-e'ras). See *mal de caderas*.

Cadets' fuming liquid (kad-āz') [Louis Claude *Cadet* de Gassicourt, French chemist, 1731–1799]. See *alcarsin*.

cadinene (kad-in'ēn). A terpene, $C_{15}H_{24}$, from the oils of cade, savin, cubebs, and camphor.

cadmium (kad'me-um) [Gr. *καδμία* calamin]. A bivalent metal, not unlike tin in appearances and properties; symbol, Cd, atomic weight, 112.4: its salts are poisonous. **c. bromid**, a poisonous substance, $CdBr_2$. **c. iodid**, a compound, CdI_2. Its ointment (*unguen'tum cad'mii iod'idi*) is used in glandular and skin diseases. **c. oleate**, a preparation used in various skin diseases. **c. salicylate**, a salt, $(C_6H_4(OH)CO_2)_2Cd + H_2O$, in fine, white, tabular crystals, or in an amorphous powder. It is antiseptic, and is used in treating purulent ophthalmia. **c. sulphate**, a salt, $CdSO_4$, weak solutions of which are used as astringents in eye, ear, and urethral inflammations. **c. sulphid, c. yellow**, CdS, is employed in the arts as a pigment.

Ca. D. Te. Abbreviation for *cathodal duration tetanus*.

caduceus (kad-u'se-us). The wand of Hermes or Mercury, the messenger of the gods: used as a symbol of the medical profession.



Caduceus.

caducous (kad-u'kus) [L. *cad'ere* to fall] Falling off; deciduous.

cæcitas (ses'it-as). Latin for "blindness."

cæcum, cæsium, and other words in *cæ-*. See *cecum, cesium*, etc.

cæ'cus mi'nor ventric'uli. The cardiac part of the stomach.

Cælius Aurelia'nus (se'le-us). A distinguished physician and medical writer, born at Sicca, Numidia, between 100 and 300 A. D. Two of his works in Latin are extant, "De Morbis Chronicis" and "De Morbis Acutis."

Cæsarean. See *cesarean*.

cafacetan (kaf-as'et-an). A proprietary preparation containing caffein and acetanilid: used as an antineuralgic.

caffea (kaf'e-ah). Latin for "coffee."

caffeic acid (kaf-e'ik). See *acid*.

caffeidin (kaf-e'id-in). A crystalline alkaloid, $C_7H_{12}N_4O$, produced by treating caffein with barium hydroxid.

caffein (kaf'e-in) [L. *caffei'na*]. An alkaloid, $C_8H_{10}N_4O_2$, or trimethyl xanthin, occurring in long, silky needles, soluble in water and alcohol, and obtainable from coffee, tea, guarana, and maté. It is a nerve and heart stimulant, a diuretic, and a retarder of tissue waste. It is used in heart disease, dropsy, migrain, and opium-poisoning Dose, 1–3 gr. (0.06–0.2 gm.). **c. borocitrate,** a white, soluble powder: sedative and antiseptic. **c. carbolate, c. phenate,** a sedative and antiseptic: used subcutaneously. **c. chloral,** a soluble crystalline combination of caffein and chloral, $C_8H_{10}N_4O_2-CCl_3COH$: analgesic and sedative. Dose, 3–5 gr. (0.2–0.3 gm.). **c. citrate** (more correctly called *citrated caffein*), a combination of caffein and citric acid, $C_8H_{10}N_4O_2.C_6H_8O_7$. Dose, 1–3 gr. (0.066–0.2 gm.). **c. hydrobromid,** a diuretic: used subcutaneously. **c. nitrate,** a salt, in yellowish, needle-like crystals. **c. phthalate,** a sedative and antiseptic: used subcutaneously. **c. sodiocinnamate,** an antiseptic and sedative agent, resembling the corresponding benzoate. **c. sodium benzoate,** a white, crystalline, and crusty substance, sedative and antiseptic; often used subcutaneously. **c. triiodid,** a remedy, in dark-green prisms, $(C_8H_{10}N_4O_2I_2\,HI)_3 + 3H_2O$: used as an iodin substitute Dose, 2–4 gr (0.13–0.26 gm.). **c. valerianate,** a compound used in whooping-cough and hysteric vomiting.

caffeinism (kaf'e-in-izm). A morbid condition due to excess in the use of coffee.

caffeone (kaf'e-ōn). An aromatic principle from roasted coffee: said to have hypnotic properties.

cagot (kag'ō). A cretin of the Pyrenees.

cahinca (kah-hing'kah). The root of *Chiococ'ca race mo'sa* and *C. anguif'uga*, rubiaceous plants of tropical America: purgative and diuretic.

cahincin (kah-hin'sin). A bitter, crystallizable glucosid, $C_{40}H_{64}O_{18}$, from cahinca. Dose, as a diuretic and cathartic, 2–4 gr. (0.13–0.26 gm.); as an emetic, 8–15 gr. (0.5–1 gm.).

CaH_2O_2. Calcium hydroxid.

cainotophobia (ki-no-to-fo'be-ah) [Gr. *καινοτης* novelty + *φόβος* fear]. Morbid aversion from anything novel.

caisson-disease (kā'son). See *disease*.

Cajal (ka-hal'). See *Ramón y Cajal*.

cajeput, cajuput (kaj'e-put, kaj'u-put). The *Melaleu'ca leucaden'dron*, a myrtaceous East Indian tree: its leaves afford a greenish, volatile oil (*oil of cajeput*): used for toothache, rheumatism, and various intestinal disorders. Dose, 2–10 min. (0.13–0.65 c.c.). **spirit of c.,** a 2 per cent. alcoholic solution of oil of cajeput. Dose, ½–1 fl.dr. (2–4 c.c.).

cajeputene (kaj'ep-ut-ēn). A liquid hydrocarbon, $C_{10}H_{16}$, obtainable from oil of cajeput: anthelmintic, anodyne, and antispasmodic. Dose, 2–10 min. (0.123–0.666 c.c.).

cajeputol (kaj'e-pu-tol). An eleopten from oil of cajeput, $C_{10}H_{16}.H_2O$: used like cajeputene.

caked breast (kākt). See *stagnation mastitis* under *mastitis*.

Cal. Abbreviation for *large calorie.*

cal. Abbreviation for *small calorie.*

Calabar bean (kal'ab-ār). Same as *Physostigma.* **C. swellings.** See *swelling.*

calabarin (kal-ab'ar-in). An alkaloid from Calabar bean. **c. sulphate,** has been somewhat employed in medicine: it is an active poison. Dose, $\frac{1}{75}$ gr. (0.001 gm.).

calabazilla (kal"ab-ah-zēl'yah) [Sp.]. A squash, *Cucur'bita peren'nis:* its macerated root is used in California for hemorrhoids.

calage (kah-lahzh') [Fr.]. Propping with pillows to immobilize the viscera and thus relieve seasickness.

calamine (kal'am-īn). A native zinc carbonate **prepared c.,** calamine calcined, washed, and pulverized: used in preparing the *unguen'tum calami'næ* and as a dusting-powder.

calamus (kal'a-mus) [L. for "reed"]. 1. The plant *Ac'orus cal'amus* and its aromatic rhizome. It is a carminative and stimulant tonic: its extract, fluidextract, and tincture are used as medicines. Dose of fluidextract, 10–20 min. (0.6–1.25 c.c.); of tincture, 1 fl dr (4 c.c.). 2. A genus of ratan-palms. *C. dra'co* affords the best dragon's-blood of commerce. **c. scripto'rius,** "writers' pen," a space at the lower part or floor of the fourth ventricle, between the restiform bodies.

calaya (kal-a'yah). An extract prepared from the fruit of *Annes'lia febrif'uga:* antiperiodic. Dose, 30 gr. (2 gm.).

calbroben (kal'bro-ben). Sabromin

calcalith (kal'kal-ith). A proprietary uric-acid solvent consisting of calcium carbonate, lithium, and colchicin.

calcaneal, calcanean (kal-ka'ne-al, -ka'ne-an). Pertaining to the calcaneum.

calcaneitis (kal-ka-ne-i'tis). Inflammation of the calcaneum or os calcis.

calcaneo-astragaloid (kal-ka"ne-o-as-trag'al-oid). Pertaining to the calcaneum and astragalus.

calcaneocavus (kal-ka"ne-o-ka'vus). Club-foot in which calcaneus is combined with cavus.

calcaneocuboid (kal-ka"ne-o-ku'boid). Pertaining to the calcaneum and cuboid bone.

calcaneofibular (kal-ka"ne-o-fib'u-lar). Pertaining to the calcaneum and the fibula.

calcaneonavicular, calcaneoscaphoid (kal-ka"ne-o-nav-ik'u-lar, kal-ka"ne-o-ska'foid). Pertaining to the calcaneum and scaphoid bone.

calcaneoplantar (kal-ka"ne-o-plan'tar). Pertaining to the calcaneum and the sole of the foot.

calcaneotibial (kal-ka"ne-o-tib'e-al). Pertaining to the calcaneum and tibia.

calcaneovalgocavus (kal-ka"ne-o-val"go-ka'vus). Club-foot in which calcaneus, valgus, and cavus are combined.

calcaneum (kal-ka'ne-um), pl *calca'nea* [L.]. The heel-bone, or os calcis; the irregular quadrangular bone at the back of the tarsus.

calcaneus (kal-ka'ne-us) [L.]. 1 [B N A] Same as *calcaneum.* 2. Club-foot in which the heel only touches the ground.

calcanodynia (kal"ka-no-din'e-ah) [*calcanum* + Gr. *ὀδύνη* pain]. Pain in the region of the os calcis, pain in the heel.

calcar (kal'kar) [L. for "spur"]. The hippocampus minor. **c. a'vis,** the hippocampus minor. **c. femora'le,** a vertical lamina of strong tissue in front of the lesser trochanter, serving to strengthen the neck of the femur. **c. pe'dis,** the heel.

calcarea (kal-ka're-ah) [L.]. Lime; calcium oxid or hydroxid. **c. carbon'ica,** a homeopathic preparation made from the middle layer of the oyster shell: used in rickets, scrofula, acid dyspepsia, etc. **c. chlora'ta,** chlorinated lime: a disinfectant and bleaching agent. **c. fluor'ica,** a homeopathic preparation of fluorspar, given in tumors of bone, varicose veins, and cataract. **c. hy'drica,** a solution of calcium hydroxid; liquor calcis, or lime-water. **c. phosphor'ica,** precipitated calcium phosphate. **c. us'ta,** quicklime or caustic lime; calcium oxid or unslaked lime.

calcareous (kal-ka're-us) [L. *calca'rius*]. Pertaining to or containing lime or calcium; chalky.

calcarine (kal'kar-in) [L. *calcari'nus* spur-shaped]. Spur shaped.

calcariuria (kal-ka-re-u're-ah) [L. *calca'rius* containing lime + Gr. *οὖρον* urine]. The presence of lime salts in the urine.

calcemia (kal-se'me-ah) [*calcium* + Gr. *αἷμα* blood] The presence of an abnormally large amount of calcium in the blood

calcic (kal'sik). Of, or pertaining to, lime or to calcium.

calcicosis (kal-sik-o'sis) [L *calx* lime]. Marble-cutters' phthisis, pneumonia due to the inhalation of marble-dust.

calcidin (kal'sid-in). A combination of iodin and calcium: used in croup in doses of $\frac{1}{3}$–1 gr. (0.022–0.065 gm.).

calcific (kal-sif'ik). Forming lime.

calcification (kal"sif-ik-a'shun) [L. *calx* lime + *fa'cere* to make]. The process by which organic tissue becomes hardened by a deposit of calcium salts within its substance. **metastatic c.,** that which results from an excess of the lime-salts of the blood, such as may occur as a consequence of osteomalacia.

calcigerous (kal-sij'er-us) [L. *calx* lime + *ger'ere* to bear]. Producing calcium salts.

calcimeter (kal-sim'et-er) [*calcium* + Gr. *μέτρον* measure]. An instrument for estimating the amount of calcium present, as in the blood.

calcination (kal-sin-a'shun) [L. *calcina're* to char]. The process of roasting or reduction to a powder or of drying by heat.

calcine (kal'sīn). To perform calcination.

calcipexy (kal'sip-ek-se) [*calcium* + Gr. *πηγνύναι* to fix or fasten]. Fixation of calcium to tissues within the organism.

calciphilia (kal-sif-il'e-ah) [*calcium* + Gr. *φιλεῖν* to love]. A tendency to absorb lime salts from the blood and thus to become calcified.

calciprivic (kal-sip-ri'vik) [*calcium* + L *privus* without]. Pertaining to a deficiency or absence of calcium.

calcium (kal'se-um) [L. *calx* lime]. A yellow metal, the basic element of lime. Symbol, Ca; atomic weight, 40.07. It is found in nearly all organized tissues. **c. acetate,** a resolvent, $Ca(C_2H_3O_2)_2$: useful in tuberculosis and in psoriasis. **c. benzoate,** a compound, $Ca(C_6H_5CO_2)_2 + 3H_2O$, employed in nephritis and the albuminuria of pregnancy. Dose, 5–10 gr. (0.32–0.65 gm.). **c. bisulphite,** a colorless, strong-smelling fluid, $Ca(HSO_3)_2$: an active antiseptic, for use in gargles and washes. **c. borate,** an antiseptic agent, $Ca_3(BO_3)_2$: used externally as a dusting-powder and internally for diarrhea. Dose, 3–9 gr. (0.2–0.6 gm.). **c. boroglycerid,** a glassy hygroscopic and antiseptic agent prepared from calcium borate and glycerin. **c. bromid,** a sedative, $CaBr_2$: used in epilepsy and insomnia Dose, 20–30 gr. (1.3–2 gm.). **c. cacodylate,** a calcium salt of cacodylic acid $[(CH_3)_2AsO.O]_2Ca$. used the same as the sodium salt. **c. carbid,** CaC_2, a caustic substance used in the generation of acetylene gas **c. carbonate,** chalk, $CaCO_3$, occurring in bones, shells, etc., and prepared artificially. It is astringent and antacid: used in dyspepsia, colic, diarrhea, and locally as a dusting-powder. Preparations and doses chalk-mixture, 1 oz. (30 c.c.); compound chalk-powder, 20–60 gr. (1.3–4 gm.).

c. caseinate, casein from cow's milk rendered partially soluble by combination with calcium. It is mixed with milk for use in diarrheal disease of infancy. **c. chlorid,** a white, hygroscopic powder, $CaCl_2$; resolvent disinfectant: used in enlarged glands and uterine and ovarian tumors. Dose, 10–20 gr. (0.6–1.3 gm.). **c. cresylate,** a syrupy preparation of calcium hydroxid and cresol a good disinfectant. **c. cyanamid.** See *cyanamid.* **c. dibrombehenate.** See *sabromin.* **c. dithiocarbonate,** an orange-red crystalline powder, $CaCOS_2$ used in skin diseases. **c. eosolate,** an odorless and tasteless soluble powder, $(C_9H_7S_2O_{12})_2.Ca_3$, antitubercular and antiseptic: used in bronchial and pulmonary diseases and in diabetes. Dose, 5–15 gr. (0.3–1 gm.) **c. ferrophospholactate,** a salt used in the treatment of rickets and tuberculosis. Dose, 3–7½ gr. (0.2–0.5 gm.) **c. fluorid,** CaF_2, occurs in the bones and teeth. **c. glycerophosphate,** a white, crystalline powder, soluble in water; $C_3H_5(OH)_2OPO_3Ca$. used in neurasthenia, etc. Dose, 3–4½ gr. (0.2–0.3 gm.). **c. hippurate,** a soluble white powder: used to remove any excess of uric acid from the system. Dose, 7½ gr. (0.5 gm.). **c. hydrosulphid,** $Ca(SH)_2$: a depilatory: called *Martin's depilatory.* **c. hydroxid, c. hydrate,** $Ca(OH)_2$, slaked lime. See under *lime.* **c. hypophosphite,** $Ca(H_2PO_2)_2$: used as a food-medicine in tuberculosis and rickets. Dose, 10–30 gr. (0.6–2 gm.). **c. iodate,** an antipyretic and antiseptic salt, $Ca(IO_3)_2 + 6H_2O$. **c. iodid,** CaI_2, an irritant antiseptic: used in erysipelas, tuberculosis, scrofula, etc. Dose, 1–3 gr. (0.06–0.2 gm.). **c. iodobehenate.** See *sajodin.* **c. lactate,** $Ca(C_3H_5O_3)_2 + 5H_2O$, is used in rickets and scrofula. Dose, 3–7½ gr. (0.2–0.5 gm.). **c. lactophosphate,** a mixture of calcium lactate, calcium acid lactate, and calcium acid phosphate. used in tuberculosis Dose, 5–10 gr. (0.32–0.65 gm.). **c. loretinate, basic,** a salt in slender, cream-colored needles, $Ca(I.O.C_2N_4SO_3)$. **c. loretinate, normal,** an orange-red powder, $Ca(I\,OH\,C_9H_4N.SO_3)_2H_2O$: antiseptic. **c. nitrate,** $Ca.(NO_3)_2$ a white efflorescence that forms on the walls of rooms where urine evaporates. **c. oxalate,** CaC_2O_4, occurs in the urine in crystals and in certain calculi **c. oxid,** lime or quicklime, CaO, a corrosively alkaline and caustic earth. **c. permanganate,** a crystalline salt, $Ca(MnO_4)_2 + 5H_2O$ used internally in the diarrhea of children. Dose, ¾–2 gr. (0.040–0.13 gm.). **c. peroxid,** a light cream-colored powder, CaO_2, insoluble in water, but gradually decomposed with the liberation of oxygen **c. phenolsulphonate.** Same as *c. sulphocarbolate* **c. phosphates** are six in number: (1) Normal calcium orthophosphate, $Ca_3(PO_4)_2$, bone phosphate (*cal'cii phos'phas præcipita'tus,* U. S. P.), occurring in bones and teeth, and in nearly all the fluids and excreta of the body used as a food medicine. Dose, 5–10 gr. (0.33–0.65 gm.). (2) Stellar phosphate, or monohydric orthophosphate, $CaHPO_4$, occurs in some urinary calculi. (3) Tetrahydric calcium orthophosphate, $CaH_4(PO_4)_2$, occurs in the brain, and forms the phosphate of acid urine and other acid body fluids. (4) Calcium metaphosphate, $Ca(PO_3)_2$. (5) Calcium pyrophosphate, $Ca_2P_2O_7$. (6) Calcium hypophosphate, $CaPO_3 + H_2O$. **c. salicylate,** a white, tasteless, crystalline powder, $Ca(OH.C_6H_4.CO.O)_2 + 2H_2O$ useful in intestinal diseases. Dose, 7–20 gr. (0.45–1.3 gm.). **c. santonate,** an anthelmintic remedy. Dose, ½–1½ gr. (0.03–0.1 gm.). **c. sucrate,** a compound of lime and saccharose. administered for rheumatism in the syrup of lime. **c. sulphate,** a compound occurring in the form of gypsum, $2CaSO_4 + H_2O$, and as burnt gypsum or plaster-of-Paris, $CaSO_4$. See *plaster-of-Paris* and *gypsum.* **c. sulphid,** a compound, CaS. The calcium sulphid of pharmacy is the same as *calx sulphu'rata.* **c. sulphite,** a compound, $CaSO_3$: used in septic and zymotic diseases. **c. sulphocarbolate,** a white, crystalline substance, $Ca(C_6H_5SO_4)_2 + 6H_2O$, soluble in water. used as an astringent and antiseptic in diarrhea, cholera morbus, intestinal ulcer, etc. Dose, 4½–15 gr. (0.3–1 gm.). **c. sulphydrate,** a preparation of sulphureted calcium: used as a depilatory. **c. tungstate,** a crystalline substance, $CaWO_4$, used for coating the screens of fluoroscopes.

calcoglobulin (kal-ko-glob'u-lin). The form of albumin which occurs in calcifying tissue.

calcoid (kal'koid). A tumor or new-growth of the tooth-pulp.

calcospherite (kal-ko-sfēr'īt). One of the small globular bodies formed during the process of calcification, by chemic union between the calcium particles and the albuminous organic matter of the intercellular substance. These cells coalesce to form calcoglobulin.

calcreose (kal'kre-ōs). A proprietary preparation of beechwood creosote and lime: used in pulmonary and gastro-intestinal affections

calculary (kal'ku-la-re). Pertaining to calculus.

calculifragous (kal-ku-lif'rag-us) [*calculus* + L. *fran'gere* to break]. Breaking a bladder stone; lithotritic.

calculosis (kal-ku-lo'sis). The presence of calculus.

calculous (kal'ku-lus). Pertaining to, of the nature of, or affected with, calculus.

calculus (kal'ku-lus), pl *cal'culi* [L for "pebble"]. An abnormal concretion occurring within the animal body, and usually composed of mineral salts **alternating c.,** a urinary calculus made up of successive layers of different composition. **alvine c.,** a concretion in the intestine formed by hardening of portions of the fecal contents **arthritic c.,** a deposit in or near a joint in gout. It is usually composed of sodium urate, sometimes of calcium urate. Called also *chalk-stone.* **aural c.,** a lump of hardened cerumen in the external meatus of the ear. **biliary c.,** a gall-stone, found mainly in the biliary passages and gall-bladder sometimes within the liver. It is composed of cholesterin, bile-pigment, and other organic matter, mixed with inorganic salts **blood c.,** a phlebolith, or concretion of coagulated blood. **bronchial c.,** a concretion in an air-passage. **calcium oxalate c.,** hard rough calculi composed of calcium oxalate. **cholesterol c.,** calculi formed of cholesterol. **coral c.,** a branched, coral-like calculus found in the pelvis of the kidney **cutaneous c.** See *milium* **cystin-c.,** a soft variety of urinary calculus composed of cystin. **dendritic c.** Same as *coral c* **dental c.,** the tartar of the teeth. It consists of a salivary deposit of calcium phosphate and carbonate with organic matter, and also the serumal deposit of matter from the blood. **encysted c.,** a urinary calculus inclosed in a sac developed from the wall of the bladder **fibrin c.,** urinary calculi formed from blood-clots **fusible c.,** a calculus formed of a mixture of calcium phosphate and triple phosphates which fuses to a black, enamel-like mass under the blow-pipe. **hematogenic c.,** calculus produced by the blood, as the serumal tartar on the teeth. See *serumal c.,* also *tartar.* **hemic c.,** a calculus developed from a blood-clot. **hemp-seed c.,** a small, smooth, and pale urinary calculus of calcium oxalate of the size and shape of a hempseed. **hepatic c.,** a gall-stone formed and remaining in the substance of the liver. **indigo c.,** calculus formed by oxidation of the indican of the urine. **intestinal c.** See *enterolith.* **lacteal c.,** mammary calculus. **lung c.,** concretions formed in the bronchi by accretion about an inorganic nucleus, or from calcified portions of lung tissue. Called also *lung stones.* **mammary c.,** a concretion in one of the lactiferous ducts. **mulberry c.,** a urinary calculus of lime oxalate, so called from its shape. **nasal c.** See *rhinolith.* **ovarian c.,** an enlarged and calcified corpus luteum. **pancreatic c.,** a concretion formed in

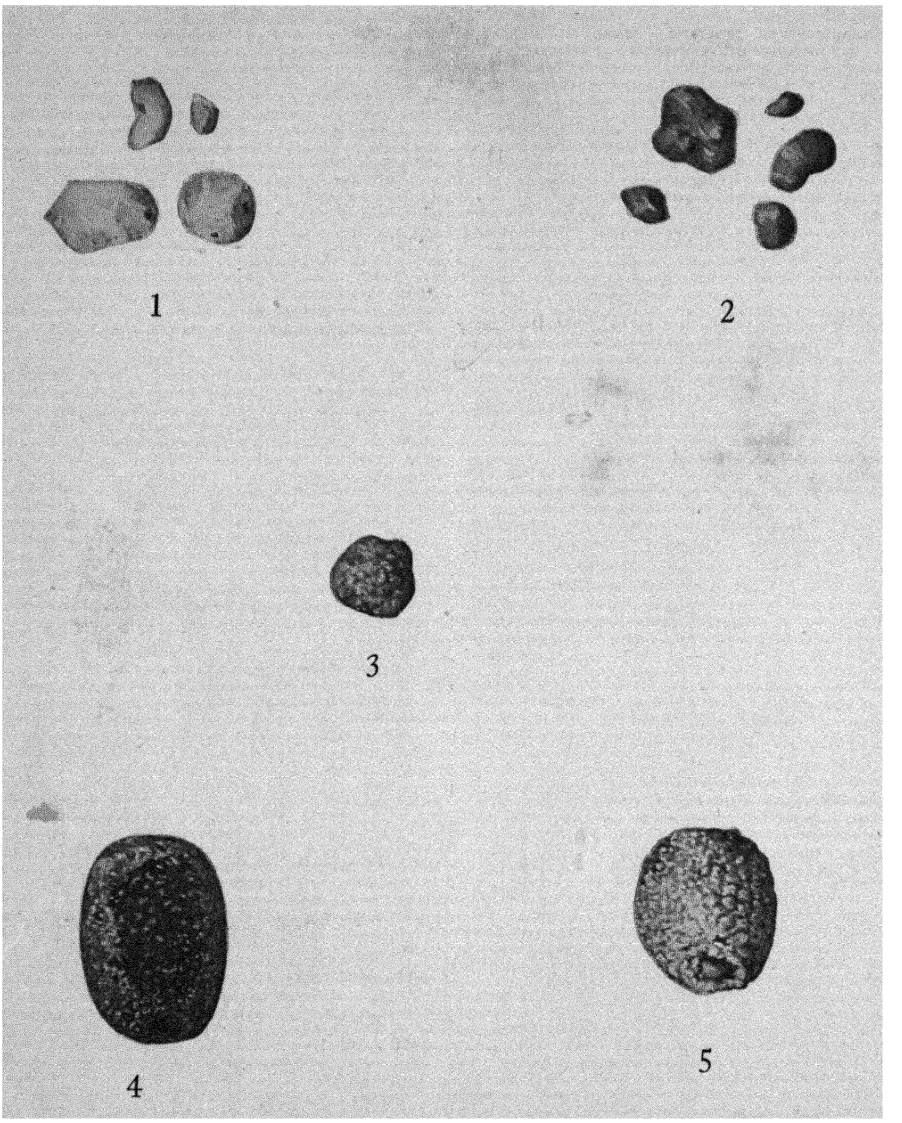

BILIARY CALCULI—GALL-STONES. (MOYNIHAN).

1, Almost free cholesterin; 2, cholesterin and bilirubin-calcium; 3, a stone removed from the ampulla of Vater, 4, a stone removed from the common duct, 5, a stone removed from the cystic duct.

the pancreatic duct from calcium carbonate with other salts and organic materials. **phosphate c.**, calculi composed of calcium oxalate and ammonium urate. **pocketed c.** Same as *encysted c* **prostatic c.**, a concretion formed in the prostate, chiefly of calcium carbonate and phosphate. **renal c.**, a calculus occurring in the kidneys. **salivary c.** 1. A concretion sometimes formed in a salivary duct, consisting mainly of calcium salts. 2. The tartar formed on neglected teeth. **serumal c.**, a calculus formed about a tooth and caused by the exudation of serous matter of diseased gums. **shellac c.**, a gastrolith caused by drinking shellac varnish. **spermatic c.**, a concretion in a seminal vesicle. **stomachic c.**, a bezoar or other concretion in the stomach: a gastrolith. **struvit c.**, a urinary calculus composed of very pure ammoniomagnesium phosphate, forming the hard crystals known to mineralogists as struvit **submorphous c.**, a calculus made up of molecules of a crystalline salt, together with molecules of the colloid matter in which the salt is contained. **tonsillar c.**, a calcareous concretion in a tonsil **urate c.**, calculi composed of urates, occurring chiefly in newborn or young infants. **uric-acid c.**, hard, yellow or reddish-yellow calculi formed from uric acid. **urinary c.**, a calculus in any part of the urinary tract. It is *vesical* when lodged in the bladder (stone, gravel), and *renal* when in the pelvis of the kidney **urostealith c.**, urinary calculi formed of fatty matter. **uterine c.**, an intra-uterine concretion formed mainly by the calcareous degeneration of a tumor; a womb-stone. **vesical c.**, a form found in the urinary bladder **vesicoprostatic c.**, a prostatic calculus extending into the bladder. **xanthic c.**, a urinary calculus composed mainly of xanthin.

calcusol (kal'ku-sol). A proprietary preparation of potassium carbonate and piperidin parasulphamin-benzoate used in gout and rheumatism.

Caldani's ligament (kahl-dah'nēz) [Leopoldo Marco Antonio *Caldani*, Italian anatomist, 1725–1813]. See under *ligament*.

Caldwell-Luc operation (kald'wel-lŭk) [Henry *Luc*, French laryngologist, born 1855]. See under *operation*.

Calef. Abbreviation for L. *calefac'tus*, warmed.

calefacient (kal-e-fa'shent) [L. *cal'idus* warm + *fa'cere* to make]. Exciting warmth; causing a sense of warmth.

Calendula (kal-en'du-lah) [L.]. A genus of composite-flowered plants. *C. officina'lis*, pot-marigold, is stimulant and resolvent, and is used externally as a vulnerary. Dose of tincture, 10 min. (0.6 c.c.).

calendulin (kal-en'du-lin). A mucilaginous principle from *Calen'dula officina'lis*.

calentura (kahl-en-too'rah) [Sp. "fever"]. See *calenture*.

calenture (kal'en-tūr) [Sp. *calentu'ra*]. Sunstroke, or thermic fever. the name is applied also to various tropical fevers

calf (kahf) [L. *su'ra*] The fleshy mass formed by the gastrocnemius muscles at the back of the leg, below the knee. **gnome's c.**, a full rounded calf due to pseudohypertrophic paralysis.

calf-bone. The fibula.

caliber (kal'ib-er). The diameter of a canal or tube.

calibrator (kal'ib-ra-tor) [Fr. *calibre*, the bore of a gun]. An instrument for dilating the urethra or for measuring the lumen of a passage.

caliculus (kal-ik'u-lus). Calyculus.

caligation (kal-ig-a'shun). Same as *caligo*.

caligo (kal-i'go) [L.]. Dimness of vision. **c. cor'neæ**, obscurity of vision due to an opacity of the cornea. **c. len'tis**, cataract. **c. pupil'læ**, synizesis.

calioben (kal-i'o-ben). See *sajodin*.

calipeptone (kal-ip-ep'tōn). A proprietary preparation of berberin, calisaya, nux vomica, xanthoxylum, and pepsin. used in gastric neuroses.

calipers (kal'ip-erz). Compasses with bent legs.

calisaya (kal-is-a'yah) The bark of *Cincho'na calisa'ya;* yellow Peruvian bark

calisthenics (kal-is-then'iks) [Gr. καλός beautiful + σθένος strength]. A system of light gymnastics for girls.

calix (ka'liks), pl. *ca'lices* [L.]. A cup-shaped organ or cavity; especially any one of the recesses of the pelvis of the kidney which inclose the pyramids.

callaquol (kal'ak-wol). A proprietary preparation of oxytricarballylic acid ester, flavored with oil of thyme· used for wet-packing in pneumonia, pleurisy, meningitis, peritonitis, etc

Callaway's test (kal'a-wāz) [Thomas *Callaway*, English physician of the nineteenth century]. See under *tests*.

Calleja's islets (kal-ya'hahz). See under *islet*

callenders (kal'en-ders). Same as *mallanders*.

Calliandra (kal-e-an'drah). See *pambotano*.

Callicarpa (kal-e-kar'pah). See *matura*.

Calliphora (kal-if'o-rah). A genus of scavenger flies which deposit their eggs in decaying matter, on wounds, or in the openings of the body. **C. vomito'ria**, the common blow-fly or bluebottle, whose larvæ may cause intestinal trouble. Other species are *C. aza'rea*, *C. erythroceph'ala*, and *C. lionen'sis*



Calliphora vomitoria

callisection (kal-is-ek'shun) [L. *cal'lus* insensibility + *sec'tio* a cutting]. Vivisection of animals that have been anesthetized.

Callisen's operation (kal'is-enz) [Hendrik *Callisen*, an eminent Danish surgeon, 1740–1824]. See under *operation*.

Callison's fluid (kal'is-unz) [James S. *Callison*, physician in New York, born 1873] See under *fluid*.

callosal (kal-o'sal). Pertaining to the corpus callosum.

callositas (kal-os'it-as) [L.]. Callosity.

callosity (kal-os'it-e) [L. *callos'itas*, from *cal'lus*]. A circumscribed thickening of the skin, and hypertrophy of the horny layer, due to friction, pressure, or other irritation.

callosomarginal (kal-o''so-mar'jin-al). Pertaining to the callosal and marginal gyri.

callosum (kal-o'sum). Same as *corpus callosum*.

callous (kal'us). Hard; like callus.

callus (kal'us) [L.]. 1. A callosity. 2. The plastic exudate exuded about the fragments of a broken bone and accomplishing the work of repair. **central c.**, provisional callus formed within the medullary cavity of a bone. **definitive c.**, the exudate formed between the fractured ends of the bone; it is permanent, and becomes changed into true bone. **ensheathing c.**, a variety of callus which is external and temporary, forming a sheath about the seat of fracture· after repair it is absorbed. **intermediate c.** Same as *definitive c.* **permanent c.** Same as *definitive c.* **pin c.**, provisional callus in the medullary canal. **provisional c.**, **temporary c.**, the ensheathing callus plus a temporary plug of similar material within the medullary canal.

camenthol (kam-en'thol). A combination of camphor and Japanese menthol used by inhalation in pulmonary and nasal affections in 3 per cent. solution.

camera (kam'er-ah), pl. *cam'eræ* [L. for "chamber"]. 1. A box, chamber, or compartment. 2. Any open space or ventricle. **c. lu'cida**, a prism so arranged as to throw the reflected image of an object upon paper, so that its outlines may be traced with a pencil. **c. obscu'ra**, a combined box, lens, and screen, used mainly in photography. **c. oc'uli**, either one of the chambers of the eye. See *chamber*. **c. sep'ti pellu'cidi**, the fifth ventricle.

Camerer's law (kam'er-erz) [Wilhelm *Camerer*, German pediatrist, 1842–1910]. See under *law*.

camiofen (kam-i'o-fen). An ointment composed of iocamphen with an equal weight of a mixture of lard, wax, and oil of theobroma.

camisole (kam'is-ōl, kam-e-zol') [Fr.]. A straitjacket, sometimes used for the restraint of violently insane persons.

Cammann's stethoscope (kam'anz) [George Philip *Cammann*, New York physician, 1804–1863]. A binaural stethoscope.

Cammidge reaction (kam'ij) [P. J. *Cammidge*, contemporary English physician]. See *pancreatic reaction*, under *reaction*.

camomile (kam'o-mīl) See *Anthemis*, *Calendula*, *Chamomile*, *Matricaria*, and *Tagetes*.

campanula (kam-pan'u-lah) [L. *campana* a bell]. A bell-shaped organ or part **c. hal'leri**, the swollen end of the falciform process in the eye of fish.

campeachy, campechy (kam-pe'tshe). Hematoxylon.

camp-fever. A popular name for typhus fever.

Camper's angle, ligament, etc. (kam'perz) [Pieter *Camper*, Dutch physician, 1722–1789]. See *angle*, *ligament*, etc

camphacol (kam'fak-ol). A preparation made from camphoric acid, formaldehyd, and guaiacol used in phthisis and other pulmonary affections and in cystitis Dose, 5–20 gr (0.3–1.3 gm.).

camphene (kam-fēn') 1. Any hydrocarbon or volatile oil having the formula $C_{10}H_{16}$. Certain camphenes are found already formed in plants. 2 A popular name for rectified oil of turpentine.

camphenol (kam-fe'nol). A combination of camphor and the phenols germicide and disinfectant.

camphochol (kam'fo-kol) An addition product of camphor and apocholic acid containing 28 per cent. of camphor used as a heart tonic.

camphoid (kam'foid). A thick paste of camphor, 20 parts, and pyroxylin, 1 part, dissolved in alcohol: used as a vehicle for the external application of medicines

campholyptus (kam-fo-lip'tus). A proprietary camphor and eucalyptus remedy.

camphomenthol (kam-fo-men'thol). Menthol camphoratum.

camphophenique (kam"fo-fen-ēk') [Fr.]. A proprietary antiseptic preparation of camphor and phenol

camphopyrazolon (kam"fo-pi-raz'o-lon). Phenylhydrazin in combination with camphocarboxylic acid, of the formula $C_{17}H_{20}N_2O$, soluble in alcohol. It is used like camphor.

camphor (kam'for) [L. *campho'ra*; Gr. *κάμφορα*]. A stearopten, $C_{10}H_{16}O$, from the wood of *Cinnamo'mum cam'phora* and other Asiatic lauraceous trees. It is a white, tough, crystalline mass, strongly fragrant, of a cool, pungent taste, inflammable and sublimable. It is a powerful irritant and stimulant, diaphoretic and narcotic; poisonous in overdoses, sedative in small ones. It is used in neuralgia, headache, maniacal attacks, and the typhoid state, in sexual excitement and genito-urinary irritation. Dose, 1–20 gr (0.06–1.3 gm.). Its principal official preparations are *aqua camphoræ*; *spiritus camphoræ*, and *linimentum camphoræ*; but it also enters, in smaller quantities, into many other preparations. There is a considerable class of stearoptens grouped together as camphors. **alant c.** See *helenin*. **artificial c.**, a compound, pinene chlorid, $C_{10}H_{17}Cl$, prepared from oil of turpentine by the action of hydrochloric acid. **blumea c.**, a good and abundant camphor produced in Indochina by the shrub *Blu'mea balsamif'era*. **Borneo c.**, a peculiar stearopten from *Dryobal'anops aromat'ica*, a tree of Borneo and Sumatra. **carbolated c.**, a mixture of camphor, 1½ parts, with phenol and alcohol, each, 1 part: an antiseptic dressing for wounds. **chloral c.**, equal parts of camphor and chloral hydrate. a sedative for external use. **mace c.**, a camphor, $C_{16}H_{32}O_5$, derivable from oil of mace. **monobromated c.**, camphor in which one atom of hydrogen is replaced by one atom of bromin, $C_{10}H_{15}OBr$. Dose, 1–10 gr. (0.066–0.666 gm.). **naphthol c.**, beta-naphthol, 1 part, fused with camphor, 2 parts; a syrupy fluid: used externally as an antiseptic. **orris c.**, a fragrant, crystalline body from orris. **phenol c.**, a clear, oily solution of camphor in phenol in various proportions· a germicide and toothache remedy. **resorcinated c.**, a mixture of resorcinol and camphor; employed in pediculosis and in pruritus. **c. salicylate**, a crystalline product of the fusion of camphor, 84 parts, with salicylic acid, 65 parts: used externally in ointments for various skin affections, and internally, as in diarrheas. Dose, ⅞–4 gr. (0.05–0.25 gm.). **salol c.**, a clear, oily preparation of camphor, 2 parts, and salol, 3 parts· a local antiseptic. **thymol c.**, a mixture of thymol and camphor. applied for lice and to relieve itching. **turpentine c.** See *terpin*.

camphora (kam-fo'rah). Latin for *camphor*.

camphoraceous (kam-fo-ra'shus). Having the taste, smell, or other qualities of camphor.

camphoral (kam'fo-ral). A proprietary remedy for diseases of the mucous membrane.

camphorated (kam'fo-ra-ted) [L. *camphora'tus*]. Containing or tinctured with camphor.

camphorism (kam'for-izm). Poisoning by camphor, the condition is marked by convulsions, coma, and gastritis.

camphoromania (kam-for-o-ma'ne-ah). A morbid craving for camphor, the camphor habit.

camphoroxol (kam-for-oks'ol). A preparation of camphor, alcohol, and hydrogen dioxid: antiseptic and deodorant in 10 per cent. solution.

camphosal (kam'fo-sal). Neutral camphoric acid ester of santalol, $C_8H_{14}(CO_2.C_{15}H_{23})_2$: used in urethral fever, vesical catarrh, etc.

camphossil (kam'fo-sil). A condensation product of camphor and salicylic acid: used as an antipyretic and intestinal antiseptic. Dose, 8 gr. (0.5 gm.).

campimeter (kam-pim'et-er) [L. *cam'pus* field + *me'trum* measure]. An instrument for measuring or mapping out the field of vision.

camptocormia, camptocormy (kamp-to-kor'me-ah, kamp-to-kor'me) [Gr. *καμπτός* bent + *κορμος* body]. Bent back; a static deformity consisting of forward flexion of the trunk, seen in soldiers. It is probably a functional or simulated condition (Souques).

camptodactylia (kamp"to-dak-til'e-ah) [Gr. *καμπτός* bent + *δάκτυλος* finger]. Permanent and irreducible inflexibility of one or more fingers (Landouzy).

canadin (kan'a-din). An alkaloid, $C_{20}N_{21}NO_4$, from *Hydras'tis canaden'sis*.

canadium (kan-ah'de-um). A supposed new element found in metallic form in British Columbia. It resembles platinum in many ways.

calmative (kahm'at-iv). 1. Sedative; allaying excitement. 2. A sedative medicine.

Calmette's reaction or **test, serum** (kal-mets') [Albert *Calmette*, French bacteriologist, Lille, born 1863]. See under *reaction* and *serum*.

calmin (kahm'in). The proprietary name for the sodium salt of veronal: used as a hypnotic.

calodal (kal'o-dal). A meat extract used for subcutaneous injection in watery solution.

calolactose (ka-lo-lak'tōs) A compound of bismuth subnitrate, 1 part; calomel, 1 part; and lactose, 8 parts: it is an intestinal disinfectant.

calomel (kal'o-mel) [L. *calom'elas;* Gr. καλός fair + μέλας black]. Mercurous chlorid (*hydrar'gyri chlo'ridum mi'te*, U. S. P.), HgCl, a white, tasteless, insoluble powder; antisyphilitic, alterant, and purgative. Dose, $\frac{1}{10}$–2 gr. (0.006–0.13 gm.). See *mercury*.

calomelol (kal'o-mel-ol). A proprietary colloidal calomel preparation: used as a dusting-powder or in ointment, and internally like calomel.

calor (ka'lor) [L. for "heat"]. Normal heat of the body; also fever-heat of moderate intensity and lower in degree than *fervor* and *ardor*. **c. febri'lis**, the heat of fever. **c. fer'vens**, a boiling heat. **c. inna'tus**, the normal or natural heat of the body. **c. inter'nus**, fever not appreciable on the surface of the body. **c. mor'dax, c. mord'icans**, biting or stinging heat; also the hot, burning, reddish-colored skin occurring in scarlet fever.

calorescence (kal-or-es'enz). The conversion of non-luminous into luminous heat-rays.

Calori's bursa (kal-o'rēz) [Luigi *Calori*, Italian anatomist, 1807–1896]. See under *bursa*.

caloricity (kal-o-ris'it-e). The power of the animal body of developing and maintaining heat.

calorie, calory (kah-lor-e', kal'o-re) [Fr.; L. *ca'lor* heat]. A unit of energy, being the amount of heat required to raise 1 gm. of water, 1° C *i. e.*, from 15° to 16° C. This is known as the *small calorie*, *gram calorie*, and *standard calorie*. The calorie used in the study of metabolism is the *large calorie* or *kilocalorie*, and is the amount of heat required to raise 1 kilogram of water from 15° to 16° C. **mean c.**, one-one-hundredth of the heat required to raise 1 gram of water from 0° to 100° C.

calorifacient (kal"o-rif-a'shent) [L. *ca'lor* heat + *fa'cere* to make]. Producing heat: used of certain foods.

calorific (kal-or-if'ik) [L. *ca'lor* heat + *fa'cere* to make]. Producing heat. **c. center.** See *center*.

calorigenetic (kal-o-rij-in-et'ik). Calorigenic.

calorigenic (kal-o-rij-en'ik) [L. *ca'lor* heat + Gr. γεν- to produce]. Producing heat; increasing heat production.

calorimeter (kal"or-im'et-er) [L. *ca'lor* heat + Gr. μέτρον measure]. An instrument for measuring the heat change in any system. In physiology it is an apparatus for measuring the amount of heat produced by an individual. **respiration c.**, an apparatus for the measurement of the gaseous exchange between a living organism and the atmosphere which surrounds it and the simultaneous measurement of the amount of heat produced by that organism.

calorimetry (kal-or-im'et-re) [L. *ca'lor* heat + Gr. μέτρον measure]. Measurement of the amounts of heat absorbed or given out. **direct c.**, measurement of the amount of heat produced by a subject enclosed within a small chamber. **indirect c.**, determination of the heat produced by a subject by measuring the amount of oxygen consumed and the quantity of nitrogen and carbon monoxid eliminated.

caloripuncture (kal"o-rip-ungk'tur) [L. *ca'lor* heat + *puncture*]. Same as *ignipuncture*.

caloriscope (kal-or'is-kōp). An instrument for showing the caloric values of mixtures for infant-feeding.

caloritropic (kal-o-rit-rop'ik) [L. *ca'lor* heat + Gr. τρόπος turn]. Same as *thermotropic*.

calorose (kal'o-rōs). An invert sugar prepared from cane-sugar by boiling with dilute tartaric acid: used as a substitute for glucose in infusions and nutrient enemas.

calory (kal'or-e). See *calorie*.

Calot's operation, treatment, triangle (kal-ōz') [François *Calot*, French surgeon, born 1861]. See under *operation*, *treatment*, and *triangle*.

Calotropis (kal-ot'ro-pis). See *mudar*.

calox (kal'ox). A proprietary dentifrice.

calsa (kal'sah). A proprietary agar-agar preparation. used in constipation.

calumba (kal-um'bah) [L.]. A menispermaceous plant, *Jateorrhi'za palma'ta*, of East Africa; also its root. It is a bitter, stomachic tonic, used in dyspepsia, diarrhea, dysentery, and in the vomiting of pregnancy and of teething. Dose, 10–30 gr. (0.6–2 gm); of the extract, 2–10 gr. (0.13–0.65 gm), of the fluidextract, 1–8 dr. (4–32 c.c), of the tincture, 1–2 dr. (4–8 c.c.); of the infusion, 1–2 fl.oz. (30–60 c.c). **American c.** See *Frasera*.

calumbin (kal-um'bin). A bitter principle, $C_{21}H_{22}O_7$, from calumba.

calvaria, calvarium (kal-va're-ah, kal-va're-um) [L.]. The skull-cap, or vault, of the cranium, also, the skull itself.

calvarial (kal-va're-al). Pertaining to the calvarium.

Calvé-Perthes disease (kal-va'-per-tās) [Jacques *Calvé*, French orthopedist; Georg Clemens *Perthes*, German surgeon, born 1869]. See under *disease*.

calvities, calvitium (kal-vish'e-ēz, kal-vish'e-um) [L.]. Baldness; more especially baldness of the sinciput. See *acomia*, *alopecia*.

calx (kalks) [L.]. 1. Lime or chalk 2. [B N A] The heel. 3. Any residue obtained by calcination 4. The U. S. P. name for lime or calcium oxid, CaO; quicklime: alkaline, caustic, and escharotic. The preparations are: *liq'uor cal'cis, potas'sa cum cal'ce, syru'pus cal'cis* **c. chlora'ta, c. chlorina'ta** (U S P.), chlorinated lime, a white, pasty substance used as a bleaching agent and disinfectant; also an alterative, antiseptic, and stimulant. Dose, 3–6 gr. (0.194–0.388 gm.). **c. sulphura'ta**, a mixture of at least 60 per cent. of calcium sulphid with a variable proportion of calcium sulphate and carbon. It is useful in skin and pustular diseases, and as a depilatory. Dose, $\frac{1}{10}$–1 gr. (0.0064–0.065 gm). **c. us'ta, c. vi'va**, quicklime or caustic lime.

calycanthin (kal-ik-an'thin). An alkaloid, $C_{11}H_{14}N_2 + \frac{1}{2}H_2O$, from *Calycan'thus fer'tilis*, with a strychnin-like action, it is a violent poison.

calycine (kal'is-in). Pertaining to or resembling a calyx.

calycle (kal'ik-l). A calyculus.

calyculus (kal-ik'u-lus) [L. "a little cup"] A bud-shaped or cup-shaped structure. **c. gustato'rius**, a taste-bud. **c. ophthal'micus** [B N A], the optic cup.

Calymmatobacte'rium granulo'matis. A capsulate, Gram-negative organism, regarded as the causative agent of ulcerating granuloma of the pudenda.

calyx (ka'liks). See *calix*.

cambium (kam'be-um) [L. "exchange"]. 1. A juice formerly thought to originate in the blood and to repair tissue loss. 2. A layer of cells between the bark and the wood.

cambogia (kam-bo'je-ah) [L.]. Gamboge; a yellow gum-resin from *Garcin'ia hanbu'ryi* and other guttiferous East Indian trees. It is a drastic hydragogue cathartic. Dose, 1–5 gr. (0.06–0.3 gm.).

canadol (kan'ad-ol). A volatile petroleum distillate; an impure hexane, C_6H_{14}: used like rhigolene as a local freezing anesthetic for minor surgical operations.

canal (ka-nal') [L. *cana'lis*]. Any tubular and relatively narrow passage or channel **abdominal c.**, the inguinal canal. **accessory palatine c.**, a channel in the palate bone for branches of the descending palatine artery. **accessory posterior palatine c.**, a passage (sometimes two passages) in the palate bone, with an orifice near that of the posterior palatine canal. **adductor c.** Same as *Hunter's c.* **Alcock's c.**, the fascial sheath of the internal pudic artery. **alimentary c.**, the passage made up of the mouth, pharynx, esophagus, stomach, and intestine **alisphenoid c.**, a canal in the alisphenoid bone which in many animals transmits the external carotid. **alveolodental c.**, the dental canal. **anal c.**, a transient lumen in the embryonic anus. **anterior alveolar c.**, in the upper jaw bone, transmits the middle superior dental nerve. **anterior dental c.**, canal in the facial portion of the upper jaw bone for the anterior dental nerve and vessels. **anterior ethmoid c.**, a passage in the frontal and ethmoid bones for the nasal branch of the ophthalmic nerve and anterior ethmoid vessels. **anterior orbital c.**, the anterior ethmoid canal. **anterior palatine c.**, the canal which affords passage for the anterior palatine artery in the superior maxillary bone. **arachnoid c.**, an alleged passage beneath the arachnoid membrane of the brain for the venæ Galeni **c. of Arantius**, the ductus venosus. **archinephric c.**, the duct of the archinephron or primitive kidney. **Arnold's c.**, a passage in the petrous portion of the temporal bone for the auricular branch of the pneumogastric nerve. **arterial c.**, the ductus arteriosus. **atrial c.**, the space within the atrium. **auditory c., external**, the passage from the external meatus of the ear to the membrana tympani. **auditory c., internal**, a passage in the petrous bone for the auditory and facial nerves and auditory blood-vessels. **auricular c.** 1 The external auditory canal 2. The constriction between the auricular and ventricular portions of the fetal heart. **avant c.**, the distal portion of the male urethra. **Bartholin's c.**, the duct of Bartholin's gland. **basipharyngeal c.**, an occasional canal between the vaginal process of the sphenoid and the wing of the vomer on either side. Called also *vomerine c.* **Bernard's c.**, a supplementary pancreatic duct **Bichat's c.**, the arachnoid canal. **biliary interlobular c's**, the interlobular network of bile-ducts in and around the hepatic cells **birth-c.**, the canal through which the child passes in birth, formed by the cervix uteri, vagina, and vulva. **blastoporic c.**, a temporary passage in the embryo at the end of the primitive axis it is a relic of the notochordal canal. **c. of bone**, a canaliculus in a bone. **bony c's** (of ear). See *canal, semicircular.* **Braun's c.**, the neurenteric canal. **Braune's c.**, the uterine cavity and the vagina together after the os is fully dilated in labor **Breschet's c.**, the canal of the diploe. **bullular c.**, the canal of Petit. **calciferous c's**, canals containing lime salts in cartilage that is undergoing calcification. **caroticotympanic c's**, two or more short passages from the carotid canal to the tympanum, transmitting branches of the carotid plexus. **carotid c.**, a passage in the petrous bone for the internal carotid artery and the carotid plexus. **c's of cartilage**, canals in an ossifying cartilage during its stage of vascularization. **central c. for chorda tympani**, a passage in the petrous bone for the chorda tympani. **central c. of the modiolus**, runs lengthwise through the modiolus of the cochlea, and transmits the central artery and nerve of that structure. **central c. of the myelon**, extends the whole length of the spinal cord, and is filled with cerebrospinal fluid. **central c. of vitreous** (or of **Stilling**), a passage running from the optic disk to the lens of the eye: in the fetus it transmits the hyaloid artery. **cerebrospinal c.** 1. The space which contains the brain and spinal cord. 2. The primitive cavity of the brain and spinal cord. **cervical c.**, the canal of the cervix uteri. **ciliary c.**, a ring of spaces in the sclera, in front of its attachment to the iris. **Cloquet's c.** Same as *central c. of vitreous.* **cochlear c.**, the scala vestibuli and scala tympani together. **condylar c.**, a passage in the condylar portion of the occipital bone for the hypoglossal nerve it opens into the anterior condyloid foramen. **connecting c.**, the arched or coiled part of a uriniferous tubule, joining it to a collecting tubule. **c. of Corti**, a space between the outer and inner rods of Corti. **c. of Cotunnius**, the aqueduct of Cotunnius. **craniopharyngeal c.**, a passage in the embryo and fetus, between the pharyngeal cavity and the anterior lobe of the pituitary body. **craniovertebral c.**, the cerebrospinal canal; also called *cranioneural canal.* **crural c.** Same as *femoral c.* **c. of Cuvier**, the ductus venosus **cystic c.**, the cystic duct. **c. of de Candolle.** Same as *medullary c.* **deferent c.**, the vas deferens **demicircular c.** Same as *semicircular c.* **dentinal c's**, minute channels in dentin, extending from the pulp-cavity to the cement and enamel. **descending palatine c.**, the palatomaxillary canal. **digestive c.** See *alimentary c.* **diploëtic c's**, canals of the diploe for Breschet's veins. **drainage-c.**, a passage formed by perforation, or by the invagination of the skin, for wound drainage. **ejaculatory c.** See *duct, ejaculatory.* **entodermal c.**, the yolk-space that develops into the archenteron. **c. of the epididymis**, a long, convoluted tube of which the epididymis is made up, it is continuous with the vas deferens. **eustachian c.**, a passage in the petrous bone which lodges the outer part of the eustachian tube. **facial c.**, the aqueduct of Fallopius. **fallopian c.**, the aqueduct of Fallopius. **femoral c.**, the inner compartment of the sheath of the femoral vessels, situated behind Poupart's ligament and Hunter's canal. **Ferrein's c.**, a canal said to be formed by the edges of the closed eyelids, and to conduct the tears during sleep to the puncta lacrimalia **Fontana's c.**, the ring made up of Fontana's spaces at the junction of the cornea, iris, and sclera· the ciliary canal **galactophorous c.**, a lactiferous tubule of the mammary gland. **ganglionic c.**, extends spirally up the modiolus, and contains the spiral ganglion and nerves going to the organ of Corti. **Gartner's c.**, in the female, a tube that is the homologue of the vas deferens a relic of the embryonic wolffian duct. **genital c.**, any canal for the passage of ova or for copulatory service. **gubernacular c's**, four small openings in young crania, one behind each incisor tooth. **c. of Guidi**, the vidian canal. **Hannover's c.**, an artificial canal between the anterior and posterior fibers of the zonula of the lens, caused by the injection of some fibrous material. **haversian c's**, the freely anastomosing canals of the compact osseous tissue· they contain blood-vessels, lymph-vessels, nerves, and marrow. **hemal c.**, the space within the hemal arch. **Henle's c's**, the looped uriniferous tubules. **c. of Hensen.** Same as *canalis reuniens.* **hepatic c.** 1. The excretory duct of the liver; also, any one of its radicles. 2. Any one of the canals in the liver for the veins of that organ. **hernial c.**, the passage which transmits a hernia. **His' c.**, the thyroglossal duct. **Holmgren-Golgi c's**, minute canals in the cytoplasm of cells, particularly of nerve-cells, forming a complex apparatus throughout the cytoplasm Called also *intracytoplasmic c's.* **c. of Hovius**, the canal of Fontana. **Huguier's c.**, the iter chordæ anterius: a canal in the temporal bone which transmits the chorda tympani nerve. **Hunter's c.**, the triangular space between the

adductor longus, adductor magnus, and vastus externus muscles: it contains the femoral vessels and the internal saphenous nerve. Called also *canalis adductorius* [B N A]. **Huschke's c.**, a passage formed by the union of the tubercles of the tympanic ring: it commonly disappears during the years of childhood **hyaloid c.**, the central canal of the vitreous. **incisive c.**, a passage in the upper maxilla from the incisor foramina to the nasal fossa. **incisor c.**, the anterior palatine canal. **inferior dental c.**, one passing from the inferior dental foramen through the ramus, and proceeding through the body of the lower jaw bone. **infra-orbital c.**, a passage continuous with the infra-orbital groove on the orbital surface of the superior maxillary bone for the infra-orbital nerves and vessels **inguinal c.**, the passage for the spermatic cord (round ligament in the female) from the internal to the external abdominal ring. **intestinal c.**, the intestine; that part of the alimentary canal which lies between the pylorus and the anus. **intracytoplasmic c's.** See *Holmgren-Golgi c's.* **intralobular biliary c.** See *biliary intralobular c.* **Jacobson's c.**, one that opens upon the lower surface of the petrosa and contains Jacobson's nerve: called also *tympanic c.* **juice-c's,** the minute lymph-spaces which form the origin of the lymph-vessels **Kovalevsky's c.**, the neurenteric canal. **lacrimal c.** 1. The bony canal in which the nasal duct is lodged 2. Any lacrimal canaliculus. **Laurer's c.**, a passage in trematode worms; extending from the ovarian duct to the dorsal surface of the body. **Loewenberg's c.**, the part of the cochlear canal above the membrane of Corti. **malar c.**, a channel in the malar bone for the temporomalar branch of the superior maxillary nerve. **mandibular c.** Same as *inferior dental c.* **maxillary c.**, the dental canal. **median c.** 1. The central canal of the spinal cord. 2. The aqueduct of Sylvius. **medullary c.**, the hollow, marrow-containing cavity of a long bone. **membranous c.**, a canal in the cochlea which follows the turns of the lamina spiralis. **membranous semicircular c's,** the three membranous canals (external, superior, and posterior) contained within the three bony semicircular canals of the labyrinth. **c. of the modiolus,** the spiral canal of the cochlea. **nasal c.** 1. An occasional passage for the nasal nerve, or branches of it, in the nasal bone. 2. The lacrimal canal. **nasolacrimal c.**, the lacrimal canal. **nasopalatine c.**, a passage in the vomer for the nasopalatine nerve. **nervous c.**, the medullary or cerebrospinal canal. **neural c.**, an end-to-end passage in the epiblastic tissue of the embryo, developing into the cavity of the ventricles and central canal of the cord. **neurenteric c. of Kovalevsky,** in the embryo, a passage from the posterior part of the medullary tube into the archenteron. **notochordal c.**, the neurenteric canal. **c. of Nuck,** a tubule of peritoneum in the young female, descending from the uterus into the inguinal canal. sometimes persistent. **nutritive c.** Same as *haversian c.* **obstetric c.** Same as *parturient c* **obturator c.**, a canal in the ilium which transmits the obturator nerve and blood-vessels. **olfactory c.**, the nasal fossæ at an early stage of their embryonic development. **omphalomesenteric c.**, a passage which connects the cavity of the intestine of the embryo with the umbilical vesicle **palatine c.** See *anterior palatine c.* and *posterior palatine c.* **palatomaxillary c.**, the posterior palatine c. **parturient c.**, the space from the fundus uteri to the vulvar outlet. **pelvic c.**, a passage from the superior to the inferior strait of the pelvis. **perivascular c.**, any lymph-space about a blood-vessel. **Petit's c.**, the space which encircles the periphery of the lens. **petromastoid c.**, an occasional canal containing a vein, in the line of union between the petrous and mastoid bones. **petrosal c's,** two passages for the large and small superficial petrosal nerves on the upper side of the petrous bone. **pharyngeal c.** Same as *pterygopalatine c.* **plasmatic c.**, a haversian canal **pore c., porous c.**, an opening in the ovum conjectured to serve for the entrance of spermatozoids. **portal c.**, a space within the capsule of Glisson and liver substance containing the portal veins, branches of the hepatic vessels, and the hepatic duct. **posterior alveolar c.**, one situated in the superior maxillary bone for the anterior superior dental nerve. **posterior dental c's,** two or more canals in the upper maxillary bone for the superior posterior blood-vessels and nerves. **posterior ethmoid c.**, one in the frontal and ethmoid bones for the posterior ethmoid vessels. **posterior palatine c.**, the passage for the descending palatine artery in the superior maxillary and palate bones. **primitive c.**, the neural canal of the embryo. **pseudostomatous c.**, any apparent passage in an endothelial layer terminating in a pseudostoma. **pterygoid c.**, the vidian canal. **pterygopalatine c.**, a passage in the sphenoid and palatine bones for the pterygopalatine vessels and pharyngeal nerve **pulmo-aortic c.** See *ductus arteriosus* **pulp-c.**, that part of the pulp-cavity which traverses the root of a tooth. **c's of Recklinghausen.** 1. Small lymph-channels in the connective tissue which are regarded as ultimate branches of the lymphatic vessels. 2. The canals of the cornea. **c. of Reissner,** the membranous canal of the cochlea. **c's of Rivinus,** the excretory ducts of the sublingual glands **root-c.**, the canal in the center of the root of a tooth containing dental pulp **Rosenthal's c.**, the spiral canal of the modiolus. **ruffed c.** Same as *Petit's c.* **sacculocochlear c.**, one that connects the sacculus and the cochlea. **sacculo-utricular c.**, one connecting the sacculus and the utricle. **sacral c.**, the continuation of the spinal canal in the sacrum. **Santorini's c.**, the duct of the lesser pancreas. **Saviotti's c's,** artificially formed slits between the glandular cells of the injected pancreas. **Schlemm's c.**, the circular canal at the junction of the sclera and cornea **semicircular c's,** the long canals of the labyrinth, some of them osseous, others membranous. **seminal c.**, a seminiferous tubule. **serous c.**, any minute lymph-vessel. **sheathing c.**, the passage from the peritoneal cavity to the tunica vaginalis testis. **small external palatine c.**, a passage for the external palatine nerve in the pyramidal process of the temporal bone. **smaller palatine c.**, the posterior palatine canal. **spermatic c.**, the inguinal canal of the male. **sphenopalatine c.** See *pterygopalatine c.* **spinal c.**, the tube which contains the spinal cord. **spinal medullary c.**, the central canal of the spinal cord **spiral c.**, the winding tube which makes two and one-half turns about the modiolus of the cochlea It is divided into two compartments, scala tympani and scala vestibuli, by the lamina spiralis **spiroid c.**, the fallopian canal. **c. of Steno,** the duct of Steno. **c. of Stilling,** the hyaloid canal; also the central canal of the spinal cord **superior palatine c.**, a passage in the palatal and upper jaw bones for the palatine nerve and vessels. **supra-optic c.**, a minute canal above the optic chiasm and connected with the third ventricle. **supra-orbital c.**, one at the upper margins of the orbit for the supra-orbital artery and nerve. **tarsal c.**, a canal beneath the head of the abductor hallucis. **temporal c.**, the temporomalar canal. **temporomalar c.**, a canal in the malar bone for the temporomalar branches of the superior maxillary nerve. **Theile's c.**, the space formed by the reflection of the pericardium on the aorta and the pulmonary artery. **Tourtual's c.**, the pterygopalatine canal. **tubo-tympanal c.**, the inner division of the first gill-cleft in the fetus; from it are derived the internal auditory passages. **tympanic c.**, one in the petrous

bone for Jacobson's nerve, the tympanic branch of the glossopharyngeal. **urethral c.**, the urethra or the structure which surrounds it. **urogenital c's**, the embryonic structures formed by the combined lower ends of the mullerian and wolffian ducts. **uterine c.**, the cavity of the uterus. **uterocervical c.**, the canal of the cervix uteri. **utriculosaccular c.**, a canal from the utricle, uniting with a similar canal from the saccule to form the ductus endolymphaticus **vaginal c.**, the space within the vagina. **vector c.**, an oviduct. **Verneuil's c's**, collateral veins of a venous trunk. **vertebral c.** 1. The spinal canal. 2. Either passage for a vertebral artery in the transverse processes of the cervical vertebræ. **vestibular c.** Same as *urogenital sinus*. See *sinus*. **vidian c.**, the passage in the sphenoid bone for the vidian artery and nerve. **Volkmann's c's**, passages in the subperiosteal layer of bones for the passage of blood-vessels, and communicating with the haversian canals. **vomerine c.**, basipharyngeal canal. **vomerobasilar c.**, the canal at the junction of the vomer and sphenoid bone. **vulvar c.**, the vestibule of the vagina. **vulvo-uterine c.**, the vaginal canal. **c. of Wirsung**, the pancreatic duct. **zygomaticotemporal c.**, the temporomalar canal.

canalicular (kan-al-ik'u-lar). Resembling or pertaining to a canaliculus.

canaliculization (kan-al-ik''u-liz-a'shun). The development of canaliculi, as in bone.

canaliculus (kan-al-ik'u-lus), pl. *canalic'uli* [L.]. 1. Any small canal or channel, especially that from the punctum lacrimale to the lacrimal sac. 2. Any one of the minute canals extending to the lacunæ of a bone. **auricular c.**, a canaliculus which transmits the auricular branch of the vagus nerve. **c. bilif'erus**, a bile duct. **c. caroticotympan'icus** [B N A], a small canal within the opening of the carotid canal, giving passage to branches of the internal carotid artery and carotid sympathetic plexus. **c. denta'lis** [B N A], dentinal canal. See *canal*. **haversian c.**, any one of a system of minute channels connected with each haversian canal. **c. innomina'tus**, the innominate foramen. See *foramen*. **c. lacrima'lis** [B N A], lacrimal canal. **c. laqueifor'mis**, the loop-tubule of Henle. **mastoid c.**, **c. mastoi'deus** [B N A], a passage from the jugular fossa to the tympanicomastoid fissure for the auricular branch of the vagus. **Thiersch's c.**, one of the small channels in newly formed repair tissue for the circulation of nutritive fluids. **c. tympan'icus** [B N A], the tympanic canal. See *canal*.

canalis (kan-a'lis) [L. for "canal"]. A canal. **c. adducto'rius** [B N A], Hunter's canal. **c. alveola'res** [B N A], the posterior dental canals. **c. auricula'ris.** Same as *auricular canal* (2). See *canal*. **c. basipharyn'geus** [B N A], basipharyngeal canal. **c. carot'icus** [B N A], carotid canal. **c. chor'dæ tym'pani.** Same as *iter chordæ posterius*. **c. condyloi'deus** [B N A], posterior condyloid foramen. **c. facia'lis** [B N A], the aqueduct of Fallopius. **c. femora'lis** [B N A], the femoral canal. **c. hyaloi'deus** [B N A], the hyaloid canal. **c. hypoglos'si** [B N A], the anterior condyloid foramen. **c. incisi'vus** [B N A], the incisive canal. **c. infra-orbita'lis** [B N A], the infra-orbital canal. **c. inguina'lis**, the inguinal canal. **c. mandib'uli** [B N A], the inferior dental canal. **c. musculotuba'rius**, the combined canals for the eustachian tube and the tensor tympani muscle. **c. nasolacrima'lis** [B N A], lacrimal canal. **c. nutric'ius**, the nutrient canal of a bone. **c. obturato'rius** [B N A], the obturator canal. **c. palati'nus** [B N A], anterior and posterior palatine canal. **c. pharyn'geus** [B N A], the pterygopalatine canal. **c. pterygoi'deus**, the vidian canal. **c. reu'niens**, a membranous structure beginning at the ductus cochlearis and extending to the sacculi of the ear: it is filled with endolymph. **c. spina'lis** [B N A], the spinal canal. **c. spira'lis coch'leæ** [B N A], the spiral canal.

canalization (kan''al-iz-a'shun). 1. The formation of canals, natural or morbid. 2. The surgical formation of holes or canals without tubes for wound drainage.

canavallin (kan-av-al'in). A globulin isolated from jack beans.

cancellated (kan'sel-a-ted). Having a lattice-like structure.

cancelli (kan-sel'e). Plural of *cancellus*.

cancellous (kan'sel-us) Of a reticular, spongy, or lattice-like structure used mainly of bony tissue.

cancellus (kan-sel'us), pl. *cancel'li* [L. "a lattice"]. A lattice-like bony structure.

cancer (kan'ser) [L. for "crab"]. A malignant tumor, made up chiefly of epithelial cells; carcinoma. See *carcinoma*. **acinous c.** See *acinous carcinoma*, under *carcinoma*. **adenoid c.**, a malignant tumor made up of or containing cylindric tubes lined with epithelium. **c. à deux** [Fr. "cancer in two"], cancer attacking simultaneously or consecutively two persons who live together. **alveolar c.**, colloma. **c. aquat'icus**, cancrum oris, or gangrenous stomatitis. **Aran's green c.**, malignant lymphoma of the orbit, with severe leukemia and a tendency to form metastases by the lymphatics. **areolar c.** Same as *colloid carcinoma*. See *carcinoma*. **c. atroph'icans**, scirrhous cancer which is surrounded by sclerosed and atrophied tissue. **black c.** Same as *melanotic c.* **branchiogenous c.**, a cancer originating in the superior cervical triangle, and supposed to be derived from a relic of an embryonal branchial cleft. **Butter's c.**, cancer of the hepatic flexure of the colon. **buyo cheek c.**, cancer of the cheek seen in natives of the Philippine Islands from chewing buyo leaf or betel Cf. *betel* **cellular c.** Same as *encephaloid c.* **cerebriform c.** Same as *encephaloid c.* **chimney-sweeps' c.**, soot-wart; cancer of the scrotum due to soot-poisoning; soot-cancer. **chondroid c.**, scirrhous cancer with a cartilage-like texture. **clay-pipe c.**, epithelioma of the lip due to irritation caused by a pipe-stem. **colloid c.** See *colloma*. **conjugal c.**, cancer attacking nearly simultaneously a man and his wife **contact c.**, cancer developing in a part of the body in contact with a previously existing cancer. **corset c.**, cancer en cuirasse. **cystic c.**, carcinoma that has undergone cystic degeneration. **dendritic c.** Same as *papilloma*. **dermoid c.**, a cancer containing nests and pegs of flat epithelium with colloid masses. **duct c.**, cancer of the epithelium of the mammary ducts. **dye workers' c.**, cancer of the urinary bladder frequently observed among workers in anilin dyes. **encephaloid c.**, a soft cancer of brain-like consistence; encephaloma. **c. en cuirasse**, a cancer about the skin of the thorax. **endothelial c.**, endothelioma. **epidermal c.**, epithelioma. **epithelial c.** See *epithelioma*. **fungous c.** Same as *fungus hæmatodes*. **glandular c.**, adenocarcinoma and adenosarcoma **green c.**, chloroma. **hard c.**, one containing an excess of fibrous tissue. **hematoid c.**, fungus hæmatodes. **jacket c.**, cancer en cuirasse. **kangri c.**, epithelioma in the thigh or abdomen affecting natives of Kashmir, and attributed to irritation from the kangri or fire basket. **Lobstein's c.**, retroperitoneal sarcoma. **medullary c.**, one made up largely of soft, marrow-like cellular material. **melanotic c.**, a malignant growth of a black or deeply pigmented color. **paraffin c.**, a malignant growth occurring in those who work in paraffin. **pitch-workers' c.**, epithelioma of the face, neck, and scrotum seen in those who work in pitch. **retrograde c.**, a dormant atrophied malignant growth. **rodent c.** Same as *ulcer, rodent*. **scirrhous c.**, a hard or fibroid malignant growth; scirrhus.

smokers' c., epithelioma of the lip due to irritation by the pipe-stem; also cancer of the throat, ascribed to excessive smoking. **soft c.**, an encephaloid or colloid cancer. **solanoid c.**, one which resembles a potato in its texture. **soot-c.** Same as *chimney-sweeps' c.* **spider c.** See *nævus araneosus*. **tar c.**, carcinoma caused by inflammatory irritation of fumes of tar. **tubular c.**, a form of mammary cancer believed to arise from the mammary ducts. **villous duct c.**, cancer developed from a cyst with villous malignant growth. **water-c.**, noma. **withering c.**, scirrhous carcinoma.

canceration (kan-ser-a'shun). The assumption of malignant qualities.

cancerigenic (kan-ser-ij-en'ik). Causing or producing cancer.

cancerin (kan'ser-in). A white, crystalline ptomain, $C_5H_5NO_3$, from the urine in carcinoma.

cancerism (kan'ser-izm). The cancerous diathesis; a tendency to the development of malignant disease.

canceroderm (kan'ser-o-derm). Numerous angiomata of large size seen on the chest and abdomen of certain patients and thought to be connected with malignant growths. Called also *de Morgan spots*.

canceromyces (kan"ser-o-mi'sēz). An organism which is considered by Neisser as the causal agent in cancer.

cancerophobia (kan"ser-o-fo'be-ah). Cancerphobia.

cancerous (kan'ser-us). Of the nature of or pertaining to cancer.

cancerphobia (kan-ser-fo'be-ah). A morbid fear of cancer.

canchalagua (kan-shah-lah'gwah). The *Erythræa chulen'sis*, a South American tonic herb: used like gentian.

Cancriamœba macroglossa (kang-kri-am-e'bah mak-ro-glos'ah). A form of ameba said to act as a parasite in carcinoma.

cancriform (kan'krif-orm). Resembling a cancer.

cancroid (kan'kroid) [*cancer* + Gr. *εἶδος* form]. 1. Resembling cancer. 2. A skin cancer of a moderate degree of malignity.

cancroin (kan'kro-in). A substance obtained from cancer, a supposed alexin against cancer poison· used hypodermically for cancer (Adamkiewicz).

cancrology (kang-krol'o-je) [*cancer* + Gr. λόγος treatise]. The science and study of cancer.

cancrum (kan'krum) [L.]. Canker. **c. na'si**, gangrenous rhinitis of children. **c. o'ris**, noma of the mouth, or gangrenous stomatitis, a disease of childhood marked by the development of foul ulcers in the mucous membrane of the cheeks and lips. The disease is attended with great exhaustion, and death frequently ensues. **c. puden'di**, ulceration of the pudenda.

candol (kan'dol). A dry malt extract.

Canella (kan-el'ah) [L.]. 1. A genus of trees; order *Canella'ceæ*. 2. The bark of *C. al'ba*, a West Indian tree; it is a tonic, stimulant, and stomachic. Dose, 10–40 gr. (0.66–2.5 gm.). **Jamaica c.**, the bark of *Cinnamoden'dron cortico'sum* and *C. macran'thum*, which is often substituted for canella bark.

caneotica (ka-ne-ot'ik-ah). An endemic ulcer (oriental sore) of Canea in the Island of Crete.

canescent (kan-es'ent) [L. *ca'nus* gray]. Grayish.

cane-sugar (kān-shug'ar). Ordinary table sugar; a disaccharid, sucrose, or saccharose, $C_{12}H_{22}O_{11}$, derived from the juice of the sugar-cane and yielding dextrose and levulose on inversion.

canine (ka'nīn) [L. *cani'nus*]. 1. Of, pertaining to, or like that which belongs to a dog. 2. The single cuspid tooth between the lateral incisor and the premolar tooth.

caniniform (ka-nin'if-orm). Resembling a canine tooth.

canities (kan-ish'e-ēz) [L.]. Grayness or whiteness of the hair.

canker (kang'ker). 1. Ulceration, chiefly of the mouth and lips. 2. Disease of the keratogenous membrane in horses, beginning at the frog and extending to the sole and wall, marked by a loss of function of the horn-secreting cells and the discharge of a serous exudate in place of normal horn.

cannabene (kan'ab-ēn). A hydrocarbon, $C_{18}H_{20}$: with its hydrid, $C_{18}H_{22}$, it forms the volatile oil of hemp; poisonous.

cannabin (kan'ab-in). (1) A resin; also (2) a hypnotic alkaloid and (3) a glucosid from cannabis. Dose of the alkaloid, 1–4 gr. (0.064–0.26 gm.). **c. tannate**, a hypnotic compound made by precipitating the glucosid cannabin with tannic acid. Dose, 2–25 gr. (0.13–1.6 gm.).

cannabindon (kan-ab-in'don). A red, syrupy liquid from Cannabis indica: hypnotic. Dose, ½–1½ min (0.02–0.09 c.c.).

cannabinol (kan-ab'in-ol). An oil, $C_{21}H_{24}O_2$, derivable from Cannabis indica; said to be its most active principle.

cannabinone (kan-ab'in-ōn). A poisonous alkaloidal resin from hemp· used as a hypnotic. Dose, 1–4 gr. (0.064–0.26 gm.).

Cannabis (kan'ab-is) [L.; Gr. *κάνναβις*]. Hemp; a genus of urticaceous plants; also the U. S. P. name for *C. sativa*. **C. in'dica**, a variety of common hemp preferred for medicinal uses. **C. sati'va**, the species which produces the ordinary hemp The flowering tops of the pistillate plants contain a resin (*cannabin*) and a volatile oil, and are narcotic, anodyne, and antispasmodic in large doses, producing intoxication with mental exaltation. It is used in chronic spasmodic affections, such as asthma, whooping-cough, paralysis agitans, migraine, etc. Dose of extract (U. S. P.), $\frac{1}{6}$–½ gr. (0.01–0.033 gm.); of fluidextract (U. S. P.), 1–5 mm. (0.065–0.3 c.c.); of tincture, 20 min.–1 fl.dr (1.25–4 c.c.). See *hemp*.

cannabism (kan'ab-izm). A morbid state produced by misuse of cannabis.

cannabitetanin (kan"ab-it-et'an-in). A powerfully convulsant alkaloid from cannabis.

cannon (kan'un). See *canon*.

Cannon's ring (kan'unz) [Walter Bradford *Cannon* Boston physiologist, born 1871]. See under *ring*.

cannula (kan'u-lah) [L. dim. of *can'na* "reed"]. A tube for insertion into the body, its caliber being usually occupied by a trocar during the act of insertion. **Bellocq's c.**, a curved cannula for plugging the posterior nares for nosebleed. **Lindermann's c.**, a form of needle cannula for use with a syringe in the transfusion of unmodified blood. **perfusion c.**, a double tube for running a continuous flow of liquid into and out of a cavity of the body. **Soresi c.**, a double-cylindered instrument for vein-to-vein or artery-to-vein anastomosis. **Trendelenburg's c.**, a cannula covered with a dilatable rubber bag: used for closing the trachea to prevent the entrance of blood after tracheotomy. **washout c.**, a cannula attached to a manometer and inserted into a blood-vessel so that the connection between the artery and the manometer can be washed out in long observations.

canon (kan'un). The metatarsal and metacarpal region of horses and cattle. **c. bone**, the metacarpal or metatarsal bone of horses and cattle.

can-poisoning (kan). Poisoning from the eating of canned or tinned foods.

Canquoin's paste (kahn-kwahnz') [Alexander *Canquoin*, French physician, 1795–1881]. See under *paste*.

Cantani's diet, serum, treatment (kahn-tah'nēz) [Arnoldo *Cantani*, Italian physician, 1837–1893]. See *diet, serum, treatment*.

canthal (kan'thal). Pertaining to a canthus.

cantha'riasis (kan-thar-i'as-is) [Gr κάνθαρος beetle]. The presence of larvæ of beetles in the body.

cantharidal (kan-thar'id-al). Containing or pertaining to cantharides.

cantharidate (kan-thar'id-āt). Any salt of cantharidic acid.

cantharides (kan-thar'id-ēz) [L. pl. of *can'tharis*]. Spanish flies. See *Cantharis*.

cantharidin (kan-thar'id-in). The most important active principle, the lactone of cantharadinic acid, $C_{10}H_{12}O_4$. It occurs in crystalline form, has a bitter taste, and produces blistering of the skin.

cantharidism (kan-thar'id-izm). A diseased condition induced by the misuse of cantharides.

Cantharis (kan'thar-is), pl. *canthar'ides* [L.; Gr. κάνθαρος beetle]. 1. A genus of beetles 2. The blistering or Spanish fly, *Can'tharis vesicato'ria*. Cantharides are applied externally as powerful rubefacient and blistering agents; in moderate internal doses they are diuretic and stimulant to the urinary and reproductive organs: they are highly poisonous in large doses. Dose of the tincture, 1–20 min (0.060–1.333 c.c.)

canthectomy (kan-thek'to-me) [Gr. κανθός canthus + ἐκτομή excision]. Surgical removal of a canthus

canthitis (kan-thi'tis). Inflammation of a canthus or of the canthi.

cantholysis (kan-thol'is-is) [Gr. κανθός canthus + λύσις a loosening]. Surgical division of the canthus of an eye or of a canthal ligament.

canthoplasty (kan'tho-plas-te) [Gr. κανθός canthus + πλάσσειν to form]. Plastic surgery of the palpebral fissure, especially the section of a canthus to lengthen said fissure; also the surgical restoration of a defective canthus (Ammon) **provisional c.**, canthotomy when performed as a temporary expedient or for the relief of blepharospasm.

canthoridyl (kan-tho'rid-il). Aurocantan.

canthorrhaphy (kan-thor'af-e) [Gr. κανθός canthus + ῥαφή suture]. The suturation of the palpebral fissure at either canthus.

canthotomy (kan-thot'o-me) [*canthus* + Gr. τέμνειν to cut] Surgical division of the outer canthus.

canthus (kan'thus), pl. *can'thi* [L.; Gr. κανθός]. The angle at either end of the slit between the eyelids: the canthi are distinguished as an outer or temporal and inner or nasal.

cantus galli (kan'tus gal'i) [L. "cock-crowing"]. Laryngismus stridulus.

canula (kan'u-lah). See *cannula*.

canutillo (kan-u-tel'yo) [Sp.]. Ephedra antisyphilitica.

CaO. Calcium oxid.

CaOC. Cathodal opening contraction.

$Ca(OH)_2$. Calcium hydroxid.

caoutchouc (koo'chook) [Fr.]. Gum-elastic or india-rubber; the concrete juice of various trees and plants, such as *Sipho'nia elas'tica*, etc. It is a hydrocarbon, $C_{20}H_{32}$, soluble in chloroform, ether, and carbon disulphid.

Cap. Abbreviation for L. *ca'piat*, let him take.

cap (kap). See *capping*. **bishop's c., duodenal c.**, pilleus ventriculi. **enamel c.**, the enamel organ after it covers the top of the growing tooth papilla. **pyloric c.** See *pilleus ventriculi*.

capacity (kap-as'it-e) [L. *capa'citas*, from *ca'pere* to take]. 1. Power or ability to hold, retain, or contain; ability to absorb; cubic extent. 2. Mental ability to receive, accomplish, endure, or understand. **heat c.**, thermal capacity. **respiratory c.** 1. The capability of the blood to absorb oxygen from the lungs and carbon dioxid from the tissues. 2. The space within the lungs for the normal reception of air. **thermal c.**, the amount of heat absorbed by a body in being raised from 15° to 16° C. in temperature. **vital c.**, the number of cubic inches of air a person can forcibly expire after a full inspiration.

capelet, capulet (kap'el-et, kap'u-let) [L. *capelle'tum*]. A swelling on the point of a horse's hock or on his elbow.

capeline (kap'e-lin) [Fr.]. A cap-shaped bandage for the head or for the stump of an amputated limb.

capiat (ka'pe-at) [L. "let it take"]. An instrument for removing foreign bodies from a cavity, as of the uterus.

capillaire (kap-il-air') [Fr.; L. *capilla'ris*]. The maidenhair fern, *Adian'tum capil'lus-ven'eris:* also a demulcent bechic syrup originally prepared from that fern.

capillarectasia (kap"il-ar-ek-ta'se-ah) [L. *capilla'ria* capillaries + Gr ἔκτασις distention]. Dilatation of capillaries.

capillariomotor (kap-il-a"re-o-mo'tor). Pertaining to the functional activity of the capillaries.

capillaritis (kap-il-ar-i'tis). Inflammation of the capillaries.

capillaroscopy (kap-il-ar-os'ko-pe) [*capillaries* + Gr σκοπεῖν to examine] Diagnostic examination of the capillaries of the skin with the microscope.

capillary (kap'il-a-re) [L. *capilla'ris* hair-like]. 1. Pertaining to or resembling a hair. 2. Any one of the minute vessels which connect the arterioles and the venules, forming a network in nearly all parts of the body. The walls of the capillaries consist of a single layer of epithelial cells Through these walls the nutriment and oxygen of the blood pass to the tissues and the tissues discharge their waste into the blood **lymph-c's**, the most minute branchlets of the lymph-vessels. **Meigs's c.**, capillaries in the heart muscle.

capilliculture (kap-il'e-kul-tūr) [L *capil'lus* hair + *cultu'ra* culture] Treatment for the cure of baldness or the preservation of the hair.

capillin (kap-il'in). A preparation of tannin, chloral, and resorcinol, used for seborrhea.

capillitium (kap-il-ish'e-um) [L. "head of hair"] The interlacing, filamentous structure which, with the spores, fills the spore-case of myxomycetes

capillomotor (kap-il-o-mo'tor). Capillariomotor.

capillus (kap-il'us), pl. *capil'li* [L. "hair"] [B N A]. A hair.

capistration (kap-is-tra'shun). Phimosis.

capital (kap'it-al). Of the highest importance; involving danger to life, as, a *capital* operation.

capitate (kap'it-āt) [L. *cap'ut* head]. Head shaped.

capitatum (kap-it-a'tum). The os magnum of the carpus, the os capitatum

capitellum (kap-it-el'um) [L. dim. of *ca'put* head]. An eminence on the distal end of the humerus, articulating with the radius.

capitonnage (kap-it-o-nāzh'). The operation of closing a cyst cavity by applying sutures in such a way as to cause approximation of the opposing surfaces of the cavity.

capitulum (kap-it'u-lum) [dim. of *ca'put* head]. A small head, or small, bony, articular eminence. **c. cos'tæ** [B N A], the head of a rib. **c. fib'ulæ** [B N A], the head of the fibula. **c. hu'meri** [B N A], the capitellum. **c. mal'lei** [B N A], the head of the malleus. **c. mandib'ulæ** [B N A], the head of the mandible. **c. ra'dii** [B N A], the head of the radius. **c. sta'pedis** [B N A], the head of the stapes. **c. ul'næ** [B N A], the head of the ulna.

$Ca_3(PO_4)_2$. Tricalcic phosphate.

capotement (kah-pōt-maw') [Fr.]. A splashing sound heard in the dilated stomach.

cappa (kap'ah). A superficial layer of gray matter of the quadrigeminal body, situated just beneath the expansion of the optic tracts.

capping (kap'ing). 1. The operation of covering the exposed pulp of a tooth with a cap containing an antiseptic paste or with cement. 2. The substance or structure placed over an exposed pulp.

caprate (kap'rāt). Any salt of capric acid.

caprenalin (kap-re-nal'in) A proprietary preparation from suprarenal capsules: used as a hemostatic, astringent, and cardiac stimulant.

capreolary, capreolate (kap're-o-la-re, kap're-o-lāt). Tendril-shaped, like the spermatic vessels.

capric acid (kap'rik). See under *acid*.

capriloquism (kap-ril'o-kwizm) [L. *ca'per* goat + *lo'qui* to speak]. Egophony.

caprin (kap'rin). 1. Any one of the caprates of glyceryl, especially the glyceryl tricaprate, or tricaprin, $C_3H_5[CH_3(CH_2)_8COO]_3$, from ordinary butter 2 Glycoleucin.

caprizant (kap'ri-zant) [L. *cap'rizans*, from *ca'per* a goat]. Leaping or bounding like a goat. See *pulse*.

caproate (kap'ro-āt). Any salt of caproic acid.

caproic acid (kap-ro'ik). See under *acid*

caproin (kap-ro'in). Any caproate of glyceryl, especially the tricaproate, $C_3H_5(O_6H_{13}O_2)_3$, called also *tricaproin:* it occurs in butter.

caprokol (kap'ro-kol). A proprietary name for *hexylresorcinol*

caprone (kap'rōn). A volatile oil, $C_{11}H_{22}O$, derivable from butter.

caproyl (kap-ro'il). The hydrocarbon radical, C_6H_{13}, hexyl.

caproylamin (kap"ro-il-am'in). A poisonous ptomain, $CH_3(CH_2)_5NH_2$, or hexylamin, from spoiled yeast and rancid cod-liver oil.

caprylate (kap'ril-āt). Any salt of caprylic acid.

caprylic acid (kap-ril'ik). See *acid*.

caprylin (kap'ril-in). Any caprylate of glyceryl, especially the tricaprylate: called also *tricaprylin*, $C_3H_5(C_7H_{15}CO_2)_3$.

capsaicin (kap-sa'is-in). A crystalline principle, $C_{18}H_{27}NO_3$, from capsicum: it is a strong irritant

capsicin (kap'sis-in). 1. An acrid resin found in capsicum berries Dose, $\frac{1}{8}$–$\frac{1}{4}$ gr. (0.008–0.016 gm.). 2 The camphor of capsicum. 3. A volatile alkaloid of capsicum.

capsicol (kap'sik-ol). The volatile oil of capsicum.

Capsicum (kap'sik-um) [L.]. A genus of solanaceous plants of various species; Cayenne or red pepper. The dried fruit of *C. frutes'cens* is a rubefacient and local stimulant, used in neuralgia and rheumatism, as a gargle in tonsillitis and diphtheria, and internally in delirium tremens, dyspepsia, and malaria. Dose, 5–10 gr. (0.3–0.65 gm.); of the fluidextract, 1–2 min. (0.06–0.13 c.c.); of the oleoresin (U. S. P.), 1 min. (0.065 c.c.); of the tincture (U. S. P.), 1 dr. (4 c.c.).

capsitis (kap-si'tis). Inflammation of the capsule of the crystalline lens.

capsolin (kap'so-lin). A counterirritant preparation of capsicum, camphor, oil of turpentine, cajuput, and croton oil.

capsotomy (kap-sot'o-me). Same as *capsulotomy*.

Capsul. Abbreviation for L. *cap'sula*, capsule.

capsula (kap'su-lah) [L.]. The internal capsule. **c. adipo'sa** [B N A], the adipose capsule. **c. articula'ris** [B N A], a joint capsule. **c. exter'na** [B N A], external capsule. **c. fibro'sa hep'atis** [B N A], Glisson's capsule. **c. glomer'uli** [B N A], Bowman's capsule. **c. inter'na** [B N A], internal capsule. **c. len'tis** [B N A], crystalline capsule. **c. nu'clei denta'ti** [B N A], the layer of gray matter surrounding the white substance of the dentate nucleus.

capsular (kap'su-lar). Pertaining to a capsule.

capsulation (kap-su-la'shun). The inclosure of a medicine in a capsule.

capsule (kap'sūl) [L. *cap'sula* a little box]. 1. Any capsular ligament. 2. A soluble case for inclosing a dose of medicine. 3. Any fibrous or membranous envelop, as of the spleen or kidney. **adherent c.**, the condition in which the capsule of a tumor is not readily separated from the tumor. **adipose c.**, the sheath of fat which surrounds and supports the kidney; the perirenal fat **anterior c.**, that part of the capsule of the lens which covers its anterior surface. **atrabiliary c's**, the suprarenal bodies. **auditory c.**, the cartilaginous capsule of the embryo which is developed into the external ear. **Bonnet's c.**, the posterior part of the sheath of the eyeball. **Bowman's c.**, the globular dilatation which forms the beginning of a uriniferous tubule within the kidney. **c's of the brain**, layers of white matter in the cerebrum. The *internal c* consists chiefly of fibers extending up from the crura cerebri and lying internal to the lenticular nucleus; the *external c.* lies between the lenticular nucleus and the claustrum. **cartilaginous c.**, any cavity in the matrix of a cartilage which contains cartilage-cells. **crystalline c.**, the capsule of the eye-lens. **devorative c.**, a soluble capsule for containing a single dose of medicine. **external c.**, the layer of white fibers forming the outer border of the corpus striatum. **Gerota's c.**, the perirenal fascia. **Glisson's c.**, the sheath of connective tissue which envelops the hepatic artery and duct and the portal vein. **Hearson's c.**, a thermostatic chamber for regulating the temperature in incubators **internal c.**, a tract of nerve-fibers passing through the corpus striatum. **joint c.**, a fibrous sac, lined with synovial membrane, inclosing a joint. **c. of the lens**, a transparent sac which incloses the eye lens. **malpighian c.** Same as *Bowman's c.* **müllerian c.** Same as *Bowman's c.* **nasal c.**, a cartilaginous embryonic pouch whence the nose is developed **ocular c.**, Tenon's capsule. **optic c.**, the embryonic structure whence the sclera is developed. **perinephric c.**, the sac or sheath of fascia investing the kidney. **periotic c.**, the tissue surrounding the auditory sacs in the embryo. **poppy c.**, the dried, fully grown, unripe fruit of *Papaver somniferum*. **posterior c.**, that part of the lens-capsule which covers its posterior surface **suprarenal c.** See *suprarenal gland*, under *gland* **synovial c.**, an articular synovial membrane **Tenon's c.**, the fibrous sheath that envelops either eyeball and forms its socket.

capsulectomy (kap-su-lek'to-me) [L. *cap'sula*, capsule + Gr. ἐκτομή excision]. Excision of a capsule, especially a joint capsule.

capsulitis (kap-su-li'tis). The inflammation of a capsule, as that of the lens **hepatic c.**, perihepatitis. **c. of the labyrinth**, otosclerosis.

capsulolenticular (kap"su-lo-len-tik'u-lar). Pertaining to the lens of the eye and its capsule.

capsulorrhaphy (kap-su-lor'af-e) [*capsule* + Gr. ῥαφή suture] Suture of a capsule, especially a joint capsule.

capsulotome (kap-su'lo-tōm). A cutting-instrument used for incising the capsule of the lens.

capsulotomy (kap-su-lot'o-me) [*capsule* + Gr. τέμνειν to cut]. The slitting of a capsule, especially of that of the eye, as in cataract operation.

captation (kap-ta'shun) [L. *capta'tio* seizure]. The first stage of hypnotism.

captivitosis (kap-tiv-it-o'sis). A peculiar psychic condition observed in prisoners of war.

captol (kap'tol) [L. *cap'ut* head + *o'leum* oil]. Tannochloral; a brown, hygroscopic powder prepared from tannic acid and chloral. It is an antiseptic and astringent: used in scalp diseases.

Capuron's points (kap'u-ronz). See under *point*.

caput (ka'put), pl. *cap'ita* [L.]. Any head or head-like structure. **c. co'li**, the cecum, or head of

the colon. **c. cor'nu,** the expanded continuation of the dorsal horn of gray matter in the spinal cord. **c. fem'oris** [B N A], the head of the femur. **c. gallinag'inis** [L. for "woodcock's head"], the verumontanum. **c. gelatino'sum.** Same as *c. cornu.* **c. hu'meri** [B N A], the head of the humerus. **c. incunea'tum,** impaction of the fetal head during labor. **c. medu'sæ,** a peculiar appearance due to dilatation from stasis of the cutaneous veins around the navel seen mainly in the newborn and in patients suffering with cirrhosis of the liver. **c. nu'clei cauda'ti** [B N A], the anterior end of the caudate nucleus. **c. ob'stipum,** torticollis, or wry-neck. **c. proge'neum,** forward projection of the jaw. **c. quadra'tum,** the flattened, triangular head of rickets. **c. succeda'neum,** a swelling formed on the presenting part of the fetus during labor. **c. ta'li** [B N A], the anterior part of the astragalus.

caraate (kah-rah-aht'a). Mal de los pintos.

Carabelli tubercle (kah-rah-bel'e) [Georg C. *Carabelli*, dentist in Vienna, 1787–1842]. See under *tubercle.*

caragheen (kar-ah-ghēn'). See *Chondrus.*

caramel (kar'ah-mel). Burnt or scorched sugar; a dark brown mass of characteristic odor and taste produced from sugar by the loss of water when the sugar is heated to about 200° C. It is used as a coloring and flavoring agent in pharmacy and in confections.

caramelization (kar-am-el-iz-a'shun). The roasting of sugars or starches so that some of their carbohydrate characteristics are lost.

caranna (kar-an'ah). A resin from various trees of tropical America: now little used in medicine.

Carapa guianensis (kar'a-pah gwe-an-en'sis). A meliaceous tree of tropical America: its bark is an antispasmodic febrifuge: its seeds afford a fixed oil, considered to be an insecticide.

carapato disease (kar-ah-pah'to). See under *disease.*

carapatos (kar-ap-at'os). Ornithodorus moubata.

caraway (kar'ah-wā). The umbelliferous plant *Ca'rum car'vi;* also its fruit or seed, which is aromatic, stimulant, and carminative. **c. oil,** the volatile oil of the fruit of caraway. Dose, 1–10 min. (0.06–0.65 c.c). **c. water,** a mild carminative preparation of caraway oil. Dose, 1 dr. (4 c.c.).

carbamate (kar'bam-āt). Any salt of carbamic acid.

carbamid (kar-bam'id). Urea.

carbamino carboxylic acid. See *carbamino reaction,* under *reaction.*

carbasus (kar'bas-us) [L.; Gr. *κάρβασα* cotton]. 1. An old name for lint, charpie, or cotton. 2. Canvas or surgical gauze. **c. carbola'ta,** carbolized gauze. **c. iodoforma'ta,** iodoform gauze.

carbazid, carbazide (kar'baz-īd). A urea derivative, carbodiazid, $CO(N_3)_2$, in which both the amid groups of urea have been replaced by hydrazin residues.

carbazotate (kar-baz'o-tāt). Any salt of picric acid: a picrate.

carbenzol (kar-ben'zol). A distillate from mineral oils, diphenylen-imid, $(C_6H_4)_2NH$. used in parasitic skin eruptions.

carbenzym (kar-ben'zīm). A preparation of vegetable charcoal and trypsin, used for its disintegrating action on dead tissue in tuberculous fistulæ and joints; also in gastro-intestinal fermentation.

carbid, carbide (kar'bid). A compound of carbon with an element or radical. **metallic c.,** a compound of carbon with a metal.

carbinol (kar'bin-ol). 1. Methyl alcohol. 2. Any aromatic or fatty alcohol formed by substituting one, two, or three hydrocarbon groups for hydrogen in the methyl radical. **dimethyl c.,** isopropyl alcohol.

carbo (kar'bo) [L. for "charcoal"]. Charcoal. **c. anima'lis,** a variety prepared from bones and other animal matter: a decolorizing agent. **c. anima'lis purifica'tus,** purified animal charcoal. **c. lig'ni** (U. S. P.), wood charcoal: deodorant, absorbent, and disinfectant. Dose, 1–2 dr. (4–8 gm.).

carbocyclic (kar-bo-sik'lik). See *closed chain,* under *chain.*

carbodiimid (kar-bo-di-im'id). NH · C : NH, a derivative of urea.

carbohemia, carbohæmia (kar-bo-he'me-ah) [*carbon* dioxid + Gr. *αἷμα* blood]. Imperfect oxidation of the blood.

carbohemoglobin (kar"bo-hem-o-glo'bin). Hemoglobin compounded with carbon dioxid.

carbohydrase (kar-bo-hi'drās). An enzyme which acts on carbohydrate.

carbohydrate (kar-bo-hi'drāt). An aldehyd or ketone derivative of a polyhydric alcohol, particularly of the penta- and hexa-hydric alcohols. They are so named because the hydrogen and oxygen are usually in the proportion to form water, $(CH_2O)n$. The most important carbohydrates are the starches, sugars, celluloses, and gums. They are classified into mono-, di-, tri-, and polysaccharids.

carbohydraturia (kar"bo-hi"dra-tu're-ah). Excess of carbohydrates in the urine.

carbolate (kar'bo-lāt) 1. Any salt of carbolic acid. 2. To charge with carbolic acid.

carbolfuchsin (kar-bol-fook'sin). A histologic staining-fluid made by dissolving 1 part of fuchsin in 10 parts of alcohol, and adding 90 parts of 5 per cent. aqueous solution of carbolic acid.

carbolic acid (kar-bol'ik). See *acid.*

carbolism (kar'bol-izm). Carbolic-acid poisoning.

carbolize (kar'bol-īz). To treat with carbolic acid.

carbollysoform (kar-bol-li'so-form). A 3 per cent. solution of phenol in lysoform

carboluria (kar-bo-lu're-ah) [*carbolic* + Gr. *οὖρον* urine]. The presence of carbolic acid in the urine.

carbolxylene (kar-bol-zi'lēn). A mixture of 1 part of carbolic acid and 3 parts of xylene: used for clearing microscopic sections.

carbometer (kar-bom'et-er). An instrument used in determining the proportion of carbon dioxid present.

carbometry (kar-bom'et-re). Carbonometry.

carbon (kar'bon) [L. *car'bo, carbo'nium*]. A nonmetallic tetrad element, found nearly pure in the diamond, and approximately pure in charcoal, graphite, and anthracite symbol, C; atomic weight, 12. **c. dioxid,** CO_2, carbonic acid gas; it is formed in the tissues by the oxidation of carbon and is excreted by the lungs. CO_2 and the carbonates assist in maintaining the neutrality of the tissues and fluids of the body. When breathed nearly pure it causes death, either by a kind of drowning, or perhaps by the poisonous effects of the carbon monoxid which may be present. The gas has been used in whooping-cough and dysentery by injection into the rectum. In the form of *carbon dioxid snow* (which see under *snow*) it is used in treating skin diseases.. **c. disulphid,** a poisonous liquid, CS_2, a counterirritant and local anesthetic: valuable as a solvent. Dose, ½–1 min. (0.033–0.066 c.c.). **c. monoxid,** a colorless and very poisonous gas, CO, formed by burning carbon with a scanty supply of oxygen. It is of great importance as a deoxidizer in metallurgy and the industrial arts. **c. oxysulphid,** a colorless gas, COS, uniting with air to form an explosive mixture. **c. tetrachlorid,** a colorless, oily liquid, CCl_4: used as an anesthetic and also as an anthelmintic in hookworm infection. Dose, 30–40 min. (2–3

c.c.) for adult; 2 min. (0.13 c.c.) for each year of age in children. **c. trichlorid,** a white solid, hexachlorethan, C_2Cl_6, a stimulant and local anesthetic.

carbonate (kar'bon-āt). Any salt of carbonic acid.

carbonemia (kar-bon-e'me-ah) [*carbon* + Gr. *αἷμα* blood]. The presence of carbon dioxid in the blood.

carboneol (kar-bo'ne-ol). A black liquid obtained by dissolving coal-tar in carbon tetrachlorid: used in skin diseases

carbonic acid (kar-bon'ik). See *acid.*

carbonize (kar'bon-īz). To char, or convert into charcoal.

carbonol (kar'bo-nol). A proprietary antiseptic and deodorant.

carbonometer (kar bo-nom'et-er). An apparatus for performing carbonometry.

carbonometry (kar-bon-om'et-re) [*carbon* + Gr. *μέτρον* measure] Measurement of the amount of carbon dioxid exhaled with the breath.

carbonuria (kar-bo-nu're-ah) [*carbon* + Gr. *οὖρον* urine]. The presence of carbon dioxid or other carbon compounds in the urine. **dysoxidative c.,** pathologic increase of carbon compounds in the urine due to deficient oxidation.

carbonyl (kar'bo-nil) [L. *car'bo* coal + Gr. *ὕλη* matter] The hypothetic organic radical C . O. **c. chlorid.** See *phosgene.*

carborundum (kar-bo-run'dum). A compound of carbon and silicon, silicon carbid, SiC, a substance which ranks next to the diamond in hardness

carbosant (kar'bo-sant) The carbonic acid ester of santalol, $C_{15}H_{21}O\,CO\,O\,C_{15}H_{23}$ used for the internal treatment of gonorrhea

carbosapol (kar-bo-sa'pol). A carbolated soap; a strong disinfectant made of phenol, 50 parts; yellow soda soap and soft potash soap, each, 25 parts

carbostyril (kar-bo-stir'il). Same as *oxyquinolin.*

carboterpin (kar-bo-ter'pin). A solution of coal-tar in terpinol used in psoriasis.

Carboxydomonas (kar-box''e-dom'o-nas). A genus of bacterial organisms capable of growing in the absence of organic matter. They obtain their energy from the oxidation of carbon monoxid to carbon dioxid.

carboxyhemoglobin (kar-boks''e-hem-o-glo'bin). A combination of carbon monoxid and hemoglobin found in the blood after poisoning by carbon monoxid It cannot be replaced by oxygen, and therefore checks the oxidizing function of the red blood-corpuscles.

carboxyhemoglobinemia (kar-boks''e-hem-o-glo-bin-e'me-ah) [*carboxyhemoglobin* + Gr. *αἷμα* blood]. A condition in which some of the oxygen of the hemoglobin of the red corpuscles is combined with carbon monoxid, carbon monoxid poisoning.

carboxyl (kar-bok'sil). The radical, or group, —COOH, occurring in nearly all organic acids.

carboxylase (kar-bok'il-ās). An enzyme that removes CO_2 from the carboxyl group of organic acids.

carbromal (kar-bro'mal). A white crystalline odorless powder, $C(C_2H_5)_2Br.CONH.CONH_2$, from diethylacetylurea or brom-diethylacetyl carbamid used as a sedative and hypnotic. Dose, 5–15 gr. (0.3–1.0 gm.). Called also *adalin.*

carbromalum (kar-bro-mal'um). The U. S. P. name for *carbromal.*

carbuncle (kar'bung-kl) [L. *carbun'culus* little coal]. 1. An inflammation of the subcutaneous tissue, terminating in a slough and in suppuration, and accompanied by marked constitutional symptoms. The swelling is at first covered by a tight, reddened skin, which later becomes thin and perforated by a number of openings discharging pus. This mass finally sloughs away, leaving an ulcerated excavation. 2. A whelk or

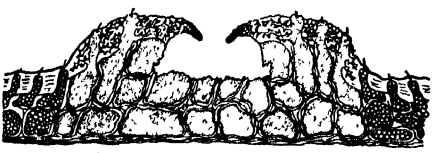

Diagram of a carbuncle (Warren).

lump on the face. **malignant c.,** malignant anthrax in man. See under *anthrax.*

carbuncular (kar-bung'ku-lar). Resembling or of the nature of a carbuncle.

carbunculosis (kar-bung-ku-lo'sis). A condition marked by the development of carbuncles.

carbylamin (kar-bil-am'in). See *isocyanid.*

Carcassonne's ligament (kar-kas-onz') [Bernard Gauderic *Carcassonne,* French surgeon, born 1728]. See under *ligament.*

carciag, carseag (kar'se-ag). A disease of sheep in the Balkan States caused by *Babesia* (*Piroplasma*) *ovis* and transmitted by the tick *Rhipicephalus bursa*

carcinelcosis (kar''sin-el-ko'sis) [Gr. *καρκῖνος* cancer + *ἕλκωσις* ulceration]. Malignant or cancerous ulceration.

carcinemia (kar-sin-e'me-ah) [*carcinoma* + Gr. *αἷμα* blood] Cancerous cachexia See *cachexia.*

carcinogenesis (kar''sin-o-jen'es-is) [Gr. *καρκῖνος* cancer + *γένεσις* production]. The production of cancer.

carcinogenic (kar-sin-o-jen'ik). Producing cancer.

carcinoid (kar'sin-oid). A carcinoma having benign clinical symptoms.

carcinolysin (kar-sin-ol'is-in) [*carcinoma* + *λύσις* destruction]. A ferment derived from a Chinese variety of pine called "haisung." It is given subcutaneously or intramuscularly for cancer. Dose, 16 min. (1 c.c.) twice daily.

carcinolytic (kar''sin-o-lit'ik) [*carcinoma* + Gr. *λυτικός* destroying]. Destroying cancer cells.

carcinoma (kar-sin-o'mah), pl. *carcino'mata* [Gr. *καρκίνωμα,* from *καρκῖνος* crab, cancer] A malignant tumor or cancer; a new-growth made up of epithelial cells tending to infiltrate and give rise to metastases. **acinous c.,** carcinoma having an acinous structure, and including encephaloid and scirrhus. **acute c.,** encephaloid, or soft cancer. See *cancer.* **c. adenomato'sum,** a cancer with a disposition to form gland-like acini. **alveolar c.,** colloid carcinoma. **basal-celled c., c. basocellula're,** carcinoma developing from the cells of the deepest layer of the superficial epithelium and retaining the character of those cells. **chronic c.,** scirrhus or hard cancer. See *scirrhus.* **colloid c.,** carcinoma in which the cells have undergone colloid degeneration. Called also *gelatiniform c.* **c. cuta'neum,** epithelioma. **cylindric c.,** carcinoma in which the cells are cylindric or nearly so. **c. du'rum,** scirrhous carcinoma. **encephaloid c.,** cancer of a soft, brain-like structure, resembling scirrhous carcinoma, but having less connective tissue, larger alveoli, and more cells. **epibulbar c.,** a carcinoma which starts at the edge of the cornea and spreads over the cornea and conjunctiva **epidermoid c.,** carcinoma in which the cells tend to differentiate in the same way that the cells of the epidermis do, that is, they tend to form prickle cells and undergo cornification. **epithelial c.** See *epithelioma.* **c. epithelia'le adenoi'des,** carcinoma forming in epithelial surfaces, but made up of adenoid or gland-like forms. **erectile c.,** an encephaloid containing many blood-vessels: called also *hematoid c.* **c. ex ul'cere,** carcinoma of the stomach developed from simple ulcer. **c. fibro'sum,** scirrhous carcinoma. **gelatiniform c.** See *colloid c.* **c. gigantocel-**

lula're, carcinoma containing many giant-cells. **glandular c.,** carcinoma in which the cells are of the glandular or secreting type; adenocarcinoma. **hair-matrix c.,** basal-celled carcinoma. **hematoid c.** See *erectile c.* **hyaline c.,** colloid carcinoma **lenticular c., c. lenticula're,** scirrhous carcinoma of the skin with the formation of flattened papules and nodules which run together, forming fungoid masses. **lipomatous c.,** carcinoma containing much fat. **c. mastitoi'des,** a rapidly growing variety of breast cancer which, by setting up violent irritation, produces a round-cell infiltration resembling mastitis. Called also *mastitis carcinosa.* **c. medulla're,** medullary cancer. **melantoic c., c. melano'des,** encephaloid carcinoma which is blackened with melanin. **c. mol'le,** medullary cancer. **c. mucip'arum, c. muco'sum,** colloid carcinoma. **c. myxomato'des,** colloid cancer in which the stroma has undergone myxomatous degeneration. **c. ni'grum,** melanotic carcinoma. **c. ossif'icans, osteoid c.,** carcinoma in which there is deposit of bone. **periportal c.,** cancer of the liver, extending along and around the portal vessels. **pultaceous c.,** encephaloid carcinoma whose alveoli have thick walls and a pulpy juice. **c. sarcomato'des,** carcinoma showing transformation toward sarcoma. **scirrhous c.,** carcinoma with a hard structure composed of connective-tissue alveoli filled with masses of cells which have no vessels or interstitial substance; called also *chronic c.* and *hard c.* **c. scro'ti,** cancer of the scrotum. **c. sim'plex,** carcinoma in which the relative proportion between the stroma and the cells is normal **solanoid c.,** one having the consistence of raw potato. **c. spongio'sum,** medullary cancer. **squamous c.,** carcinoma developed from squamous epithelium, and having cuboid cells **tuberous c., c. tubero'sum,** scirrhous carcinoma of the skin with the formation of nodular projections. **c. villo'sum,** malignant papilloma

carcinomatoid (kar-sin-om'at-oid). Resembling carcinoma.

carcinomatophobia (kar-sin-o''mat-o-fo'be-ah). Morbid dread of becoming affected with carcinoma.

carcinomatosis (kar-sin-o-ma-to'sis). The condition of wide-spread dissemination of cancer throughout the body.

carcinomatous (kar-sin-om'at-us). Pertaining to or of the nature of cancer, malignant.

carcinomelcosis (kar''sin-o-mel-ko'sis) [Gr. καρκίνωμα cancer + ἕλκωσις ulceration]. A malignant or cancerous ulceration.

carcinosarcoma (kar''sin-o-sar-ko'mah). A condition of combined carcinoma and sarcoma.

carcinosis (kar-sin-o'sis). 1. Wide-spread dissemination of cancer throughout the body; carcinomatosis. 2. A cancer or malignant tumor. **miliary c.,** a form of carcinosis marked by the development of numerous nodules resembling miliary tubercles. **c. plu'ræ,** secondary cancer of the pleura in which the membrane is studded with nodules

carcinous (kar'sin-us). Cancerous.

carcoma (kar-ko'mah) [Spanish for the wood dust formed under the bark of trees]. Dark reddish-brown, granular matter occurring in the feces in tropical countries.

cardamom (kar'dam-om) [L. *cardamo'mum;* Gr. καρδάμωμον]. The seeds of *Eletta'ria cardamo'mum,* a plant of tropical Asia; a warm aromatic and carminative· used in colic and as a stomach tonic. Dose of the infusion, 1 fl.oz. (30 c.c.); of tincture (U. S. P.) or compound tincture (U. S. P.), 1–2 fl.dr. (4–8 c c.); of aromatic powder, 10 gr. (0.6 gm.).

Cardarelli's sign or **symptom** (kar-dar-el'ēz) [Antonio *Cardarelli,* Italian physician, died 1927]. See under *sign.*

Carden's amputation (kar'denz) [Henry Douglas *Carden,* English surgeon, died 1872]. See under *amputation.*

cardia (kar'de-ah) [Gr. καρδία heart]. The cardiac or esophageal orifice of the stomach.

cardiac (kar'de-ak) [L. *cardi'acus,* from Gr. καρδιακός]. 1. Pertaining to the heart. 2. A cordial, or restorative medicine.

cardiagra (kar-de-ag'rah) [Gr. καρδία heart + ἄγρα seizure]. Gout or pain of the heart.

cardialgia (kar-de-al'je-ah) [Gr καρδία heart + ἄλγος pain]. An uneasy or painful sensation in the stomach; heartburn.

cardialgic (kar-de-al'jik). Pertaining to or affected with cardialgia.

cardiameter (kar-de-am'et-er) [*cardia* + Gr. μέτρον measure]. An apparatus for determining the position of the cardia by measuring the distance between the former and the incisor teeth.

cardiamorphia (kar''de-am-or'fe-ah) [Gr. καρδία heart + α not + μορφή form]. Deformity or malformation of the heart.

cardianastrophe (kar''de-an-as'tro-fe) [Gr. καρδία heart + ἀναστροφή reversal of position] Congenital dislocation of the heart to the right side.

cardianesthesia (kar''de-an-es-the'ze-ah) [Gr. καρδία heart + ἀναισθησία anesthesia]. Absence of sensation in the heart.

cardianeuria (kar-de-an-u're-ah) [Gr. καρδία heart + ἄνευρος without nerves]. Deficiency of tone in the heart.

cardiant (kar'de-ant). A drug or agent stimulating the heart.

cardiasthenia (kar''de-as-the'ne-ah) [Gr. καρδία heart + ἀσθένεια weakness]. Neurasthenic weakness of the heart.

cardiataxia (kar''de-at-aks'e-ah) [Gr καρδία heart + *ataxia*]. Incoordination in the movements of the heart.

cardiazol (kar-di'az-ol). A synthetic product of the action of a hydrazoic acid on cystohexanon: used like camphor as a heart stimulant

cardicentesis (kar-de-sen-te'sis). Same as *cardiocentesis.*

cardiectasis (kar-de-ek'tas-is) [Gr. καρδία heart + ἔκτασις dilatation]. Dilatation of the heart.

cardiectomized (kar-de-ek'to-mīzd). Having the heart removed.

cardiectomy (kar-de-ek'to-me) [Gr. καρδία heart + ἐκτομή excision] 1. Excision of the heart 2. Excision of the cardiac end of the stomach.

cardin (kar'din). An animal extract from ox's heart, prescribed in heart diseases

cardinal (kar'din-al) [L. *cardina'lis,* from *car'do* a hinge]. Of primary or preëminent importance.

cardio- (kar'de-o-) [Gr. καρδία heart]. A prefix indicating relation to the heart.

cardio-accelerator (kar''de-o-ak-sel'er-a-tor). Quickening the heart's action.

cardio-aortic (kar''de-o-a-or'tik). Pertaining to the heart and the aorta.

cardio-arterial (kar''de-o-ar-te're-al). Pertaining to the heart and the aorta.

cardiocele (kar'de-o-sēl) [Gr καρδία heart + κήλη tumor]. Protrusion of the heart through a fissure of the diaphragm or through a wound.

cardiocentesis (kar''de-o-sen-te'sis) [Gr. καρδία heart + κέντησις puncture] Surgical puncture of the heart, designed to relieve its enlargement or for the injection of a medicine.

cardiocirrhosis (kar''de-o-sir-o'sis) [Gr. καρδία heart + *cirrhosis*]. Cirrhosis of the liver associated with heart disease. See *Hutinel's disease,* under *disease.*

cardioclasis (kar-de-ok'las-is) [Gr. καρδία heart + κλάσις break]. Rupture of the heart.

cardiodilator (kar''de-o-di'la-tor). An instrument for dilating the cardia in cardiospasm or stricture.

cardiodynamics (kar"de-o-di-nam'iks) [Gr. *καρδία* heart + *dynamics*]. The science of the motions and forces involved in the heart's action.

cardiodynia (kar"de-o-din'e-ah) [Gr. *καρδία* heart + *ὀδύνη* pain]. Pain in the heart.

cardiogenesis (kar"de-o-jen'es-is) [Gr. *καρδία* heart + *-γεν* to produce]. The development of the heart in the embryo.

cardiogenic (kar"de-o-jen'ik) [Gr. *καρδία* heart + *γεννᾶν* to produce]. Originating in the heart itself.

cardiogram (kar'de-o-gram) [Gr *καρδία* heart + *γράμμα* mark]. A tracing produced by means of the cardiograph. **esophageal c.**, a tracing of the contractions of the left auricle of the heart made by registering the pulsations of a column of air in a stomach-tube. **negative c.**, a cardiogram in which the curve falls below the abscissa instead of rising above it.

cardiograph (kar'de-o-graf) [Gr. *καρδία* heart + *γράφειν* to write]. An instrument placed over the heart to indicate the force and form of the heart's movements.

cardiographic (kar-de-o-graf'ik). Of, or relating to, cardiography.

cardiohepatic (kar"de-o-he-pat'ik). Pertaining to the heart and the liver.

cardio-inhibitory (kar"de-o-in-hib'it-o-re). Restraining or inhibiting the movements of the heart.

cardiokinetic (kar"de-o-kin-et'ik). 1. Exciting the heart. 2. A remedy that excites the heart.

cardiolith (kar'de-o-lith) [Gr *καρδία* heart + *λίθος* stone] A concretion or calculus within the heart.

cardiology (kar-de-ol'o-je) [Gr. *καρδία* heart + *λόγος* treatise]. The study of the heart and its functions.

cardiolysin (kar-de-ol'is-in). A cytotoxin which acts on heart muscle.

cardiolysis (kar-de-ol'is-is) [Gr. *καρδία* heart + *λύσις* loosening] An operation of freeing the heart and its adherent pericardium from its adhesion to the sternal periosteum in adhesive mediastinopericarditis. It is done by resecting the ribs and the sternum over the pericardium. Called also *thoracolysis præcordiaca*.

cardiomalacia (kar"de-o-mal-a'se-ah) [Gr. *καρδία* heart + *μαλακία* softness]. Morbid softening of the muscular substance of the heart.

cardiomegaly (kar"de-o-meg'-al-e) [Gr. *καρδία* heart + *μέγας* large]. Cardiac hypertrophy.

cardiomelanosis (kar"de-o-mel-an-o'sis). Melanosis of the heart.

cardiometer (kar-de-om'e-ter) [Gr. *καρδία* heart + *μέτρον* measure]. An instrument used in estimating the power of the heart's action.

cardiometry (kar-de-om'et-re). The estimation of the force of the heart's action.

cardiomotility (kar"de-o-mo-til'it-e). The movements of the heart; the motility of the heart.

cardiomyoliposis (kar"de-o-mi-o-li-po'sis) [Gr. *καρδία* heart + *μῦς* muscle + *λίπος* fat]. Fatty degeneration of the heart muscle.

cardionephric (kar"de-o-nef'rik). Pertaining to the heart and the kidney.

cardioneural (kar"de-o-nu'ral). Pertaining to the heart and nervous system.

cardioneurosis (kar"de-o-nu-ro'sis) [Gr. *καρδία* heart + *neurosis*]. A functional nervous disorder marked by attacks of deranged cardiac action, such as palpitation and irregularity, a feeling of suffocation, hot flushes, and a sensation of impending trouble; called also *pseudo-angina pectoris* and *cardiac neurasthenia*.

cardiopaludism (kar"de-o-pal'u-dizm) [Gr. *καρδία* heart + *paludism*]. Heart disease due to malaria. It is marked by gallop-rhythm in the tricuspid area, intermittent heart action, dilatation of the right heart, and reduplication of the diastolic sound.

cardiopath (kar'de-o-path). A person with heart disease.

cardiopathia (kar-de-o-path'e-ah). Cardiopathy.

cardiopathy (kar-de-op'ath-e) [Gr. *καρδία* heart + *πάθος* suffering]. Any disorder or disease of the heart. In addition to heart disease of inflammatory origin there are *arteriosclerotic cardiopathy*, due to arterial sclerosis; *fatty cardiopathy*, due to growth of fatty tissue, *nephropathic cardiopathy*, due to kidney disease, *thyreotoxic cardiopathy*, due to thyroid intoxication

cardiopericarditis (kar"de-o-per"e-kar-di'tis) [*carditis* + *pericarditis*]. Inflammation of the heart and pericardium together.

cardiophobia (kar"de-o-fo'be-ah) [Gr *καρδία* heart + *φόβος* fear]. Morbid dread of heart disease.

cardiophone (kar'de-o-fōn) [Gr. *καρδία* heart + *φωνή* voice] An instrument for making audible the sound of the heart muscle.

cardiophrenia (kar"de-o-fre'ne-ah). Same as *phrenocardia*.

cardioplasty (kar'de-o-plas-te) [*cardia* + Gr. *πλάσσειν* to form] A plastic operation on the cardia for the relief of cardiospasm.

cardioplegia (kar"de-o-ple'je-ah) [Gr. *καρδία* heart + *πληγή* stroke]. 1. Paralysis of the heart. 2. Direct injury done to the heart, as by a blow.

cardiopneumatic (kar"de-o-nu-mat'ik) [Gr. *καρδία* heart + *πνεῦμα* breath] Of or pertaining to the heart and respiration.

cardiopneumograph (kar"de-o-nu'mo-graf) [Gr. *καρδία* heart + *πνεῦμα* breath + *γράφειν* to record]. A machine which registers the cardiopneumatic movements.

cardioptosis (kar"de-o-to'sis) [Gr. *καρδία* heart + *πτῶσις* falling]. Downward displacement of the heart. Sometimes called *Rummo's disease*.

cardiopulmonary (kar"de-o-pul'mon-a-re). Pertaining to the heart and lungs.

cardiopuncture (kar"de-o-pungk'chur). Same as *cardiocentesis*.

cardiopyloric (kar"de-o-pi-lor'ik). Pertaining to the cardia and the pylorus

cardiorenal (kar"de-o-re'nal). Pertaining to the heart and the kidney.

cardiorrhaphy (kar-de-or'af-e) [Gr. *καρδία* heart + *ῥαφή* suture]. The operation of suturing the heart muscle.

cardiorrhexis (kar"de-o-reks'is) [Gr *καρδία* heart + *ῥῆξις* rupture]. Rupture of the heart.

cardioschisis (kar-de-os'kis-is). The breaking up of adhesions between the heart and the chest-wall in adhesive pericarditis.

cardiosclerosis (kar"de-o-skle-ro'sis) [Gr. *καρδία* heart + *σκληρός* hard]. Fibroid induration of the heart.

cardioscope (kar'de-o-skōp) [Gr. *καρδία* heart + *σκοπεῖν* to examine]. 1. An instrument for inspecting the interior of the heart. 2. Same as *cardiophone*.

cardiospasm (kar'de-o-spazm). Spasm of the cardiac sphincter of the stomach. **tropical c.** See *entalagão*.

cardiosphygmogram (kar"de-o-sfig'mo-gram). A tracing made by the cardiosphygmograph.

cardiosphygmograph (e-kard"o-sfig'mo-graf). A combination of the cardiograph and sphygmograph for recording the movements of the heart and radial pulse.

cardiosymphysis (kar"de-o-sim'fis-is) [Gr. *καρδία* heart + *σύμφυσις* growing together]. A condition in which the heart has become fixed to the chest by combined adhesion of the visceral and parietal pericardia to each other and by adhesion of the parietal pericardium to the mediastinal structures.

cardiotherapy (kar"de-o-ther'ap-e) [Gr. *καρδία* heart + *θεραπεία* treatment]. The treatment of heart diseases.

cardiotomy (kar-de-ot'o-me) [Gr. *καρδία* heart + *τομή* cut]. 1. Incision of the heart. 2. The operation of cutting the cardia for stricture of the esophagus.

cardiotonin (kar-de-o-to'nin). A combination of the active principle of convallaria with caffein sodiobenzoate.

cardiotoxic (kar"de-o-toks'ik). Poisonous to the heart.

cardiotrophotherapy (kar"de-o-trof"o-ther'ap-e) [Gr *καρδία* heart + *τρόφη* nutrition + *θεραπεία* treatment]. Metabolic treatment of heart disorders.

cardiovalvulotome (kar-de-o-val'vu-lo-tōm) [Gr. *καρδία* heart + L. *valvula* valve + Gr. *τομή* cut] An instrument for excising a portion of the mitral valve.

cardiovascular (kar"de-o-vas'ku-lar). Pertaining to the heart and blood-vessels.

cardiovascular-renal (kar"de-o-vas'ku-lar-re'nal). Pertaining to the heart, blood-vessels, and kidney.

carditis (kar-di'tis) [Gr. *καρδία* heart + *-ιτις* inflammation]. Inflammation of the heart. **Sterges' c.**, a combination of endo- and pericarditis.

cardivalvulitis (kar"de-val-vu-li'tis). Inflammation of the heart valves.

cardol (kar'dol). 1. An irritant and vesicating oil, $C_{21}H_{30}O_2$, from the husks of the cashew-nut, the fruit of *Anacar'dium occidenta'le*. 2. Tribromsalol, $C_6H_4(OH)CO_2.C_6H_2Br_3$: an intestinal antiseptic, hypnotic, and analgesic agent. Dose, 8–30 gr. (0.5–2 gm.).

Carduus benedic'tus (kar'du-us). See *Cnicus*.

careotrypanosis (ka"re-o-tri-pan-o'sis). See *Chagas' disease*, under *disease*.

cargentos (kar-jen'tos). A black colloidal silver oxid used as a local germicide in 5 to 50 per cent. solution.

Cargile membrane (kar'gil) [Charles H. *Cargile*, American surgeon, born 1853]. See under *membrane*.

caribi (kah-re'be). Epidemic gangrenous **rectitis**. See under *rectitis*

Carica (kar'ik-ah) [L. "fig"]. See *papaw*.

caricin (kar'is-in). Same as *papain*.

caricous (kar'ik-us) [L. *car'ica* fig]. Shaped like or resembling a fig.

caries (ka're-ēz) [L "rottenness"]. The molecular decay or death of a bone, in which it becomes softened, discolored, and porous. It produces a chronic inflammation of the periosteum and surrounding tissues, and forms a cold abscess filled with a cheesy, fetid, pus-like liquid, which generally burrows through the soft parts until it opens externally by a sinus or fistula **backward c.**, dental caries which progresses backward from the dento-enamel juncture into the enamel. **central c.**, a chronic abscess in the interior of a bone. **dental c.**, dissolution and disintegration of the enamel and dentin by the action of acid-producing bacteria and their products. *c. of first degree*, dental caries in which the enamel alone has become decalcified. *c. of second degree*, dental caries in which the enamel and dentin are affected, the pulp not yet being involved. *c. of third degree*, dental caries which has penetrated to the extent of exposing the pulp. *c. of fourth degree*, dental caries which has penetrated to the pulp so that the latter has undergone putrefactive decomposition. **dry c., c. sic'ca**, a form of tuberculous caries of the joints and ends of bones; rarefying osteitis **c. fungo'sa**, a form of tuberculosis of a bone. **lateral c.**, dental caries which extends laterally at the dento-enamel junction. **necrotic c.**, a disease in which pieces of bone lie in a suppurating cavity. **spinal c.**, Pott's disease; tuberculous osteitis of the vertebræ and of the intervertebral cartilages.

cariesan (ka're-e-san). A preparation of alkali sulphocyanates and diastase: used to prevent caries of the teeth.

cariesin (kar'e-es-in). A medicinal preparation of carious bone.

carina (kar-i'nah) [L. "keel"]. Any ridge-like structure. **c. for'nicis**, a mesial ridge on the under surface of the fornix **c. urethra'lis vagi'næ**, a median ridge on the anterior wall of the vagina.

carinate (kar'in-āt) [L *cari'na* a keel] Keel-shaped; having a keel-like process.

carination (kar-in-a'shun). A ridged condition of a part.

cariosity (ka-re-os'it-e). The quality of being carious.

carious (ka're-us) [L. *cario'sus*]. Affected with or of the nature of caries.

carissin (ka-ris'in). A glucosid from the bark of *Carissa o'vata:* its action is like that of strophanthin.

Carleton's spots (karl'tonz) [B. G. *Carleton*, American physician, born 1856]. See under *spot*.

Carlsbad salt (kahrlz'bahd). A salt prepared from a mineral spring at Carlsbad or imitative of it.

carmalum (kar-mal'um). A stain: carmin, 1 part; alum, 10 parts; water, 100 parts.

carmin (kar'min). A red coloring-matter derived from cochineal by the addition of alum: used as a histologic stain. **alizarin c.**, alizarin red. See under *red*. **borax c.**, an alkaline staining fluid made of borax, carmin, and water: used as a red nuclear stain. See *stains, table of*. **lithium-c.** See *Orth's lithium-carmin*, under *stains, table of*. **c.-red**, a stain, $C_{11}H_{12}O_7$, derived from carmin. **Schneider's c.**, a saturated solution of carmin in concentrated acetic acid.

carminative (kar-min'ah-tiv) [L. *car'men* charm]. 1. Relieving flatulence. 2. A medicine which relieves flatulence and assuages pain. The chief carminatives are anise, caraway, cardamom, cajuput, chalk, cinnamon, cloves, coriander, dill, fennel, ginger, juniper, lavender, lime-water, nutmeg, peppermint, pimenta, spearmint, and sodium carbonate. **Dalby's c.**, a mild carminative opiate: used mainly for children in domestic treatment. Dose, ½–1 teaspoonful. **Dewees' c.**, mistura magnesiæ et asafœtidæ.

carminic acid (kar-min'ik). See *acid*.

carminophil (kar-min'o-fil) [*carmin* + Gr. *φιλεῖν* to love]. 1. Easily stainable with carmin. 2. A cell or other element that readily takes a stain from carmin.

carminum (kar-mi'num). Carmin.

carnauba (kar-na-oo'bah) [Braz.]. A South American palm with a medicinal root, *Copernic'ia cerif'era*. **c. wax**, a kind of wax largely obtained from the palm.

carnaubon (kar-na-oo'bon). A phospholipin occurring in the kidney.

carneous (kar'ne-us) [L. *car'neus*, from *ca'ro* flesh]. Fleshy.

carniferrin (kar-nif-er'in) [L. *ca'ro, car'nis* flesh + *fer'rum* iron]. 1. A complex body isolated from milk that yields carnic, lactic, succinic, and oxylic acids on decomposition. 2. A preparation of iron, phosphoric, and sarcolactic acids: useful in anemia. Aggregate daily dose, 7 gr. (0.5 gm.).

carniferrol (kar-ne-fer'ol). A preparation of meat peptone and iron: a diuretic and stimulant.

carnification (kar"nif-ik-a'shun) [L. *ca'ro* flesh + *fa'cere* to make]. The change of any other structure into flesh or a substance resembling it.

carnin (kar'nin) [L. *ca'ro* flesh]. A leukomain, inosin, $C_7H_8N_4O + H_2O$, derivable from meat extract and from yeast. It is said to be poisonous

carnitin (kar'nit-in) A betain found in the flesh of horses, hogs, and calves, probably trimethyl oxybutyrobetain, $C_7H_{15}NO_3$. It causes vomiting, purging, salivation, and mydriasis when injected into animals. Called also *novain*

carnivorous (kar-niv'or-us) [L. *ca'ro* flesh + *vora're* to devour]. Eating flesh.

carnogen (kar'no-jen). A compound of fibrin and red bone-marrow· useful in wasting diseases. Dose, 1–2 tablespoonfuls.

carnolin (kar'no-lin). A solution of 1.5 per cent. of formaldehyd in water: a disinfectant and food preservative.

carnophobia (kar-no-fo'be-ah) [L. *ca'ro* flesh + Gr. φόβος fear]. Abnormal aversion to meat diet.

carnose (kar'nōs). A dietetic meat-preparation: proprietary.

carnosin (kar'no-sin). Ignotin; a base, $C_9H_{14}N_4O_3$, derived from extract of meat.

carnosity (kar-nos'it-e) [L. *carnos'itas* fleshiness]. Any abnormal fleshy excrescence.

carnutin (kar-nu'tin). A ptomain, alpha-oxy-gamma-trimethyl butyrobetain, found in muscle tissue.

caro (ka'ro) [L.]. Flesh or muscular tissue.

caroba (kah-ro'bah). See *Jacaranda*.

carobin (kar'o-bin). One of the alkaloids of jacaranda.

caroid (ka'roid) [L. *ca'ro* flesh]. A digestant preparation of papaw in the form of a white powder said to be a vegetable pepsin.

carolinium (kar-o-lin'e-um). A supposed element obtained from thorium oxid.

carone (kar'ōn). A colorless, oily ketone, $C_{10}H_{16}O$, having an odor of camphor and peppermint and prepared from carvone.

carota (ka-ro'tah), pl. *caro'tæ*. Latin for *carrot*.

carotene (kar'o-tēn). See *carotin*.

carotic (kar-ot'ik) [Gr. κάρος torpor]. Pertaining to or of the nature of carus, or stupor.

caroticotympanic (kar-ot''ik-o-tim-pan'ik). Pertaining to the carotid canal and the tympanum.

carotid (kar-ot'id) [Gr. καρωτίς, from κάρος deep sleep]. 1 The principal artery of the neck. See *arteries, table of*. 2 Of or pertaining to a carotid artery.

carotin (kar'o-tin). The yellow pigment found in carrots, sweet potatoes, other vegetables, milk-fat, body fat, egg yolk, and other things. It is a chromo-lipoid hydrocarbon of unknown composition. **c. group**, the carotins; the plant chromolipoids.

carotinemia (kar-o-tin-e'me-ah) [*carotin* + Gr. αἷμα blood]. Presence of carotin in the blood; it sometimes occurs in sufficient quantities to produce skin pigmentation resembling jaundice, a pseudojaundice.

carotinoid (kar-o'tin-oid). 1. Marked by a yellow color resembling that produced by carotin 2 Any one of a number of chromolipoids closely related to carotin, and including both carotins and xanthophylls.

carpain (kar-pa'in). An alkaloid, $C_{14}H_{25}NO_2$, from papaya: used like digitalis. Hypodermic dose, $\frac{1}{10}$ to $\frac{1}{8}$ gr. (0.006–0.01 gm.).

carpal (kar'pal) [L. *carpa'lis*]. Of or pertaining to the carpus, or wrist.

carpale (kar-pa'le). A carpal bone.

carpectomy (kar-pek'to-me) [*carpus* + Gr. ἐκτομή excision]. Excision of one or more of the carpal bones.

carpel (kar'pel). A one-celled pistil, or one of the members composing a compound pistil or seed-vessel.

carphologia (kar-fo-lo'je-ah). Carphology.

carphology (kar-fol'o-je) [Gr. κάρφος chaff + λέγειν to collect] The involuntary picking at the bedclothes seen in grave fevers and in conditions of great exhaustion.

carpitis (kar-pi'tis). Inflammation of the synovial membranes of the bones of the carpal joint of domestic animals, producing swelling, pain, and lameness.

carpocarpal (kar-po-kar'pal). Pertaining to two parts of the carpus.

Carpoglyp'tus passula'rum. A tyroglyphid mite which infests dried fruit.

carpogonium (kar-po-go'ne-um). See *ascogonium*.

carpometacarpal (kar''po-met-ah-kar'pal). Pertaining to the carpus and metacarpus.

carpopedal (kar-po-pe'dal) [*carpal* + *pedal*]. Affecting the carpus and the foot.

carpophalangeal (kar''po-fa-lan'je-al). Pertaining to the wrist and the phalanges.

carpoptosis (kar-pop-to'sis) [*carpus* + *ptosis*]. See *wrist-drop*.

Carpue's operation (kar'pūz) [Joseph C. *Carpue*, English surgeon, 1764–1846] See under *operation*.

carpus (kar'pus) [L for "wrist"; Gr. καρπός]. The wrist, also the eight carpal bones collectively scaphoid, semilunar, cuneiform, pisiform, trapezium, trapezoid, os magnum, and unciform.

carrageen, carragheen (kar'ah-ghēn). Irish moss. See *Chondrus*.

carreau (kar-o') [Fr.] Enlargement and hardening of the abdomen caused by disease of the peritoneum and abdominal walls.

carrefour sensitif (kahr-a-for sen-sit-if') [Fr. "sensitive crossway"]. The last third of the posterior limbs of the internal capsule in the lowest part of the optostriate region.

Carrel's method, mixture, treatment (kar-elz') [Alexis *Carrel*, French surgeon in New York, born 1873]. See under *method, mixture*, and *treatment*

Carrel-Dakin fluid. See under *fluid*.

carrier (kar'e-er). An individual who harbors in his body the specific organisms of a disease without manifest symptoms and thus acts as a carrier or distributor of the infection. **active c.**, a person who harbors a pathogenic organism after recovering from the disease. **chronic c.**, a person in whom the organism of a disease persists after recovery from the disease, or one who, though he may never have had the disease, still carries the organisms in his body. **contact c.**, a person who has been exposed to an infection, and, although healthy, may act as a carrier of the infection. **convalescent c.**, a person convalescent from a disease who may act as a carrier of infection. **gamete c.**, a healthy person who transmits a parasitic disease by parasites undergoing intracapsular conjugation in his body (Craig) **healthy c.**, a person who has never had the disease, but yet carries the infecting organism in his body. **incubatory c.**, an individual who is in the incubation period of an infectious disease and will soon manifest the symptoms. **intermittent c.**, a carrier who discharges the pathogenic organisms from time to time **intestinal c.**, a carrier who harbors the infective bacteria in the feces. **passive c.**, a carrier who harbors a pathogenic organism without having had the disease. **temporary c., transitory c.**, a carrier who harbors a pathogenic organism for brief periods of time **urinary c.**, a carrier who discharges infective organisms in his urine.

Carrion's disease (kar-e-onz') [Daniel E. *Carrion*, a student in Peru who died of the disease in 1886]. Oroya fever

Carron oil (kar'on) [named from *Carron* iron works in Scotland]. A liniment of linseed oil and lime-water: used for burns.

carrot (kar'ut) [L. *caro'ta*]. The umbelliferous plant, *Dau'cus caro'ta:* its seed is diuretic and stimulant· used in dropsy, strangury, and amenorrhea. Dose, 30–60 gr. (2–4 gm.). The root is used in making poultices for ulcers.

carrotene (kar'ot-ēn). Same as *carotin.*

car-sickness (kar-sik'nes). An attack, not unlike sea-sickness, induced by railway travel.

Carswell's grapes (karz'welz) [Sir Robert *Carswell,* English physician, 1793–1857]. See *grapes.*

Carter's fever (kar'terz) [Henry Vandyke *Carter,* Anglo-Indian physician, 1831–1897]. See under *fever.*

Carter's operation, splint (kar'terz) [William Wesley *Carter,* New York rhinologist, born 1860]. See under *operation* (2d def.) and *splint.*

carthamin (kar'tham-in). A coloring-matter, $C_{14}H_{16}O_7$, from safflower.

Carthamus (kar'tham-us) [L.]. A genus of composite-flowered plants. **C. tincto'rius,** is the safflower, or bastard saffron. the flowers are diuretic, aperient, and diaphoretic Dose of fluid-extract of florets, 5–20 min. (0.3–1.3 c.c).

cartilage (kar'til-āj) [L. *cartila'go,* pl *cartila'gines*]. The gristle or white elastic substance attached to articular bone-surfaces and forming certain parts of the skeleton. Cartilage is a form of connective tissue composed of cells arranged in groups and buried in cavities (*c.-capsules*) in a homogeneous matrix. **accessory c.** Same as *sesamoid c.* **alar c's,** the cartilages of the wings

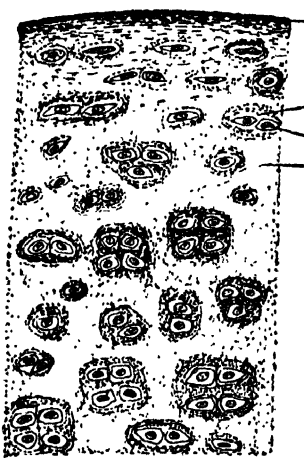

Section of hyaline cartilage from the trachea (Hill)

of the nose. **alisphenoid c.,** the embryonic cartilage which develops into the great wing of the sphenoid bone. **annular c.** Same as *cricoid c.* **aortic c.,** the second costal cartilage on the right side. **arthrodial c., articular c.,** a thin layer of hyaline cartilage on joint surfaces of bones. **arytenoid c's,** pitcher-shaped cartilages of the back of the larynx at the upper border of the cricoid cartilage. **auditory c.,** the auditory capsule. See under *capsule.* **auricular c.** 1. The cartilage of the external ear. 2. An ear-shaped cartilage at the sacro-iliac articulation. **bone-c.,** ossein. **c.-bones,** those heavy bones which are formed by the ossification of a temporary cartilage. **branchial c.,** one of the rods of cartilage in the branchial arches of the embryo. **Brecht's c.,** suprasternal bone. **calcified c.,** cartilage containing a deposit of calcareous matter in its matrix. **c.-capsules,** the lining membranes of the lacunæ of cartilage. **cariniform c.,** the cartilaginous prolongation at the anterior end of the sternum of a horse. **c.-cells, c.-corpuscles,** connective-tissue cells contained in the lacunæ of cartilage. **cellular c.,** a variety composed almost entirely of cells: in mankind it is found only in the chorda dorsalis of the embryo. **central c.,** an opacity in the center of the lens. **ciliary c.** Same as *palpebral c.* **circumferential c.,** a ring of fibrocartilage forming a border around certain joint cavities. **conchal c.,** the auricular cartilage of the ear. **connecting c.,** the cartilage connecting the surfaces of an immovable joint. **corniculate c's.** Same as *Santorini's c's* **costal c's,** those which connect the true ribs with the sternum. **cricoid c.,** a ring-like cartilage forming the lower and back part of the cavity of the larynx. **cuneiform c.,** a cartilage on either side in the aryteno-epiglottidean fold called also *c. of Wrisberg.* **dentinal c.,** the substance that remains after the dissolving of the lime-salts of dentin in an acid. **diarthrodial c.,** an articular cartilage. **elastic c.** Same as *reticular c.* **ensiform c.** See *xiphoid process,* under *process.* **epactal c's,** nodules of cartilage on the upper edge of the alar cartilages of the nose. **epiphyseal c.,** that which is interposed between the epiphysis and the shaft of the bone: by its growth the bone increases in length. **epistapedial c.,** a cartilage extending from the columella to the tympanum **eustachian c.,** the cartilaginous portion of the eustachian tube. **falciform c.,** semilunar cartilage. **fibro-c.** See *fibrocartilage* **fibro-elastic c.,** cartilage composed of elastic fibers embedded in hyaline cartilage. It is found in the external ear, the eustachian cartilage, the epiglottis, parts of the arytenoid cartilages, and the cartilages of Wrisberg and Santorini. **floating c.,** a loose piece of articular cartilage **gingival c.,** the tissue that covers the loculus which contains an unerupted tooth. **Huschke's c's,** two irregular rods of cartilage at the border of the cartilaginous septum of the nose. **hyaline c.,** cartilage which has a granular or homogeneous matrix with little fibrous tissue. **innominate c.** Same as *cricoid c.* **interarticular c.** Same as *articular c.* **interosseous c.** Same as *connecting c.* **intervertebral c.,** an intervertebral disk. **intrathyroid c.,** one connecting the ala of the thyroid cartilage in early life. **investing c.** Same as *articular c.* **Jacobson's c.,** a hyaline cartilage which supports Jacobson's organ. **lateral c.,** in the horse, one of the cartilages from the end of the third phalanx to the heel of the hoof **loose c.,** a floating cartilage **Luschka's c.,** a small nodule of cartilage in the anterior part of the true vocal cord **mandibular c.,** Meckel's cartilage. **meatal c.,** the cartilaginous part of the external auditory meatus. **Meckel's c.,** that of the first branchial arch. **minor c's, sesamoid c's,** three or four small plates associated with the lower lateral cartilages of the nose **mucronate c.,** the ensiform cartilage **nasal c's** are five in number the *lower* and *upper lateral* and the *septal,* besides the minor or sesamoid cartilages. **obducent c.,** an articular cartilage. **ossifying c.** See *temporary c.* **palpebral c's,** the tarsal plates of the eyelids (not composed of true cartilage). **parachordal c's,** the two cartilages at the sides of the occipital part of the notochord of the fetus. **parenchymatous c.** Same as *cellular c.* **periotic c.,** an oval mass on each side of the upper surface of the fetal chondrocranium. **permanent c.,** any cartilage which does not normally become ossified. **plexiform c.** Same as *fibro-elastic c* **precursory c.,** temporary cartilage. **primordial c.,** temporary cartilage. **pulmonary c.,** the third costal cartilage on the left side **Reichert's c.,** the cartilage of the hyoid arch of the embryo, whence are developed the styloid process and adjacent structures. **reticular c.** Same as *yellow c.* **Santorini's c's,** the cornicula laryngis. **semilunar c.,** an interarticular cartilage of the knee-joint. **septal c.,** the cartilage of the nasal septum. **sesamoid c's,** small cartilages in the lateral part of the wing of the nose. **sigmoid c.,** a semilunar cartilage. **sternal c.,** a costal cartilage of a true rib. **stratified c..** fibro-

cartilage. **supra-arytenoid c.** Same as *corniculum laryngis*. **synarthrodial c.**, a cartilage of a synchondrosis. **tarsal c's**, the palpebral cartilages (so called). **temporary c.**, any cartilage which is normally destined to become changed into a bone: called also *ossifying c.* **tendon-c.**, a form of embryonic cartilage by which tendons and bones are united. **thyroid c.**, the large cartilage of the larynx forming the prominence known as the pomum adami. **tracheal c.**, one of the rings of cartilage, 16 to 20 in number, which form the skeleton of the trachea. **triquetrous c.** 1. The arytenoid cartilage. 2. The articular cartilage of the distal radio-ulnar articulation. **triticeous c.**, a cartilaginous or bony nodule often found in each of the two lateral thyrohyoid ligaments. **vomeronasal c.** Same as *Jacobson's c.* **Weitbrecht's c.**, the interarticular fibrocartilage of the acromioclavicular joint. **Wrisberg's c.** See *cuneiform c.* **xiphoid c.** See *xiphoid process*, under *process*. **Y-c.**, a Y-shaped cartilage in the acetabulum, joining the ilium, ischium, and pubes. **yellow c.**, any cartilage of which the matrix is mainly a network of yellow fibers. For other varieties, see *fibrocartilage*

cartilagin (kar'til-aj-in) A principle found in cartilage, which is changed by boiling into chondrin.

cartilaginification (kar"til-aj-in"if-ik-a'shun). Change into cartilage.

cartilaginiform (kar-til-aj-in'if-orm). Resembling cartilage.

cartilaginoid (kar-til-aj'in-oid). Resembling cartilage.

cartilaginous (kar-til-aj'in-us). Consisting of or of the nature of cartilage.

cartilago (kar-til-a'go). Latin for *cartilage*. **c. ala'ris ma'jor** [B N A], the greater alar cartilage. **c. ala'ris mi'nor** [B N A], the lesser alar cartilage. **c. articula'ris** [B N A], articular cartilage. **c. arytænoi'dea** [B N A], arytenoid cartilage **c. auric'ulæ** [B N A], the cartilage of the auricle of the ear. **c. cornicula'ta** [B N A], the cartilage of Santorini. **c. cuneifor'mis** [B N A], cuneiform cartilage. **c. falca'ta** [B N A], a semilunar cartilage. **c. na'si latera'lis** [B N A], the upper lateral cartilage of the nose. **c. sep'ti na'si** [B N A], the cartilaginous portion of the nasal septum. **c. sesamoi'dea laryn'gis** [B N A], an occasional cartilaginous node on the external border of the arytenoid cartilage. **c. sesamoi'dea na'si** [B N A], a small cartilage in the lateral part of the wing of the nose. **c. thyroi'dea** [B N A], thyroid cartilage **c. trachea'lis** [B N A], treacheal cartilage. **c. triangula'ris** [B N A], **c. triquet'ra carpi**, the triquetrous cartilage of the wrist **c. tritic'ea** [B N A], triticeous cartilage. **c. tu'bæ auditi'væ** [B N A], the eustachian cartilage. **c. vomeronasa'lis**, Jacobson's cartilage.

cartilagotropic (kar-til-ag-o-trop'ik) [L *cartila'go*, cartilage + Gr. τρόπος turning]. Having affinity for cartilage.

carum (ka'rum) Latin and U. S P. name for *caraway*.

caruncle (kar'ung-kl) [L. *carun'cula*, dim. of *ca'ro* flesh]. Any small fleshy eminence, whether normal or abnormal. **lacrimal c.**, the red eminence at the inner angle of the eye. **morgagnian c.**, the middle lobe of the prostate. **urethral c.**, a small red growth on the mucous membrane of the urinary meatus in women.

caruncula (kar-ung'ku-lah), pl. *carun'culæ*. Latin for *caruncle*. **c. hymena'les** [B N A]. See *c. myrtiformes*. **c. mammilla'ris**, the tuber olfactorium; the gray mass from which the middle root of the olfactory nerve arises. **c. myrtifor'mes**, small elevations surrounding the vaginal orifice, supposed to be relics of the ruptured hymen. **c. saliva'ris, c. sublingua'lis** [B N A], a little eminence on each side of the frenum of the tongue, at the apex of which is the opening of the duct of the sublingual gland.

Carus, curve of (kah'rus) [Karl Gustav *Carus*, German obstetrician, 1789–1869]. See under *curve*.

carvacrol (kar'vak-rol). A stimulant oil, methylisopropylphenol, $CH_3.C_6H_3OH\ C_3H_7$, obtainable from camphor, oil of caraway, savory, etc., having the taste and uses of creosote. **c. iodid.** See *iodocrol*.

carvacrolphthalein (kar"vak-rol-thal'e-in). A compound recommended as a non-irritating cathartic.

carvene (kar-vēn') [L. *car'vi* caraway]. A terpene, $C_{10}H_{16}$, from oil of caraway; limonene.

carvol (kar'vol). A light, fragrant oil, $C_{10}H_{14}O$, separated from the oil of caraway, cumin, dill, etc. Called also *carvone*.

caryin (ka're-in) [Gr. κάρυον nut]. A crystallizable principle obtainable from the bark of a hickory tree (*Hico'ria* or *Ca'rya tomento'sa*) of North America.

caryochrome, caryocinesis, etc. See *karyochrome, karyokinesis*, etc.

caryokinesis (kar"e-o-kin-e'sis). See *mitosis*.

caryophil (kar'e-o-fil). Staining easily with thiazin-ammonium stains.

caryophyllin (kar"e-o-fil'in). A resin or camphor, $C_{10}H_{16}O$, from oil of cloves.

caryophyllus (kar"e-o-fil'us) [Gr. κάρυον nut + φύλλον leaf]. Latin and U. S. P. name for *clove*.

caryoplasm (kar'e-o-plazm). See *karyoplasm*.

caryotin (kar'e-o-tin). Chromatin.

caryozoic (kar-e-o-zo'ik). See *karyozoic*.

casanthrol (kas-an'throl). A preparation of casein and a coal-tar product, used as a varnish in eczema, prurigo, and other skin diseases.

casca bark (kas'kah). See *Erythrophlæum*.

cascanata (kas-kan-at'ah). A proprietary laxative preparation.

cascara (kas-kar'ah). Spanish for *bark*. **c. amar'ga** [Sp for "bitter bark"], Honduras bark; the bark of *Picram'nia antides'ma*, a tree of tropical America: alterative and tonic. Dose of extract, 5–10 gr. (0.32–0.65 gm); of fluidextract, 15 min.–2 fl dr (1–8 c.c.). **c. sagra'da** [Sp. for "sacred bark"], the bark of *Rham'nus purshia'na*, a shrub of the Pacific States of the United States. It is a stimulant laxative and cathartic, recommended for the treatment of chronic constipation. Dose of fluidextract (U. S. P.), 10–20 min. (0.666–1.333 c.c.); of aromatic fluidextract (U. S. P.), 30 min. (2 c.c.), of extract (U. S. P.), 2–8 gr. (0.13–0.52 gm.).

cascarenna (kas-kar-en'ah). A proprietary laxative for children.

cascarilla (kas-kah-ril'ah). 1. The bark of *Cro'ton elute'ria*, a small tree of tropical America: a tonic and aromatic stomachic. Dose in powder, 20–30 gr. (1.3–1.85 gm.). Its tincture and infusion are also prescribed. 2. A genus of rubiaceous trees allied to *Cincho'na:* the bark of *C. hexan'dra* is an unofficial cinchona substitute.

cascarillin (kas-kah-ril'in). A bitter, crystallizable principle, $C_{12}H_{18}O_4$, from cascarilla bark, slightly soluble in water.

cascarin (kas-kar'in). A colorless, crystalline preparation from *cascar'a sagra'da*. Dose, 1½–3 gr. (0.099–0.198 gm); more correctly, a glucosid from the same.

case (kās). A particular instance of disease; as a *case of typhoid*.

caseanic acid (ka-se-an'ik). See *acid*.

casease (ka'se-ās) [L. *ca'seus* cheese] A ferment derived from bacterial cultures, capable of dissolving albumin and the casein of milk and cheese.

caseation (ka-se-a'shun) [L. *ca'seus* cheese]. The precipitation of casein; also, cheesy degeneration; conversion into cheese-like matter.

case-book (kās-book). A book in which a physician enters the records of his cases.

casec (ka'sek). A proprietary name of calcium caseinate.

casein (ka'se-in) [L. *ca'seus* cheese]. A phosphoprotein, the principal protein of milk, the basis of curd and of cheese. It is precipitated from milk as a white amorphous substance by dilute acids and redissolves on the addition of alkalis or an excess of acid. Rennet changes it to an insoluble curd. Casein is used as a food, being added to other ingredients of the diet, when it is desired to increase the protein content of the diet. **c.-dyspepton,** a substance formed when milk is digested with pepsin and hydrochloric acid. **gluten-c.,** a form of casein from the seeds of various cereal plants; glutin. **c.-mercury,** a preparation of casein and mercuric chlorid, soluble in water: antiseptic. **Panum's c.,** serum globulin. **c. saccharid,** a preparation of casein and sugar. used in making emulsions. **c.-sodium,** a nutrient preparation of casein and sodium hydroxid **vegetable c.,** a protein contained in glutein and resembling casein.

caseinhydrol (ka-se-in-hi'drol). A mixture of equal parts of magnesium perhydrol and casein-calcium. used in diabetes.

caseinic acid (ka-se-in'ik). See *acid.*

caseinogen (ka-se-in'o-jen) [*casein* + Gr. γεννᾶν to produce]. A protein of milk producing casein when acted upon by rennin.

caseinogenate (ka-se-in'o-jen-āt). A salt of caseinogen.

caseogenous (ka-se-oj'en-us). Producing caseation.

caseo-iodin (ka"se-o-i'o-din). A white powder prepared from casein and iodin: used for goiter and myxedema.

caseosan (ka'se-o-san). A proprietary purified sterile casein for injection in non-specific protein therapy.

caseose (ka'se-ōs). A proteose produced during the digestion of casein (Chittenden).

caseoserum (ka"se-o-se'rum). An antiserum produced by immunization with casein.

caseous (ka'se-us). Resembling cheese or curd. See *degeneration.*

case-taking (kās'tak-ing). The collection of diagnostic, prognostic, and other professional memoranda.

casette (ka-set'). A roentgenographic plate-holder.

cashe (ka-sha'). Same as *caché.*

cashew-nut (kash'ew). The fruit of *Anacar'dium occidenta'le,* a tree of tropical America its oil is used for leprosy and is escharotic.

$CaSO_4$. Calcium sulphate.

casoid (ka'soid). A proprietary flour containing casein, and practically free from carbohydrates

cassareep, cassaripe (kas'ar-ēp). A non-poisonous extract made by boiling the poisonous juice from the root of the plant cassava, *Jat'ropha man'ihot* or *Man'ihot utilis'sima,* of tropical America, where it is used as a condiment. It is antiseptic, and is used in diseases of the eye, such as corneal ulcers and purulent conjunctivitis.

cassava (kas-ah'vah) [Sp. *casabe*]. The plants *Man'ihot utilis'sima* and *M. ai'pi;* also the starch from their roots, which furnishes tapioca.

Casselberry position (kas'el-ber-e) [William Evans *Casselberry,* American laryngologist, 1858–1916]. See under *position.*

casserian (kas-e're-an). Discovered by or named from Giulio *Casserio* (1556–1616), an Italian anatomist. a term sometimes applied by error to the gasserian ganglion.

Cassia (kash'e-ah) [L.; Gr. κασία]. A genus of leguminous trees and herbs. *C. acutifo'lia* and *C. elonga'ta,* of North Africa and South Asia, afford *senna. C. marilan'dica,* a herb of the United States, gives an inferior kind of senna. **c.-bark,** trade name of Chinese cinnamon. See *Cinnamon.* **c.-buds,** the unripe fruit of various species of *Cinnamo'mum.* **C. fis'tula,** the dried fruit of Cathartocarpus fistula, a tree of the East Indies. Dose, 1–2 dr (4–8 gm.). **purging c.** Cassia.

cassiopeium (kas-e-o-pe'um). See *lutecium.*

Cas'sius Fe'lix. A Latin medical writer who prior to 26 A. D. published a work upon specialized pathology and therapeutics which is supposed to be the original of Celsus.

cassumunar (kas-u-mu'nar). The root of *Zin'giber cassumu'nar,* an East Indian plant closely allied to ginger: tonic, aromatic, and stimulant.

cast (kast). 1. A mold of a hollow organ, as of a renal tubule or a bronchiole, formed of effused plastic matter. 2. To form an object in a mold. **bacterial c.,** a tube cast made up of bacteria or containing a large number of bacteria **blood-c.,** a filament of coagulated fibrin in the urine, inclosing blood-corpuscles **coma c.,** a renal cast containing strongly refracting granules said to indicate oncoming coma in diabetes Called also *Kulz's cylinder.* **decidual c.,** the fleshy mass discharged from the uterus at the time of rupture of an ectopic pregnancy **epithelial c.,** a urinary cast made up of columnar renal epithelium or of round cells. **false c.** See *pseudocast.* **fatty c.,** any cast made up of material loaded with fat globules. **fibrinous c.,** a cast resembling a waxy cast, but having a distinctly yellow color like beeswax, often seen in acute nephritis **granular c.,** a dark colored renal cast of granular or cell-like substance, it being a degenerated form of a hyaline or waxy cast **hair c.** See *hair-ball.* **hyaline c.,** a nearly transparent urinary cast made up of homogeneous protein, but slightly refractive **Külz's c.,** short hyaline or granular casts seen at the beginning and during the course of diabetic coma **mucus-c.,** a cylindroid. **pus-c.,** a renal cast made up of fibrin containing leukocytes **renal c.** Same as *tube-c.* **spiral c.,** a renal cast having a spiral or twisted shape. **spurious c., spurious tube-c.,** a cylindroid. **tube-c.,** an albuminous cast of a uriniferous tubule occurring in the urine in disease of the kidney. Their presence in the urine is known as *cylindruria.* Called also *renal c* and *urinary cast.* **waxy c.,** one made up of a highly refractive, translucent, amyloid substance.

Castanea (kas-ta'ne-ah) [L., Gr. κάστανον chestnut]. A genus of trees, the chestnuts, also, the leaves of *C. denta'ta,* the common chestnut tree: used in whooping-cough. Dose of fluidextract, ½–2 dr. (2–8 c.c.).

Cas'tela nicholso'ni. See *chaparro amargoso.*

Castellanella (kas-tel-an-el'ah) [Aldo *Castellani*]. A genus of trypanosomes to which some of the old species of Trypanosoma are now referred. **C. castellan'i,** a trypanosome causing the more acute and violent form of sleeping sickness **C. gambien'se.** See *Trypanosoma gambiense.*

Castellani's bronchitis, mixture, test (kas-tel-an'ēz) [Aldo *Castellani,* Anglo-Indian physician]. See *bronchitis, mixture,* and *tests.*

Castellani-Low symptom [Aldo *Castellani;* George Carmichael *Low,* English physician in India]. See under *symptom.*

casting (kas'ting). A metallic object formed in a mold, the forming of metal in a mold.

castor (kas'tor). See *castoreum.*

castor oil (kas'tor). See under *oil.*

castoreum (kas-to're-um) [L.]. A strong-smelling, brownish, concrete substance from the preputial follicles of the beaver, *Cas'tor fi'ber.* It is a stimulant and antispasmodic used in colic, hysteria, and the typhoid state. Dose, 10–30 gr (0.65–2 gm.).

castoria (kas-to're-ah). A proprietary laxative preparation used in infancy and early childhood.



Blood casts (some composed of disintegrated red blood-cells).

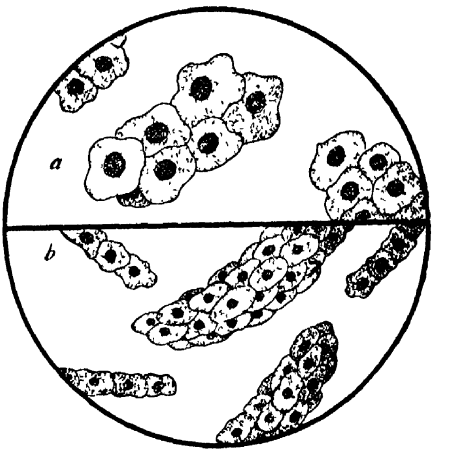

a. Squamous epithelium from the urine.
b. Epithelial casts.

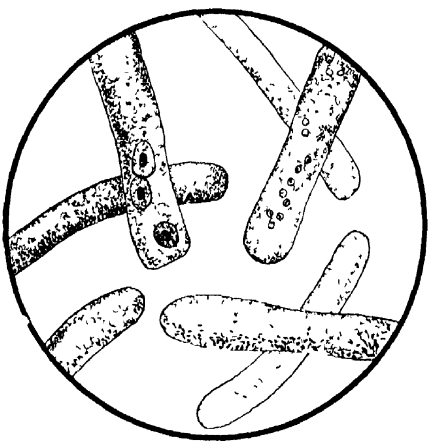

Hyaline casts.

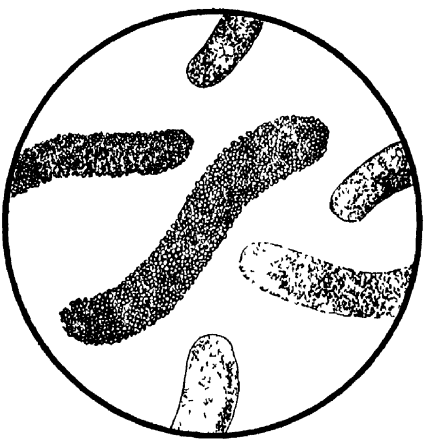

Coarse and fine granular casts.

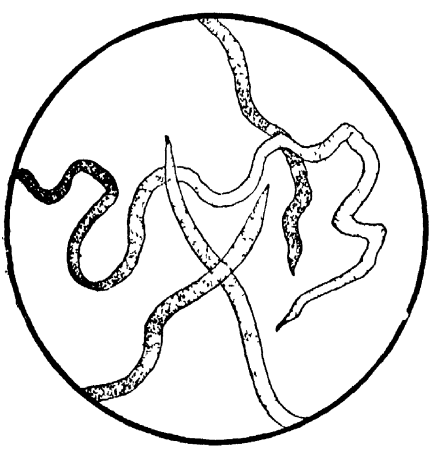

Cylindroids.

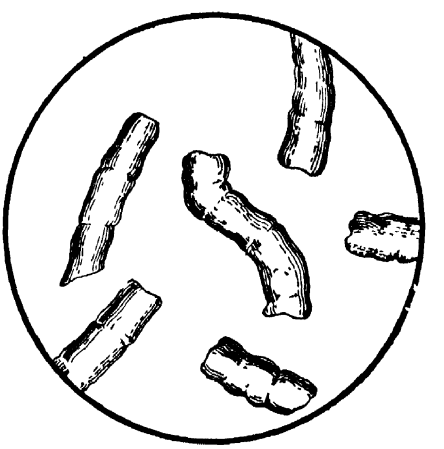

Waxy casts.

VARIOUS FORMS OF URINARY CASTS.
(Salinger and Kalteyer.)

castorin (kas'to-rin). A crystalline principle obtainable from castoreum.

castrate (kas'trāt). 1. A person who has been castrated. 2. To remove the testicles.

castration (kas-tra'shun) [L. *castra'tio*]. Removal of the testicles. **female c.**, ovariectomy, or spaying. **parasitic c.**, defective sexual development due to infestion with parasites in early life.

casual (kaz'u-al) [L. *casua'lis*]. 1. Pertaining to accidental injuries or to accidents. 2. An occupant of a casual bed in a hospital.

casualty (kaz'u-al-te). An accident; an accidental wound, death or disablement from an accident.

casuistics (kaz-u-is'tiks). The recording and study of cases of disease.

casumen (ka-su'men). A protein food preparation made from casein.

cat unit. See under *unit.*

cata- [Gr κατά down]. A prefix signifying *down, lower,* or *under.*

catabasial (kat-ah-ba'ze-al) [Gr. κατά down + *basion*] Having the basion lower than the opisthion used of certain skulls.

catabasis (kat-ab'as-is) [Gr. κατά down + βαίνειν to go] The stage of decline of a disease.

catabatic (kat-ah-bat'ik), Pertaining to the decline of a disease; abating.

catabiosis ((kat"ab-i-o'sis). That property of living matter by which it causes adjoining tissue to develop in harmony with itself.

catabiotic (kat"ab-i-ot'ik) [Gr. κατά under + βίος life] Dissipated or used up in the performance of function said of the energy obtained from food. Cf *bioplastic.*

catabolergy (kat-ah-bol'er-je) [*catabolic* + Gr. ἔργον work]. The energy consumed in a catabolic process.

catabolic (kat-ah-bol'ik). Pertaining to or due to catabolism, retrograde.

catabolin, catabolite (kat-ab'o-lin, kat-ab'o-līt). Any product of a catabolic process.

catabolism (kat-ab'o-lizm) [Gr. κατά down + βάλλειν to throw] Retrograde metamorphism, or destructive metabolism, passage of tissue material from a higher to a lower plane of complexity or specialization

catacausis (kat-ah-kaw'sis) [Gr. κατά down + καῦσις burning]. Spontaneous combustion.

catacrotic (kat-ah-krot'ik). Exhibiting or marked by catacrotism

catacrotism (kat-ak'ro-tizm) [Gr. κατά down + κρότος beat] That irregularity of the pulse in which the beat is marked by two or more expansions of the artery, and indicated on the tracing by one or more secondary elevations on the down-stroke.

catadicrotic (kat-ah-di-krot'ik). Exhibiting or characterized by catadicrotism.

catadicrotism (kat-ah-dik'ro-tizm) [Gr. κατά down + δίς twofold + κρότος stroke] The occurrence of a double expansion or break in the down-stroke of the sphygmogram.

catadidymus (kat-ah-did'im-us) [Gr. κατά down + δίδυμος twin]. A twin monstrosity fused into one in the lower parts.

catadioptric (kat-ah-di-op'trik). Deflecting and reflecting light at the same time.

catagenesis (kat-ah-jĕn'es-is) [Gr. κατά down + γένεσις production] Retrogressive evolution.

catagmatic (kat-ag-mat'ik) [Gr. κάταγμα fracture]. Having the power of consolidating a broken bone.

catalase (kat'al-ās). An enzyme which decomposes hydrogen peroxid, liberating free oxygen. It exists in many animal and plant tissues. **c. index.** See under *index.*

catalepsy (kat'ah-lep-se) [Gr. κατά down + λαμβάνειν to seize]. A nervous state marked by attacks of total suspension of voluntary motion and of sensibility. The muscles become rigidly fixed, the body is cold and pale, the pulse and respiration are slow. The attacks last from a few minutes to several days.

cataleptic (kat-ah-lep'tik). Pertaining to or affected with catalepsy; a person so affected.

cataleptiform (kat-al-ep'tif-orm). Resembling catalepsy.

cataleptoid (kat-al-ep'toid). Resembling catalepsy.

Catalpa (kat-al'pah). A genus of bignoniaceous trees *C bignonioi'des,* of the United States, affords seeds used in asthma. Dose of tincture, 2 dr. (7.5 c.c).

catalysin (kat-al'is-in). A compound of lecithin bases, used to build up the natural resistance of the body to infectious diseases.

catalysis (kat-al'is-is) [Gr. κατάλυσις dissolution]. A changing of the velocity of a reaction produced by the mere presence of a substance which does not itself enter into the reaction. **contact c.**, catalysis produced by the absorbing power of contact surfaces, *e g*, catalysis caused by colloidal platinum **negative c.**, a retardation of a reaction produced by the presence of a substance which does not itself enter into the reaction. **positive c.**, catalysis in which the velocity of the reaction is accelerated.

catalyst (kat'al-ist). Same as *catalyzer.*

catalytic (kat-al-it'ik) [Gr. καταλύειν to dissolve]. 1 Causing or pertaining to an alterative effect; causing catalysis. 2. An alterative or specific medicine.

catalyzator (kat"al-i-za'tor). Same as *catalyzer.*

catalyzer (kat'al-i-zer). A substance producing catalysis; a substance which modifies the velocity of a chemic or physical process. **negative c.**, a substance that retards the action of a catalyzer by acting on the substratum. **positive c.**, a catalyzer which accelerates the velocity of a reaction.

catamenia (kat-ah-me'ne-ah) [Gr. κατά along with + μήν month]. The monthly uterine discharge; menstruation, or the menses.

catamenial (kat-ah-me'ne-al). Pertaining to the menses or to menstruation.

catamnesis (kat-am-ne'sis) The history of a patient after he is first seen by the physician, including subsequent examinations, observations on the course followed by the disease, etc.

catapasm (kat'ah-pazm) [Gr. κατάπασμα]. A powder to be applied to the surface.

cataphasia (kat-ah-fa'ze-ah) [Gr. κατά over + φάσις speech]. A speech disorder in which the patient constantly or repeatedly utters the same word or phrase.

cataphora (kat-af'o-rah) [Gr. καταφορά lethargy]. Lethargy with intervals of imperfect waking; coma somnolentium.

cataphoresis (kat"ah-fo-re'sis) [Gr. κατά across + φόρησις bearing]. The introduction of medicines through the unbroken skin, or through the dentinal tubules of the teeth, by means of an electric current **anemic c.**, that in which the drug is confined in any particular part, as by compression with an Esmarch bandage.

cataphoretic (kat-af-o-ret'ik). Of, or pertaining to, cataphoresis.

cataphoria (kat-af-o're-ah) [Gr. κατά down + φέρειν to bear]. A downward turning of the visual axis.

cataphoric (kat-ah-for'ik). Pertaining to cataphoresis or to cataphora.

cataphrenia (kat-ah-fre'ne-ah) [Gr. κατά down + φρήν mind]. A state of mental debility of the dementia type which tends to eventuate in recovery.

cataphylaxis (kat-ah-fil-ak'sis) [Gr. κατά down + φύλαξις guard]. 1. The movement of leukocytes and antibodies to the locality of an infection (Wright). 2 A breaking down of the body's natural defense to infection (Bullock and Cranmer).

cataplasia (kat-ap-la'se-ah) [Gr. κατά down + πλάσσειν to form]. Reversionary metamorphosis; a form of atrophy in which the tissues revert to earlier and more embryonic conditions.

cataplasis (kat-ap'las-is). Cataplasia.

cataplasm (kat'ah-plazm) [L. *cataplas'ma;* Gr. κατάπλασμα]. A poultice or soft external application, often medicated. **emollient c.** See *species, emollient.*

cataplasma (kat-ap-laz'mah). L. for *cataplasm.* **c. fermen'ti,** a poultice containing yeast. **c. kaoli'ni,** a preparation of kaolin, glycerin, boric acid, thymol, methyl salicylate, and oil of pepper mint: used as an antiphlogistic poultice and surgical dressing.

cataplexis, cataplexy (kat-ah-pleks'is, kat'ap-leks-e). A state of muscular rigidity produced by sudden shock or extreme fear.

catapophysis (kat-ap-of'is-is). A process of bone or of brain matter.

cataract (kat'ah-rakt) [L. *catarac'ta,* from Gr. καταρρηγνύναι to rush down]. An opacity of the crystalline eye-lens or of its capsule **adherent c.,** a cataract with adhesion between the iris and the lens-capsule. **after-c.,** a recurrent capsular cataract **anterior polar c.,** one seated at the center of the anterior capsule of the lens **arborescent c.,** one in which the opacity has a branched appearance. **aridosiliculose c., aridosiliquate c.** Same as *siliquose c* **axial c.** Same as *nuclear c.* **axillary c.** Same as *spindle c.* **black c.,** one with a dark-colored opacity. **blood c.,** blocking of the lens by a blood-clot. **bottle-makers' c.** See *glassblowers' c.* **calcareous c.,** one containing a chalky deposit. **capsular c.,** one which consists of an opacity in the capsule. **capsulolenticular c.,** that which is seated partly in the capsule and partly in the lens. **caseous c., cheesy c.,** a hypermature cataract which has undergone a cheesy degeneration. **central c.,** opacity of the center of the eye-lens **complete c.,** that form which involves the whole lens. **complicated c.,** cataract due to disease of other parts of the eye. **congenital c.,** one which originates before birth. **contusion c.,** one which is due to shock or to injury of the eyeball. **cortical c.,** a stellate opacity in the cortical layers of the lens. **diabetic c.,** one which occurs as a complication of diabetes. **discission of c.,** the rupturing of the capsule, so that the aqueous humor may gain access to the lens. **dry-shelled c.** Same as *siliquose c.* **fibroid c.,** a variety of capsular cataract which does not affect the lens. **fluid c.,** a hypermature cataract in which the lens has become a milky fluid. **fusiform c.,** a spindle-shaped opacity extending from the anterior to the posterior pole of the lens. **general c.,** a cataract in which the opacity affects both the cortex and nucleus of the lens. **glassblowers' c.,** cataract in glassblowers, due to exposure to intense heat and light. **glaucomatous c.,** opacity which is dependent upon an attack of glaucoma. **green c.,** a greenish opacity, sometimes glaucomatous, and sometimes due to a slight lack of transparency in the media. **hard c.,** one with a hard nucleus. **hypermature c.,** one in which the lens has become either solid and shrunken or soft and liquid. **immature c.,** includes the incipient and intercurrent varieties, or any cataract which affects only a part of the lens or capsule **incipient c.,** any cataract in its early stages, or one which has sectors of opacity with clear spaces intervening **infantile c.,** a lamellar cataract of early childhood, commonly associated with rickets or convulsions **intumescent c.,** one with an opaque and swollen lens. **juvenile c.,** a soft cataract in a young person. **lacteal c.** Same as *fluid c.* **lamellar c.,** opacity which affects certain layers only between the cortex and nucleus of the lens. **lenticular c.,** opacity of the lens not affecting the capsule. **mature c.,** one in which the lens is completely opaque, and is separable from its capsule **membranous c.,** an originally fluid cataract which has become reduced to a pellicle by loss of water. **milky c.** Same as *fluid c.* **mixed c.** Same as *general c.* **morgagnian c.,** a fluid cataract with a hard nucleus. **naphthalinic c.,** cataract caused by the injection of naphthalin. **nuclear c.,** one in which the opacity is seated in the central nucleus of the lens. **overripe c.** Same as *hypermature c.* **partial c.,** any cataract which affects only a part of the lens: it may be central or fusiform. **perinuclear c.,** a disk-like opacity around the central nucleus of the lens. **polar c.** See *anterior polar c.* and *posterior polar c.* **posterior polar c.,** a capsular cataract with its seat at the center of the posterior pole. **primary c.,** a cataract developing independently of any other disease. **progressive c.,** one which, if not removed, passes through three stages—the immature, the mature, and the hypermature, and becomes total. **punctate c.,** one made up of a collection of dot-like opacities **pyramidal c.,** a conoid anterior polar cataract with its apex pointing forward. **ripe c.** Same as *mature c* **sanguineous c.,** a blood-clot in the prepupillary opening. **secondary c.,** a cataract that returns after it has once been removed by operation. **sedimentary c.,** a soft cataract in which the denser parts have gravitated downward **senile c.,** a hard opacity of the nucleus of the lens of the eye, occurring in the aged. **siliculose c., siliquose c.,** a cataract in which there is absorption of the lens, with calcareous deposit in the capsule, so that the atrophied lens resembles a silique. Called also *dry-shelled c., aridosiliculose c.,* and *cataracta aridosiliquata.* **soft c.,** one with no hard nucleus. **spindle c.,** a cataract characterized by a spindle-shaped opacity reaching through the capsule in an anteroposterior direction. **stationary c.,** opacity of the lens which does not increase in extent. **stellate c.** See *cortical c.* **total c.,** one which involves and finally destroys the entire lens. **traumatic c.,** cataract following an injury. **tremulous c.,** one attended by a tremulous movement of the pupil and iris. **unripe c.** Same as *immature c.* **zonular c.** 1. Same as *lamellar c.* 2. One which involves the zonula.

cataractous (kat-ar-ak'tus). Of the nature of cataract; affected with a cataract.

cataria (kat-a're-ah) [L for "catnip"]. The leaves and tops of *Nep'eta cata'ria,* or catnip, a labiate plant: a carminative and mild nerve stimulant. Dose of the infusion, 2 dr. (7.5 c c.).

catarrh (kat-ahr') [L. *catar'rhus,* from Gr. καταρρεῖν to flow down]. Inflammation of a mucous membrane, with a free discharge (Hippocrates); especially such inflammation of the air-passages of the head and throat. **acute c.** is in two stages, the first dry, with a congested and swollen mucous membrane; the second moist, with abnormally free discharge of mucus, which is more or less altered in quality. **atrophic c.,** chronic rhinitis with wasting of mucous and submucous tissues. **autumnal c.,** hay-fever. **Bostock's c.,** hay-fever. **bronchial c.,** acute bronchitis. **chronic c.** is of two kinds, the atrophic and the hypertrophic. **dry c.** (Fr. *catarrhe sec*), catarrh with scanty viscid secretion (Laennec). **endocervical c.,** endocervicitis. **epidemic c.,** influenza or grip. **Fruehjahr's c.,** vernal conjunctivitis. **gastric c.,** gastritis. **hypertrophic c.,** chronic catarrh which results in irregular, and sometimes papillary, thickening of the mucous and the submucous tissues. **intestinal c.,** endoenteritis. **Laennec's c.,** a kind of asthmatic bronchitis, with viscous, pearly expectoration.

laryngeal c., laryngitis. **lightning c.**, a rapidly developing and severe catarrh. **nasal c.**, that which affects the nasal passages. **pharyngeal c.**, pharyngitis with a moist or watery discharge. **postnasal c.**, chronic rhinopharyngitis. **Russian c.**, influenza. **spring c.**, spring conjunctivitis. **suffocative c.**, asthma. **uterine c.**, endometritis. **venereal c.**, gonorrhea. **vernal c.**, conjunctivitis prevailing during the spring. **vesical c.**, cystitis with a discharge of mucus from the bladder.

catarrhal (kat-ar'al). Of the nature of or pertaining to catarrh.

catastaltic (kat-as-tal'tik) [Gr. *καταστaλτικός*]. 1. Inhibitory; restraining. 2. An agent which tends to restrain or check any process.

catastate (kat'as-tāt) [Gr. *κατά* down + *ἱστάναι* to stand]. A result of catabolism; any substance or condition resulting from a catabolic process.

catastatic (kat-as-tat'ik). Of the nature of or pertaining to a catastate.

catatasis (kat-at'as-is) [Gr. "stretching"]. Extension applied for the reduction of a dislocation or fracture.

catathermometer (kat-ah-ther-mom'et-er). Katathermometer See under *thermometer.*

catatonia, catatony (kat-at-o'ne-ah, kat-at'o-nē) [Gr. *κατά* down + *τόνος* tension]. A form of dementia præcox in which the patient passes from melancholia to mania and thence to dementia and physical decay. The disease is attended with the symptoms of these various stages.

catatoniac, catatonic (kat-at-o'ne-ak, kat-at-on'ik). Pertaining to catatonia.

catatricrotic (kat"ah-tri-krot'ik). Having a second and third expansion after the principal one· used of the descending wave of a pulse-tracing, or of the pulse itself.

catatricrotism (kat-ah-trik'ro-tizm) [Gr. *κατά* down + *τρεῖς* three + *κρότος* beat]. The quality of being catatricrotic.

catatropia (kat-at-ro'pe-ah) [Gr. *κατά* down + *τρέπειν* to turn]. Same as *cataphoria.*

cataxia (kat-ak'se-ah) [Gr. *καταξία* dissociation]. The separation or breaking up of bacterial associations; especially in those cases in which the association is pathogenic, but the individual bacterial species are not

catechin (kat'ek-in). Catechuic acid; a crystalline principle, $C_{19}H_{18}O_8 + 5H_2O$, from catechu.

catechol (kat'ek-ol). Pyrocatechin.

catechu (kat'e-ku). A powerfully astringent extract from the leaves and twigs of the rubiaceous plant, *Ourupa'ria gam'bir:* used in diarrhea, and locally for sore throat, etc Dose, 1–30 gr. (0.066–2 gm.); of compound tincture, 10–60 min. (0.666–4 c.c); of tincture, 1 dr. (4 c.c.); of compound powder, 20–40 gr. (1.25–2.5 gm).

catelectrotonus (kat"el-ek-trot'o-nus) [Gr. *κατά* down + *electrotonus*]. Increase of irritability of a nerve or muscle when near the cathode.

catenating (kat'en-a-ting) [L. *cate'na* a chain]. Forming part of a chain or complex of symptoms.

catenoid (kat'en-oid) [L. *cate'na* chain]. Arranged like a chain; resembling a chain.

catenulate (kat-en'u-lāt). Same as *catenoid.*

catgut (kat'gut). Sheep's intestine prepared as a cord, asepticized, and used as a ligature and in drainage. **chromic c., chromicized c.**, catgut sterilized and impregnated with chromium trioxid. **formalin c.**, catgut impregnated with formalin by boiling in an alcohol-formalin solution. **i. k. i. c.**, catgut treated with a solution of 1 part of iodin in 100 parts of a potassium iodid solution. **iodin c.**, catgut that has been immersed in a solution of iodin and iodid of potassium. **iodochromic c.**, catgut treated with a solution of iodin, potassium iodid, and potassium dichromate. **silverized c.**, catgut impregnated with silver to give it increased strength and resisting qualities.

Cath. Abbreviation for L. *cathar'ticus*, cathartic.

Cath'a ed'ulis. A plant of Arabia and Abyssinia whose leaves and twigs are employed in preparing a stimulating beverage called khat.

catharma (kath-ar'mah) [Gr]. The refuse of sacrifice: used as remedies in Greek medicine.

catharmos (kath-ar'mos) [Gr]. Incantations (hymns) against disease.

catharsis (kath-ar'sis) [Gr *κάθαρσις*]. 1. A cleansing or purgation. 2 Freud's treatment of psychoneuroses by encouraging the patient to tell everything that happens to be associated with a given train of thought, thus securing a "purging" of the mind from the original affect-memory which is the cause of the symptoms. Called also *psychocatharsis* and *abreaction.*

cathartic (kath-ar'tik) [Gr. *καθαρτικός*]. 1. Purgative or causing purgation. 2. A medicine that quickens and increases the evacuation from the bowels and produces purgation. See *purgative.* **c. method.** See *catharsis* (2d def.).

cathartin (kath-ar'tin). A bitter principle from senna and from jalap, and another from *Rham'nus cathar'ticus*, or buckthorn.

catheter (kath'e-ter) [Gr. *καθετήρ*]. A tubular surgical instrument for discharging fluids from a cavity of the body or for distending a passage. **Bozeman's c., Bozeman-Fritsch c.**, a double-current uterine catheter. **c. à demeure**, a catheter that is held in position in the urethra. **elbowed c.**, one with a sharp bend near the beak: used principally in cases of enlarged prostate. **eustachian c.**, an instrument for extending the eustachian tube and for treating diseases of the middle ear. **faucial c.**, a eustachian catheter to be used through the fauces. **female c.**, a short catheter for the female urethra. **c.-fever**, a febrile attack due to injury in passing a catheter. **Fritsch's c.**, Bozeman-Fritsch catheter. **c.-gage**, a plate with graduated perforations for measuring the diameter of catheters. **Gouley's c.**, a solid, curved instrument to be passed through a urethral stricture. **Itard's c.**, a variety of eustachian catheter. **c.-life**, the condition in which a patient is more or less dependent on the use of a catheter for the discharge of his urine. **lobster-tail c.**, one with three joints at the tip. **Mercier's c.**, a flexible catheter elbowed at the end. used in hypertrophied prostate **Nélaton's c.**, a catheter of soft india-rubber **prostatic c.**, a catheter having a short angular tip for passing an enlarged prostate. **railway-c.**, a straight elastic catheter with an open end to be introduced with a filiform guide in cases of stricture. **Schrötter's c.**, a hard-rubber catheter of varying caliber, used for dilating laryngeal strictures. **self-retaining c.**, a catheter so constructed as to be retained at will and effect a drainage of the bladder. **Squire's c.**, a vertebrated catheter. **two-way c.**, a form used in irrigation. **vertebrated c.**, a catheter made in small sections fitted together so as to be flexible. **winged c.**, a catheter with two projections on the end to retain it in the bladder.

catheterism, catheterization (kath'et-er-izm, kath"et-er-iz-a'shun). The employment or passage of a catheter.

catheterostat (kath-e'ter-o-stat). A holder for containing and sterilizing catheters.

catheterpin (kath-e-ter'pin) A proprietary prophylactic irrigation for syphilis, consisting of mercury oxycyanate, glycerin, tragacanth, and distilled water.

cathisophobia (kath-is-o-fo'be-ah) [Gr. *καθίζειν* to sit down + *φόβος* fear]. See *akathisia.*

cathodal (kath-o'dal). Of or pertaining to the cathode. **c. closure clonus** (CCCl), clonic mus-

cular contraction occurring at the cathode when the electric circuit is closed. **c. closure contraction,** includes cathodal closure clonus and cathodal closure tetanus. **c. closure tetanus** (CCTe), tetanic muscular contraction occurring at the cathode when the electric circuit is closed. **c. opening clonus** (COCl), clonic muscular contraction taking place in the muscles at the cathode when the circuit is opened or broken. **c. opening contraction,** includes cathodal opening clonus and cathodal opening tetanus. **c. opening tetanus** (COTe), tetanic muscular contraction taking place at the cathode when the electric current is opened or broken.

cathode (kath'ōd) [Gr. κατά down + ὁδός way]. The negative electrode or pole of a galvanic circuit; the electrode through which a current leaves a nerve or other substance. **c.-rays.** See under *ray.*

cathodic (kath-od'ik). 1. Pertaining to or emanating from a cathode. 2. Centrifugal, as applied to the course of nervous influence.

cathodograph (kath-od'o-graf). A skiagram.

catholicon (kath-ol'ik-on) [Gr. "universal"]. A panacea or universal medicine.

catholyte (kath'o-līt). That portion of an electrolyte that adjoins the cathode.

cation (kat'e-on) [Gr. κατιων descending]. The element which passes to the cathode in electrolysis; an electropositive element (opposed to *anion*). Cations include all the metals and hydrogen. In reactions cations are indicated by a dot or a plus sign at the upper right-hand corner of the symbol, as H· or H+.

cativi (kat-e've). A parasitic skin disease of Central America, resembling pinta.

catlin, catling (kat'lin, kat'ling). A long, straight, sharp-pointed knife used in amputations.

catmint. See *cataria.*

catnep, catnip (kat'nep, kat'nip). See *cataria.*

catophoria (kat-o-fo're-ah). See *katotropia.*

catoptric (kat-op'trik) [Gr κατοπτρικός]. Pertaining to a mirror or to reflected light. See *test*

catoptrics (kat-op'triks). That branch of physisc treating of reflected light.

catoptrophobia (kat-op-tro-fo'be-ah) [Gr. κάτοπτρον mirror + φόβος fear]. Morbid dread of mirrors

catoptroscope (kat-op'tro-skōp) [Gr. κάτοπτρον mirror + σκοπεῖν to view] An instrument for examining objects by reflected light.

catotropia (kat-o-tro'pe-ah). See *katotropia.*

catramin (kat-ram'in). A terebinthinate essential oil: stimulant, diuretic, and expectorant.

cat's-ear (kats'ēr). A deformed ear resembling that of a cat.

cat's-eye, amaurotic. Glioma of the retina.

cat's-purr (kats'pur). A purring heart-sound indicative of valvular disease.

cattle-plague. See under *plague.*

cattle-tick. See *Boophilus*

cauda (kaw'dah) [L "tail"]. Any tail-shaped appendage. **c. cerebel'li,** the vermiform process of the cerebellum. **c. epididym'idis,** a tail-like part of the epididymis. **c. equi'na** [L. "horse's tail"], the aboral termination of the spinal cord, consisting of the aggregated sacral and coccygeal nerves. **c. hel'icis,** the inferior and dorsal parts of the helix of the ear. **c. pancre'atis,** a slender extension of the pancreas toward the left. **c. stria'ti,** the narrow portion of the nucleus caudatus.

caudad (kaw'dad). In a caudal direction; toward a cauda or tail.

caudal (kaw'dal). Of or pertaining to a cauda.

caudalward (kaw'dal-ward). Toward the caudal or posterior end.

Caudamœ'ba sinen'sis. A species of ameba, found in dysentery stools in China, characterized by its attenuate posterior end drawn out in a tail-like caudostyle.

caudate (kaw'dāt) [L. *cauda'tus*] Having a tail.

caudatolenticular, caudolenticular (kaw-da"-to-len-tik'u-lar, kaw"do-len-tik'u-lar). Pertaining to the caudate and lenticular nuclei of the striatum.

caudatum (kaw-da'tum) [L.]. The nucleus caudatus.

caudex (kaw'deks), pl. *cau'dices* [L.]. A stem or stem-like part. **c. cere'bri,** the crura cerebri.

caudiduct (kaw'de-dukt) [L *cau'da* tail + *du'cere* to draw] To draw in a caudal direction.

caudocephalad (kaw-do-sef'al-ad) [L *cau'da* tail + Gr. κεφαλή head + *ad* toward] Both caudad and cephalad.

caul (kawl) 1 The great omentum or epiploon. 2. A piece of amnion which sometimes envelops a child's head at birth

cauliflower excrescence (kaw'lif-lowr) A form of epithelioma of the cervix uteri.

caulophyllin (kaw-lo-fil'in). A resinous precipitate obtained from *Caulophyl'lum thalictroi'des.* Dose, 2–5 gr (0 13-0.324 gm).

caulophyllum (kaw-lo-fil'um) [Gr. καυλός stem + φύλλον leaf] The rhizome and roots of *C. thalictroi'des,* a North American berberidaceous plant It is sedative, diaphoretic, and antispasmodic. Dose, 5–30 gr. (0 324 -1 95 gm).

caumesthesia (kaw-mes-the'ze-ah) [Gr καῦμα burn + αἴσθησις sensation] A condition in which, with a low temperature, the patient experiences a sense of burning heat

causal (kaw'zal). Pertaining to a cause, directed against a cause.

causalgia (kaw-zal'je-ah) [Gr. καυσός heat + ἄλγος pain] A neuralgia characterized by intense local sensation as of burning pain

cause (kawz) [L. *cau'sa*] That which brings about any condition or produces any effect **constitutional c.,** one which resides within the body and is not local **exciting c.,** one which leads directly to an attack of disease. **immediate c.,** an exciting cause that is not remote or secondary, any cause which is operative at the beginning of an attack **local c.,** one which is not general or constitutional. **predisposing c.,** anything which renders a person liable to an attack of disease without actually producing it. **primary c.,** the principal or original cause of an attack. **proximate c.,** that which immediately precedes and produces a disease **remote c.,** any cause which is not immediate in its effect, a predisposing, secondary, or ultimate cause. **secondary c.,** one which helps to bring on an attack of disease. **specific c.,** a cause which will produce some special or specific disease. **ultimate c.,** one which may be considered the original cause in point of time, the most remote cause.

caustic (kaws'tik) [L. *caus'ticus;* Gr. καυστικός]. 1. Burning or corrosive, destructive to living tissues. 2. Having a burning taste 3 An escharotic or corrosive agent **Churchill's iodin c.,** a caustic solution of iodin and potassium iodid in water. **Filhos's c.,** 5 parts of potassium hydroxid and 1 part of quicklime. **Landolfi's c.,** a compound containing chlorids of antimony, bromin, gold, and zinc **Lugol's c.,** 1 part each of iodin and potassium iodid dissolved in 2 parts of water **lunar c.,** silver nitrate. **mitigated c.,** silver nitrate diluted with potassium nitrate. **Plunket's c.,** a caustic paste made of 60 parts of arsenic, 100 of sulphur, and 480 each of Ranunculus acris and Ranunculus flammula. **Rousselot's c.,** a caustic containing red mercuric sulphid, burnt sponge, and arsenous acid. **Vienna c.,** caustic potash with lime. **zinc c.,** a mixture of 1 part of zinc chlorid and 3 parts of flour.

causticize (kaws'tis-īz). To render caustic.

causticum (kaws'tik-um). A homeopathic preparation made by distilling a mixture of slaked lime and potassium disulphate.

cauter (kaw'ter) [Gr. *καυτήρ*]. A metallic instrument to be heated and used in actual cautery.

cauterant (kaw'ter-ant). 1. Any caustic material or application. 2 Caustic.

cauterization (kaw''ter-iz-a'shun). The application of a cautery or caustic.

cautery (kaw'ter-e) [L *caute'rium;* Gr *καυτήριον*]. 1 The application of a caustic substance or of a hot iron 2. A substance or hot iron used in cauterization. **actual c.** 1. Fire, a lens, a red-hot iron, or the moxa, used as a cauterizing agent. 2. The application of an agent that actually burns the flesh. **button-c.**, an iron disk with a handle, to be used as a cautery **chemical c.**, cautery by means of an escharotic chemical substance **cold c.**, cautery produced by the application of carbon dioxid **Corrigan's c.**, a form of button-cautery. **dento-electric c.**, a form of galvanocautery for dentists' use **electric c., galvanic c.** See *galvanocautery* **gas-c.**, cauterization by means of a specially arranged jet of burning gas **Paquelin's c.**, a platinum point for use in cauterizing, hollow and filled with platinum sponge, through which a heated hydrocarbon vapor is blown **Percy c.**, an electric cautery introduced into the uterus and maintained at a temperature not sufficient to cause any charring of the tissues but merely to cook the whole area, the heat being sufficient to destroy malignant cells without devitalizing healthy tissue used in inoperable carcinoma of the cervix Called also *cold iron method* **potential c.**, cauterization by an escharotic without applying heat **solar c.**, cauterization by means of the rays of the sun concentrated with a lens or mirror **steam c.** See *atmocausis* **virtual c.** Same as *potential c.*

cava (ka'vah) [L.]. A vena cava.

caval (ka'val). Pertaining to a vena cava.

cavalry-bone (kav'al-re) See under *bone*

cavascope (kav'as-kōp) [L *ca'vum* hollow + Gr. *σκοπεῖν* to view] An instrument for illuminating and examining a cavity.

cavatine (kav'at-ēn) A solution of trinitrocellulose in methyl alcohol, which forms an insoluble varnish used for painting the pulp-cavity of a tooth preparatory to filling it

cavern (kav'ern). A pathologic cavity, such as occurs in the lung in tuberculosis

caverniloquy (kav-er-nil'o-kwē) [L. *caver'na* cavity + *lo'qui* to speak]. The low-pitched pectoriloquy indicative of a cavity.

cavernitis (kav-er-ni'tis). Inflammation of the corpus cavernosum

cavernoma (kav-er-no'mah), pl. *cavernoma'ta.* Cavernous angioma; a vascular tumor with large blood-filled spaces **c. lymphat'icum.** Same as *lymphangioma cavernosum.*

cavernous (kav'er-nus) [L. *caverno'sus*]. Containing caverns or hollow spaces.

caviblen (kav'ib-len). Bougies made of a combination of silver with uranin. used in treatment of gonorrhea.

cavilla (kav-il'ah). The sphenoidal bone.

cavitary (kav'it-a-re). 1. Characterized by the presence of a cavity or cavities. 2. Any entozoon with a body-space or alimentary canal.

cav'itas glenoida'lis [L.]. The glenoid cavity.

cavitation (kav-it-a'shun). The formation of cavities, as in pulmonary tuberculosis.

Cavite fever (kah-ve-ta') [the name of a town on Manila Bay, Philippine Islands]. See *fever.*

cavitis (ka-vi'tis). Inflammation of a cava; celophlebitis.

cavity (kav'it-e) [L *ca'vus* hollow] Any hollow place or space; especially a space within the body or in one of its organs. In dentistry, a hollow or hole in a tooth produced by caries. **abdominal c.**, the space within the peritoneum and abdominal walls **amniotic c.**, the closed sac between the embryo and the amnion, containing the liquor amnii. **ankyroid c.**, the descending cornu of the lateral ventricle. **arachnoid c.**, the space between the arachnoid membrane and the dura mater. **v. Baer's c.**, the segmentation cavity of the blastoderm. **buccal c.** 1. The space between the lips and the gums and teeth, the vestibulum oris. 2 A cavity of decay on the buccal surface of a tooth. **complex c.**, a tooth cavity which involves more than one surface of the tooth **c. of concha**, the hollow portion of the concha forming the vestibule to the external auditory meatus. **cotyloid c.**, the acetabulum. **cranial c.**, the hollow within the skull. **cutigeral c.**, the depression in the inner upper edge of a horse's hoof. **digital c.**, the posterior cornu of the lateral ventricle. **epidural c.**, the space between the walls of the spinal canal and the dura mater of the cord. **fissure c.**, a tooth cavity having its origin in a fissure. **glenoid c.**, a cavity in the head of the scapula for articulation with the humerus. **hemal c.**, the cœlom. **lymph-c's**, the larger lymph-spaces and cisterns Some writers regard all the serous and synovial cavities as lymph-cavities **mastoid c.**, a large space sometimes formed by the coalescence of the mastoid cells; also the mastoid antrum **Meckel's c.**, a cavity between the two layers of the dura mater at the end of the petrous portion of the temporal bones. **nasal c.**, the nasal fossa **occlusal c.**, a cavity of decay on the occlusal surface of a tooth. **oral c.**, the cavity of the mouth or *cavum oris.* **pelvic c.**, the space within the walls of the pelvis. **pericardiac c.**, the space between the heart and pericardium. **peritoneal c.**, the space within the parietal peritoneum containing all the abdominal organs except the kidney. **pharyngonasal c.**, the nasopharynx. **pit c.**, a tooth cavity beginning in a pit. **pleuroperitoneal c.**, the cœlom, or body cavity. **preperitoneal c.**, the loose subperitoneal tissue in front of the bladder. **proximal c.**, a cavity of decay on the proximal surface of a tooth. **pulp c.**, the central cavity or chamber in a tooth which contains the dental pulp. The portion of the pulp cavity within the crown is called the *pulp chamber,* and the portion within the root, the *root canal.* **Retzius's c.**, the preperitoneal cavity. **Rosenmüller's c.**, a depression on either side of the pharyngeal opening of the eustachian tube. **segmentation c.**, the cavity formed in a fertilized ovum by segmentation: the blastocele. **serous c.**, any cavity, like that

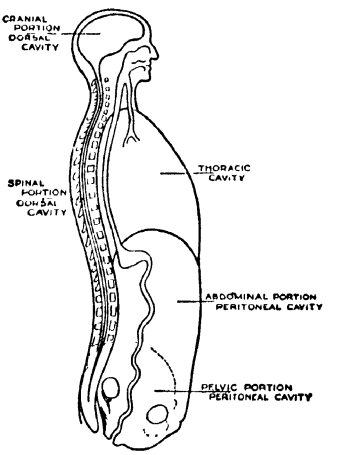

Diagram of the body cavities (Williams).

inclosed by the peritoneum or pleura, not communicating with the external atmosphere, and secreting serum; some writers consider these cavities as large lymph-spaces. **sigmoid c.**, either of the two depressions (greater and lesser) in the head of the ulna for articulation with the humerus and radius; also a depression at the distal end of the radius for its articulation with the ulna. **somatic c.**, the cœlom. **splanchnic c.**, one of the three great cavities of the body—cranium, chest, and abdomen. **subgerminal c.** 1. The yolk-cavity or space beneath the germ in the early ovum. 2. The segmentation cavity, or blastocele. **thoracic c.**, the cavity of the chest; that part of the body cavity situated cephalad from the diaphragm. **visceral c.**, the cavity of the body containing the viscera. **yolk-c.**, the open space found within the yolk.

cavosurface angle (ka-vo-ser'vis). See under *angle*.

cavovalgus (ka-vo-val'gus). Cavus complicated with valgus.

cavum (ka'vum) [L. "a hollow"]. Any open space or cavity. **c. abdom'inis** [B N A], the abdominal cavity. **c. articula're** [B N A], a joint cavity. **c. con'chæ** [B N A], the cavity of the concha. **c. epidura'le** [B N A], the epidural cavity. **c. meck'lii**, Meckel's cavity. **c. mediastina'le ante'rius** [B N A], the anterior mediastinum. **c. mediastina'le poste'rius** [B N A], the posterior mediastinum. **c. medulla're**, the medullary cavity of a bone. **c. na'si** [B N A], the nasal fossa. **c. o'ris** [B N A], the cavity or hollow of the mouth. **c. pel'vis** [B N A], the pelvic cavity. **c. peritonæ'i** [B N A], peritoneal cavity. **c. plu'ræ** [B N A], the pleural cavity. **c. ret'zii**, the space formed when the fold of the peritoneum in front of the bladder is raised by distention of the bladder. **c. sep'ti pellu'cidi** [B N A], the fifth ventricle. **c. subarachnoida'le** [B N A], the subarachnoid space **c. subdura'le** [B N A], the subdural space. **c. thora'cis** [B N A], the thoracic cavity. **c. tym'pani** [B N A], the cavity of the tympanum. **c. u'teri** [B N A], the uterine cavity.

cavus (ka'vus). Same as *talipes cavus*.

cayaponin (ka-yap'o-nin). A purgative alkaloid from *Cayapo'na globulo'sa*, a cucurbitaceous plant of South America. Dose, 1 gr. (0.06 gm).

Cayenne pepper (kah-yen'). Same as *capsicum*.

cayor-worm. See *Ochromyia anthropophaga*.

Cazenave's disease (kaz-navs') [P. L. Alphée *Cazenave*, French dermatologist, 1795-1877]. 1 Lupus erythematosus. 2. Pemphigus foliaceus. **C's lupus**, lupus erythematosus. **C's vitiligo**, area Celsi.

Cb. Chemical symbol of *columbium*.

C. B. Abbreviation for *Chirurgiæ Baccalaureus*, Bachelor of Surgery.

c.c., Cc. Abbreviations for *cubic centimeter*.

CCC. Abbreviation for *cathodal closure contraction*.

CCCl. Abbreviation for *cathodal closing contraction*.

CCl_4. Tetrachlormethane.

$CCl_3.CHO$. Chloral.

$CCl_3.CH(OH)_2$. Chloral hydrate.

c.cm., Ccm. Abbreviations for *cubic centimeter*.

C.C.S. Abbreviation for *casualty clearing station*.

CCTe. Abbreviation for *cathodal closure tetanus*.

Cd. Symbol of *cadmium;* also abbreviation for *caudal* or *coccygeal:* used in vertebral formulas.

C-E mixture or **method.** See under *mixture*.

Ce. Symbol of *cerium*.

ceanothin (se-an-o'thin). A purgative extractive from *Ceano'thus america'nus:* used in dysentery, syphilis, etc. Dose, 1-2 gr. (0.065-0.13 gm.).

cearin (se'ah-rin) [*ceara* a place-name]. A mixture of carnauba wax, 25 parts, with ceresin, 75 parts: used in ointments.

ceasmic (se-as'mik) [Gr. *κέασμα* chip]. Characterized by the persistence after birth of embryonic fissures.

cebocephalia (se''bo-sef-a'le-ah) [Gr. *κῆβος* monkey + *κεφαλή* head]. A monkey-like deformity of the fetal head, with absence of the nose.

cebocephalus (se-bo-sef'al-us). See *cebocephalia*. A monster-fetus with defective nose and the eyes close together.

cecal, cæcal (se'kal) [L. *cæca l'is*]. 1. Ending in a blind passage 2. Pertaining to the cecum.

cecectomy, cæcectomy (se-sek'to-me) [*cœ'cum* + Gr. *ἐκ* out + *τομή* a cutting]. Surgical removal of a part of the cecum.

cecitis, cæcitis (se-si'tis). Inflammation of the cecum.

cecocoloplicopexy (se''ko-ko''lo-pli'ko-pex-e). An operation for fixing the cecum and ascending colon.

ceco-ileostomy (se''ko-il-e-os'to-me) [*cecum* ileum + Gr. *στόμα* mouth or opening]. The operation of making an opening through the abdominal wall into the ileum at the ileocecal valve.

cecopexy (se'ko-peks-e) [*cecum* + Gr. *πῆξις* fixation] The operation of fixing the cecum to the abdominal wall to cure excessive mobility of the part.

cecoplication (se''ko-pli-ka'shun) [L. *cœ'cum* + *pli'ca* fold]. The operation of taking a fold in the cecum to correct ptosis of the part.

cecoptosis (se-kop-to'sis) [*cecum* + Gr. *πτῶσις* falling] Ptosis or falling of the cecum

cecosigmoidostomy (se''ko-sig-moi-dos'to-me). The surgical formation of an anastomosis between the cecum and the sigmoid.

cecostomy, cæcostomy (se-kos'to-me) [*cecum* + Gr. *στόμα* mouth]. The surgical creation of an artificial anus leading into the cecum.

cecotomy (se-kot'o-me) [*cecum* + Gr. *τομή* cut]. The operation of cutting into the cecum.

cecum, cæcum (se'kum) [L. *cœ'cum* blind, blind gut] 1. The dilated intestinal pouch into which open the ileum, the colon, and the appendix vermiformis. 2. Any blind pouch or culdesac. **hepatic c.**, a pouching of the embryonic intestine which develops into the liver **c. mo'bile**, abnormal mobility of the cecum and lower portion of the ascending colon. **c. vestib'uli**, the lower blind end of the scala vestibuli

cedar (se'dar) [L. *ce'drus;* Gr. *κέδρος*]. A name for many trees, principally coniferous trees, of the genera *Ce'drus*, *Junip'erus*, and *Cupres'sus*, etc, but misapplied also to trees of the genus *Ced'rela*, etc. **c.-oil.** 1. An oil from *Junip'erus oxyce'drus:* used by the ancients in embalming and in preserving books. 2. The volatile oil of *Junip'erus virginia'na:* used in microscopy as a clarifying agent. 3. A volatile oil distilled from the leaves of *Cedronel'la triphyl'la*, a labiate plant of Europe.

cedar-wood oil (se'dar-). A volatile oil from the wood of *Ced'rela odora'ta*, a tree of tropical America.

Cedrela (sed'rel-ah). A genus of trees of the order *Melia'ceæ*, mostly tropical, and misnamed cedar. *C. febrif'uga*, of Java, and other species, have valuable medicinal qualities.

cedrene (sed'rēn). A terpene from the oil of red cedar; also any terpene of the same composition with it.

cedrin (se'drin). A bitter principle, in yellow crystals, from the seeds of *Sima'ba ce'dron:* febrifuge

cedron (se'dron). A tree of tropical America, *Sima'ba ce'dron:* the seeds are locally used in medicine and the wood is febrifugal. Dose of rasped wood, 10-30 gr. (0.65-1.94 gm.).

Cedronella (sed-ro-nel'ah). A genus of fragrant labiate plants growing in Europe and North America: antispasmodic and carminative.

cehasol (se-ha'sol). A dark brown viscous substance obtained by the fractional distillation of shale and used in the treatment of skin diseases.

Cel. Abbreviation for *Celsius*. (The Celsius thermometric scale)

cel (sel). A unit of velocity, being the velocity of one centimeter per second.

celandine (sel'an-dīn). See *Chelidonium*.

celarium (se-la're-um). See *cælarium*.

celastrin (se-las'trin). A crystalline substance obtainable from *Celas'trus scan'dens:* said to be poisonous.

Celastrus scandens (se-las'trus). The staff-tree, bittersweet, or waxwork; a climbing shrub of the United States; diaphoretic, emetic, and alterative. Dose of fluidextract, 1–2 dr. (3 89–7.8 c.c)

celation (se-la'shun) [L. *cela're* to conceal]. The concealing of pregnancy or of the birth of a child.

-cele (-sēl) [Gr. *κήλη* hernia]. A suffix signifying a tumor or swelling.

celectome (se'lek-tōm) [Gr. *κήλη* tumor + *ἐκτομή* excision]. An instrument for removing a piece of tissue from a tumor for examination.

celenteron (se-len'ter-on). See *archenteron*.

celerina (sel-e-ri'nah). A proprietary nerve medicine, said to contain celery, coca, kola, etc.

celery (sel'er-e). See *Apium*.

celiac, cœliac (se'le-ak) [Gr. *κοιλία* belly]. Pertaining to the abdomen.

celialgia, cœlialgia (se-le-al'je-ah) [Gr. *κοιλία* belly + *ἄλγος* pain]. Pain in the abdomen.

celiectasia (se"le-ek-ta'ze-ah) [Gr. *κοιλία* belly + *ἔκτασις* distention]. Excessive size of the abdominal cavity.

celiectomy (se-le-ek'to-me) [Gr. *κοιλία* belly + *ἐκτομή* excision]. Surgical removal of any abdominal organ.

celiocentesis (se"le-o-sen-te'sis) [Gr. *κοιλία* belly + *κέντησις* puncture] Puncture of the abdomen.

celiocolpotomy (se"le-o-kol-pot'o-me) [Gr. *κοιλία* belly + *κόλπος* vagina + *τομή* cut]. Vaginal celiotomy.

celio-elytrotomy (se"le-o-el-it-rot'o-me) [Gr. *κοιλία* belly + *ἔλυτρον* sheath + *τομή* cut]. Vaginal celiotomy.

celio-enterotomy (se"le-o-en-ter-ot'o-me) [Gr. *κοιλία* belly + *enterotomy*]. Incision through the abdominal wall into the intestine

celiogastrotomy (se"le-o-gas-trot'o-me) [Gr. *κοιλία* belly + *γαστήρ* stomach]. The opening of the stomach through an abdominal section.

celiohysterectomy (se"le-o-his-ter-ek'to-me) [Gr. *κοιλία* belly + *hysterectomy*]. Excision of the uterus by an abdominal incision; the Porro-cesarean section.

celiohystero-oöthecectomy (se"le-o-his"ter-o-o-o-the-sek'to-me). Excision of the uterus and ovaries through an abdominal incision.

celiohysterosalpingo-oöthecectomy (se"le-o-his"ter-o-sal"pin-go-o o-the-sek'to-me). Excision of uterus, ovaries, and tubes through an abdominal incision

celiohysterotomy (se"le-o-his-ter-ot'o-me) [Gr. *κοιλία* belly + *hysterotomy*]. Opening of the uterus by an abdominal incision; cesarean section.

celiomyalgia (se"le-o-mi-al'je-ah). Same as *myocelialgia*.

celiomyomectomy (se"le-o-mi-o-mek'to-me) [Gr. *κοιλία* belly + *myomectomy*]. Myomectomy by an abdominal incision.

celiomyomotomy (se"le-o-mi-o-mot'o-me) [Gr. *κοιλία* belly + *myomotomy*]. Celiomyomectomy.

celiomyositis (se"le-o-mi-o-si'tis) [Gr. *κοιλία* belly + *myositis*]. Inflammation of the abdominal muscles.

celioparacentesis (se"le-o-par-ah-sen-te'sis) [Gr. *κοιλία* belly + *paracentesis*]. Paracentesis of the abdomen.

celiopyosis (se"le-o-pi-o'sis) [Gr. *κοιλία* belly + *pyosis*]. Suppuration in the abdominal cavity.

celiorrhaphy (se-le or'af-e) [Gr. *κοιλία* belly + *ῥαφή* suture]. Suture of the abdominal wall.

celiosalpingectomy(se"le-o-sal-pin-jek'to-me)[Gr. *κοιλία* belly + *salpingectomy*]. Excision of a fallopian tube by an abdominal incision.

celiosalpingo-oöthecectomy (se"le-o-sal"ping-o-o-o-the-sek'to-me). Excision of the oviduct and ovary through an abdominal incision.

celiosalpingotomy (se"le-o-sal-pin-got'o-me). The operation of incising the oviduct through an abdominal section

celioscope (se'le-o-skōp) [Gr. *κοῖλος* hollow + *σκοπεῖν* to examine]. An instrument for illuminating and examining body-cavities.

celioscopy, cœlioscopy (se-le-os'ko-pe) Examination of the peritoneal cavity by filling it with sterile air through a hollow needle, and passing a cystoscope through a trocar into the distended abdominal wall.

celiotomy (se-le-ot'o-me) [Gr. *κοιλία* belly + *τομή* a cut]. Surgical incision into the abdominal cavity **vaginal c.**, the operation of entering the abdominal cavity by an incision through the vagina.

celitis, cœlitis (se-li'tis). Any abdominal inflammation.

cell (sel) [L. *cel'lula*, dim of *cel'la*]. 1. Any one of the minute protoplasmic masses which make up organized tissue, consisting of a circumscribed mass of protoplasm containing a nucleus. 2. A small, more or less closed space. 3. One of the chambers holding the fluids or elements of a galvanic battery. 4. In microscopy, a chamber used for the examination and preservation of specimens **acid c.**, a large cell of the stomach-glands of a kind believed to secrete the acid of the gastric juice. **acidophylic c.**, a cell having an affinity for acid dyes. **acoustic hair-c.**, any one of the many stiff, cilated bodies in relation to the inner and outer rods of Corti; hence they are grouped as *inner* and *outer* hair-cells. **adelomorphous c.**, a variety of columnar cells forming the greater part of the tubules of the gastric glands, the other cells of the tubules being the delomorphous cells They are believed to secrete pepsinogen. Called also *chief c's, principal c's*, and *peptic c's*. **adipose c.**, a fat-cell. **adventitial c.**, Marchand's name for a small round endothelial phagocytic cell found in the tissues, especially in the region of the blood-vessels; called also *perithelial c.* **agranulation c's**, eosinophil and oxyphil granules in the leukocytes. **air-c.**, an air-vesicle or alveolus of the lungs. **albuminous c.** See *serous c.* **algoid c's**, cells resembling algæ, seen in cases of chronic diarrhea. **amacrine c.** Same as *amacrine*. **ameboid c.**, any cell which is able to change its form and move about. **antipodal c's**, a group of four cells in the early embryo. **apolar c.**, a nerve-cell with no processes or poles. **apoplectic c.**, a cavity in the brain formed by effusion of blood in apoplexy. **arkyochrome c.**, a nerve-cell in which the Nissl bodies are arranged in a network. **auditory c's**, cells in the internal ear bearing the auditory hairs. **balloon c's**, peculiar degenerated cells in the vesicles of herpes zoster. **banana c's**, cells of banana frequently found in feces and which may be mistaken for cestodes. **basal c., basilar c.**, one of the cells of the deep layer of the epithelium. **basket-c.** 1. A cell of the cerebellar cortex whose axon gives off brushes of fibrils, forming a basket-like nest in which the body of each Purkinje cell rests 2. A degenerated leukocyte consisting of strands of nuclear substance arranged in a coarse

network. **basophilic c.**, a cell staining readily with basic dyes. **battery-c.**, one of the chambers of a galvanic battery, containing its fluids and essential elements. **beaker-c.** See *goblet-c.* **Beale's ganglion-c's**, bipolar cells with one process coiled around the other. **Betz's c's**, large pyramidal ganglion-cells forming one of the layers of the motor area of the gray matter of the brain; called also *giant pyramids* and *giant pyramidal cells.* **bichromate c., dichromate c.** See *Grenet c.* **bipolar c.**, a nerve-cell with two processes. **blood-c., red**, a red blood-corpuscle. **blood-c., white**, a leukocyte of the blood. **c.-body**, that portion of a cell which incloses the nucleus. **bone-c.**, a nucleated cell occupying each a separate lacuna of bone. **border c's.** See *delomorphous c's.* **Böttcher's c's**, cells of the cochlea, occurring in a single layer on the basilar membrane. **breviradiate c's**, neuroglia cells which have short prolongations. **c.-bridges**, plasmodesma. **bristle c's**, the hair-cells associated with the auditory and cochlear nerves. **bronchic c.**, an air-cell of the lungs. **brood c.**, mother cell. **Cajal c.**, a form of neuron peculiar to the molecular layer of the cerebral cortex. **calciform c.** Same as *goblet-c.* **calcigerous c's**, osteoblasts containing calcareous deposits, seen during ossification. **capsule c.** See *amphicyte.* **c.-capsule**, a thick cell wall. **carmin c.**, an endothelial cell which stains intravitally with carmin **cartilage c's**, cells embedded in the lacunæ of the cartilages. **caudate c's**, neuroglia cells of the gray matter having several streaming prolongations like the tail of a comet; called also *cometal c's.* **central c.** See *adelomorphous c.* **centro-acinar c's**, branching or spindle-shaped cells in the lumina of acini of the pancreas they serve to support the elements of the inner wall. **chalice-c.** Same as *goblet-c* **chief c.** Same as *adelomorphous c* **chromaffin c's.** See *chromaffin* **ciliated c.**, any cell with movable cilia. **Claudius's c's**, large nucleated cells on each side of the arches of Corti. **cochlear c's**, specialized cells of the cochlea, some of which are percipient elements connected with the auditory nerve; others, hair-cells associated with the cochlear nerve. **columnar c.** Same as *cylindric c.* **cometal c's.** See *caudate c's.* **commissural c's.** Same as *heteromeral c's.* **connective-tissue c's**, a general name for the cellular elements of the various forms of connective tissue. See *fibroblast* **contractile fiber-c's**, the spindle-shaped and nucleated cells which, collected into bundles, make up unstriped muscular fiber. **corneal c.**, a modified connective-tissue cell occupying each corneal space. **c's of Corti**, the hair-cells on the outer surface of the organ of Corti **counting-c.**, an apparatus for counting the blood-corpuscles or other cells in a given quantity of fluid. **cover-c.**, any cell which covers and protects other cells; especially any long epithelial cell of the outer layer of the taste-buds. **crescent c's.** Same as *marginal c's.* **cribrose c.**, one whose walls are perforated with numerous sieve-like pores. **cuboid c.**, an epithelial cell of which the transverse and vertical diameters are equal. **cylindric c.**, any epithelial cell of cylindric form. **Daniell c.**, a form of two-fluid cell for the galvanic battery: the collecting plate is of copper, and the fluids (dilute sulphuric acid and copper-sulphate solution) are separated by a porous diaphragm. **daughter-c.**, any cell formed by the division of a mother-cell **decidual c's**, large nucleated cells with granular contents arising from the connective tissue of the uterine mucous membrane. **Deiters's c's.** 1. Cells with delicate processes on the basilar membrane of the cochlea. 2. Neuroglia cells. **delomorphous c's**, the supposed acid-secreting cells of the stomach. They are large cells lying between the basement-membrane of the tubules of the cardiac glands and the adelomorphous cells. Called also *acid c's, oxyntic c's,* and *parietal c's.* **demilune c's**, the granular protoplasmic cells of mucous glands between the mucous cells and the basement-membrane. **dentin-c.**, a modified connective-tissue cell peculiar to dentin. **c.-division**, fission of a cell, either *direct* or *indirect:* for the latter, see *karyokinesis. Direct cell-division* is either segmentation or gemmation. **dome-c's**, the large cells which compose the epitrichium of the fetus. **dust c's**, endothelial leukocytes which contain carbon or dust particles. **ectoplastic c's**, those in which the processes of metamorphosis occur upon the surface or in the ectoplasm. **egg-c.**, the immature ovum while it is embedded within the ovary. **elementary c's, embryonal c's**, small round cells produced by the segmentation of the ovum. **emigrated c.**, a leukocyte which has passed through the wall of a blood-vessel into the neighboring tissue. **enamel-c.** Same as *ameloblast.* **encasing c.** Same as *cover-c.* **endothelial c.**, a form of flat cell lining all serous cavities and blood-vessels. **endothelioid c's**, large protoplasmic cells frequently seen in disease of the blood-making organs and believed to be derived from the endothelial lining of the blood- and lymph-vessels; called also *epithelioid c's.* **entoplastic c's**, those in which the processes of metamorphosis take place within their substance and not on their surface **ependymal c's**, the cells of the ependyma. **epidermic c's**, the cells of the epidermis. **epithelial c's**, cells which cover the surface of the body and line the alimentary, genito-urinary, respiratory, lacrimal, and tympanic tracts. **epithelioid c.**, a cell that resembles an epithelial cell in shape. See *endothelioid c's.* **ethmoid c's**, large cavities, mainly in the lateral masses of the ethmoid bone. **fat-c's**, nucleated vesicles formed of protoplasmic membrane filled with fatty matter. **ferment c.**, a cell which secretes a ferment. **Ferrata's c.** See *hemohistioblast* **fiber c.**, any elongated and linear cell. **flagellate c.**, any motile cell having long cilia for propulsion. **floor-c's**, the cells of the floor of the arch of Corti. **foam c's.** 1. Peculiar foamy-looking cells, due to the presence in the cell of cholesterin fat. Such cells are seen notably in xanthoma and have, therefore, been termed *xanthoma c's.* 2 Same as *Mikulicz's c's.* **follicle c.**, one of the cells which make up a follicle. **foot c's.** See *Sertoli's c's.* **formative c.**, an embryonal cell. **Foulis's c's**, large nucleated epithelial cells seen in fluids from malignant ovarian cysts. **Fuller c.**, a battery-cell resembling the Grenet cell, but employing a mixture of mercury and water as an amalgamating agent. **fusiform c.** Same as *spindle-c* **gametoid c's**, cancer cells resembling reproductive cells. **ganglion-c.**, a form of large nerve-cell, found especially in the spinal ganglia. **Gaucher's c's.** See *Gaucher's disease,* under *disease.* **germ c's**, the cells of an organism whose function it is to reproduce the kind. **germinal c.**, one of the cells in the brain and spinal cord of the embryo which divide to form the primitive ganglion-cells or neuroblasts. **giant-c.**, a very large cell frequently having several nuclei. The name is applied especially to the largest cells of bone-marrow, which may be either mono- or multinucleate, and which are also known as myeloplaxes. **giant pyramidal c's.** See *Betz's c's.* **c's of Giannuzzi**, the demilune cells. **gitter c.**, a large cell having a honeycomb appearance and containing many lipoid granules. **Gley's c's**, cells in the interstitial tissue of the testicle. **glia-c.**, a cell of the neuroglia. **goblet-c.**, a form of epithelial cell containing mucin and bulged out like a goblet. Cf. *ptyocrinous.* **Golgi's c's**, nerve-cells with very short processes in the posterior horns of the spinal cord. In Golgi cells of *Type I* the axons pass out of the gray matter, in those of *Type II* the axons do not pass out of the gray matter. **gravity-c.**, a battery-cell like the Siemen and Halske, but the fluids are superim-

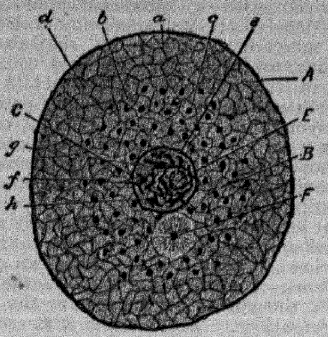

Diagram of a typical cell: *A*, cell-wall; *B*, cell-body: *C*, nucleus; *E*, nucleolus; *F*, centrosome; *a*, spongioplasm; *b*, hyaloplasm; *c*, metaplasm or microsomes; *d*, exoplasm; *e*, nuclear membrane; *f*, nuclear network or chromatin filaments; *g*, nuclear matrix; *h*, nodal enlargements or net knots. (Leroy.)

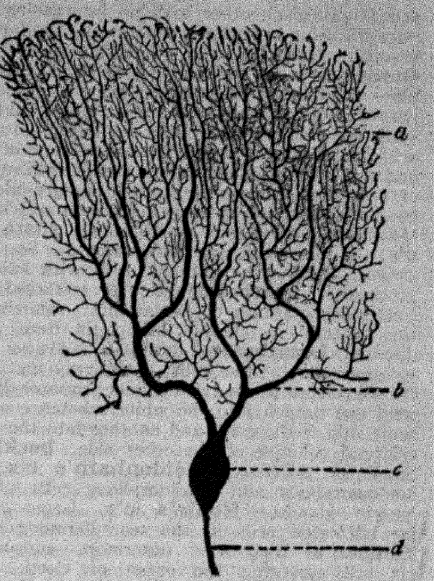

Purkinje's cell from the cerebellar cortex of the rabbit: *a*, telodendron: *b*, dendrite; *c*, cell-body; *d*, neuraxis.

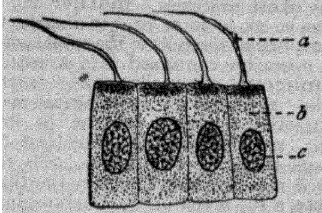

Cylindric ciliated cells: *a*, cilia; *b*, cell-body; *c*, nucleus.

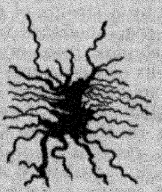

A neuroglia-cell (glia-cell or spider-cell) from the white matter of the spinal cord.

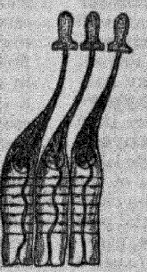

Three cells of Deiters, showing the phalangeal processes, each expanding to form a phalanx of the reticular lamina, and also the spirally running nerve-fibrils.

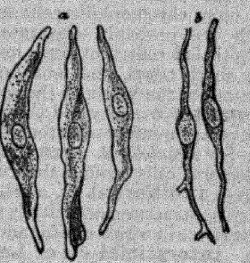

Taste-cells: *a*, cover-cells; *b*, taste-cells proper.



Olfactory cells.



Epithelial cells from various localities: *a*, squamous cells; *b*, prickle-cell from skin; *c*, columnar ciliated cell; *d*, goblet-cells; *e*, stratified epithelium. (Leroy.)

posed upon each other with no intervening diaphragm, being kept partly separate by the force of gravity. **Grawitz c's.** Same as *slumber c's.* **Grenet c.,** a battery-cell with a carbon-collecting plate, the fluid and depolarizer being a solution of potassium dichromate. **Grove c.,** a two-fluid galvanic cell charged with dilute sulphuric and nitric acids, containing respectively an element of zinc and of platinum. **guanin-c.,** a small oval variety of cell filled with white, refracting granules of guanin. **guard-c's,** endothelial cells which line the stomata of serous membranes. **gustatory c's,** the taste-cells. **gyrochrome c.** See *gyrochrome.* **hair-c's,** epithelial cells with hair-like processes. **heart-disease c's,** epithelial cells containing granules of hematoidin occurring in the sputum in chronic bronchitis from heart disease. **hecatomeral c's** [Gr. ἑκάτερον both + μέρος part], those cells of the gray matter of the spinal cord whose axis-cylinder processes divide, send one branch into the white substance of the same side of the cord, and another into the anterolateral columns of the other side. **heckle-c.** Same as *prickle-c.* **Heidenhain's c's,** the adelomorphous and delomorphous cells of the gastric glands. **Henle's c's,** large granular nucleated cells in the seminiferous tubules. **Hensen's c's,** the outermost sustentacular cells covering the organ of Corti. **hepatic c's, liver-c's,** polygonal epithelial cells forming the substance of an acinus of the liver. **heteromeral c's,** nerve-cells of the gray matter of the spinal cord whose axis-cylinder processes pass to the white matter of the opposite side. **Hill's c.** See *gravity-c.* **Hofbauer c's,** large chromophilic cells in the chorionic villi which are probably clasmatocytes. **horn-c's.** 1. Epithelial cells that have lost their protoplasm, have sharp edges, and look horny. 2. Any ganglion-cell of the horns of the spinal cord. **hyperchromatic c.,** any cell that contains more than the average number of chromosomes. **ichthyoid c's.** See *megaloblast.* **incasing c's,** a single layer of fusiform cells around the gustatory cells of the tongue. **indifferent c.,** a cell which has no characteristic structure, or which is not an essential part of the tissue in which it is found. **initial c's,** germ-cells. **interstitial c's of Leidig.** See *Leydig's interstitial c's.* **Kupffer's c's,** large star-shaped or pyramidal cells lying along the walls of the venous capillaries of the liver. They form a part of the reticulo-endothelial system (q. v.). Called also *stellate c's.* **lacrimo-ethmoid c's,** the ethmoid cells situated under the lacrimal bone **Langerhans's c's.** 1. Star-shaped cells in the deeper portions of the germinative layer of the epidermis. 2. Spindle-shaped cells in the lumina of the acini of the pancreas. **Langhans's c's.** 1. Polygonal epithelial cells constituting Langhans's layer. 2. The giant-cells of tubercle. **Leclanché c.,** a battery-cell having a carbon collecting plate and employing as a fluid a solution of ammonium chlorid, and as a depolarizer manganese dioxid. **Leishman's chrome c's,** basophil granular leukocytes occurring in black-water fever **lepra-c.,** a cell in a leprous nodule which has been converted by the action of lepra bacilli into a sac containing degenerated protoplasm and bacilli. **leukocytoid c's,** colorless blood-cells derived from the blood-current and taking part in the formation of scar tissue. **Leydig's c's.** 1. The interstitial cells of the seminiferous tubules and of the mediastinum and connective-tissue septa of the testes, believed to furnish the internal secretion of the testicle. 2. Mucous cells which do not pour their secretion out over the surface of the epithelium. **longiradiate c's,** neuroglia cells having long prolongations. **lymphoid c.,** a small connective-tissue cell with a large nucleus, found in lymphoid tissue, such as lymph-nodes, spleen, tonsils, etc. **Marchand's c.** See *adventitial c.* **marginal c's,** the granular cells occurring next to the basement-membrane of mucous glands; parietal cells. **Marié-Davy c.,** a battery-cell with a carbon-collecting plate, the fluid, depolarizer, and amalgamator being a paste of mercuric or mercurous sulphate and water. **marrow-c.,** a large ameboid cell characteristic of the marrow. **Martinotti's c's,** fusiform cells with ascending axis-cylinder processes in the polymorphic layer of the cerebral cortex. **mast-c's** [Ger. *Mastzellen*], large cells containing coarse basophil granules. They occur normally in connective tissue and are found in the blood, where they constitute one of the varieties of polymorphonuclear leukocytes. They are especially numerous in leukemic blood and in the foci of chronic inflammation. **mastoid c's,** the sinuses of the mastoid bone. **memory c.,** a cell of the cerebral cortex thought to be the seat of the memory of sensations. **Meynert's c's,** solitary pyramidal cells in cerebral cortex about the calcarine fissure **migratory c's,** the lymphocytes and white corpuscles of the blood so called from their ameboid movements. **Mikulicz's c's,** the cells in rhinoscleroma which contain the bacillus of the disease. **mitral c's,** the pyramidal cells forming one of the layers of the olfactory bulb. **monoplastic c.,** a cell composed of a single substance. **mossy c.,** a neuroglia cell having a large body and many short processes. **mother-c.,** a cell that divides so as to form new or daughter-cells. **motor c.,** one of the cells of the spinal cord which has its neuraxon continued into a motor nerve-fiber. **mucous c's,** cells which secrete mucus or mucin. **muscle-c.,** an elongated and nucleated contractile fiber-cell peculiar to unstriped muscle. **myeloid c.,** an osteoclast or giant-cell of bone-marrow **myoid c.,** cells resembling striated muscle-fibers, found in the thymus. **Nageotte's c.,** a cell of the cerebrospinal fluid which becomes greatly increased in number in disease. **nerve-c.,** a neuron or ganglion-cell, a special cell of the nervous system See *nerve-cell* **c.-nest,** any mass of closely packed epithelial cells surrounded by a stroma of connective tissue. **Neumann's c's,** nucleated red cells in the bone-marrow developing into erythrocytes. **neuroglia c's,** the cells of the neuroglia. They are of two kinds, the spider-cells and the mossy cells **neuromuscular c.,** a form of cell chiefly or always seen in the lower animals, of which the outer part receives stimuli and the inner part is contractile. **noble c's,** the differentiated cells of the organs and tissues of the body. **normal c.,** any cell found naturally in any part or organ free from disease. **nuclear c.,** a nerve-cell consisting of a nucleus surrounded by a layer of branching protoplasm seen especially in the sensory area of the cerebral cortex. **nucleated c.,** any cell having a nucleus **nurse c., nursing c.** See *Sertoli's c's.* **Nussbaum's c's,** small, functionless cells of the pyloric glands of the stomach. **oat-shaped c's,** cells shaped like oat grains, seen in some varieties of sarcoma. **olfactory c's,** a set of specialized and nucleated fusiform cells of the mucous membrane of the nose embedded among the epithelial cells. **one-fluid c.,** any battery-cell which makes use of but one kind of fluid. **osseous c.,** a bone-cell. **overripe c's,** polynuclear or neutrophil blood-cells. **oxyntic c's.** See *delomorphous c's.* **palatine c's,** those parts of the ethmoid cells which are extended into the palatine bone. **Paneth's c's,** cells in the fundus of the cysts of Lieberkuhn, containing eosinophil granules, and probably concerned in the elaboration of an enzyme. **parent c.,** a mother-cell. **parietal c's.** See *delomorphous c's.* **pathologic c.,** any cell which results from a disease-process or which belongs to or arises from a pathogenic microörganism. **pavement c's,** the flat cells composing pavement epithelium. **pediculated c's,** neuroglia cells which possess a pedicle implanted into a capillary wall. **peptic c's,** a name sometimes given to the adelomorphous cells of the stomach. **pericellular c's,** neuroglia cells which surround a

neuron. **perichrome c.** See *perichrome*. **perithelial c.** See *adventitial c.* **perithral c's,** plasma-cells surrounding the walls of blood-vessels. **perivascular c's,** neuroglia cells which are in contact with a capillary. **persensitized c.,** a cell which has been sensitized by union with the mid-piece of complement so that it will be dissolved when the end-piece is added. **pessary c.,** an erythrocyte from the center of which the hemoglobin has disappeared. **pheochrome c's,** cells of the medulla of the embryonic suprarenal body which stain dark with chromium salts. **pigment-c.,** any cell containing pigment-granules. **pitcher-c's,** cells found in the normal conjunctiva. **plasma-c's,** peculiar cells of lymphadenoid origin occurring normally in various mucous membranes and in lymphoid tissue generally, and frequently occurring in pathologic states They stain deeply with basic dyes The protoplasm is not granular, and is denser in the peripheral portion than in the center; the nuclei have a large amount of chromatin, which is arranged in a characteristic wheel-like manner; called also *plasmacyte, stimulation cells,* and *phlogocytes*. **c.-plate.** Same as *mid-body*. **pluricordonal c's,** stellate embryonal cells found in the posterior cornu of the myelon, hitherto found in the embryonic pigeon only. **polar c's.** See *globules, polar*. **polychromatic, polychromatophil c's,** non-nucleated erythrocytes staining with acid and basic stains. **polyhedral c's,** cells having a polyhedral shape. **polyplastic c.,** a cell made up of various structural elements, also one which passes through various modifications of form. **prickle c.,** a cell provided with delicate radiating processes which connect with similar cells; found chiefly in the deep layers of stratified pavement epithelium. **primitive wandering c.,** a small mononuclear cell of the embryo which arises from the mesoderm and subsequently by differentiation gives rise to wandering cells of the body (Saxer, Maximow) **primordial c's,** embryonal cells. **principal c's,** adelomorphous cells **prop c's,** Purkinje's cells **pseudoplasma c's,** cells having staining properties like plasma-cells, but differing in structure. **psychic c's,** the cells of the cerebral cortex. **pulpar c.,** the typical cell of the spleen substance. **Purkinje's c's,** large branching neurons in the middle layer of the cortex cerebelli. **pyramidal c.,** one of the large multipolar pyramid-shaped ganglion cells of the cerebral cortex which, with their attached fibers, constitute the pyramidal neurons **pyrrol c.,** a cell of the reticulo-endothelial system, so called because it takes up and stains with pyrrol **resting c.,** a cell that is not undergoing karyokinesis. **resting wandering c.** See *clasmatocyte*. **reticular c's,** the cells of the reticular tissue which forms the framework of lymph-glands, red bone-marrow, and the spleen. **reticulo-endothelial c.** See *reticulo-endothelial system*, under *system*. **retinal c's,** specialized cells of various kinds, found especially in the vesicular, molecular, nuclear, and pigmentary layers of the retina. **Rieder c.,** a lymphoblast having a nucleus which is divided into two or more lobes. **Rindfleisch's c's,** granular eosinophil leukocytes. **ripe c's,** a form of large mononuclear blood-cells; myelocytes or marrow-cells in the blood. **Rolando's c's,** the ganglion-cells of Rolando's gelatinous substance. **Rouget c's,** contractile cells found upon the walls of the capillaries in the frog and salamander. Krogh supposes that by their contraction they control the size of the capillaries. **round c.,** any cell having a spheric shape. **c.-sap,** hyaloplasm. **sarcogenic c's,** the cells which are developed into muscle-fiber. **satellite c's,** free nuclei which accumulate around cells in certain diseases. **sauroid c's.** See *normoblast*. **scavenger c's,** lymph-cells of the neuroglia said to assist in removing effete material. **Schwann's c.,** one of the cells composing the sheath of Schwann. **seminal c's,** epithelial cells within the tubuli seminiferi. **sensation c.,** a cortical cell which receives peripheral stimulations by direct conduction and is thus the seat of sensation. **sensory c.,** one of the nerve-cells of the peripheral sense organs. **serous c.,** a cell concerned in the secretion of an albuminous fluid, like the saliva, an essential cell of a serous or albuminous gland. **Sertoli's c's,** elongated cells in the tubules of the testes to the ends of which the spermatids become attached apparently for the purpose of nutrition until they become transformed into mature spermatozoa; called also *sustentacular c's, nurse c's, foot c's,* and *trephocytes*. **sexual c's,** the larger cells in the fetal testis. **sickle c.,** a crescentic or sickle-shaped red blood-corpuscle. **Siemen and Halske c.,** a battery-cell with a copper collecting plate the fluids are water and solution of copper sulphate, separated by a porous diaphragm with a papier-mâché packing. **skeletogenous c.,** an osteoblast. **sleeping c.** Same as *slumber c.* **slumber c.,** a cell believed to exist in connective tissue and to be undifferentiable by any known methods **Smee c.,** an electric battery-cell consisting of a plate of zinc and one of platinized silver in a dilute solution of sulphuric acid. **Snell c.,** a one-fluid battery-cell having a collecting plate of platinized silver, its fluid is dilute sulphuric acid. **somatic c's,** the cells of the somatoplasm, undifferentiated body-cells. **sperm-c.** 1. A spermatozoon. 2. A spermatoblast. **sphenoid c's,** two large cavities or sinuses of the sphenoid bone. **spider-c.** See *astrocyte*. **spindle-c.,** a fusiform or spindle-shaped cell. **squamous c.,** a flat, scale-like epithelial cell. **stellate c.,** a star-shaped cell, particularly a neuroglia cell having a large number of filaments extending from it in all directions **stichochrome c.** See *stichochrome*. **stickle c's.** Same as *prickle-c.* **stipple c's,** red blood-cells showing granulations. See *granulation*. **supporting c's,** Deiters' cells of the organ of Corti: long, fusiform cells between the outer rods of Corti and the acoustic hair-cells. **sustentacular c's.** 1. Delicate stellate corpuscles, forming with the intercellular substance the splenic pulp. 2 See *Sertoli's c's*. **syncytial c.,** a syncytium or a component of it. **taste c's,** the cells of the interior of a taste-bud hidden by the cover-cells **tautomeral c's** [Gr. *τὸ αὐτό μέρος* the same side], nerve-cells of the gray substance of the spinal cord whose axis-cylinders pass into the white substance of the same side of the cord. **tegmental c's,** cells which cover any delicate structure. **tendon c's,** flattened tissue-cells of connective tissue occurring in rows between the primary bundles of the tendons **c.-theory,** the doctrine that all organic matter consists of cells, and that cell activity is the essential process of life. **totipotential c.,** a cell which is capable of developing into every variety of body cell. **tubal air-c's,** small cavities sometimes seen in the lower wall of the eustachian tube near the tympanic orifice. **Türck's c's.** See *Türck's irritation leukocyte*, under *leukocyte* **tympanic c's,** the depressions in the walls of the tympanic cavity. **Unna's plasma-c.,** a fibroblast. **vacuolated c.,** a cell whose protoplasm contains vacuoles. **vasofactive c's, vasoformative c's,** cells which join with other cells to form blood-vessels. **Vignal's c's,** embryonal connective-tissue cells secreting myelin and associated with the formation of the axis-cylinders of nerves in the fetus. **visual c's,** the neuro-epithelial elements of the retina, the outer specialized segments of which are the rods and cones **von Kupffer's c's.** See *Kupffer's c's*. **c.-wall,** the membranous investment of a cell. **wandering-c.,** a leukocyte or motile cell. **xanthoma c.** See *foam c.* **Zehbe's c.,** a connective-tissue cell found in organs of patients who died of cancer.

cella (sel'ah) [L. "compartment"]. The central part of the lateral ventricle. **c. latera'lis,** the lateral ventricle of the brain. **c. me'dia,** the central part of the lateral ventricle of the brain: called also *pars centralis*.

cellase (sel'ās). A ferment which acts upon cellose.

cellasin (sel'as-in). A proprietary sugar, starch, fat, and peptone-splitting ferment derived from fungi: used in malnutrition.

cell-bridges. See *intercellular bridges*, under *bridge*.

cell-color ratio. See under *ratio*.

Cellia (sel'e-ah). A genus of anopheline mosquitos, several species of which act as malaria carriers.

cellicolous (sel-ik'o-lus) [L. *cel'la* cell + *col'ere* to dwell]. Inhabiting cells.

celliferous (sel-if'er-us). Producing or bearing cells.

celliform (sel'if-orm). Cell-like.

cellifugal (sel-if'u-gal). Same as *cellulifugal*.

cellipetal (sel-ip'et-al). Same as *cellulipetal*.

cellobiose (sel-o-bi'ōs). A disaccharid, $C_{12}H_{22}O_{11}$, which can be prepared from cellulose.

celloidin (sel-oi'din). A concentrated preparation of pyroxylin, employed in microscopy for embedding specimens for section-cutting.

cellon (sel'on). Acetylene tetrachlorid, $CHCl_2$-$CHCl_2$, or tetrachlorethane.

cellophan (sel'o-fan). A cellulose product used as a filtering medium, and for bandages, compresses, etc.

cellosan (sel'o-san). An anhydrid of cellobiose.

cellose (sel'ōs). A substance formed by the hydrolysis of cellulose.

cellotropin (sel-o-tro'pin). Monobenzoyl-arbutin, $C_6H_4O.C_6H_5.CO.O\ C_6H_{11}O_5$: used in scrofula and tuberculosis. Dose, 5–7 gr. (0.33–0.46 gm.).

celluflor (sel'u-flor). A proprietary cellulose flour.

cellula (sel'u-lah), pl. *cel'lulæ* [L. "little cell"]. A small cell. **c. ethmoida'lis** [B N A], ethmoidal cell. **c. mastoi'dea** [B N A], mastoid cell. **c. pneumat'ica tuba'ria** [B N A], tubal air-cell. See under *cell*. **c. tympan'icæ** [B N A], tubal air-cells. See under *cell*

cellular (sel'u-lar). Pertaining to or made up of cells.

cellularity (sel-u-lar'it-e). Same as *cellulosity*.

cellulase (sel'u-lās). An enzyme that hydrolyzes cellulose.

cellule (sel'ūl) [L. *cel'lula*]. A minute cell.

cellulicidal (sel-u-lis'id-al) [L. *cel'lula* a cell + *cæ'dere* to kill]. Destroying cells.

cellulifugal (sel-u-lif'-u-gal) [L *cel'lula* cellule + *fu'gere* to flee]. Directed away from a cell-body.

cellulin (sel'u-lin). A principle of animal origin much resembling cellulose.

cellulipetal (sel-u-lip'et-al) [L. *cel'lula* cellule + *pet'ere* to seek]. Directed toward a cell-body.

cellulitis (sel-u-li'tis). Inflammation of cellular tissue; especially purulent inflammation of the loose subcutaneous tissue. **orbital c.**, inflammation of the cellular tissue within the orbit. **pelvic c.**, inflammation of the connective tissue around the uterus; parametritis. **phlegmonous c.** See *phlegmona diffusa*. **streptococcus c.**, erysipelas.

cellulo (sel'u-lo). A preparation of glycerin, oxychlorin, cellulose, and an earthy base: used as an absorbent dressing.

cellulocutaneous (sel"u-lo-ku-ta'ne-us). Composed of loose connective tissue and skin.

cellulofibrous (sel"u-lo-fi'brus). Partly cellular and partly fibrous.

celluloid (sel'u-loid). A substance composed largely of pyroxylin and camphor· used in the arts and to some extent in dentistry and surgery.

Cellulomonas (sel-u-lo'mo-nas). A genus of Bacteriaceæ; they are saprophytic and have the property of digesting cellulose.

celluloneuritis (sel"u-lo-nu-ri'tis). Inflammation of nerve cells. **acute anterior c.**, Raymond's name for acute anterior poliomyelitis, polyneuritis, and Landry's paralysis, which he considered one disease.

cellulose (sel'u-lōs). A carbohydrate forming the skeleton of most plant structures and of plant-cells. It is a colorless, transparent solid, insoluble in water, alcohol, etc, but soluble in Schweitzer's reagent. It is used mainly in the arts, as in making filter paper, artificial silk, pyroxylin, etc. **acid c.**, any combination of cellulose with carboxyl groups, such as pectinic acid. They are mostly gelatinous bodies. **starch c.**, the outer portion of the starch grain. See *amylopectin*.

cellulosity (sel-u-los'it-e). The condition of being composed of cells.

cellulotoxic (sel"u-lo-toks'ik). 1. Toxic to cells. 2. Produced by cell toxins.

cellulous (sel'u-lus). Made up of cells.

celology (se-lol'o-je) [Gr. *κήλη* hernia + *λόγος* treatise]. The science or study of hernia.

celom, cœlom, cœloma (se'lom, se-lo'mah) [Gr. *κοίλωμα*]. See *cœlom*.

celonychia (se-lo-nik'e-ah). Same as *koilonychia*.

celophlebitis (se"lo-fle-bi'tis) [Gr. *κοῖλος* hollow + *phlebitis*]. Inflammation of a vena cava.

celoschisis (se-los'kis-is) [Gr. *κοῖλος* belly + *σχίσις* fissure]. Fissure of the abdominal wall.

celoscope (se'lo-skōp) [Gr. *κοῖλος* hollow + *σκοπεῖν* to examine]. An instrument for illuminating and examining a cavity.

celoscopy (se-los'ko-pe). Examination of a body-cavity, use of the celoscope.

celosomia (se-lo-so'me-ah) [Gr. *κήλη* hernia + *σῶμα* body]. Hernial protrusion of the fetal viscera.

celosomus (sel-o-so'mus). A monster with eventration, fissure, or absence of the sternum, with more or less protrusion of the thoracic or abdominal organs.

celothel (se'lo-thel). See *cœlothel*.

celotomy (se-lot'o-me). See *kelotomy*.

celozoic, cœlozoic (se-lo-zo'ik) [Gr *κοιλία* belly + *ζῷον* animal]. Inhabiting the intestinal cavities of the body, said of parasites.

Celsius scale or **thermometer** (sel'se-us) [Anders *Celsius*, Swedish astronomer, 1701–1744]. See under *thermometer*.

Celsus (sel'sus), **Aurelius Cornelius.** A celebrated Roman physician and writer who lived about 25 A. D. Of his numerous writings, only one has been preserved, namely, the treatise "De Medicina," in eight books.

celtium (sel'te-um). A chemic element of atomic number 72.

cement (se-ment') [L. *cæmen'tum*]. 1. Any substance that serves to mend something which is broken. 2. Same as *cementum*. 3. An adhesive filling material, such as zinc oxychlorid· used in dentistry. **adamantine c.**, a dental filling material composed of powdered pumice-stone mixed with an amalgam of mercury and silver. **muscle c.**, myoglia. **nerve c.**, the neuroglia. **silicate c.**, a filling material for tooth cavities containing magnesium phosphate and calcium phosphate, carbonate, and fluorid. **tooth c.**, cement (2d def.)

cementicle (se-men'tik-el). See *cemento-exostosis*.

cementification (se-ment-if-ik-a'shun). The formation of cementum of a tooth.

cementin (se-men'tin). The material that sometimes unites the margins of squamous endothelial cells.

cementitis (se-men-ti'tis). Inflammation of the cementum of a tooth.

cementoblast (se-men'to-blast) [L. *cæmen'tum* + Gr. *βλαστός* germ]. One of the cells from which the cementum of the tooth is developed.

cementoclasia (se-men-to-kla'se-ah) [L. *cemen'tum* + Gr. *κλάσις* breaking]. Disintegration or destruction by disease of the cementum of a tooth root.

cemento-exostosis (se-men"to-ex-os-to'sis) [*cementum* + *exostosis*]. A rounded formation of cementum tissue developing on the periodontal membrane and the cementum of a tooth as a result of periodontitis. Called also *cementicle.*

cementoma (se-men-to'mah). A tumor composed of cement like that of the teeth.

cementoperiostitis (se-men"to-per-e-os-ti'tis). Same as *pyorrhœa alveolaris.*

cementosis (se-men-to'sis). The development of a cementoma.

cementum (se-men'tum). The layer of bony tissue covering the root of a tooth. It differs in structure from ordinary bone in containing a greater number of Sharpey's fibers. Called also *cement.*

cenadelphus (sen-ad-el'fus) [Gr. κοινός common + ἀδελφός brother]. A double monster fetus with the two individuals equally developed.

cenencephalocele (sen-en-sef'al-o-sēl). An encephalocele or protrusion of the brain without cystic condition.

cenesthesia, cœnesthesia (sen-es-the'ze-ah) [Gr. κοινός common + αἴσθησις feeling]. The general feeling or sense of conscious existence; the sense of normal functionating of the organs of the body.

cenesthesic, cenesthetic (sen-es-the'sik, -thet'-ik). Pertaining to cenesthesia.

cenesthopathia (sen-es-tho-path'e-ah) [*cenesthesia* + Gr πάθος disease]. Any morbid perversion of the consciousness.

cenobium, cœnobium (sen-o'be-um). A colony of independent cells or organisms held together by a common investment.

cenogenesis, cœnogenesis (se-no-jen'es-is) [Gr. κοινος common + γένεσις production] That form of development in which there is not repeated the phylogeny of the group to which the individual belongs Opposed to *palingenesis.*

cenophobia (sen-o-fo'be-ah). Same as *kenophobia.*

cenopsychic (sen-o-si'kik) [Gr. καινός new + ψυχή mind]. Of recent appearance in mental development.

cenosis (se-no'sis) [Gr.] A morbid discharge.

cenosite (se'no-sīt) [Gr κοίνος common + σίτος food]. A parasite which is able to live apart from its host.

cenotic (se-not'ik). Pertaining to a morbid discharge.

cenotype (sen'o-tīp) [Gr. κοινός common + *type*]. The original type from which all forms have arisen.

censor (sen'sor). 1. A member of a committee on ethics or for critical examination and supervision of a medical or other society. 2. In Freudian terminology, the psychic influence which prevents certain unconscious thoughts and wishes coming into consciousness unless they are disguised so as to be unrecognizable.

Cent. Abbreviation for *centigrade* and *centimeter.*

centaurea (sen-taw're-ah). The plant, *Cni'cus benedic'tus,* or blessed thistle· used in hepatic congestion and atonic dyspepsia; also a genus of composite-flowered medicinal plants.

centaurium (sen-taw're-um) Centaury.

centaury (sen'taw-re) [L. *centau'rium;* Gr. κενταύρειον]. A popular name for various gentianaceous plants of the genera *Erythræ'a, Centau'rea, Sabba'tia,* etc., having in general the tonic properties of gentian.

center (sen'ter) [Gr. κέντρον, L *cen'trum*] 1. The middle point of a body. 2 A collection of nerve-cells which is concerned with a particular function **abdominal c.**, **epigastric c.**, a cutaneous reflex center in the gray matter of the cord· said to be between the sixth and eleventh dorsal vertebræ. **accelerating c.**, a center in the oblongata which sends accelerating fibers to the heart. **acoustic c.**, the auditory center. **ankle-clonus c.**, a cutaneous reflex center in the gray matter of the cord: said to be between the fifth lumbar and first sacral vertebræ. **anospinal c's**, the centers for contracting the sphincter ani, that for relaxing it (defecation center), and that for the anal reflex: all are in the lumbar enlargement. **arm-c.**, a cortical center at the middle third of the fissure of Rolando, controlling the arm-movements. **association-c.**, any portion of the cerebral cortex which, though not itself functionally differentiated, is connected with the cortical centers by association fibers. **auditopsychic c.**, a center dealing with the interpretation of sounds· situated in the first temporal convolution. **auditory c.**, the center for hearing· in the first temporosphenoid convolution. **automatic c.**, a group of cells in the spinal cord producing motion independently of volition or reflection. **brain-c.** 1. An area of the cerebral cortex having a specialized structure or function. 2. A group of cells in the brain having a special function. **Broca's c.**, the speech-center. **Budge's c.** 1. The ciliospinal center. 2 See *genital c.* **calorific c.**, a center in the caudate nucleus of the spinal cord which controls heat production. **cardio-accelerating c.** See *accelerating c.* **cardio-inhibitory c.**, a center in the oblongata which sends inhibitions to the heart by way of the vagus. **cardiomotor c.**, Tawara's name for the auriculoventricular node, on the theory that the heart's impulse arises there **cerebrospinal c.**, the brain and spinal cord. **cheirokinesthetic c.**, the center in the posterior part of the left second frontal gyrus, controlling movements concerned in writing. **ciliospinal c.**, a center in the lower cervical and upper dorsal portions of the spinal cord, connected with the dilatation of the pupil **color-c.**, the center for the perception of color said to be situated in the occipital cortex. **convulsion c.**, a center in the oblongata, at the floor of the fourth ventricle. its stimulation causes convulsions. **coordination c.**, a nerve center serving the function of coördination. See *coordination.* **correlation c.**, a nerve center serving the function of correlation. See *correlation.* **cortical c.**, any portion of the cerebral cortex which can be differentiated functionally from its neighbors. Such a center is sometimes called area, field, or zone. **coughing-c.**, a center in the oblongata, situated above the respiratory center. which presides over the act of coughing **cremasteric c.**, a cutaneous reflex center in the cord: said to be above the level of the second lumbar vertebra. **cutaneous reflex c's**, a set of centers in the gray matter of the spinal cord: these, with the musculotendinous centers, embrace nearly all the reflex centers of the cord. **defecation c.**, the anospinal center **deglutition c.**, a nerve-center in the oblongata which controls the function of swallowing. **dentary c.**, an ossification center of the mandible, giving origin to the lower border and outer plate. **deputy c.**, any secondary or association-center; also any center of origin for a spinal nerve **diabetic c.**, a center situated in the posterior part of the floor of the fourth ventricle· if tampered with, diabetes mellitus follows. **dominating c.**, the principal or controlling center of a group having a common function. **ejaculation c.**, the center which controls the erection of the penis and the normal discharge of semen: it is in the lumbar region of the spinal cord, and is itself regulated from the oblongata. **epigastric c.** See *abdominal c.* **epiotic c.**, a center of ossification which forms the lower part of the mastoid bone **erection c.** Same as *ejaculation c.* **euproxic c.**, any cerebral center which controls the proper performance of any action or set of actions. **facial c.**, a center for face movements. in the lower part of the ascending frontal convolution. **foot-clonus c.**, a musculotendinous reflex center of the cord, situated between the fifth lumbar and first sacral vertebræ. **ganglionic c.**, any mass of gray matter between

the lateral ventricles and the decussation of the anterior pyramids, including the thalami, striati, and other basal ganglia. **genital c., genitospinal c.**, the erection center of the male or the parturition center of the female: said to be in the cord, near the second lumbar vertebra. **germinal c.**, the area in lymphoid tissue in which most of the leukocytes are formed. **glossokinesthetic c.**, the center in the posterior part of the left second frontal gyrus which controls movements concerned in articulate speech. **gluteal c.**, a cutaneous reflex center of the cord said to be at the level of the fourth lumbar vertebra. **glycogenic c.** Same as *diabetic c.* **gustatory c.**, the cerebral center supposed to control taste: situated in the cortex of the uncinate convolution. **health c.**, a community health organization for creating health work and co-ordinating the efforts of all health agencies. **heat-c's**, centers in the brain which regulate heat production and heat elimination **heat-regulating c's.** Same as *thermotaxic c's.* **high-level c.**, a center controlling thought, reason, etc. **idea c.**, the name center. **ideomotor c's**, brain centers that preside over ideomotion. **independent c.** Same as *parenchymatous c* **inhibitory c.**, any nerve-center which restrains any function or process or controls other centers. **kinetic c.**, the centrospheres of a fertilized ovum. **knee-jerk c.**, a musculotendinous reflex center in the cord, at the level of the third and fourth lumbar vertebræ. **Kronecker's c.**, the inhibitory center of the heart. **Kupressoff's c.**, the spinal center for the sphincter of the bladder. **language c.**, any center controlling the understanding or use of language. **leg-c.**, a motor center for the legs, in the ascending frontal convolution. **low-level c.**, a center concerned in any sort of automatic action. **mastication c.**, a part of the facial center. **micturition c.**, a center controlling the bladder and inhibiting the tension of the vesical sphincter situated in the lumbar enlargement. **mid-level c.**, any center which acts as an association-center or in controlling muscular movement or storing up memories **motor c.**, any center which originates, controls, inhibits, or maintains a motor impulse. **musculotendinous c's**, the centers for foot- and ankle-clonus, the knee-jerk, and for the reflexes of the flexors and extensors of the upper extremity: they are all situated in the cord. **name-c.**, an area in the upper temporal lobe which controls the remembrance of names. **nerve-c.**, a collection of nerve-cells in the central nervous system which are associated together in the performance of some particular function **olfactory c.**, the center for smell, probably in the hippocampal gyrus **optic c.**, the point in a lens where the rays cross each other. Rays passing through the optic center have an angle of refraction of 0° **ossification c.**, any point at which the process of ossification begins in a bone. **oval c.** Same as *centrum ovale.* **panting c.**, a center in the tuber cinereum which accelerates the rate of breathing. **parenchymatous c.**, a nerve-center situated in the substance of a viscus. **parturition c.**, the center for the contraction of the uterus and fetal expulsion: it corresponds with the erection center of the male. **phrenic c.**, the central aponeurosis of the diaphragm. **plantar reflex c.**, a cutaneous reflex center in the gray matter of the cord: said to be at the level of the second sacral vertebra. **polypneic c.** Same as *panting c.* **projection c.**, any center in the cerebral cortex which gives rise to projection fibers. **proportionizing c.**, a center in the cortex, on the motor side, corresponding to the name-center. **psychocortical c.**, the center in the cerebral cortex concerned in voluntary muscular movement. It is located around the central fissure. **psychomotor c.** Same as *psychocortical c.* **pteriotic c.**, a center of ossification from which are developed the tegmen tympani and the covering of the semicircular canals. **pupillary c's**, the ciliospinal center, which dilates the pupil; also one in the corpus quadrigeminum for contracting the pupil. **rectovesical c.**, a reflex center in the cord for the rectum and bladder. **reflex c.**, any center in the brain or cord in which a sensory impression is changed into a motor impulse: the reflex centers already discovered are numerous. **reserve c.**, a nerve center which is normally unused, but which can come into action in an emergency. **respiration c.**, that which coordinates the respiratory movements. it is situated in the oblongata. **c. of rotation**, the point about which the eye revolves in fixing objects. **salivary c., salivation c.**, the center, situated in the floor of the fourth ventricle, which controls salivary secretion. **scapular c.**, a cutaneous reflex center of the cord said to be between the fifth cervical and first dorsal vertebræ **Sechenoff's c's, Setschenow's c's**, reflex inhibitory centers in the cord and oblongata. **semioval c.**, the centrum ovale. **sensory c.**, any center which receives or appreciates a sensory impulse. **smell c.**, the olfactory center. **sneezing c.**, the respiration center or a portion of it. **somatic c.**, the pituitary body. so called from the belief that it influences the growth of the whole body. **spasm-c.**, one in the oblongata, at its junction with the pons. **speech-c.**, one in the third left (or right) frontal convolution. **sphenotic c.**, a center of ossification in the sphenoid bone for the lingula. **splenial c.**, one of the ossification centers of the mandibles, forming a part of its inner plate. **splenic c.**, a splenocyte. **spoken-word c.**, a center in the third left frontal convolution. **sudorific c's, sweat-c's**, centers in the spinal cord controlling diaphoresis, with a dominant center in the oblongata. **suprasegmental c.**, one of the centers of the prosencephalon controlling the correlation of the higher functions **swallowing c.**, a center that controls the act of swallowing on the floor of the fourth ventricle. **tactile c.**, one for the sense of touch: situated in the hippocampal region. **taste-c.**, the gustatory center **thermogenic c.** 1. See *calorific c.* 2. A center for the physiologic production of heat: in the cord, with higher ones, probably in the striatum and thalamus. **thermo-inhibitory c's**, those for inhibiting the production of heat probably in the tuber cinereum and in the gray matter near the fissure of Sylvius. **thermolytic c's**, those for the dissipation of heat thought to be in the oblongata and tuber cinereum. **thermotaxic c's**, the cerebral centers which maintain a balance between the production and dissipation of heat. **thumb-c.**, a center in the cerebral cortex controlling movements of the thumbs. It is situated in the lowest part of the center for movements of the upper limb. **trophic c.**, any nerve-center which regulates or influences nutrition. **vasoconstrictor c.**, a center which controls contraction of the blood-vessels. **vasodilator c.**, one for dilating the blood-vessels: supposed to be in the oblongata, with dependent centers in the spinal cord. **vasomotor c's**, centers in the tuber cinereum, oblongata, and cord. believed to regulate the caliber of the blood-vessels, and to cause their contraction and dilatation. **vasotonic c.**, any vasomotor center: there is said to exist also a higher center in the thalami, regulating vascular tension. **vesical c., vesicospinal c.**, the micturition center or rectovesical center. **visual c's**, centers which regulate the power of vision: probably situated in the cuneus of the occipital lobes. **vomiting c.**, one in the oblongata. its stimulation causes vomiting. **Wernicke's c.**, the chief speech-center, situated in the cortex of the left temporo-occipital convolution. Called also *Wernicke's area* and *Wernicke's zone.* **winking-c.**, a reflex center in the oblongata which controls winking. **word-c., auditory**, a center in the left superior temporosphenoid convolution which controls the per-

ception of words that are heard. **word-c., visual,** one in the posterior part of the left parietal lobe: it appears to govern the perception of printed or written words. **written-word c.,** a center in the second left frontal convolution.

centesimal (sen-tes'im-al) [L. *centes'imus* hundredth]. Divided into hundredths or based upon divisions into hundredths.

centesis (sen-te'sis) [Gr. *κέντησις*]. Perforation or tapping, as by the aspirator, trocar, or needle.

centi-. A prefix indicating a hundred or a hundredth part.

centibar (sen'tib-ar). The one-hundredth part of a bar, a unit of atmospheric pressure.

centigrade (sen'tig-rād) [L. *cen'tum* hundred + *gra'dus* a step]. Having one hundred degrees or grades. See *thermometer*.

centigram (sen'tig-ram) [Fr. *centigramme*]. One-hundredth part of a gram, or 0.1543 grain (Troy).

centiliter (sen'til-e-ter) [Fr. *centilitre*]. One-hundredth part of a liter, or 0.6102 of a cubic inch.

centimeter (sen'tim-e-ter) [Fr. *centimètre*]. One-hundredth part of a meter, or 0.3937 of a lineal inch. **cubic c.,** a cube with an edge 1 centimeter long. One cubic centimeter of water is practically equivalent to 1 milliliter and is usually abbreviated to c.c.

centinem (sen'tin-em). Pirquet's term for one-one-hundredth of a nem.

centinormal (sen-tin-or'mal) [L. *cen'tum* hundred + *nor'ma* rule]. Having $\frac{1}{100}$ part of the normal or standard strength.

centipede (sen'tip-ēd). An arthropod of the order Chilopoda characterized by having one pair of legs to each body segment. The bite of some large tropical centipedes frequently produces a severe local inflammation which is often attended with vomiting, headache, and fever.

centrad (sen'trad). 1. Toward the center or a center, especially toward the center of the body. 2 A measure of the angle of deviation, being 0.57°, or one-hundredth part of a portion of the arc of a circle equal in length to the radius of the circle.

centrage (sen'trāj). The condition in which the centers of the various refracting surfaces of the eye are in the same straight line.

central (sen'tral). Situated at or pertaining to a center; not peripheral.

centraphose (sen'traf-ōz). Any aphose, or sensation of darkness, originating in the optic or visual centers.

centraxonial (sen-traks-o'ne-al). Having the axis in a median line.

centre (sen'ter). See *center*.

centric (sen'trik). Pertaining to a center; not acentric or peripheral.

centriciput (sen-tris'ip-ut) [L. *cen'trum* center + *ca'put* head]. That part of the head which is situated between the occiput and sinciput; the midhead.

centrifugal (sen-trif'u-gal) [L. *cen'trum* center + *fu'gere* to flee]. Moving away from a center; efferent or exodic.

centrifugalization (sen"trif-u-gal-iz-a'shun) [see *centrifuge*]. The process of separating the more solid portions of a liquid from the more fluid ones by centrifugal force.

centrifugation (sen"trif-u-ga'shun). Same as *centrifugalization*.

centrifuge (sen'trif-ūj) [L. *cen'trum* center + *fu'gere* to flee]. A machine for separating the more solid constituents of a fluid by rotation.

centriole (sen'tre-ōl). A supposed minute body within the centrosome.

centripetal (sen-trip'et-al) [L. *cen'trum* center + *pet'ere* to seek]. Moving toward a center; esodic or afferent.

centrocinesia (sen"tro-sin-e'se-ah) [Gr. *κέντρον* center + *κίνησις* movement]. Movement originating from central stimulation.

centrocinetic (sen"tro-sin-et'ik). Pertaining to centrocinesia; excitomotor.

centrodesmose (sen-tro-des'mōs). Centrodesmus.

centrodesmus (sen-tro-des'mus) [Gr. *κέντρον* center + *δεσμός* a band]. The matter connecting the centrosomes of a cell and forming the beginning of the central spindle.

centrolecithal (sen-tro-les'ith-al) [Gr. *κέντρον* center + *λέκιθος* yolk]. Having the yolk in the center and surrounded by a peripheral layer of egg protoplasm, as in the arthropods.

centromere (sen'tro-mēr). The neck region of the spermatozoön.

centronucleus (sen-tro-nu'kle-us). Same as *amphinucleus*

centrophose (sen'tro-fōz). Any phose, or sensation of light, originating in the visual centers

centroplasm (sen'tro-plazm). The protoplasm of the centrosphere.

centrosclerosis, centro-osteosclerosis (sen"tro-skle-ro'sis, sen"tro-os"te-o-skle-ro'sis) [*center* + *osteosclerosis*]. The filling of the marrow-cavity of a bone with osseous material.

centrosome (sen'tro-sōm) [Gr. *κέντρον* center + *σῶμα* body]. 1. A minute, deeply staining granule in the cytoplasm or in the nucleus of a cell which takes an important part in mitosis, being regarded as the center of activity for that process. 2. Same as *centrosphere*. **pleuricorpuscular c.,** a centrosome divided into several parts.

centrosphere (sen'tro-sfēr) [Gr. *κέντρον* center + *σφαῖρα* sphere]. A hyaline mass of material forming the central mass of the aster from which the rays proceed, and containing the centrosome, called also *attraction sphere, astrosphere,* and *hyaloplasm sphere*. See *mitosis*.

centrostaltic (sen-tro-stal'tik) [Gr. *κέντρον* center + *στέλλειν* to send]. Pertaining to a center of motion.

centrotherapy (sen-tro-ther'ap-e). Externally applied treatment designed to act upon the nerve-centers.

centrum (sen'trum), pl. *cen'tra* [L.; Gr. *κέντρον*]. 1. Any anatomic or other center. 2. The body of a vertebra. **c. commu'ne,** common center; the solar plexus **c. media'num,** a cluster of cells in the nucleus medialis of the thalamus. **c. ova'le,** the mass of white matter seen on removing the upper portion of the cerebrum at the level of the corpus callosum (*c. ova'le ma'jus*), or half an inch above that level (*c. ova'le mi'nus*). **c. semiova'le** [B N A]. Same as *c. ovale*. **c. tendine'um [diaphrag'matis]** [B N A], the central tendon of the diaphragm.

Cenu'rus cerebra'lis. A cestode parasite which is found in the brains of sheep.

ceolat (se'o-lat). A cerium salt of fatty acids: used in the treatment of wounds.

cephaëlin (sef-a'el-in). An alkaloid, $C_{14}H_{19}NO_2$, one of the active principles of ipecac. It is said to be nearly twice as powerful as emetin.

Cephaëlis (sef-a-e'lis). A genus of plants. See *ipecac*.

cephalad (sef'al-ad) [Gr. *κεφαλή* head]. Toward the head.

cephalagra (sef-al-ag'rah) [Gr. *κεφαλή* head + *ἄγρα* seizure]. Severe gouty pain in the head.

cephalalgia (sef-al-al'je-ah) [Gr. *κεφαλή* head + *ἄλγος* pain]. Pain in the head; headache. **pharyngotympanic c.,** Legal's disease. See under *disease*.

cephalanthin (sef-al-an'thin). A poisonous glucosid from *Cephalan'thus*.

Cephalanthus occidentalis (sef-al-an'thus) [Gr. κεφαλή head + ἄνθος flower]. A rubiaceous shrub, locally a tree, of North America: the root-bark is a laxative tonic: known as *button-bush*.

cephaldol (sef-al'dol). A proprietary antipyretic and analgesic; a bitter powder made of phenetidin, citric and salicylic acids, and quinin, neutralized with sodium carbonate.

cephalea (sef-al-e'ah). Cephalalgia. **c. agita'ta, c. atton'ita,** severe headache in the early stages of infectious diseases.

cephaledema, cephalœdema (sef"al-e-de'mah) [Gr. κεφαλή head + οἴδημα swelling]. Edema of the head.

cephalematocele (sef"al-e-mat'o-sēl) [Gr. κεφαλή head + αἷμα blood + κήλη tumor]. A bloody tumor under the pericranium, communicating with one or more sinuses of the dura through the cranial bones. **Stromeyer's c.,** a subperiosteal cephalematocele which communicates with veins and becomes filled with blood during strong expiratory efforts.

cephalematoma (sef"al-em-at-o'mah) [Gr κεφαλή head + *hematoma*] 1 A tumor or swelling filled with blood beneath the pericranium. 2. Caput succedaneum.

cephalemia (sef-al-e'me-ah). Congestion of the brain or of the head.

cephalhematocele. See *cephalematocele.*

cephalhematoma (sef"al-he-mat-o'mah). See *cephalematoma.*

cephalhydrocele (sef-al-hi'dro-sēl) [Gr. κεφαλή head + *hydrocele*]. A serous or watery accumulation outside of the cranium.

cephalic (sef-al'ik) [L. *cephal'icus;* Gr. κεφαλικός]. 1. Pertaining to the head, or directed toward the head end of the body. 2. A medicine for the head.

cephalin (sef'al-in) [Gr κεφαλή head]. 1. A mon-amino-monophosphatid derived from brain substance. It has a hematostatic action by accelerating the clotting of blood 2. A proprietary headache remedy of coffee and antipyrin, each, 2 parts; sodium salicylate and caffein, each, 1 parts.

cephalitis (sef-al-i'tis). Same as *encephalitis.*

cephalocathartic (sef"al-o-kath-ar'tik)[Gr. κεφαλή head + καθαρτικός purgative]. Cleansing or clearing the head.

cephalocaudal (sef"al-o-kaw'dal) [Gr. κεφαλή head + L. *cau'da* tail]. Cephalocercal.

cephalocele (sef-al'o-sēl) [Gr. κεφαλή head + κήλη hernia]. A protrusion of a part of the cranial contents.

cephalocentesis (sef"al-o-sen-te'sis) [Gr. κεφαλή head + κέντησις puncture] The surgical puncture of the head.

cephalocercal (sef"al-o-ser'kal) [Gr. κεφαλή head + κέρκος tail]. Pertaining to the long axis of the body.

cephalochord (sef'al-o-kord) [Gr. κεφαλή head + χορδή cord]. The intracranial portion of the embryonic chorda dorsalis.

cephalocyst (sef'al-o-sist). A cestode worm.

cephalodymia (sef"al-o-dim'e-ah). The condition of a cephalodymus.

cephalodymus (sef-al-od'im-us) [Gr. κεφαλή head + δύμεναι to mingle]. A twin monstrosity with a single or united head.

cephalodynia (sef"al-o-din'e-ah) [Gr. κεφαλή head + ὀδύνη pain]. Pain in the head; headache.

cephalogaster (sef"al-o-gas'ter) [Gr κεφαλή head + γαστήρ belly] The anterior portion of the enteric canal of the embryo.

cephalogenesis (sef"al-o-jen'es-is) [Gr. κεφαλή head + -γεν to produce]. The development of the head in the embryo.

cephalogyric (sef"al-o-ji'rik) [Gr. κεφαλή head + γῦρος a turn]. Causing turning of the head.

cephalohematocele (sef"al-o-hem-at'o-sēl). Cephalematocele.

cephalohemometer (sef"al-o-he-mom'et-er) [Gr. κεφαλή head + αἷμα blood + μέτρον measure]. An instrument for ascertaining changes in the intracranial blood-pressure.

cephaloma (sef-al-o'mah). An encephaloid or soft cancer.

cephalomelus (sef-al-om'el-us) [Gr. κεφαλή head + μέλος limb]. A fetal monster with an accessory limb growing from the head.

cephalomenia (sef"al-o-me'ne-ah) [Gr. κεφαλή head + μήν month]. Metastasis of the menses to the head, as in a nasal discharge at the menstrual period.

cephalomeningitis (sef"al-o-men-in-ji'tis) [Gr. κεφαλή head + *meningitis*]. Inflammation of the membranes of the brain.

cephalometer (sef-al-om'et-er) [Gr. κεφαλή head + μέτρον measure] 1 An instrument for measuring the head in craniometry. 2. An instrument for measuring the fetal head at birth.

cephalometry (sef-al-om'et-re). Measurement made on the head.

cephalomotor (sef-al-o-mo'tor) [Gr. κεφαλή head + L *mo'tus* motion] Moving the head, pertaining to motions of the head.

Cephalomyia (sef"al o-mi'yah) Same as *Œstrus.*

cephalone (sef'al-on). A large-headed idiot.

cephalont (sef'al-ont) [Gr. κεφαλή head + ὄντος being] That stage of a developing gregarine protozoon in which it is attached to the epithelial host cell. Cf. *sporont.*

cephalopagus (sef-al-op'a-gus). Same as *craniopagus*

cephalopathy (sef-al-op'ath-e) [Gr κεφαλή head + πάθος disease] Any disease of the head.

cephalopharyngeus (sef"al-o-fa-rin'je-us). See *muscles, table of.*

cephalopin (sef'al-o-pin) An oily substance extracted from brain tissue.

cephaloplegia (sef"al-o-ple'je-ah) [Gr. κεφαλή head + πλήγη stroke] Paralysis of the muscles about the head and face.

cephalorachidian (sef"al-o-ra-kid'e-an). Pertaining to the head and the spinal column.

cephalostyle (sef'al-o-stīl). The cranial end of the notochord.

cephalothoracic (sef"al-o-tho-ras'ik). Pertaining to the head and thorax.

cephalothoracopagus (sef"al-o-tho-rak-op'ag-us). A double monster consisting of two fetuses joined by the head and thorax.

cephalotome (sef'al-o-tōm). An instrument for cutting the fetal head.

cephalotomy (sef-al-ot'o-me) [Gr. κεφαλή head + τέμνειν to cut]. 1. The cutting up of the fetal head to facilitate delivery. 2. Dissection of the fetal head.

cephalotractor (sef"al-o-trak'tor) [Gr. κεφαλή head + *tractor*]. An obstetric forceps.

cephalotribe (sef'al-o-trib) [Gr. κεφαλή head + τρίβειν to crush]. An instrument for use in cephalotripsy.

cephalotripsy (sef'al-o-trip-se) [Gr. κεφαλή head + τρῖψις a rubbing]. The crushing of the fetal head in order to facilitate delivery.

cephalotrypesis (sef"al-o-tri-pe'sis) [Gr. κεφαλή head + τρύπησις a boring]. The trephination of the cranium.

ceptor (sep'tor). 1. See *Ehrlich's side-chain theory,* under *theory.* 2. Any one of the nervous apparatus for, or organs which, receive external stimuli or impressions and transfer them to the nerve-centers. Cf. *beneceptor* and *nociceptor.* **chemical c.,** a ceptor which transforms proper stimuli into chemical reactions in the body. **contact c.,** a

ceptor which receives stimuli of direct physical contact. **distance c.**, the nervous apparatus through which an individual perceives or is affected by his distant environment. **effector c.**, a ceptor in the brain which receives impulses of special actions and becomes so trained for them that subsequent similar impulses are much facilitated. **nerve c.** Same as *ceptor*, 2d def.

cera (se'rah) [L. for "wax"]. Wax. **c. al'ba** (U. S. P.), white, or bleached, beeswax. **c. fla'va** (U. S. P.), yellow, or unbleached, beeswax.

ceraceous (se-ra'shus) [L. *ce'ra* wax]. Wax-like in appearance.

ceral (sē'ral) [L. *ce'ra* wax]. Pasta cerata, a proprietary vehicle for the external application of medicines: it contains wax, potash, and water

ceramic dentistry (se-ram'ik) [Gr. κέραμος potters' clay]. See under *dentistry*.

ceramics, dental (se-ram'iks) The art of employing porcelain and similar materials in dental work.

ceramodontia (se-ram-o-don'she-ah) [*ceramics* + Gr. ὀδοῦς tooth]. Ceramic dentistry or dental ceramics

ceramuria (ser-am-u're-ah) [Gr. κέραμος potters' clay + οὖρον urine]. Phosphaturia.

cerasein (se-ra'se-in). A diuretic, sedative, and antipyretic resin from the bark of *Cer'asus* (now *Prun'us*) *virginia'na*, or wild cherry. Dose, 5–10 gr. (0.324–0.65 gm.).

cerasin (ser'as-in). 1. A substance from the gum of cherry, plum, and other trees said to be a carbohydrate charged with a lime-salt. 2. A compound, $C_{70}H_{138}N_2O_{12}$, formed by treating brain tissue with barium hydroxid. 3. A red azo dye, $C_{10}H_7.N:N.C_{10}H_4(SO_2ONa)_2OH$: used as a cytoplasmic stain.

cerasinose (se-ras'in-ōs). A carbohydrate from cherry-gum.

cerasus (ser'as-us). Latin for *cherry* or *cherry tree*. See *Prunus*.

cerate (se'rāt) [L *cera'tum*, from *ce'ra* wax]. A medicinal preparation for external application, made with a basis of fat or wax, or both. A cerate is softer than a plaster, and can be spread on the skin without melting. The cerates of the U. S. P. are cantharides cerate, rosin cerate, and simple cerate. **blistering c.** See *cantharides c.* **camphor c.** (*cera'tum cam'phoræ*, U. S. P.), simple cerate, 85 parts, camphor liniment, 3 parts, olive oil, 12 parts used in skin diseases. **cantharides c.** (U. S. P.), a preparation of cantharides, 350 gm; glacial acetic acid, 25 c.c.; oil of turpentine, 150 c.c.; yellow wax, 175 gm.; rosin, 175 gm.; benzoinated lard, 200 gm. **Goulard's c.**, cerate of lead subacetate (*cera'tum plum'bi subaceta'tis*, U. S. P.). **Hufeland's c.**, simple cerate, 30 parts; lycopodium and zinc oxid, each, 2 parts for sore nipples. **rosin c.** (U. S. P.), rosin, 350 gm.; yellow wax, 150 gm., lard, 500 gm. **simple c.**, a mixture of 8 parts of lard and 4 parts of white wax, melted together. **spermaceti c.**, a mixture of spermaceti, white wax, and olive oil. **Turner's c.**, a salve containing wax, oil, and calamin.

ceratectomy (ser-at-ek'to-me). Same as *keratectomy*.

ceratiasis (ser-at-i'as-is). Same as *keratiasis*.

ceratin (ser'ah-tin). Same as *keratin*.

ceratine (ser'at-ēn). A proprietary ointment for skin diseases.

ceratitis (ser-at-i'tis). Same as *keratitis*.

cerato-. For words beginning thus, see those beginning *kerato-*.

ceratocele (ser'at-o-sēl). Same as *keratocele*.

ceratocricoid (ser"at-o-kri'koid). The posterior cricothyroid muscle.

ceratoglossus (ser"at-o-glos'us). See *muscles, table of*.

ceratohyal (ser"at-o-hi'al). Pertaining to a cornu of the hyoid bone.

ceratonosus (ser-at-on'o-sus) [Gr. κέρας cornea + νόσος disease]. Any disease of the cornea.

Ceratophyllus (ser-at-of'il-us). A genus of fleas of the order Siphonaptera. **C. acu'tus** is the squirrel flea. **C. fascia'tus**, the rat-flea, which is believed to transmit plague and also *Trypanosoma lewisi* from rat to rat. It serves as the intermediate host of the tapeworm *Hymenolepis diminuta*. **C. galli'næ**, a species which attacks chickens and man. **c. punjaben'sis**, a rat flea of India. **C. silantiew'i**, a flea which infests the Manchurian marmot and transmits plague.

ceratoplasty (ser'at-o-plas-te). Same as *keratoplasty*.

ceratotomy (ser-at-ot'o-me). See *keratotomy*.

ceratum (se-ra'tum). Latin and U. S. P. name for *cerate* See *cerate*.

cerberin (ser'be-rin). A poisonous alkaloid, $C_{27}H_{40}O_8$, from *Cer'bera odal'lam*, a tree of Asia.

cercaria (ser-ka're-ah), pl. *cerca'riæ* [Gr. κέρκος tail]. One of the larval stages of trematode worms, consisting of a body and tail.

cerclage (sār-klazh') [Fr. an encircling]. Binding together of the ends of a fractured bone by a metal ring or wire loop.

cercocystis (ser-ko-sis'tis). A form of larval tapeworm resembling cysticercus, but provided with a caudal appendage.

cercomonad (ser-kom'o-nad). Any monad or protozoön of the genus *Cercom'onas*.

Cercomonas (ser-kom'o-nas) [Gr. κέρκος tail + μονάς monad]. A genus of flagellate protozoa found in the stools of man and other animals. **C. hom'inis**, the name formerly given to the organisms now known as *Trichomonas hominis* and *Chilomastix mesnili*. **C. intestinal'is.** See *Giardia intestinalis*. **C. longicau'da**, a species found in human feces, probably coprozoic.

cercomoniasis (ser-ko-mo-ni'as-is). Infestation with *Cercomonas*.

Cercosphæ'ra addiso'ni. Same as *Microsporon audouini*

Cercosporal'la vex'ans. A mold that has been known to cause skin eruptions.

cercus (ser'kus), pl. *cer'ci* [Gr. κέρκος tail]. A bristle-like structure.

cereal (se're-al) [L. *cerea'lis*]. 1. Pertaining to edible grain. 2. Any graminaceous plant bearing an edible seed; also the seed or grain of such a plant.

cerealin (se-re'al-in). A ferment contained in brain extract and capable of converting starch into glucose.

cerealose (se're-al-ōs). A substance containing maltose and glucose, obtained by the action of enzymes on grains.

cerebellar (ser-e-bel'ar). Pertaining to the cerebellum.

cerebellifugal (ser"e-bel-if'u-gal). Tending or proceeding from the cerebellum.

cerebellipetal (ser"e-bel-ip'et-al) [*cerebellum* + L. *pet'ere* to seek]. Tending or moving toward the cerebellum.

cerebellitis (ser"e-bel-i'tis). Inflammation of the cerebellum.

cerebellofugal (ser-e-bel-of'u-gal). Cerebellifugal.

cerebello-olivary (ser"e-bel-o-ol'iv-a-re). Connecting the cerebellum and olivary body.

cerebellopontile (ser"e-bel-o-pon'til). Pertaining to the cerebellum and the pons varolii.

cerebellopontine (ser-e-bel-o-pon'tīn). Cerebellopontile.

cerebellorubral (ser"e-bel-o-ru'bral). Pertaining to the cerebellum and the red nucleus.

cerebellorubrospinal (ser"e-bel-o-ru-bro-spi'nal). Pertaining to the cerebellum, the red nucleus, and the spine.

cerebellospinal (ser"e-bel-o-spi'nal). Pertaining to the cerebellum and spinal cord.

cerebellum (ser-e-bel'um) [L. dim. of *cer'ebrum* brain] That division of the brain behind the cerebrum and above the pons and fourth ventricle. It consists of a median lobe and two lateral lobes, connected with the other portions of the brain by three pairs of peduncles, the superior connecting it with the cerebrum, the middle with the pons, and the inferior with the medulla. The cerebellum is concerned in the coordination of movements.

cerebral (ser'e-bral). Pertaining to the cerebrum.

cerebralgia (ser-e-bral'je-ah) [*cerebrum* + Gr ἄλγος pain]. Headache.

cerebrasthenia (ser"e-bras-the'ne-ah, ser"e-bras-the-ni'ah) [*cerebrum* + *asthenia*]. Debility, mental or other, associated with brain lesions.

cerebration (ser-e-bra'shun) [L. *cerebra'tio*]. Functional activity of the cerebrum. **unconscious c.**, mental action of which the subject has no consciousness.

cerebriform (ser-eb'rif-orm) [L. *cer'ebrum* brain + *for'ma* form]. Resembling the brain or brain substance.

cerebrifugal (ser-e-brif'u-gal) [L. *cer'ebrum* brain + *fu'gere* to flee] Conveying impulses away from the brain, centrifugal or exodic.

cerebrin (ser'e-brin). 1. A colorless, fatty principle, $C_{17}H_{33}NO_3$, from brain tissue; also any one of a group of such principles found in nerve tissue, yolk of egg, spleen, etc. 2 A remedy prepared from brain substance. **alpha-c.** See *cerebrinin*.

cerebrinin (ser-eb'rin-in). A fluidextract of the brain of the calf, for therapeutic use.

cerebripetal (ser-e-brip'et-al) [L. *cer'ebrum* brain + *pet'ere* to seek]. Conducting or proceeding toward the cerebrum; afferent or centripetal.

cerebritis (ser-e-bri'tis). Inflammation of the cerebrum. **saturnine c.**, brain inflammation due to lead-poisoning.

cerebrocardiac (ser"e-bro-kar'de-ak) [L. *cer'ebrum* + *car'dia* heart]. Pertaining to the brain and heart.

cerebrogalactose (ser"e-bro-gal-ak'tōs). Cerebrose.

cerebrogalactosid (ser"e-bro-gal-ak'to-sid). Same as *cerebrosid*.

cerebrohyphoid (ser"e-bro-hi'foid) [*cerebrum* + Gr. ὑφή tissue + εἶδος form]. Resembling brain tissue.

cerebroid (ser'e-broid). Resembling the brain substance.

cerebrol (ser'eb-rol). An oily substance from the brain.

cerebrolein (ser-e-bro'le-in). An olein obtainable from the brain.

cerebrology (ser-e-brol'o-je) [L. *cer'ebrum* brain + Gr. λόγος word]. The sum of knowledge regarding the brain.

cerebroma (ser-e-bro'mah). Any abnormal mass of brain substance outside the cranium.

cerebromalacia (ser"e-bro-mal-a'se-ah) [L. *cer'ebrum* brain + Gr. μαλακός soft]. Abnormal softness of the brain.

cerebromedullary (ser"e-bro-med'u-la-re). Cerebrospinal.

cerebromeningeal (ser"e-bro-me-nin'je-al). Pertaining to the brain and its membranes.

cerebromeningitis (ser"e-bro-men-in-ji'tis). Inflammation of the brain and its membranes.

cerebrometer (ser-e-brom'e-ter). An instrument for registering the pulsatory movements of the brain.

cerebron (ser'eb-ron). A crystalline cerebrosid from brain tissue; probably a mixture of phrenosin and kerasin.

cerebronic acid (ser-e-bron'ik). See under *acid*.

cerebro-ocular (ser"e-bro-ok'u-lar). Pertaining to the brain and the eye.

cerebropath'ia psy'chica toxe'mica. Korsakoff's psychosis.

cerebropathy (ser-e-brop'ath-e) [L. *cer'ebrum* brain + Gr. πάθος disease]. Any disorder of the brain, especially one due to overwork.

cerebrophysiology (ser"e-bro"fiz-e-ol'o-je). The physiology of the cerebrum.

cerebropontile (ser"e-bro-pon'til). Pertaining to the cerebrum and pons.

cerebropsychosis (ser"e-bro-si-ko'sis) [L. *cer'ebrum* brain + Gr. ψύχωσις life]. Any mental disorder due to disease of the psychic centers.

cerebrorachidian (ser"e-bro-ra-kid'e-an). Cerebrospinal.

cerebrosclerosis (ser"e-bro-skle-ro'sis) [*cerebrum* + *sclerosis*]. Morbid hardening of the substance of the cerebrum.

cerebroscope (ser-e'bro-skōp). An ophthalmoscope for diagnosing brain disease.

cerebroscopy (ser-e-bros'ko-pe) [L. *cer'ebrum* brain + Gr σκοπεῖν to inspect]. 1. The diagnostic examination of the brain, often performed by examining the eye with an ophthalmoscope. 2. Postmortem examination of the brain.

cerebrose (ser'e-brōs). Brain-sugar, $C_6H_{12}O_6$; a principle derivable from the brain substance, and sometimes found in diabetic sugar: called also *cerebrogalactose*.

cerebrosid, cerebroside (ser'e-bro-sid). Any one of a class of phosporus-free lipoid compounds, existing in the brain and nervous tissue. They are compounds of a sugar group with a fat-like complex, and are, therefore, also called *glycolipins*. Cerasin and phrenosin are typical members of this class.

cerebrosis (ser-e-bro'sis). Any disease of the cerebrum.

cerebrospinal (ser"e-bro-spi'nal). Pertaining to the brain and spinal cord.

cerebrospinant (ser"e-bro-spi'nant). Any medicine or agent that affects the brain and spinal cord.

cerebrospinase (ser"e-bro-spī'nās). An oxidizing ferment occurring in the cerebrospinal fluid.

cerebrosuria (ser"e-bro-su're-ah) [*cerebrose* + Gr οὖρον urine] The occurrence of cerebrose in the urine; cerebral diabetes.

cerebrotomy (ser-e-brot'o-me) [*cerebrum* + Gr. τέμνειν to cut]. The anatomy or dissection of the brain

cerebrum (ser'e-brum or ker'e-brum) [L.]. The main portion of the brain, occupying the upper part of the cranium, and consisting of two equal portions, called hemispheres, which are united at the bottom by a mass of white matter, called the corpus callosum. **c. abdomina'le,** the celiac plexus. **c. exsicca'tum,** the gray substance of the brain of calves, freed from fats, dried, and pulverized: used therapeutically in brain and nervous diseases. Daily dose, 30–60 gr. (2–4 gm.).

cerecloth (sēr'kloth). Cloth impregnated with wax and made antiseptic· used in dressings.

cereo (se're-o). A proprietary agent for predigesting starchy foods.

cereoli (se-re'o-li) [L. "wax tapers"]. Medicated bougies.

ceresin (ser'e-sin) [L. *ce'ra* wax]. A mineral wax from ozocerite: used as a substitute for beeswax. Called also *ozokerite* and *earth wax*.

Cereus (se're-us) [L. "waxen"]. A genus of cactaceous plants. **C. grandiflo'rus.** See *Cactus grandiflorus*. **C. pec'ten** contains *pectenin*.

cerevisia (ser-e-viz'e-ah) [L.]. Beer, ale, porter, or other brewed malt liquor.

cerevisiæ fermentum (ser-e-viz'i-e fer-men'tum) [L.]. Brewers's yeast **c. fermen'tum compres'sum,** compressed yeast.

cerevisin (ser-e-vis'in). Dried brewer's yeast, used internally in furunculosis and externally in vaginitis.

ceridin (ser'id-in). A proprietary preparation said to be the active principle of yeast. It is aperient and is used internally in acne. Dose, 1½ gr. (0.1 gm.) twice a day.

cerin (se'rin). Same as *cerotic acid.*

cerium (se're-um) [L.]. A metallic element: symbol, Ce; atomic weight, 140 25. **c. oxalate** (*ce'rii ox'alas*) is a white, insoluble powder, a mixture of the oxalates of cerium, didymium, lanthanum, and other elements· sedative, tonic, and nervine; used in gastric irritability, vomiting of pregnancy, and reflex cough. Dose, 1–5 gr. (0.066–0 333 gm.). The *nitrate* has similar qualities and is given in the same doses.

cerolin (se'ro-lin). A proprietary preparation from yeast· used as a purgative, and also in acne, furunculosis, and other skin diseases, and in gynecology in the form of bougies and vaginal suppositories in leukorrhea, pruritus, etc. Dose, 1½–5 gr. (0.1–0.3 gm), three times a day.

cerolipoid (se-ro-li'poid). A waxy substance existing in plants.

cerolysin (se-rol'is-in) [L. *ce'ra* wax + *lysin*]. A lysin which decomposes wax

ceroma (se-ro'mah) [Gr *κήρωμα* waxy mass]. A tumor of tissue which has undergone a waxy degeneration.

ceromel (se'ro-mel) [L *ce'ra* wax + *mel* honey]. A mixture of wax and honey sometimes used as a cerate and wound dressing.

ceroplasty (se'ro-plas-te) [Gr. *κηρός* wax + *πλάσσειν* to mold]. The making of anatomic models in wax

cerotic acid (se-rot'ik). See *acid.*

certifiable (ser'tif-i-ab-l). Capable of being certified. said of infectious diseases, cases of which must by law be reported to the health officers

cerumen (se-ru'men) [L]. The wax-like secretion found within the external meatus of the ear; ear-wax **inspissated c.,** dried ear-wax in the external canal of the ear.

ceruminal, ceruminous (se-ru'min-al, se-ru'min-us) Of or pertaining to the cerumen.

ceruminosis (se-ru"min-o'sis). Excessive or disordered secretion of cerumen.

ceruse (se'rūs) [L. *cerus'sa*]. The basic carbonate of lead, white lead.

cervanthropy (ser-van'thro-pe) [L. *cer'vus* deer + Gr. *ἄνθρωπος* man]. Insanity in which the patient thinks he has been turned into a deer.

cervical (ser'vik-al) [L. *cervica'lis,* from *cer'vix* neck] Pertaining to the neck or to any cervix.

cervicalis ascendens (ser-vik-a'lis). See *muscles, table of.*

cervicectomy (ser-vis-ek'to-me) [*cervix* + Gr. *ἐκτομή* excision]. Excision of the cervix uteri.

cerviciplex (ser-vis'ip-leks). The cervical plexus of nerves.

cervicitis (ser-vis-i'tis). Inflammation of the cervix uteri; trachelitis.

cervico-axillary (ser"vik-o-aks'el-a-re). Pertaining to the neck and axilla.

cervicobrachial (ser"vik-o-bra'ke-al). Pertaining to the neck and the arm.

cervicobuccal (ser"vik-o-buk'al). Noting the buccal surface of the neck of a molar tooth.

cervicodorsal (ser"vik-o-dor'sal). Pertaining to the neck and the back.

cervicodynia (ser"vik-o-din'e-ah) [L. *cer'vix* neck + Gr. *ὀδύνη* pain]. Pain in the neck.

cervicofacial (ser"vik-o-fa'she-al). Pertaining to the neck and face.

cervicolabial (ser"vik-o-la'be-al). Noting the labial surface of the neck of a canine or incisor tooth.

cervicolingual (ser"vik-o-ling'wal). Pertaining to the lingual surface of the neck of a tooth.

cervicolumbar phenomenon (ser"vik-o-lum'-bar). See under *phenomenon.*

cervico-occipital (ser"vik-o-ok-sip'et-al). Pertaining to the neck and occiput.

cervicoscapular (ser"vik-o-skap'u-lar). Pertaining to the neck and the scapula.

cervicothoracic (ser"vik-o-tho-ras'ik). Pertaining to the neck and the thorax.

cervicovesical (ser"vik-o-ves'ik-al). Pertaining to the cervix uteri and bladder

cervimeter (ser-vim'et-er) [*cervix* + Gr. *μέτρον* measure]. An apparatus for measuring the cervix uteri.

cervix (ser'viks) [L]. The neck or any neck-like part. The cervix of a tooth is the portion of the tooth grasped by the gum between the crown and root. **c. of axon,** the constricted part of an axon before the myelin sheath is added to the axis-cylinder. **c. colum'næ posterio'ris** [B N A]. Same as *c. cornu.* **c. cor'nu,** the constricted part of the dorsal horn of gray matter in the spinal cord. **tapiroid c.,** a uterine cervix with a peculiarly elongated anterior lip **c. u'teri,** the lower and narrow end of the uterus, between the os and the body of the organ. **c. vesi'cæ,** the neck of the urinary bladder.

Cervus brasiliensis (ser'vus bra-zil-e-en'sis) [L.]. A Brazilian deer its skin and hair afford a homeopathic remedy.

ceryl (se'ril). A univalent hydrocarbon radicle of the fatty series, having the formula $C_{27}H_{55}$.

cesarean section (se-za're-an) [L. *sec'tio cæsa'rea;* named from Julius *Cæsar,* who is said to have been thus born]. Delivery of the fetus by an incision through the abdominal and uterine walls.

cesareanized (se-za're-an-izd). Having been subjected to cesarean section.

cesarotomy (se-zar-ot'o-me). The cesarean section.

cesium (se'ze-um) [L. *cæ'sium,* from *cæ'sius* blue]. A rare univalent metallic element with an alkaline oxid; atomic weight, 132.81; symbol, Cs. Some of its salts and binary compounds are used like those of potassium. **c. bitartrate,** a salt, $Cs_2C_4H_4O_6$, in colorless, soluble, prismatic crystals: recommended for nervous heart palpitation. Dose, 2–5 gr. (0.13–0.3 gm.). **c. bromid,** a white, soluble, granular powder, CsBr: used in nervous heart palpitation. Dose, 2–5 gr. (0.13–0.3 gm.). **c. carbonate,** a white, granular, hygroscopic salt, Cs_2CO_3 used as a nervine. **c. hydroxid,** a grayish, hygroscopic substance, CsOH antiepileptic and nervine. **c. sulphate,** a colorless, soluble salt, Cs_2SO_4, in stable prisms: antiepileptic.

cesspool (ses'pool). A pit into which household sewage or other liquid waste is discharged.

Cestan-Chenais syndrome (ses-tan-shen-āz'). See *syndrome.*

Cestoda (ses-to'dah). An order of Platyhelminthes which includes the tapeworms which have a head or scolex and segments or proglottides. There are five families Trypanorhynchidæ or Tetrarhynchidæ, Tetraphyllidæ, Diphyllidæ, Pseudophyllidæ or Bothriocephalidæ, and Cyclophyllidæ or Tenidæ.

Cestodaria (ses-to-da're-ah). An order of Platyhelminthes which includes the forms made up of a single segment. There are two families: Caryophyllidæ, found in fish, and Ligulidæ, found in fish and in birds.

cestode, cestoid (ses'tōd, ses'toid) [Gr. *κεστός* girdle + *εἶδος* form]. 1. Resembling a tapeworm. 2. Any tapeworm or platyhelmian of the group to which the tapeworms belong.

cestus (ses'tus) [L. " a belt "]. A fold of the metatela surrounding the dorsal portion of the brain-tube.

cetaceum (se-ta'se-um). See *spermaceti.*

Ceterach (set'er-ak) [Arabic]. A genus of ferns. *C. officina'rum* was formerly much used as a mucilaginous astringent.

cethal (se'thal). A mixture of cinnamyl methyl with 10 per cent. thymol: used as an inhalant in lung diseases.

cetiacol (se-ti'ak-ol). See *palmiacol.*

cetosan (se'to-san). A mixture of the higher alcohols of spermaceti with soft paraffin: used as an ointment-base.

Cetraria (se-tra're-ah). 1. A genus of lichens. 2. The official name of *C. islan'dica*, the so-called Iceland moss. It is nutritious and useful in lung and bowel affections. Dose of decoction (*decoc'tum cetra'riæ*), 2–4 fl.oz. (60–120 c.c.).

cetrarin (se-tra'rin). A bitter, crystallizable principle, $C_{30}H_{30}O_{11}$, from *Cetra'ria islan'dica*, or Iceland moss. It stimulates peristalsis and the secretions of the digestive tract. Dose, 1½–3 gr. (0.099–0.2 gm.).

cetyl (se'til). A univalent alcohol radicle, $C_{16}H_{33}$.

cetylid (set'il-id). A compound formed by boiling cerebrin with water.

cevadilla (sev-ad-il'ah). Same as *sabadilla.*

cevadillin (sev-ad-il'in). An uncrystallizable alkaloid, $C_{34}H_{63}O_8N$, from sabadilla.

cevadin (sev'ad-in). A crystalline alkaloid, $C_{32}H_{49}NO_9$, from sabadilla.

cevin (sev'in). A crystalline alkaloid, $C_{22}H_{43}NO_8 \cdot 3\frac{1}{2}H_2O$, from various species of *veratum.*

Ceylancyclostoma (se-lan-si-klos'to-mah). Ankylostoma ceylanicum.

Ceylon moss (se'lon). A seaweed, *Gracila'ria lichenoi'des:* one of the sources of agar.

ceyssatite (sēs'ah-tīt) [*Ceyssat*, a village of France]. A white earth from France useful as an absorbent powder in eczema and hyperidrosis, and in preparing ointments and medicated pastes.

C. F. Abbreviation for *carbol fuchsin.*

Cg. Abbreviation for *centigram.*

Cgm. Abbreviation for *centigram.*

C. G. S. An abbreviation for *centimeter gram-second* system, that system of measurement in which the unit of length is the centimeter, that of weight, the gram, that of time, the second.

C_H. The symbol for hydrogen-ion concentration.

$(CH_2)_2$. Ethylene.

CH_4. Methane.

C_2H_2. Acetylene.

C_6H_6. Benzene.

Chabert's disease (shab-ārz') [Philebert *Chabert*, French veterinarian, 1737–1814]. Symptomatic anthrax.

Chad'dock's sign [Charles Gilbert *Chaddock*, St. Louis neurologist]. See under *sign.*

Chadwick's sign (tshad'wiks) [James Read *Chadwick*, American gynecologist, 1844–1905]. Jacquemier's sign. See under *sign.*

Chagas's disease (tshag'as) [Carlos *Chagas*, physician in Brazil]. See under *disease.*

Chagasia (tshag-as'e-ah) [Carlos *Chagas*]. A genus of South American anopheline mosquitoes.

Chagres fever (chag'res). See under *fever.*

Chailletia (ka-il-e'she-ah). A genus of trees and shrubs, nearly all tropical. *C. toxica'ria*, of West Africa, bears poisonous fruit and seeds.

chain (tshān). In chemistry, a method of linking together the atoms of a compound. **closed c.,** several atoms linked together so as to form a ring. Such compounds are derived from benzol, C_6H_6, and are known as *aromatic, cyclic, carbocyclic,* or *coal-tar* compounds. **open c.,** several atoms united to form an open chain. Compounds of this series are related to methane and are also called *fatty, aliphatic, acyclic,* or *paraffin* compounds. **side-c. theory.** See under *theory.* **sympathetic c.,** the sympathetic trunk. See *trunk.*

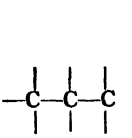
Open chain.

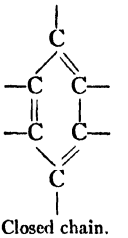
Closed chain.

chairamidin (tshi-ram'id-in). An alkaloid, $C_{22}H_{26}N_2O_4$, from cinchona and isomeric with chairamin.

chairamin (tshi-ram'in). An alkaloid, $C_{22}H_{26}N_2O_4$, from cuseo bark.

chalamydospore (kal-am'id-o-spōr). See *spore.*

Chalara (kal-ar'ah). A genus of fungi which produce the infection chalarosis

chalarosis (kal-ar-o'sis) The state of being infected by the fungus *Chalara.* It is attended by the development of nodules beneath the skin which degenerate into ulcers.

chalastodermia (kal-as-to-der'me-ah). Chalazodermia.

chalaza (kal-a'zah) [Gr. for "hail"] A spiral band of albumin joining either end of the yolk of a bird's egg to the shell.

chalazion (ka-la'ze-on) [Gr. "hailstone"]. A small tumor of the eyelid, formed by the distention of a meibomian gland with secretion.

chalazodermia (kal-az-o-der'me-ah) [Gr *χάλαζα* hailstone + *δέρμα* skin]. Same as *dermatolysis.*

chalcitis (kal-si'tis). Same as *chalkitis.*

chalcosis (kal-ko'sis) [Gr *χαλκός* copper]. The presence of copper deposits in the tissues.

chalice-cell (kal'is-). See *cell*

chalicosis (kal-ik-o'sis) [Gr. *χάλιξ* gravel]. A disorder of the lungs or bronchioles (chiefly among stonecutters), due to the inhalation of fine particles of stones; a form of pneumoconiosis.

chalinoplasty (kal'in-o-plas-te) [Gr. *χαλινός* bridle, also a corner of the mouth + *πλάσσειν* to mold]. Plastic surgery of the angle of the mouth.

chalk (chawk) [L. *calx* or *cre'ta*]. Amorphous calcium carbonate; a white, lusterless, insoluble earth: slightly alkaline. See *creta.* **French c.,** magnesium silicate. **prepared c.** See *creta præparata.* **c.-stone,** a gouty concretion, usually of the hands and feet· mainly composed of sodium urate, sometimes combined with various lime-salts.

chalkitis (kal-ki'tis) [Gr. *χαλκός* made of metal]. Inflammation of the eyes caused by rubbing the eyes after the hands have been used on brass. Called also *brassy eye.*

chalone (kal'ōn) [Gr. *χαλοῦν* to relax]. Same as *colyone.*

chalonic (kal-on'ik). Same as *colyonic.*

chalybeate (kal-ib'e-āt) [L *cha'lybs;* Gr. *χάλυψ* steel]. Containing or charged with iron· ferruginous or martial.

Chamælirium (kam-el-ir'e-um) [Gr. *χαμαί* ground + *λείριον* lily]. A genus of liliaceous plants. *C. lu'teum* is a uterine tonic and diuretic. Dose of its aqueous infusion (1 ounce to 1 pint), a wineglassful.

chamæprosopic, chameprosopic (kam'e-pros-o'pic). Characterized by chamæprosopy.

chamæprosopy (kam″e-pro-so′pe) [Gr. χαμαί low + πρόσωπον face]. The condition of having a low, broad face, *i. e.*, a facial index of 90 or less.

chamber (chām′ber) [L. *cam′era;* Gr. καμάρα]. An inclosed space or antrum. **aqueous c.,** the space in the eye inclosing the aqueous humor, and divided by the iris into the *anterior* chamber and *posterior* chamber. **counting c.,** a space of definite thickness and provided with a ruled base into which blood dilutions may be placed for counting the number of blood-corpuscles under the microscope. **c's of the eye,** the spaces containing the humors of the eye **c's of the heart,** the cavities of the auricles and ventricles. **lethal c.,** a chamber for killing small animals (dogs, cats, etc) with gas. **pulp c.,** that part of the pulp cavity in which the body of a tooth is contained **vacuum c.,** in dentistry, the depression in a denture which helps to retain it in place. **vitreous c.,** the space in the eye inclosing the vitreous. **Zappert's c.,** a form of counting chamber.

Chamberland filter (shahm-ber-lah′) [Charles Edouard *Chamberland,* French bacteriologist, 1851–1908]. See under *filter.*

chamecephalous (kam-e-sef′al-us) [Gr. χαμαί low + κεφαλή head]. Having a low, flat head.

chamelirin, chamælirin (kam-e-lir′in) A poisonous glucosid from *Chamælir′ium lu′teum;* a heart depressant and uterine tonic.

chameprosopic, chamæprosopic (kam″e-pro-so′pik) [Gr χαμαί low + πρόσωπον face]. Having a broad face.

chamois-skin (sham′wah-, sham′e-). A soft wash-leather of sheepskin: used in surgery.

chamomile (kam′o-mīl) [L. *chamomil′la;* Gr. χαμαί ground + μῆλον apple]. A popular name for composite-flowered plants of the genera *An′themis, Calen′dula, Matrica′ria,* and *Tage′tes.* The common or Roman chamomile is *An′themis nob′ilis* a useful tonic and febrifuge. The German or wild chamomile is *Matrica′ria chamomilla* It is used in dyspepsia and as a diaphoretic, and locally in fomentations for relieving pain. Dose of powder, ½–1 dr. (1.95–3.9 gm); of extract, 2–10 gr. (0.13–0.65 gm.); of infusion, 2–4 fl oz (60–120 c.c) **oil of c.,** the volatile oil of *An′themis nob′ilis* Dose, 2–10 min (0.13–0.65 c.c.).

champacol (sham′pak-ol). The camphor, $C_{15}H_{26}O$, of the wood of the champak tree, *Michel′ia champ′paca:* in white, soluble needles.

champagne (sham-pān′) [Fr.]. An effervescent French wine, with from 5 to 13 per cent. of alcohol: a diffusible stimulant, soothing in certain cases of irritable stomach.

Champetier de Ribes' bag (shahmp-te-a de rēbz′) [Camille *Champetier de Ribes,* French obstetrician, born 1848]. See under *bag.*

champignon (shawm-pēn-yaw′) [Fr. "mushroom"]. Suppurative inflammation of the spermatic cord of a horse sometimes following castration.

chancre (shang′ker) [Fr.]. The primary lesion of syphilis **fungating c.,** soft chancre, characterized by fungoid granulations. **hard c., Hunterian c., indurated c., true c.,** a constitutional venereal sore, followed by true syphilis Its base and sides are distinctly hard, and it gives off a thin secretion that produces syphilis when inoculated upon another person. **mixed c.,** an alleged form of soft chancre which is followed by constitutional syphilis. **Nisbet's c.,** nodular abscesses in the penis after acute lymphangitis from soft chancre. **non-infecting c., simple c., soft c.** See *chancroid.* **Ricord's c.,** the parchment-like initial lesion of syphilis **Rollet's c.,** mixed chancre. **sporotrichosic c.,** the first developing sore at the site of sporotrichic infection.

chancriform (shang′krif-orm). Resembling a chancre.

chancroid (shang′kroid). A soft or non-syphilitic venereal sore. It begins as a pustule on the genitals, forming soon after inoculation: it grows rapidly, and finally breaks down into a virulent ulcer, discharging pus. The secretion of a chancroid is contagious, but does not produce constitutional syphilis. **phagedenic c.,** chancroid with a tendency to slough. **serpiginous c.,** a variety which tends to spread in curved lines.

chancroidal (shang-kroi′dal). Pertaining to chancroid.

chancrous (shang′krus). Of the nature of chancre.

chandu (tshan-du′). A preparation of opium used in opium smoking.

change of life (chānj). The menopause, or normal and final cessation of the menses, often attended with various constitutional disturbances.

change of sound, Biermer's or **Gerhardt's.** A change of percussion-note according to the patient's position: an indication of pneumothorax, etc.

channel (chan′el) [L. *cana′lis* a water-pipe]. That through which anything flows; a cut or groove. **auriculoventricular c.,** the auricular canal of the heart. See *canal.* **blood-c's,** narrow passages with no distinct walls, but containing blood: they are found in fresh granulation tissue. **lymph-c's,** the smaller lymph-sinuses, irregular spaces in and about the lymphatic glands and around lymphatic vessels. **perineurial c.,** a lymph-channel which surrounds a nerve-trunk.

Channing's solution (tshan′ingz) [William *Channing,* American physician of 19th century]. See under *solution.*

Chantemesse's reaction, serum (shant-mes′) [André *Chantemesse,* French bacteriologist, 1851–1919]. See under *reaction* and *serum.*

Chap'arro amargo'so. A Mexican plant, *Castela nicholsani,* said to be useful in amebic dysentery. Dose of fluidextract, 30–60 min. (2–4 c.c).

Chapman's dinner pill, mixture [Nathaniel *Chapman,* American physician, 1780–1853]. See under *pill* and *mixture.*

chappa (tshap′ah). A disease of West Africa somewhat resembling syphilis or yaws. It is characterized by the formation of marble-sized nodules beneath the skin which degenerate and give off a flat-like material.

Chaput's method, operation (shap-ooz′) [H. *Chaput,* French surgeon, died 1919]. See *method* and *operation.*

character (kar′ak-ter). In heredity, one of the separate and distinct traits that are exhibited by an animal or plant. **acquired c.,** a character developed by an animal during its life and not due to heredity. **compound c.,** a character which is dependent on two or more genes for its production. **dominant c.,** a character which can develop through the agency of a single gene. It thus appears in the first filial generation and in three-fourths of the members of the second filial generation. **recessive c.,** a character which requires two genes for full development. Thus it often fails to appear (is recessive) in the first filial generation, but reappears in part in the second filial generation. **unit c.,** a trait which is transmitted from parent to offspring intact, that is, without blending or mixing, though it may be either dominant or recessive.

charbon (shar-bon′) [Fr. for "coal"]. Malignant pustule; true or contagious anthrax. **c. symptomatique.** See *symptomatic anthrax,* under *anthrax.*

charcoal (tshar′kōl). Carbon prepared by charring organic material. See *carbo.* **animal c.,** carbo animalis: a variety obtained by roasting bones, blood, and other animal matter. It is used as a decolorizing agent. Called also *bone-black* and *ivory-black.* **bone-c.,** animal charcoal. **vegetable-c., wood-c.,** is used as a deodorizer, absorbent, and antifermentative in dyspepsia,

diarrhea, and dysentery. It is also used as a dentifrice and in making poultices for foul ulcers.

Charcot's disease, etc. (shar'kōz) [Jean Martin *Charcot,* French neurologist, 1825–1893]. See *disease,* etc.

Charcot-Leyden crystals (shar-ko-li'den) [see *Charcot* and *Leyden*]. See under *crystal.*

Charcot-Marie type (shar-ko'-mar-e') [See *Charcot* and *Marie*]. See under *type.*

Charcot-Neumann crystals (shar-ko'-noy'-mahn). See under *crystal.*

Charcot-Robin crystals (shar-ko'-ro-baa'). See under *crystal.*

Charcot-Vigouroux sign (shar-ko'-ve-goo-roo') [See *Charcot;* Romain *Vigouroux,* French physician of nineteenth century]. See under *sign*

charlatan (shar'lat-an) [Fr.] A quack or medicaster, a pretender to medical skill.

charlatanism, charlatanry (shar'lat-an-izm, shar'lat-an-re). Quackery, or pretense in the practice of medicine.

charleyhorse (char'le-hors). Stiffness of the arms and legs in baseball players.

Char'mis. A physician born at Massilia, who practised in Rome in the time of Nero. He advocated the use of cold baths.

charpie (shar-pe') [Fr.]. Scraped lint; a preparation of spun linen. used in dressing wounds.

Charrière scale (shar-e-air') [Joseph Frédéric Benoit *Charrière,* French instrument maker, 1803–1876]. See *scale.*

Chart. Abbreviation for L. *char'ta,* paper.

charta (kar'tah), pl. *char'tæ* [L.; Gr. *χάρτης*]. 1. Paper. 2. A piece of paper, medicated or otherwise. **c. atropina'ta,** paper charged with atropin and cut into small bits, each containing a milligram of the drug. **c. canthar'idis, c. epispas'tica,** cantharidal or blistering paper **c. cera'ta,** wax-paper. **c. explorato'ria cœru'lia et ru'bra,** blue and red litmus paper **c. explorato'ria lu'tea,** turmeric paper; paper stained with turmeric for use as a test-paper. **c. potas'sii nitra'tis,** niter paper, paper medicated with potassium nitrate. when burned its fumes relieve the paroxysms of asthma. **c. sina'pis,** mustard-paper, paper with a preparation of powdered mustard-seed: used as a rubefacient and derivative.

chartreuse (shar-truz') [Fr.]. A cordial liqueur from the southeast of France: prepared with brandy and various tonic and aromatic simples.

chartula (kart'u-lah), pl. *chart'ulæ* [L. dim. of *char'ta* paper]. A small piece of paper, as for containing a dose of a medicinal powder.

Chase's sign [Ira C. *Chase,* American physician, born 1868]. See under *sign.*

Chassaignac's tubercle (shas-ān-yahks') [Charles Marie E *Chassaignac,* French surgeon, 1805–1879]. See *tubercle.*

chaude-pisse (shōd-pēs') [Fr.]. A burning sensation experienced during micturition.

Chauffard's syndrome (sho-farz') [A. *Chauffard,* contemporary French physician]. See *syndrome.*

Chauliac, Guy de (sho'le-ak). An eminent French surgeon who practised in Avignon between 1340 and 1370. He wrote in Latin a treatise on surgery entitled, "Inventa'rium Par'tis Chirurgica'lis Medici'næ," which was long regarded as a standard work.

chaulmestrol (tshaul-mes'trol). Same as *moogrol.*

chaulmoogra, chaulmugra (tchawl-moo'grah). A bixaceous tree of southern Asia, *Taraktogenus kurzii,* its seeds afford an oil used in cases of leprosy, rheumatism, syphilis, and skin diseases. Dose, 2–10 min. (0.13–0.6 c.c.). **c. oil.** See under *oil.*

chaulmoograte (tshal-moo'grāt). A salt of chaulmoogric acid.

Chaussier's areola, line, sign, tube (sho-sē-āz') [François *Chaussier,* Parisian physician, 1746–1828]. See under *areola, line, sign,* and *tube.*

chavibetol (tshav-ib-e'tol). An isomer of eugenol found in oil of betel leaves.

chavicol (tshav'ik-ol). An odorous volatile oil, paraallyl phenol, $C_3H_5.C_6H_4OH$, from Chavica betle. **methyl c.,** $C_3H_5.C_6H_4OCH_3$, from oil of anise.

chavosot (tshav'o-sōt). Parallylphenol, a bactericide used in dental work.

chawstick (tchaw'stik). A creeping shrub of Florida and tropical America, *Gouan'ia domingen'sis;* an aromatic tonic used as a dentifrice.

chaya (tcha'yah). The chenopodiaceous plant, *Aer'va lana'ta:* used in Asia as a resolvent medicine.

chaya-var (tcha'yah-var). A rubiaceous plant, *Oldenlan'dia umbella'ta:* cultivated in India, and used like madder as a dye-stuff; it contains alizarin.

Ch. B. Abbreviation for *Chirur'giæ Baccalau'reus,* Bachelor of Surgery.

C_2H_5Br. Ethyl bromid.

$CHCl_3$. Chloroform.

$C_2H_4Cl_2$. Ethylene chlorid.

C_2H_5Cl. Ethyl chlorid.

$C_2HCl_3(OH)_2$. Chloral hydrate.

$C_2H_5CO_2NH_2$. Ethyl carbamate.

$(CH_3.CO)_2O$. Acetic anhydrid.

$CH_3.COOH$. Acetic acid.

$C_4H_9.COOH$. Valerianic acid.

Ch. D. Abbreviation for *Chirur'giæ Doc'tor,* Doctor of Surgery.

Cheadle's disease (tshe'delz) [Walter Butler *Cheadle,* London pediatrist, 1835–1910] See under *disease.*

chebule (keb-yūl'). The dried fruit of *Termina'lia cheb'ula,* an East Indian tree; chebulic myrobalan: it is used as an astringent.

check-bite. A sheet of hard wax of modeling compound placed between the teeth in central, lateral, or protrusive occlusion, as a check on the teeth in the articulator.

check-experiment. See *control-experiment,* under *control*

checkerberry (chek'er-ber-e). See *Gaultheria.*

cheek-bone (chēk-bōn). The malar bone.

cheese (chēz) [L. *ca'seus*]. A well-known food. It is prepared from milk by curdling it with rennet, discarding the whey, and then submitting the curd to some ripening or fermentative process.

cheesy (che'ze). Caseous, resembling cheese.

cheilectomy (ki-lek'to-me) [Gr. *χεῖλος* lip + *ἐκτομή* excision] The operation of chiseling off the irregular bony edges of a joint cavity which interfere with motion.

cheilectropion (ki-lek-tro'pe-on) [Gr. *χεῖλος* lip + *ectropion*]. Eversion of the lip.

cheilitis (ki-li'tis) [Gr. *χεῖλος* lip + *ῖτις* inflammation]. Inflammation of the lip. **c. exfoliati'va,** seborrheic dermatitis affecting the vermilion of the lips. **c. glandula'ris,** chronic swelling and hardening of the lip due to inflammation of its glands. Called also *cheilitis glandularis apostematosa* and *myxadenitis labialis.*

cheiloangioscopy (ki"lo-an-je-os'ko-pe) [Gr. *χεῖλος* lip + *ἀγγεῖον* vessel + *σκοπεῖν* to see]. Microscopic observation of the circulation in the blood-vessels of the lip.

cheilognathopalatoschisis (ki"lo-na"tho-pal-at-os'kis-is) [Gr. *χεῖλος* lip + *γνάθος* jaw + L. *pala'tum* palate + Gr. *σχίσις* cleft]. A malformation marked by cleft of the lip, upper jaw, and hard and soft palates.

cheilognathoschisis (ki"lo-na-thos'kis-is) [Gr. *χεῖλος* lip + *γνάθος* jaw + *σχίσις* cleft]. Harelip in which the labial cleft extends into the jaw.

cheilognathouranoschisis (ki"lo-na"tho-u-ran-os'kis-is) [L. *cheilognathus* + Gr. *οὖρανος* palate]. Harelip combined with cleft-palate.

cheilognathus (ki-log'na-thus) [Gr. *χεῖλος* lip + *γνάθος* jaw]. Harelip.

cheilopalatognathus (ki"lo-pal-at-og'na-thus) [Gr. *χεῖλος* lip + L. *pala'tum* palate + Gr. *γνάθος* jaw]. Cleft-palate combined with fissure of the alveolar process of the jaw.

cheilophagia (ki-lo-fa'je-ah) [Gr. *χεῖλος* lip + *φαγεῖν* to eat] Biting of the lips.

cheiloplasty (ki'lo-plas-te) [Gr *χεῖλος* lip + *πλάσσειν* to form]. Surgical repair of a defect of the lip by a plastic operation.

cheilopodiasis (ki"lo-po-di'as-is) [Gr *χεῖλος* lip + *πούς* foot] The presence of a centipede of the genus *Cheilopoda* in a body cavity.

cheiloschisis (ki-los'kis-is) [Gr *χεῖλος* lip + *σχίσις* cleft]. Same as *harelip*.

cheilostomatoplasty (ki"los-to-mat'o-plas-te) [Gr. *χεῖλος* lip + *στόμα* mouth + *πλάσσειν* to form]. Plastic surgery or restoration of the lips and mouth, as after the removal of a cancer.

cheilotomy (ki-lot'o-me) [Gr. *χεῖλος* lip + *τομή* cut]. 1. Excision of a part of the lip. 2 Excision of an overgrowth of bone at the articular end of a long bone which impedes movement of the joint, seen in hypertrophic arthritis.

Cheiracan'thus (ki-rak-an'thus). Same as *Gnathostoma*

cheiragra (ki-ra'grah, ki'rag-rah) [Gr. *χείρ* hand + *ἄγρα* seizure] Gout of the hand.

cheiralgia. See *chiralgia*.

cheirocinesthesia (ki"ro-sin-es-the'ze-ah). Cheirokinesthesia.

cheirognostic (ki-rog-nos'tik) [Gr. *χείρ* hand + *γνωστικός* knowing]. Able to distinguish the right hand from the left.

cheirokinesthesia (ki"ro-kin-es-the'ze-ah). Perception of movements of the hand.

cheirokinesthetic (ki"ro-kin-es-thet'ik) [Gr. *χείρ* hand + *kinesthetic*]. Pertaining to the subjective perception of the movements of the hand, especially in writing.

cheirolein (ki-ro'le-in). An alkaloid, $CH_3.SO_2.(CH_2)_3NCS$, from *Cheiran'thus chei'ri*, or wallflower, having antipyretic properties

cheiromegaly (ki-ro-meg'al-e). Pseudo-acromegaly in which the swelling affects the hands, wrists, and ankles.

cheiropodist. See *chiropodist*.

cheiropompholyx (ki-ro-pom'fo-liks) [Gr. *χείρ* hand + *πομφόλυξ* a water-bubble]. A skin disease with peculiar vesicles on the palms and soles.

cheiropractic, cheiropraxis. See *chiropractic*.

cheirospasm (ki'ro-spazm) [Gr. *χείρ* hand + *σπασμός* spasm]. Writers' or telegraphers' cramp or other similar spasm affecting the hand.

cheken (che'ken). A South American plant, *Euge'nia che'ken:* its leaves have properties like those of eucalyptus. Dose of fluidextract, 1–3 fl.dr. (3.75–11.25 c.c.).

chekenin (chek'en-in). A yellowish, crystalline principle, $C_{12}H_{11}O_3$, from cheken leaves.

chekenone (chek'en-ōn). A crystalline principle, $C_{40}H_{14}O_8$, from cheken leaves.

chelen (ke'len). Same as *ethyl chlorid*.

chelerythrin (ke-ler'ith-rin). An alkaloid, $C_{21}H_{17}NO_4$, from *Chelido'nium ma'jus:* like sanguinarin, except that it has yellowish salts.

chelidonin (kel-id-o'nin). A bitter alkaloid, $C_{20}H_{19}NO_5 + H_2O$, from *Chelido'nium ma'jus* and *Stylopho'rium diphyl'lum*: its phosphate, sulphate, and tannate are mildly narcotic. Dose of sulphate, 1½–3 gr. (0.09–0.2 gm.); of tannate, 3 gr. (0.2 gm.).

Chelidonium (kel-id-o'ne-um) [L.; Gr. *χελιδών* a swallow]. A genus of papaveraceous plants; celandine. *C. ma'jus* is purgative, cholagogue, narcotic, and expectorant, and is used in whooping-cough, jaundice, pneumonia, etc. Dose, 15–60 gr. (0.95–3.9 gm.); of juice, 5–10 min. (0.32–0.6 c.c.).

cheloid (ke'loid) [Gr. *χηλή* claw + *εἶδος* form]. See *keloid*.

Chelone (ke-lo'ne) [Gr. *tortoise*] A genus of scrophulariaceous plants. *C. gla'bra* (balmony, or snakehead) is a bitter tonic and aperient. Dose of decoction (2 ounces to a pint), 1–2 fl.oz. (30–60 c.c.).

chelonian (ke-lo'ne-an) [Gr. *χελώνη* tortoise]. Pertaining to the tortoise

chelonin (ke-lo'nin). A dry preparation from *Chelo'ne gla'bra:* aperient, tonic, and anthelmintic. Dose, 1–4 gr. (0.060–0.264 gm.)

Chelsea pensioner (tshal'se). Confectio guaiaci composita.

chemasthenia (kem-as-the'ne-ah). An asthenic condition of the chemical processes of the body.

chemesthesis, chemæsthesis (kem-es-the'sis). The sensation of matter.

chemiatric (kem-e-at'rik). Pertaining to chemiatry.

chemiatry (kem'e-at-re) [Gr. *χημεία* chemistry + *ἰατρεία* treatment]. Treatment based upon the theory of Paracelsus that diseases are due to chemic processes in the body.

chemic, chemical (kem'ik, kem'ik-al). Of, or pertaining to, chemistry.

chemicobiologic (kem"ik-o-bi-o-loj'ik). Pertaining to the chemistry of living matter.

chemicocautery (kem"ik-o-kaw'ter-e). Cauterization by chemic means.

chemicogenesis (kem"ik-o-jen'is-is) [*chemic* + Gr *γένεσις* production]. Fertilization of an ovum by chemic action

chemicophysical (kem"ik-o-fiz'ik-al). Pertaining to chemistry and physics; pertaining to physical chemistry

chemicophysiologic (kem"ik-o-fiz-e-o-loj'ik). Pertaining to physiologic chemistry.

chemicovital (kem"ik-o-vi'tal). Pertaining to the chemistry of living things.

chemiluminescence (kem"e-lu-min-es'ens). Luminescence from the direct transformation of chemical energy.

cheminosis (kem-in-o'sis) [*chemistry* + Gr. *νόσος* disease]. Any disease due to chemic agents.

chemiotaxis (kem"e-o-taks'is). See *chemotaxis*.

chemiotherapy (kem"e-o-ther'ap-e). Same as *chemotherapy*.

chemise (shem-ēz') [Fr. "shirt"]. A muslin dressing for use mainly in rectal and vesical surgery.

chemism (kem'izm). Chemic activity; chemic property or relationship.

chemist (kem'ist). An expert in chemistry: incorrectly, a druggist or apothecary.

chemistry (kem'is-tre) [Gr. *χημεία*]. The science which treats of the elements and atomic relations of matter, and of the various compounds of the elements. **analytic c.**, chemistry which deals with analysis of substances. **applied c.**, the application of chemistry to industry and the arts. **biologic c.**, physiologic chemistry. **colloid c.**, the chemistry of colloids. **forensic c.**, use of chemical knowledge in the solution of legal problems. **industrial c.**, applied chemistry. **inorganic c.**, that branch of the science of chemistry which deals with bodies which do not contain carbon. **medical c.**, chemistry as it relates to medicine. **metabolic c.**, physiologic chemistry. **mineral c.**, inorganic chemistry. **organic c.**, that branch of chemistry which deals with substances that contain carbon. **pharmaceutical c.**, chemistry which deals with the composition and

preparation of medicinal materials. **physical c.**, that branch of chemistry which deals with the relationship of chemical and physical properties and relationships. **physiologic c.**, that branch of chemistry which deals with chemical processes that take place in animals and plants. **structural c.**, chemical study of the structure of molecules. **synthetic c.**, that branch of chemistry which deals with the building up of substances from their constituents.

chemocephalia (ke-mo-sef-a'le-ah). Flatness of the head.

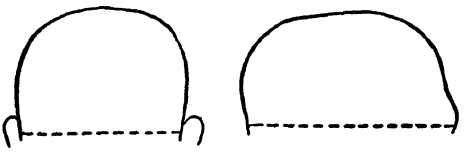

Chemocephalia (Church and Peterson).

chemocephalus (ke"mo-sef'a-lus) A person with a flat head.

chemoceptor (kem'o-sep-tor). Same as *chemoreceptor.*

chemocoagulation (kem"o-ko-ag-u-la'shun). Coagulation or destruction of growths by the application of chemicals.

chemo-immunity (kem"o-im-u'nit-e). Immunochemistry

chemo-immunology (kem"o-im-u-nol'o-je). The study of the chemic processes involved in immunity.

chemokinesis (kem"o-kin-e'sis) [Gr. χημεία chemistry + κίνησις motion]. Increased activity of an organism due to the presence of a chemic substance.

chemokinetic (kem"o-kin-et'ik). Pertaining to or exhibiting chemokinesis.

chemolysis (ke-mol'is-is) [*chemistry* + Gr. λύσις solution] Chemic decomposition.

chemomorphosis (kem-o-mor-fo'sis) [Gr. χημεία chemistry + μορφή form]. Change of form due to chemic action.

chemophysiology (kem"o-fiz-e-ol'o-je). Physiological chemistry.

chemoreceptor (kem-o-re-sep'tor). 1. A receptor adapted for excitation by chemical substances, *e. g.*, olfactory and gustatory receptors. See *receptor.* 2. A supposed group of atoms in cell protoplasm having the power of fixing chemicals, in the same way as bacterial poisons are fixed.

chemoreflex (kem-o-re'fleks). Reflex, and resulting from chemic action.

chemoresistance (kem-o-re-sis'tans). Specific resistance acquired by cells to the action of chemicals.

chemoserotherapy (kem"o-se-ro-ther'ap-e). The treatment of bacterial infections with immune serum and chemotherapy.

chemosis (ke-mo'sis) [Gr. from χήμη cockleshell]. Excessive edema of the ocular conjunctiva, whether inflammatory or not.

chemosmosis (kem-os-mo'sis). Chemical action taking place through an intervening membrane.

chemosynthesis (kem-o-sin'the-sis) [Gr. χημεία chemistry + σύνθησις putting together]. The synthesis or formation of organic chemic compounds by energy derived from chemic reactions.

chemotactic (kem-o-tak'tik). Of or pertaining to chemotaxis.

chemotaxis (kem-o-taks'is) [Gr. χημεία chemistry + τάξις arrangement]. The phenomenon shown by certain living cells of moving toward (*positive c.*) or away from (*negative c.*) certain other cells or substances which exert a chemical influence.

chemotherapeutic (kem-o-ther-ap-u'tik). Pertaining to chemotherapy.

chemotherapeutics (kem"o-ther-ap-u'tiks). Same as *chemotherapy.*

chemotherapy (kem-o-ther'ap-e). Treatment of disease by chemical compounds that have a specific and selective effect on the microorganisms which cause the disease, without injuring the tissues of the patient; that is, the chemicals are parasitotropic, but not organotropic.

chemotic (ke-mot'ik). Pertaining to or affected with chemosis

chemotropism (ke-mot'ro-pizm) [Gr. χημεία chemistry + τροπή a turn]. The tendency of cells to turn or move in a certain direction under the influence of chemical stimuli. When the movement is toward the substance exerting the chemical influence, it is termed *positive c;* when away from the influence it is *negative c.* Cf. *chemotaxis.*

chenocholic (ken-o-kol'ik). See under *acid.*

Chenopodium (ken-o-po'de-um) [L., from Gr. χήν goose + πούς foot]. A genus of chenopodiaceous plants. The fruit of *C. ambrosioi'des* or *C. anthelmin'ticum*, or American wormseed: it is anthelmintic, and is used for round-worms and for hookworm Dose of powder, 20–40 gr. (1.3–2.6 gm.), of volatile oil, 5–10 min (0.333–0.666 c.c.).

cheoplastic (ke-o-plas'tik) [Gr. χεῖν to pour + πλάσσειν to form]. Designating a method of molding artificial teeth with an alloy of tin, silver, and bismuth.

cheoplasty (ke'o-plas-te). See *cheoplastic*

Cherchevski's disease (sher-shev'skēz) [Michael *Cherchevski*, contemporary Russian physician] See under *disease*

cheromania (ke-ro-ma'ne-ah) [Gr. χαίρειν to rejoice + μανία madness]. Mania characterized by exaltation and cheerfulness

cherophobia (ke-ro-fo'be-ah) [Gr. χαίρειν to rejoice + φόβος fear]. Morbid dislike or fear of gaiety.

cherry (cher'e) [L. *cer'asus*] The name of various rosaceous trees and species of the genus *Pru'nus.* See *Prunus virginiana.* **c.-laurel**, an old-world evergreen cherry-tree, *Pru'nus laurocer'asus:* from its leaves a water (*a'qua laurocer'asi*) is distilled, having the properties of hydrocyanic acid. Dose, 5–30 min. (0.33–2 c.c.). **choke c.** See *Prunus virginiana* **rum c.** See *Prunus serotina* **wild c.** See *Prunus serotina.*

chervil (cher'vil) [L. *cærefo'lium, chærophyl'lum;* Gr. χαιρέφυλλον]. A cultivated umbelliferous plant, *Chærophyl'lum sati'vum:* the leaves are used in cookery; the plant is aromatic and diuretic, with the properties of celery.

chest (chest). The popular term for the thorax. **alar c.**, phthinoid chest. **barrel-c.**, a rounded, bulging chest, showing little movement on respiration seen in emphysema. **cobbler's c.**, a chest showing a sinking in at the lower end of the sternum. **flat c.**, deformity of the chest in which it is flattened from before back. **foveated c.**, funnel-chest. **funnel-c.**, pigeon-breast, in which the lower end of the sternum is retracted and variously deformed. **keeled c.**, pigeon-breast. **phthinoid c.**, the same as *flat chest:* so called as indicating a tubercular diathesis. **pterygoid c.**, phthinoid chest. **tetrahedron c.**, a chest which suggests a solid with four sides, each an equilateral triangle, the chest projecting in a peak between the nipples.

chestnut (tshest'nut). 1. See *Castanea.* 2. One of the masses of horn on the medial surface of the forearm and on the distal part of the medial surface of the tarsus of horses.

chétevism (sha'tev-izm). Arrest of development affecting the mass of the individual rather than any special organ or part.

Cheyne-Stokes' nystagmus, respiration, etc. (tsha'ne-stōks) [John *Cheyne*, a Scottish physician, 1777–1836; William *Stokes*, Irish physician, 1804–1878]. See *nystagmus* and *respiration.*

$C_2H_5HSO_4$. Ethyl sulphonic acid.

CHI_3. Iodoform.

C_2H_5I. Ethyl iodid.

Chian (ki'an). Pertaining to the island of Chios. See *turpentine.*

Chiari's network (ke-ar'ēz) [Hans *Chiari*, German physician, 1851–1916]. See under *network.*

chiasm (ki'azm) [L. *chias'ma*; Gr. χίασμα]. A decussation or X-shaped crossing. **Camper's c.** Same as *chiasma tendinum.* **optic c.**, the decussation or crossing of the fibers of the optic nerve on the ventral surface of the brain.

chiasma (ki-az'mah). See *chiasm.* **c. op'ticum**, the optic chiasm. See *chiasm.* **c. ten'dinum**, the crossing of the tendons of the flexor digitorum profundus through the tendons of the flexor digitorum sublimis.

chiasmal, chiasmic (ki-az'mal, ki-az'mik). Resembling a chiasm; crosswise.

chiasmatypy (ki-az'mat-i-pe) [Gr. χίασμα a crossing + *type*]. Same as *crossing-over.*

chiastometer (ki-as-tom'et-er) [Gr. χιαστός crossed + μέτρον measure]. An apparatus for measuring any deviation of the optic axes from their normal parallelism

chibou, cachibou (se-boo', kash'e-boo). A resin like elemi, from *Bur'sera gummif'era*, a tree of tropical America and southern Florida: not used in official medicine.

chichiko dyspepsia (tshe-tshe'ko). See under *dyspepsia*

chicken-breast (chik'en-brest). Undue prominence of the sternum, caused by some obstruction of infantile respiration, and possibly, in some cases, by rickets.

chicken-cholera (chik"en-kol'er-ah). See under *cholera.*

chicken-fat clot (chik"en-fat klot'). A yellowish blood-clot

chickenpest (chik'en-pest). See *fowl plague*, under *plague*

chickenpox (chik'en-poks). See *varicella.*

chicle (che'kla) [Sp.]. The gum of *A'chras sapo'ta*, a tree of tropical America· used in the manufacture of chewing-gum.

Chiene's operation (shēnz) [John *Chiene*, Scotch surgeon, 1843–1923] See *operation.*

chigger, chigo, chigre, jigger (chig'er, che'go, che'grā jig'er) 1 The *Sarcopsyl'la (Dermatoph'ilus, Tun'ga) pen'etrans*, a sand-flea of tropical regions· it often burrows in the hands and feet, causing great distress, and sometimes having even a fatal result. 2. A harvest-mite, *Lep'tus (Trombicula) ir'ritans*, of the southern United States, which sometimes becomes an annoying semiparasite.

chignon fungoid (shēn-yaw'). See *fungoid.*

chilblain (chil'blān) [L. *per'nio*]. Inflammation and swelling of the toes, feet, or fingers, due to the influence of cold.

childbed (child'bed) [L *puerpe'rium*]. The puerperal state, condition, or season; lying in.

childhood (child'hud). The period of life before puberty, especially that which follows infancy.

chill (chil). A shivering or shaking; an attack of involuntary contractions of the voluntary muscles, accompanied by a sense of cold and pallor of the skin. **congestive c.**, pernicious malaria with gastro-intestinal congestion and diarrhea, preceded by a chill. **creeping c.**, a chilly sensation, without any definite tremor or chattering of the teeth. **c's and fever**, a popular name for intermittent fever. **nervous c.**, a tremor due to some form of excitement and unaccompanied by alteration of temperature. **shaking c.**, a chill in which there is a definite tremor. **spelter c's**, chills occurring in persons employed in brass foundries, zinc smelters, and in places where zinc is poured. **urethral c.**, a chilly sensation, with or without tremor, sometimes following the passage of a catheter.

chillies (tshil'ēz). See *capsicum.*

chilo-. For words thus beginning, see *cheilo-.*

Chilodon (ki'lo-don). A genus of ciliates. **C. denta'tus** has been found in the feces in a case of dysentery. **C. uncina'tus** was found in the feces in a case of schistosomiasis.

Chilognatha (ki-lo-na'tha). An order of the class Myriapoda embracing the millipedes.

Chilomas'tix mesnil'i. A minute flagellate protozoan, with a cystostome and three anterior flagellæ, which is a frequent parasite of the human intestine. Called also *Tetramitus mesnili* and *Microstoma mesnili.*

chilomastixiasis (ki-lo-mas-tix-i'as-is). Infestation with *Chilomastix.*

Chilopoda (ki-lop'o-dah). An order of the class Myriapoda embracing the centipedes.

Chimaphila (ki-maf'il-ah) [Gr. χεῖμα winter + φιλεῖν to love]. A genus of ericaceous plants. The leaves of *C. umbella'ta*, or pipsissewa, are tonic and diuretic, astringent, and irritant. used in scrofula, nephritis, and cystitis. Dose of fluid-extract, 1–2 dr. (4–8 c.c.).

chimaphilin (ki-maf'il-in). A crystalline principle, $C_{10}H_{19}O$, from *Chimaph'ila umbella'ta;* also a dry preparation of the same· vaunted as a cancer remedy and as a diuretic. Dose, 2–3 gr. (0.13–0 2 gm).

chimatlon (ki-mat'lon) [Gr. χεῖμα winter]. An injury by frost. *mild c.* is chilblain. *severe c.* is frostbite.

chimogene (ki'mo-gēn) [Gr. χεῖμα winter + γεννᾶν to produce]. An extremely volatile liquid used in producing local anesthesia by cold.

chimpanzee (chim-pan'ze). One of the anthropoid apes, *Anthropopithecus troglodytes*, used for experimental purposes because of its susceptibility to some of the diseases of man.

chin (chin). The anterior prominence of the lower jaw, the mentum. **galoche c.**, a chin that is congenitally thrust forward.

china (ki'nah). Cinchona, or Peruvian bark.

chinaphenin (kin-af-e'nin). The quinin carbonic acid ester of phenetidin, $C_{20}H_{23}N_2O_2.CO.NH.C_6H_4OC_2H_5$: antipyretic and antineuralgic. Dose, 5–20 gr. (0 33–1.32 gm).

chinaphthol (ki-naf'thol). A bitter, yellow, crystalline substance, quinin beta naphthol monosulphonate, $C_{20}H_{24}N_2O_2(OH.C_{10}H_6SO_2OH)_2$, converted in the intestine into quinin and naphthol-sulphonic acid. an intestinal antiseptic and tonic. Daily dose, 7½–15 gr (0.5–1 gm).

china-root (chi'nah-root). The rhizome of *Smi'lax chi'na*, a plant of southeastern Asia, much resembling sarsaparilla.

chinaseptol (kin-as-ep'tol). Same as *diaphtol.*

chin-cough (chin'kawf). Whooping-cough.

chineonal (kin-e'o-nal). A compound of veronal and quinin, quinin diethyl barbiturate: used in febrile septic processes, such as typhoid, influenza, whooping-cough, etc Dose, 10–15 gr. (0 6–1 gm.).

chinin (ki'nin) Same as *quinin.*

chinoform (ki'no-form). A cinchotannic acid and formaldehyd compound: useful in chronic enteritis and typhoid fever.

chinoidin (kin-oi'din). An amorphous commercial mixture of the cinchona alkaloids, of which it has the general properties. Dose, 1–60 gr. (0.066–4 gm.).

chinol (ki'nol). A white, powdery antipyretic and analgesic coal-tar derivative, C_9H_6NClO, or chinolin monohypochlorite. Dose, 3–5 gr. (0.19–0.33 gm.).

chinolin (kin'o-lin). See *quinolin.*

chinone (kin'ōn). See *quinone.*

chinopyrin (kin-o-pi'rin) A combination of quinin hydrochlorid (50 per cent.) and antipyrin (33⅓ per cent.): used hypodermically in malarial disorders. Hypodermic dose, 15 min. (1 c.c.).

chinoral (kin-o'ral). An oleaginous, bitter compound containing quinin and chloral: antiseptic and hypnotic. Dose, 5–15 gr. (0.3–1 gm.). Called also *quinochloral*.

chinosol (ki'no-sol). A yellow powder, oxyquinolin sulphate, $[C_6H_3(OH)(CH)_3N]_2H_2SO_4$; antiseptic, antipyretic, astringent, and styptic. It is used externally in solutions of from 1 : 5000 to 1 : 500; internally, dose, 1–5 gr. (0.06–0.3 gm.).

chinothein (ki-no-the'in). An antipyretic compound of quinin, antipyrin, and caffein.

chinotoxin (ki-no-toks'in). Quinotoxin; a poisonous artificial compound, dichinolin dimethyl sulphate, with properties resembling those of curare.

chinotropin (ki-no-tro'pin). Urotropin quinate: used as a urinary disinfectant and a solvent for uric acid. Dose, 5–20 gr. (0.33–1.32 gm.).

chinovin (kin'o-vin). A bitter glucosid from cinchona bark.

chiolin (ki'o-lin). A proprietary antipruritic and antiseptic remedy: used for pruritus, neuralgia, neuritis, and rheumatism.

chionablepsia (ki"o-nah-blep'se-ah) [Gr. χιών snow + ἀβλεψία blindness]. Snow-blindness.

chionanthin (ki-o-nan'thin). A resinoid from *Chionan'thus virgin'ica:* tonic, aperient, and sedative. Dose, 1–3 gr. (0.065–0.19 gm.).

Chionanthus (ki-o-nan'thus) [Gr. χιών snow + ἄνθος flower]. A genus of oleaceous shrubs; *C. virgin'ica*, the fringe-tree of North America, is tonic, diuretic, and aperient. Dose of fluidextract of the bark, ½–1 fl.dr. (1.8–3.7 c.c.).

Chionyphe carteri (ki-on'if-e kar'ter-i). A fungus at one time considered to be the cause of Madura foot.

chip-blower. A metal tube attached to a rubber bulb for blowing particles from a tooth cavity which is being excavated.

chiragra (ki-ra'grah) [Gr. χείρ hand + ἄγρα seizure]. Pain in the hand.

chiralcol (ki-ral'kol). A proprietary alcohol soap for disinfecting the hands.

chiralgia (ki-ral'je-ah). Same as *chiragra*.

chirality (ki-ral'it-e) [Gr. χείρ hand + *al*]. The power of turning the plane of polarization of light to the right or left hand.

chirapsia (ki-rap'se-ah). Massage; hand-friction.

chirarthritis (ki-rar-thri'tis) [Gr. χείρ hand + *arthritis*]. Inflammation of the joints of the hand and fingers.

chirata, chiretta (ki-ra'tah, ki-ret'ah) [Hind *chirāetā*]. The plant *Ophe'lia chira'ta* (*Swer'tia chiray'ita*), a gentianaceous herb of India. It is a bitter tonic and cholagogue. Dose of tincture, 15–60 min. (1–4 c.c.), of fluidextract, 15–30 min. (1–2 c.c.).

chiratin (ki-ra'tin). A bitter principle, $C_{26}H_{45}O_{15}$, from chirata.

chirayta (ki-ra'tah). See *chirata*.

chirettin (ki-ret'in). A dry, saccharated, proprietary preparation of chirata.

chirognomy (ki-rog'no-me) [Gr. χείρ hand + γνῶμων judge]. The study of the hand as a guide to character.

chirognostic (ki-rog-nos'tik) [Gr. χείρ hand + γνωστικός knowing]. Capable of distinguishing the right and left sides of the body. **c. feeling**, the power to distinguish by the feeling which side of the body has been touched.

chirol (ki'rol). A solution of resins and fatty oils in ether and alcohol, used for sterilizing the hands before surgical operations.

chiromegaly (ki-ro-meg'al-e) [Gr. χείρ hand + μεγαλία bigness]. Enlargement of the hands.

Chironomidæ (ki-ro-nom'id-e). A family of Diptera which comprises the true midges.

chiroplasty (ki'ro-plas-te) [Gr. χείρ hand + πλάσσειν to form]. A plastic operation on the hand.

chiropodalgia (ki-ro-po-dal'je-ah) [Gr. χείρ hand + πούς foot + ἄλγος pain]. Pain in the hands and feet.

chiropodist (ki-rop'o-dist) [Gr. χείρ hand + πούς foot]. One who treats corns, bunions, and other affections of the hands and feet.

chiropody (ki-rop'o-de). The art, business, or profession of a chiropodist.

chiropractic (ki-ro-prak'tik) [Gr. χείρ hand + πράσσειν to do]. A system of adjustment consisting of palpation of the spinal column to ascertain vertebral subluxations, followed by the adjustment of them by hand, in order to relieve pressure upon nerves at the intervertebral foramina so that nerve force may flow freely from the brain to the rest of the body (Palmer).

chiropractor (ki-ro-prak'tor). One who practises chiropractic.

chiropraxis (ki'ro-praks-is). Same as *chiropractic*.

chirosoter (ki-ro-so'ter). A proprietary preparation for treating burns.

chirospasm (ki'ro-spazm) [Gr. χείρ hand + *spasm*]. Writers' cramp.

chirurgeon (ki-rur'jun) [antiquated] A surgeon.

chirurgery (ki-rur'jer-e) [L. *chirur'gia*, from Gr. χείρ hand + ἔργον work] Same as *surgery*.

chirurgic (ki-rur'jik). Pertaining to surgery.

chitenin (ki'ten-in). An oxidation product of quinin, used in malaria.

chitin (ki'tin) [Gr. χιτών tunic] A white, insoluble, horny polysaccharid which is the principal constituent of the shells of crabs and lobsters and the shards of beetles It is found also in certain fungi, *Boletus edulis, Agaricus campestris*, et al, and yields an acetyl-glucosamin on hydrolysis

chitinous (kit'in-us). Composed of or of the nature of chitin.

chitonitis (ki-to-ni'tis) [Gr χιτών tunic]. Inflammation of any investing membrane.

chitosamin (ki-to-sam'in). Same as *glucosamin*.

chitosan (ki'to-san). A product obtained from chitin. It is probably an acetyl glucosamine.

chitose (ki'tōs). A sugar, $C_6H_{12}O_6$, formed by the reduction of chitonic acid.

Chittenden's diet (tshit'en-denz) [Russell Henry *Chittenden*, American physiologic chemist, born 1856]. See *diet*.

chittim (chit'im). The shrub, *Rham'nus purshi'ana*, which affords cascara sagrada.

Chlamydobacteria (klam"id-o-bak-te're-ah) [Gr. χλαμύς cloak + *bacteria*]. A division of bacteria, including those species that are surrounded by a thick sheath or capsule. It includes Cladothrix, Crenothrix, Phragmidothrix, and Thiothrix.

Chlamydobacteriales (klam"id-o-bak-te-re-a'lēs). A systematic order under the class Schizomycetes. The members are water forms whose cells unite into elongated filaments often with a well-marked sheath and often show false branching, but never true branching. Iron is often present.

Chlamyd'ophrys anchelys, C. sterco'rea. A protozoön found in the feces of man and various animals. Called also *Platoum stercoreum*.

chlamydospore (klam'id-o-spōr) [Gr. χλαμύς cloak + *spore*]. 1. The reproductive organ of certain fungi, so named because of its being inclosed by two envelops. 2. A spore that is covered.

Chlamydozoa (klam-id-o-zo'ah) [Gr. χλαμύς cloak + ζῷον animal]. Minute intracellular organisms which appear as mere specks of chromatin or may be invisible. Some are filter passers. It is thought that some or all of the following diseases may be caused by Chlamydozoa: fowl plague, foot-and-mouth disease, hydrophobia, jaundice of silkworms, molluscum contagiosum, scarlatina variola, trachoma, and vaccinia.

chloasma (klo-az'mah) [Gr. χλοάζειν to be green]. A cutaneous discoloration occurring in yellow-

ish-brown patches and spots. The term is applied vaguely to various pigmentary skin discolorations. **c. bronzi'num,** bronze colored pigmentation of the face, neck, and chest from constant exposure to the sun in the tropics. Called also *tropical mask.* **c. cachectico'rum,** chloasma due to cachectic conditions of tuberculosis, syphilis, malaria, etc. **c. calo'ricum,** chloasma produced by exposure to the sun or to heat. **c. gravida'rum,** chloasma occurring in pregnant women. **c. hepat'icum,** the so-called liver-spot; a skin discoloration following dyspepsia. **c. phthisico'rum,** brown patches on the cheeks and forehead of tuberculous patients. **symptomatic c.,** chloasma symptomatic of some other disease, as syphilis. **c. tox'icum,** cloasma due to use of certain drugs. **c. traumat'icum,** discoloration of the skin from pressure, friction, or other traumatic agencies **c. uteri'num,** a skin discoloration due to disturbance of the utero-ovarian system.

chloracetic acid (klo-ras-e'tik). See *acid.*

chloracetization (klo"ras-et-iz-a'shun). The production of local anesthesia by the application of equal parts of chloroform and glacial acetic acid.

chloral (klo'ral) [*chloral* + *alcohol*]. A colorless, oily liquid, trichloracetic aldehyd, $Cl_3C\,CHO$ (also called *anhydrous c.* and *hydrated c.*, U. S. P.), prepared by the mutual action of alcohol and chlorin. Combined with water it forms ordinary chloral (called *c. hydrate*), $CCl_3CH(OH)_2$, a deliquescent, crystalline substance having an aromatic, penetrating odor and a bitter, caustic taste. Chloral hydrate is an anodyne, hypnotic, and antispasmodic in insomnia, mania, delirium tremens, hysteria, tetanus, labor, puerperal and other convulsions, chorea, spasmodic croup, asthma, laryngismus stridulus, hiccough, etc. It is used locally in neuralgia, and is applied to foul sores and ulcers. Dose, 15–30 gr. (1–2 gm.) **c.-ammonium,** a substance, trichloramino-ethyl alcohol, $CCl_3\,CH(NH_2)OH$, resembling chloral, but more stimulating to the circulation Dose, 5–20 gr. (0.333–1.3 gm.). **butyl-c.,** an oily, pungent liquid, $CH_3CHCl.CCl_2CHO$, whose hydrate, *butyl-c hydrate*, a crystalline compound, is used like chloral hydrate. Dose, 15 gr. (1 gm.). **c.-caffein,** an antispasmodic and anodyne combination of caffein and chloral, $C_8H_{10}N_4O_2.CCl_3CHO$, soluble in water. Dose (hypodermic), 3–4½ gr (0.194–0.293 gm.). **c. carbamid,** a milky hypnotic preparation: little used. **c.-carbol,** chloral hydrate, 1 part, and phenol, 1.4 parts locally anesthetic and counterirritant. **c.-carmin,** a staining-fluid made of carmin, 0.05 gm.; hydrochloric acid, 30 mm.; alcohol, 20 c.c.; and chloral hydrate, 25 gm. **c. cyanhydrate,** a white, crystalline substance, $CCl_3\,CH(OH)\,CN$: recommended for use in the place of bitter-almond water; called also *c. hydrocyanate.* **c. formamid.** See *chloralamid.* **hydrated c.,** the U. S. P. name for chloral. **insoluble c.** See *metachloral.* **c.-menthol,** a liquid composed of equal parts of chloral and menthol. It is locally anesthetic and counterirritant.

chloralacetophenonoxim (klo"ral-as"et-o-fe"no-noks'im). An agent in colorless prismatic crystals: used for tetanus and epilepsy.

chloralacetoxim (klo"ral-as-et-oks'im). A hypnotic of the class called chloraloxims.

chloralamid (klo-ral-am'id). Chloralformamid, a crystalline compound, $CCl_3\,CHOH.NH.COH$, slowly soluble in water: a somnifacient slower, but probably safer, than chloral. Dose, 20–60 gr. (1.29–3.88 gm.).

chloralantipyrin (klo-ral-an-te-pi'rin). See *hypnal.*

chloralbacid (klo-ral-bas'id). A chlorin and albumin compound: for use in stomach disorders. Dose, 7½–15 gr. (0.5–1 gm.).

chloralcaffein (klo-ral-kaf'e-in). A compound of chloral and caffein employed in rheumatism.

chloralcamphoroxim (klo"ral-kam-for-oks'im). A compound of camphor belonging to the group of chloraloxims: hypnotic.

chloralformamid (klo-ral-for-mam'id). Chloralamid.

chloralimid (klo-ral'im-id). A tasteless and odorless crystalline substance, $(CCl_3CH=NH)_3$: used as a substitute for chloral. Dose, 3–7 gr. (0.19–0.45 gm.).

chloralin (klo'ral-in). An antiseptic fluid derived from chlorin and phenol.

chlora'lis hy'dras. Chloral hydrate.

chloralism (klo'ral-izm). The habitual use of chloral; also the depraved state of body and mind which follows such misuse.

chloralization (klo-ral-iz-a'shun). 1. Same as *chloralism.* 2 Anesthesia by the use of chloral.

chloralnitrosobetanaphthol (klo-ral-ni-tro-so-be-tah-naf'tol). A white, crystalline powder, $C_{12}H_8Cl_3NO_3C_{10}H_5(OH)\;NOCH(OH)CCl_3$, having hypnotic and antiseptic properties.

chloralose (klo'ral-ōz). A crystalline hypnotic substance, $C_8H_{12}Cl_3O_6$, a compound of chloral and glucose. Soluble in alcohol and hot water; sparingly soluble in cold water. Dose, 3–14 gr. (0.194–0.907 gm.).

chloraloxim (klo-ral-oks'im). Any one of a group or series of compounds of chloral hydrate with oximes They are medicinally active, but are not employed as hypnotics.

chloralum (klo-ral'um). A commercial name for various disinfectant mixtures of aluminum chlorid. **c. hydra'tum,** the U. S. P. name for chloral.

chloralurethan (klo-ral-u're-than). Same as *ural.*

chloramin (klor-am'in). A compound containing chlorin attached to nitrogen in the form of NCl groups.

chloramin-B (klo-ram'in-be). Sodium benzene sulpho chloramid, $C_6H_5.SO_2.NaNCl.2H_2O$. used in place of chloramin T.

chloramin-T (klo-ram'in-te). Sodium para-toluenesulphochloramid, $CH_3.C_6H_4SO_2NaNCl + 3H_2O$, a white crystalline powder used in 0.5 to 4 per cent solution as an irrigating fluid in the treatment of wounds, as a mouth-wash, and for irrigating the bladder and uterus. It is an active germicide

chloramyl (klo-ram'il). 1. Amyl in which the hydrogen is replaced by chlorin. 2. Chloroform, 1 pound, mixed with 2 drams of amyl nitrite: anesthetic.

chloranemia (klo-ran-e'me-ah). Same as *chlorosis.*

chloranemic (klo-ran-e'mik). Chlorotic.

chloranodyne (klo-ran'o-dīn). An anodyne mixture. contains morphin, cannabis, hydrocyanic acid, chloroform, peppermint, and capsicum. Dose, 15 min (1 c.c.).

Chloranthus (klo-ran'thus) [L.; Gr. χλωρός green + ἄνθος flower] A genus of piperaceous plants. *C officina'lis,* of southeastern Asia, has a camphory smell, and is highly valued as a stimulant in low fevers.

chlorate (klo'rāt). Any salt of chloric acid.

chlorazene (klo'raz-ēn). A proprietary name for *chloramin-T.*

chlorazol (klo'ra-zol). A highly poisonous, oily liquid obtained by treating albumin, glutin, or dried muscle with nitric and hydrochloric acids.

chlorbutanol (klōr-bu'tan-ol). Same as *chloretone.*

chlorcamphor (klor-kam'for). A name given to various compounds of camphor and chlorin: several have had a limited use in medicine.

chlorcosane (klor'ko-sān). A proprietary liquid chlorinated paraffin: used as a solvent of dichloramine-T.

chloremia, chlorsemia (klo-re'me-ah) [Gr. χλωρός green + αἷμα blood]. A disease marked by a depraved condition of the blood, with decrease in the red corpuscles and in the amount of hemoglobin.

chlorenchyma (klor-en'kim-ah). The chlorophyl-bearing tissue of plants.

chlorephidrosis (klo"ref-id-ro'sis) [Gr χλωρός green + ἐφίδρωσις perspiration]. Green perspiration

chlorethyl (klo-re'thil). Ethyl chlorid.

chloretone (klo're-tōn) [*chloroform* + *acetone*]. A white, crystalline compound, trichlor tertiary butyl alcohol, $CCl_3(CH_3)_2C.OH$, having a camphoraceous odor, formed when caustic potash is added to equal weights of acetone and chloroform. It is sparingly soluble in water, but very soluble in chloroform, alcohol, and ether. It is a local anesthetic and internally a hypnotic, antiseptic, and antinauseant: used in seasickness. Dose, 5–20 gr. (0.333–1.333 gm.).

chloric (klo'rik) [L. *chlo'ricus*]. Derived from or containing chlorin; a term used to distinguish those chlorin compounds which contain a smaller proportion of chlorin than the chlorous compounds

chlorid, chloride (klo'rid, klo'rīd). A salt of hydrochloric acid; any binary compound of chlorin. **acid c.**, a substance formed by substituting chlorin for hydroxyl in an acid molecule.

chloridemia (klo-rid-e'me-ah) [*chlorid* + Gr αἷμα blood]. The retention of chlorids in the blood.

chloriden (klo'rid-en). Ethylidene chlorin.

chloridimeter (klo-rid-im'et-er) [*chlorid* + Gr. μέτρον measure]. An instrument for measuring the chlorid content of the urine or other fluid.

chloridimetry (klo-rid-im'et-re). The determination of the chlorid content of fluids.

chloridion (klo-rid-i'on) Negatively ionic chlorin, the anion of hydrochloric acid and the chlorids.

chloridrometer (klo-rid-rom'et-er). An apparatus for estimating the amount of chlorids in the urine.

chloriduria (klo-rid-u're-ah) [*chlorid* + Gr. οὖρον urine] Excess of chlorid in the urine.

chlorin (klo'rin) [L. *chlo'rum* or *chlori'num*, from Gr. χλωρός green] A yellowish-green, gaseous element, of suffocating odor; symbol, Cl; atomic weight, 35.4, specific gravity, 2.45 It is disinfectant, decolorant, and an irritant poison It is used for disinfecting, fumigating, and bleaching, either in an aqueous solution or in the form of chlorinated lime. **c.-water** [L. *a'qua chlo'ri*], water charged with chlorin· antiseptic and cleansing. Dose, 10–20 min (0.666–1.333 c.c.).

chlorinated (klo'rin-a-ted) Charged with chlorin.

chlorisol (klo'ris-ol) A trade name for Dakin's solution of hypochlorite.

chlorite (klo'rīt). A salt of chlorous acid.

chlorlyptus (klōr-lip'tus). A synthesized chlorinated compound oil of eucalyptus containing 25 per cent. of chlorin. used as an antiseptic.

chloro-acetone (klo"ro-as'et-ōn) $CH_2Cl\,CO\,CH_3$, a lacrimating war gas

chloro-acetophenone (klo"ro-as-et-o-fe'nōn). $C_6H_5\,CO\,CH_2Cl$, a lacrimating war gas

chloro-anemia (klo"ro-an-e'me-ah). 1. Same as *chlorosis*. 2 Anemia associated with rickets, tuberculosis, cancer, syphilis, etc.

colorobrightism (klo-ro-brīt'izm). Chlorosis with albuminuria.

chlorobrom (klo'ro-brōm) A mixture of potassium bromid and chloralamid in licorice water: used as a hypnotic and in sea-sickness.

Chloroc'odon wheit'eii. An asclepiadaceous plant of subtropical Africa the root of which is alterative.

chlorocruorin (klo-ro-kru'o-rin). The green coloring-matter of worms.

chlorodyne (klo'ro-dīn) [*chloroform* + Gr. ὀδύνη pain]. A proprietary anodyne containing chloroform, hydrocyanic acid, capsicum, and cannabis. Dose, 5–10 min. (0.33–0.66 c.c.).

chlorodynomania (klo"ro-di-no-ma'ne-ah). Habitual use of chlorodyne as an intoxicant.

chloroform (klo'ro-form) [L. *chlorofor'mum*; from *chlorin* + *formyl*]. A colorless, volatile liquid, $CHCl_3$, of a strong ethereal smell and a sweetish, burning taste. It is formed by the action of chlorinated lime on methyl alcohol, It is a strong anesthetic, anodyne, and antispasmodic, and a good counterirritant. It is usually administered by inhalation. As an anodyne it may be given in small doses by the mouth It is also used in the form of a liniment in rheumatism, headache, and neuralgia. **acetone c.** See *chloretone*. **alcoholized c.**, a mixture of chloroform and alcohol. **Anschütz's c.**, a crystalline substance: called also *salicylid-chloroform:* gentle heat liberates a vapor of pure chloroform from it. **colloidal c.** See *desalgin*. **methyl c.**, an anesthetic. CH_3CCl_3· said to be safer than ordinary chloroform. **Pictet's c.**, chloroform purified by congelation at a very low temperature.

chloroformin (klo-ro-for'min). A poison (like etherin, benzenin, and xylenin) extractable by chloroform from tubercle bacilli: called also *chloroformobacillin*.

chloroformism (klo'ro-form-izm). 1 The habitual use of chloroform for its narcotic effect. 2. The anesthetic effect of the vapor of chloroform.

chlorogenin (klo-ro-jen'in). Same as *alstonin*.

chloroglobin (klo-ro-glo'bin) [Gr. χλωρός green + L *glo'bus* globe] A protein substance in the form of green, oily globules, derived from plant leaves by the action of resorcinol.

chloroiodolipol (klo"ro-i"o-dol'ip-ol) A disinfectant and antiseptic mixture of creosote and chlorinated phenol.

chlorol (klo'rol) A solution of common salt, hydrochloric acid, and mercuric bichlorid, each, 1 part, in a 3 per cent. copper sulphate solution in water, 100 parts.

chloroleukemia (klo"ro-lu-ke'me-ah). Chloromatous leukemia. See *chloroma*.

chlorolin (klo'ro-lin). An antiseptic and disinfectant solution of the chlorphenols.

chlorolymphosarcoma (klo"ro-lim"fo-sar-ko'mah). A form of chloroma attended by the presence of lymphocytes in the blood.

chloroma (klo-ro'mah) [Gr χλωρός green + -ωμα tumor] A disease marked by the formation of greenish growths on the periosteum of the bones of the face and skull, and attended by a blood-picture closely resembling leukemia. Called also *chlorosarcoma*, *chloroleukemia*, and *green cancer*.

chloromethylchloroformate (klo-ro-meth"il-klo-ro-for'māt). Palite, $ClCO_2.CH_2Cl$, a lethal war gas.

chloromorphin (klo-ro-mor'fin). A morphin product.

chloromyeloma (klo"ro-mi-el-o'mah). Chloroma attended with growths in the bone-marrow.

chloropercha (klo-ro-per'chah). A solution of gutta-percha in chloroform. It forms an insoluble, transparent, and non-conducting varnish, and is used as a filling for fine root-canals.

chlorophane (klo'ro-fān) [Gr. χλωρός green + φαίνειν to show]. A greenish-yellow chromophane or pigment obtainable from the retina.

chlorophenol (klo-ro-fe'nol). See *chlorphenol*.

chlorophenylmethylketone (klo"ro-fen-il-meth-il-ke'tōn). See *chloro-acetophenone*.

chlorophyl, chlorophyll (klo'ro-fil) [Gr. χλωρός green + φύλλον leaf]. The green coloring-matter of plants.

chloropia, chloropsia (klo-ro'pe-ah, klo-rop'se-ah) [Gr. χλωρός green + ὄψις vision]. A visual defect in which all objects appear green.

chloropicrin (klo-ro-pik'rin). Trichloronitromethane, CCl_3NO_2. A war gas that causes lacrimation and vomiting.

chloroplast, chloroplastid (klo'ro-plast, klo-ro-plas'tid) [Gr. χλωρός green + πλαστός form]. Any

one of the chlorophyl-bearing bodies of plants and animal cells.

chloropsia (klo-rop'se-ah). See *chloropia.*

chloroquinone (klo-ro-kwin'ōn). Any one of a series of compounds formed by the action of chlorin on quinone.

chlorosalol, chlorsalol (klo"ro-sal'ol, klor-sal'ol). Chlorphenol salicylate, $C_6H_4(OH)CO.OC_6H_4Cl$, an antiseptic used mainly in external applications. See *parachlorosalol.*

chlorosan (klo'ro-san). Same as *phyllosan.*

chlorosarcolymphadeny (klo"ro-sar"ko-lim-fad'en-e). Same as *chlorolymphosarcoma.*

chlorosarcoma (klo"ro-sar-ko'mah). Chloroma.

chlorosin (klo-ro'sin). An antiseptic chlorin and albumin compound: used in catarrh and cancer of the stomach.

chlorosis (klo-ro'sis) [Gr χλωρός green]. Green-sickness; a peculiar anemia mostly affecting girls about the age of puberty· so called from the greenish pallor of the skin It is an anemia of defective blood formation characterized by a great decrease of hemoglobin (achromia) accompanied by a slight decrease in number of red corpuscles The disease is marked by perverted appetite, digestive impairment, debility, dysmenorrhea, amenorrhea, and nervous disturbance **Egyptian c.**, ankylostomiasis **c. gigan'tea,** congenital chlorosis with obesity (Schonlein). **c. ru'bra,** chlorosis in which the skin reddens after exertion.

Chlorostig'ma stuckertia'num. A plant of the Argantine: used as a galactagogue

chlorotic (klo-rot'ik). Pertaining to or affected with chlorosis.

chlorous (klo'rus) Containing chlorin in a larger proportion than the chloric compounds.

chlorovinyldichloroarsin (klo"ro-vin"il-di-klo"-ro-ar'sin). $CHCl\,CH\,AsCl_2$ A vesicating and lethal war gas.

chloroxyl (klo-rok'sil). A proprietary name for cinchophen hydrochlorid, $C_6H_5.C_9H_5N\,CO_2H$ - HCl, a yellow crystalline powder used like atophan.

chloroxylonin (klo-roks-il'o-nin) An alkaloid, $C_{22}H_{31}NO_7$, from East Indian satinwood, *Chloroxylon swietenia* It is a local irritant.

chlorozone (klo'ro-zōn) [*chlorin* + *ozone*]. A yellow, disinfectant liquid obtained by the action of nascent chlorin upon a solution of caustic soda.

chlorphenol (klor-fe'nol) A substance, $C_6H_4Cl.OH$, prepared by the action of chlorin on phenol: antiseptic and antituberculotic, used by inhalation and as a local application. There may be mono-, di-, or trichlorphenols according as one, two, or three atoms of chlorin are joined to the molecule. The monochlorphenols may be ortho-, meta-, or para-, according to the position of the chlorin in the molecule. **c. red.** See under *red*

chlorpicrin (klor-pik'rin). Chloropicrin.

chlorsalol (klor-sal'ol) Salol with its hydrogen replaced by chlorin. See *chlorosalol.*

chlorsulphonic acid (klo"ro-sul-fon'ik). See under *acid.*

chlorum (klo'rum). Latin for *chlorin.*

chloruremia (klo-ru-re'me-ah) [*chlorid* + Gr οὖρον urine] Presence of urinary chlorids in the blood, chloridemia.

chloruria (klo-ru're-ah) [*chlorid* + Gr. οὖρον urine]. Presence of chlorids in the urine.

chloryl (klo'ril). A mixture of ethyl and methyl chlorids· used as a local and general anesthetic.

Ch. M. Abbreviation for *Chirurgiæ Magister,* Master of Surgery.

$C_6H_5NH_2$. Anilin.

CH_3NO_2. Carbamic acid.

$C_3H_5(NO_3)_3$. Nitroglycerin.

$C_5H_4N_4O_3$. Uric acid.

$C_5H_{11}NO_2$. Amyl nitrite.

C_8H_9NO. Acetanilid.

$C_9H_9NO_3$. Hippuric acid.

$C_6H_2(NO_2)_3OH$. Picric acid.

CH_2O. Formaldehyd.

CH_2O_2. Formic acid.

CH_4O. Methyl alcohol.

$C_2H_2O_4$. Oxalic acid.

$C_2H_4O_2$. Acetic acid.

C_3H_6O. Acetone.

$C_3H_6O_3$. Lactic acid.

$C_3H_8O_3$. Glycerol.

$C_4H_6O_2$. Crotonic acid.

$C_4H_6O_5$. Malic acid.

$C_4H_6O_6$. Tartaric acid.

$C_4H_8O_2$. Isobutyric acid.

$C_4H_8O_2$. Butyric acid.

$C_4H_{10}O$. Sulphuric ether.

$C_5H_{10}O_2$. Valerianic acid

$C_5H_{12}O$. Amyl alcohol.

C_6H_6O. Carbolic acid.

$C_6H_8O_7$. Citric acid.

$C_6H_{10}O_5$. Starch.

$C_6H_{12}O_6$. Grape-sugar.

$C_7H_4O_7$. Meconic acid.

$C_7H_6O_2$. Benzoic acid.

$C_7H_6O_3$. Salicylic acid.

$C_7H_6O_5$. Gallic acid.

$C_{12}H_{22}O_{11}$. Cane-sugar.

$C_{14}H_{10}O_9$. Tannic acid.

$C_{15}H_{10}O_4$. Chrysophanic acid

$C_{18}H_{34}O_2$. Oleic acid.

$C_{18}H_{36}O_2$. Stearic acid.

choana (ko'a-nah), pl *choa'næ* [L ; Gr. χοάνη funnel]. Any funnel-shaped cavity or infundibulum. **c. cer'ebri,** the infundibulum of the cerebrum. **c. na'rium,** the posterior nares.

choanal (ko'an-al). Pertaining to a choana.

choanoid (ko'an-oid) [Gr. χοάνη funnel + εἶδος form]. Funnel-shaped.

Choanotæ'nia infundibulifor'mis. The most important tapeworm of fowls.

choc en dome (shok an dom) [Fr] The dome-like, heaving impulse of the heart in aortic insufficiency.

choc en retour (shok an ret-oor') [Fr. "return-shock"]. 1. The impulse of the descending fetus against the finger in ballottement. 2. The alleged infection of a pregnant woman with syphilis derived through the fetus.

chocolate (chok'o-lāt) [L. *chocola'ta,* from Mexican *chocolatl*]. A dried paste prepared from the kernels of the cacao, *Theobro'ma caca'o,* with sugar and flavoring substances. With hot water or hot milk it forms a nutritious table beverage: it is extensively used in confectionery. **c. cyst.** See under *cyst.*

$C_2H_5.OH$. Ethyl alcohol.

C_6H_5OH. Carbolic acid.

$C_6H_4.OH.COOH$. Salicylic acid.

choke, cerebral (chōk). An obstruction of the esophagus with a foreign body in animals. **ophthalmovascular c.,** interference with the blood-supply of the retina due to pressure of the retinal vessels against one another. **thoracic c.,** obstruction of the thoracic part of the esophagus with a foreign body.

choke cherry. See *Prunus virginiana.*

choked disk (chōkt). See under *disk.*

choking (cho'king). Mechanic obstruction of the glottis, larynx, or trachea.

cholæmia (ko-le'me-ah). See *cholemia.*

cholagogia (ko-la-go'je-ah) [See *cholagogue*]. Expulsion of bile from the gall-bladder.

cholagogue (ko'la-gog) [Gr. χολή bile + ἄγειν to lead]. 1. Causing increased evacuation of bile. 2. A medicine which increases the flow of bile. The most important cholagogues are aloes, calomel, colocynth, jalap, rhubarb, podophyllum, and sodium phosphate.

cholalic acid (ko-lal'ik). See *acid*.

cholaligenic (ko-lal-ij-en'ik) [*cholalic* acid + Gr. γεν- to produce]. Forming cholalic acid from cholesterol—one of the functions of the liver.

cholangeitis (ko-lan-ji'tis)[Gr. χολή bile + ἀγγεῖον vessel]. Inflammation of the bile-ducts. **c. lenta,** chronic infectious cholangeitis without stones.

cholangiogastrostomy (ko-lan"je-o-gas-tros'to-me) [Gr χολή bile + ἀγγεῖον vessel + γαστήρ stomach + στόμα mouth]. Operative formation of an anastomosis between one of the bile ducts and the stomach.

cholangiostomy (ko"lan-je-os'to-me) [Gr. χολή bile + ἀγγεῖον vessel + στόμα mouth]. The formation of a fistula into the gall-bladder.

cholangiotomy (ko"lan-je-ot'o-me) [Gr. χολή bile + ἀγγεῖον vessel + τομή a cutting]. The incision of an intrahepatic bile-duct for the removal of gall-stones.

cholangitis (ko-lan-ji'tis). See *cholangeitis*.

cholascos (ko-las'kos) [Gr. χολή bile + ἀσκός bag]. Effusion of bile into the peritoneal cavity (Ponfick).

cholate (ko'lāt). A salt or ester of cholic acid.

cholauxanol (kol-oks'an-ol). A proprietary mixture of non-alcoholic fluidextract of taraxacum, rheum, cheledonium, etc., for gall-stones and digestive disorders.

cholecyanin (ko-le-si'an-in). Bilicyanin.

cholecyst (ko'le-sist) [Gr. χολή bile + κύστις cyst]. The gall-bladder.

cholecystalgia (ko"le-sis-tal'je-ah) [*cholecyst* + Gr. ἄλγος pain] Biliary colic.

cholecystectasia (ko"le-sis-tek-ta'ze-ah) [Gr. χολή bile + κύστις cyst + ἔκτασις distention]. Distention or stretching of the gall-bladder.

cholecystectomy (ko"le-sis-tek'to-me) [*cholecyst* + Gr. ἐκτομή excision]. Surgical removal of the gall-bladder.

cholecystendysis (ko"le-sis-ten'dis-is) [*cholecyst* + Gr. ἔνδυσις entrance] The operation of excising a gall-stone from the gall-bladder, followed by suturing the opening in the gall-bladder and anchoring it to the abdominal incision, which is closed over it.

cholecystentero-anastomosis (ko"le-sist-en"ter-o-an-as-to-mo'sis). Same as *cholecystenterostomy*.

cholecystenterorrhaphy (ko"le-sis-ten-ter-or'af-e) [*cholecyst* + *enterorrhaphy*]. The operation of suturing together the gall-bladder and the small intestine in cases of biliary fistula, etc.

cholecystenterostomy (ko"le-sis-ten-ter-os'to-me) [Gr. χολή bile + κύστις cyst + ἔντερον bowel + στόμα mouth]. The making of an artificial opening from the gall-bladder to the intestine.

cholecystgastrostomy (ko-le-sist-gas-tros'to-me). Cholecystogastrostomy.

cholecystic (ko-le-sis'tik). Pertaining to the gall-bladder.

cholecystitis (ko"le-sis-ti'tis) [Gr. χολή bile + + κύστις bladder + -ιτις inflammation]. Inflammation of the gall-bladder.

cholecyst-nephrostomy (ko"le-sist-nef-ros'to-me) [*cholecyst* + *nephrostomy*]. The operation of forming anastomosis of the gall-bladder into the pelvis of the right kidney, for the purpose of excluding the bile from the intestines.

cholecystocolostomy (ko-le-sis"to-ko-los'to-me) [*cholecyst* + *colostomy*]. The surgical formation of a passage from gall-bladder to colon.

cholecystocolotomy (ko-le-sis"to-ko-lot'o-me) [*cholecyst* + *colotomy*]. Surgical incision of the gall-bladder and colon.

cholecystoduodenostomy (ko-le-sis"to-du-o-den-os'to-me) [*cholecyst* + *duodenostomy*]. Surgical formation of a communication between the gall-bladder and the duodenum.

cholecystogastrostomy (ko-le-sis"to-gas-tros'to-me) [*cholecyst* + *gastrostomy*]. The operation of forming a communication between the gall-bladder and the stomach.

cholecystography (ko"le-sis-tog'-raf-e) [*cholecyst*+ Gr. γράφειν to write] Examination of the gall-bladder which has been made opaque to the Roentgen ray by the injection into the blood-stream of substances which are excreted into the bile.

cholecysto-ileostomy (ko-le-sis"to-il-e-os'to-me) [*cholecyst* + *ileostomy*] The establishment of an opening between the gall-bladder and the ileum.

cholecystojejunostomy (ko-le-sis"to-je-ju-nos'-to-me) [*cholecyst* + *jejunostomy*]. Surgical formation of an artificial communication between the gall-bladder and the jejunum.

cholecystolithiasis (ko-le-sis"to-lith-i'as-is) [*cholecyst* + *lithiasis*]. Presence of gall-stones in the gall-bladder.

cholecystolithotripsy (ko-le-sis"to-lith'o-tripse) [*cholecyst* + *lithotripsy*]. The crushing of gall-stones in the cholecyst.

cholecystomy (ko-le-sis'to-me). Cholecystotomy.

cholecystonephrostomy (ko-le-sis"to-nef-ros'to-me). Cholecyst-nephrostomy.

cholecystopexy (ko-le-sis'to-peks-e) [*cholecyst* + Gr πῆξις fixation]. The operation of suturing the gall-bladder to the abdominal wall.

cholecystorrhaphy (ko"le-sis-tor'af-e) [*cholecyst* + Gr ῥαφή suture]. The suturation of the gall-bladder.

cholecystostomy (ko"le-sis-tos'to-me) [*cholecyst* + Gr στόμα mouth] The surgical creation of a permanent opening into the gall-bladder through the abdominal wall

cholecystotomy (ko"le-sis-tot'o-me) [*cholecyst* + Gr. τομή cut]. The surgical incision of the gall-bladder.

choledochectomy (ko-led-o-kek'to-me) [*choledochus* + Gr. ἐκτομή excision]. Excision of a portion of the common bile-duct.

choledochendysis (ko"led-ok-en'dis-is) [*choledochus* + Gr. ἔνδυσις entrance]. Same as *choledocholomy*.

choledochitis (ko-led-o-ki'tis). Inflammation of the common bile-duct, or ductus choledochus.

choledochoduodenostomy (ko-led"o-ko-du-o-den-os'to-me) [*choledochus* + *duodenostomy*] The surgical formation of an opening between the bile-duct and the duodenum

choledocho-enterostomy (ko-led"o-ko-en-ter-os'to-me) [*choledochus* + *enterostomy*]. The surgical creation of a passage from the bile-duct to the intestine.

choledocholithiasis (ko-led"o-ko-lith-i'as-is) [*choledochus* + *lithiasis*]. The occurrence of calculi in the biliary ducts.

choledocholithotomy (ko-led"o-ko-lith-ot'o-me) [*choledochus* + *lithotomy*]. The operation of incising the common bile-duct for the removal of stone.

choledocholithotripsy (ko-led"o-ko-lith'o-tripse) [*choledochus* + *lithotripsy*]. The crushing of a gall-stone within the bile-duct.

choledochoplasty (ko-le-do'ko-plas-te). The performance of a plastic operation on a bile-duct, as for biliary fistula.

choledochorrhaphy (ko"led-o-kor'af-e) [*choledochus* + Gr. ῥαφή suture]. The operation of suturing the incised common duct

choledochostomy (ko"led-o-kos'to-me) [*choledochus* + Gr. στόμα mouth]. The surgical formation of an opening into the bile-duct.

choledochotomy (ko"led-o-kot'o-me) [*choledochus* + Gr. τέμνειν to cut]. Surgical incision for suturation of the gall-duct.

choledochus (ko-led'o-kus) [Gr. χολή bile + δέχεσθαι to receive]. The ductus choledochus, or common bile-duct.

choleglobin (ko-le-glo'bin). The supposed antecedent of bile-pigment resulting from decomposition of blood-pigment.

cholehematin (ko-le-hem'at-in). A red pigment found in the bile of herbivorous animals. It is derived from chlorophyl and is the same as phylloerythrin and bilipurpurin.

cholehemia (ko-le-he'me-ah). Same as *cholemia*.

choleic (ko-le'ik). Pertaining to or derived from the bile.

choleic acid (ko-le'ik). See under *acid*.

cholelith (ko'le-lith) [Gr. χολή bile + λίθος stone]. A gall-stone, or biliary calculus.

cholelithiasis (ko"le-lith-i'as-is) [Gr. χολή bile + *lithiasis*]. A diathesis favoring the formation of biliary calculi; the presence or formation of biliary concretions.

cholelithic (ko-le-lith'ik). Pertaining to or caused by gall-stones.

cholelithotomy (ko"le-lith-ot'o-me) [Gr. χολή bile + *lithotomy*] Removal of gall-stones by means of an incision.

cholelithotripsy (ko-le-lith'o-trip-se). Same as *cholelithotrity*

cholelithotrity (ko"le-lith-ot'rit-e) [*cholelith* + Gr. τρίβειν to crush]. The crushing of biliary calculi.

cholelithurin (ko"le-lith-u'rin). A preparation of fresh bile employed in the treatment of cholelithiasis.

cholemia, cholæmia (ko-le'me-ah) [Gr. χολή bile + αἷμα blood] The presence of bile or bile-pigments in the blood.

choleperitoneum (ko"le-per-it-o-ne'um) [Gr. χολή bile + *peritoneum*]. The presence of bile in the peritoneum resulting from rupture of the bile passages called also *biliary peritonitis*.

cholepoetic, cholepoietic (ko-le-po-et'ik, -poi-et-ik) [Gr. χολή bile + ποιεῖν to make]. Secreting bile.

choleprasin (ko-le-pra'sin). One of the pigments of bile

cholepyrrhin (ko-le-pir'in) [Gr. χολή bile + πυρρός yellowish-red] Same as *biliphein*.

cholera (kol'er-ah) [Gr. χολέρα, from χολή bile]. An acute infectious disease, chiefly epidemic, marked by copious watery alvine discharges, cramps, prostration, and suppression of the urine. The contagion of the disease is due to the *Spirillum* (*Vibrio*) *choleræ asiaticæ*, which is contained in the discharges from the bowels, and becomes disseminated by means of drinking-water. The disease is very fatal, death resulting from convulsions and exhaustion or from congestion of the lungs. Called also *Asiatic c.*, *Indian c.*, *algid c.*, *asphyctic c.*, *epidemic c.*, *malignant c.*, and *pestilential c.* **automatic c.**, cholera characterized by movements which appear to be intentional, but which can be proved to be entirely independent of the patient's volition. **bilious c., European c.**, a less dangerous cholera, characterized by violent and painful vomiting and by copious bilious stools. Called also *c. nostras*, *simple c.*, *sporadic c.*, etc. **chicken-c.**, a fatal epidemic disease of fowls, with inflammation of the lymphatic glands and digestive organs, caused by the *Pasteurella aviseptica*. **English c.**, cholera morbus. **epidemic c.**, Asiatic cholera. **fowl-c.** See *chicken-c.* **hog-c.**, an infectious communicable disease of swine occurring in epizootics and caused by a filterable virus. It is marked by fever, loss of appetite, emaciation, ulceration of the intestines, diarrhea, and ecchymosis in the kidney and on the skin of the ventral surface of the body. Cf. *swine-plague* and *salmonellosis*. **c. infan'tum**, a common, and often fatal, non-contagious diarrhea of young children prevailing in the summer months. **malignant c.**, Asiatic cholera. **c. morbus**, acute gastro-enteritis, with diarrhea, cramps, and vomiting, occurring in summer or autumn, and usually caused by improper food. **c. nos'tras.** Same as *c. morbus*. **c. nos'tras paratypho'sa.** See *gastro-enteritis paratyphosa*. **pandemic c.**, Asiatic cholera. **c. red**, a red pigment, obtainable from the cholera spirillum. See *cholera red test*, under *tests*. **c. of sheep**, an epizootic and enzootic disease of sheep of Scotland occurring in August and September and affecting lambs of that year. It is marked by swelling of the head in the parotid region and sometimes by jaundice. Called also *jaundice*, *yellows*, *headgrit*, and *plocach*. **c. sic'ca**, cholera in which death takes place before diarrhea has occurred. **spasmodic c.**, Asiatic cholera. **sporadic c.**, a disease with symptoms like Asiatic cholera, produced by the *Vibrio massowah*. **summer c.**, cholera morbus. **typhoid c.**, a malignant form of Asiatic cholera marked by extreme depression. **water-borne c.**, cholera disseminated by drinking-water. **winter c.**, a mild diarrheal disease of unknown cause.

cholera reaction, cholera red reaction. See under *reaction*.

choleraic (kol-er-a'ik). Of, pertaining to, or of the nature of, cholera.

cholerase (kol'er-ās). An enzyme developed by the spirillum of cholera and capable of destroying it.

choleresis (ko-ler-e'sis) [Gr. χολή bile + ἐρησις removal]. The excretion of bile by the liver, as distinguished from cholagogia, the expulsion of bile from the gall-bladder (Brugsch and Horsters).

choleretic (ko-ler-et'ik). An agent which stimulates excretion of bile by the liver.

choleriform (ko-ler'if-orm) [*cholera* + L. *for'ma* form]. Resembling cholera.

cholerigenous (kol-er-ij'en-us). Causing cholera.

cholerine (kol'er-in). 1. The earliest stage of epidemic cholera. 2. A comparatively mild form of sporadic cholera, sometimes closely simulating Asiatic cholera, but not often of a fatal issue.

cholerization (kol-er-iz-a'shun). Protective inoculation with cholera.

choleroid (kol'er-oid). Like cholera.

cholerol (kol'er-ol). A proprietary preparation said to be the same as *enteronol*.

choleromania, cholerophobia (kol"er-o-ma'ne-ah, kol"er-o-fo'be-ah) [Gr. χολέρα cholera + μανία madness or φόβος fear]. Morbid dread of cholera.

cholerophobia (kol-er-o-fo'be-ah) [*cholera* + Gr. φόβος fear]. An abnormal dread of cholera.

cholerrhagia (kol-er-a'je-ah) [Gr. χολή bile + ῥαγία flow]. A flow of bile.

cholerythrin (kol-er'ith-rin) [Gr. χολή bile + ἐρυθρός red]. Same as *bilirubin*.

cholerythrogen (kol-er'ith-ro-jen). A substance which is split up into cholerythrin.

cholesteatoma (ko"les-te-at-o'mah) [Gr. χολή bile + στέαρ fat]. 1. A fatty cystic tumor, of a crystalline structure, occurring mainly in the brain. 2. A tumor of the middle ear the mucous membrane of which assumes a skin-like character, becomes inflamed, and degenerates.

cholesteatomatous (ko"les-te-at-o'mat-us). Relating to or of the nature of cholesteatoma.

cholesterase (ko-les'ter-ās). A ferment which splits up cholesterol.

cholesteremia, cholesteræmia (ko-les-ter-e'me-ah) [*cholesterin* + Gr. αἷμα blood]. Excess of cholesterol in the blood.

cholesterin (ko-les'ter-in). Same as *cholesterol*.

cholesterinemia (ko-les''ter-in-e'me-ah). Cholesteremia.

cholesterinic acid (ko-les-ter-in'ik). See under *acid*.

cholesterinuria (ko-les''ter-in-u're-ah) [*cholesterin* + Gr. *οὖρον* urine]. The presence of cholesterol in the urine.

cholesterohydrothorax (ko-les''ter-o-hi-dro-tho'rax). Hydrothorax, the fluid of which contains cholesterol crystals.

cholesterol (ko-les'ter-ol) [Gr. *χολή* bile + *στερεός* solid]. A fat-like, pearly substance, a monatomic alcohol, $C_{27}H_{45}OH$, crystallizing in the form of acicular crystals, and found in all animal fats and oils, in bile, blood, brain tissue, milk, yolk of egg, the medullated sheaths of nerve-fibers, the liver, kidneys, and suprarenal bodies. It constitutes a large part of the most frequently occurring type of gall-stones and occurs in atheroma of the arteries, in tuberculous cysts, and in carcinomatous tissue. It is said to have the power of neutralizing snake-venoms and of immunizing against them

cholesterolemia (ko-les''ter-ol-e'me-ah) [*cholesterol* + Gr. *αἷμα* blood]. Same as *cholesteremia*.

cholesteroluria (ko-les-ter-ol-u're-ah) [*cholesterol* + Gr. *οὖρον* urine]. Presence of cholesterol in the urine; cholesterinuria.

cholesterone (ko-les'ter-ōn). A ketone produced by the oxidation of cholesterol

choletelin (ko-let'e-lin) [Gr *χολή* bile + *τέλος* end]. A yellow pigment, $C_{16}H_{18}N_2O_6$, the final result of the oxidation of bilirubin, bilixanthin.

choletherapy (ko-le-ther'ap-e) [Gr. *χολή* bile + *therapy*]. Treatment by the administration of bile.

choleuria (ko-le-u're-ah) [Gr. *χολή* bile + *οὖρον* urine]. The presence of bile in the urine, choluria.

choleval (ko'le-val). A 10 per cent colloidal silver preparation containing sodium cholate

choleverdin (ko-le-ver'din). Bilicyanin.

cholic acid (ko'lik). See *cholalic acid*, under *acid*.

cholin (ko'lin) [Gr. *χολή* bile] A ptomain, hydroxyethyl trimethyl ammonium hydroxid, $HO(CH_2)_2N(CH_3)_3OH$, derivable from many animal and some vegetable tissues. It is somewhat poisonous. In a 5 per cent. solution it has proved serviceable in diphtheria. Called also *amanitin*, *bilineurin*, and *sincalin*. **c. borate.** See *enzytol*.

cholochrome (kol'o-krōm) [Gr. *χολή* bile + *χρῶμα* color] Any biliary pigment.

cholocyanin (kol-o-si'an-in) [Gr. *χολή* bile + *κύανος* blue]. Bilicyanin.

chologen (kol'o-jen). A remedy for gall-stones, consisting of a preparation of mercury, podophyllin, melissa, camphor, and caraway.

chologenetic (kol-o-jen-et'ik) [Gr. *χολή* bile + *γεννᾶν* to produce]. Producing bile.

chologestin (ko-lo-jes'tin). A proprietary intestinal antiseptic and hepatic stimulant.

cholohematin, cholohæmatin (kol-o-hem'at-in). Same as *cholehematin*

cholohemothorax (ko''lo-hem-o-tho'rax) [Gr. *χολή* bile + *αἷμα* blood + *θῶραξ* chest]. Presence of bile and blood in the thorax.

chololith (kol'o-lith) [Gr. *χολή* bile + *λίθος* stone]. A biliary calculus or gall-stone.

chololithiasis (kol''o-lith-i'as-is). Cholelithiasis.

chololithic (kol-o-lith'ik) Pertaining to gall-stones.

choloplania (kol-o-pla'ne-ah) [Gr. *χολή* bile + *πλάνη* wandering]. Bile in the blood and tissues; jaundice.

cholorrhea (kol-o-re'ah) [Gr. *χολή* bile + *ῥοία* flow]. Profuse secretion of bile

choloscopy (ko-los'ko-pe) [Gr. *χολή* bile + *σκοπεῖν* to see]. Examination of the biliary system or testing of the biliary function.

choluria (ko-lu're-ah) [Gr. *χολή* bile + *οὖρον* urine]. The presence of bile in the urine; discoloration of the urine with bile.

chondral (kon'dral). Pertaining to cartilage.

chondralgia (kon-dral'je-ah) [Gr. *χόνδρος* cartilage + *ἄλγος* pain]. Pain in the cartilages.

chondralloplasia (kon-dral-o-pla'se-ah) [Gr. *χόνδρος* cartilage + *ἄλλος* other + *πλάσσειν* to form]. Chondrodysplasia

chondrectomy (kon-drek'to-me) [Gr. *χόνδρος* cartilage + *ἐκτομή* excision]. Surgical removal of a cartilage.

chondric (kon'drik) [Gr. *χόνδρος* cartilage]. Cartilaginous, of or relating to cartilage.

chondrification (kon''drif-ik-a'shun) [Gr. *χόνδρος* cartilage + L. *fa'cere* to make] The formation of cartilage; transformation into cartilage.

chondrigen (kon'drij-en) See *chondrogen*

chondriglucose (kon-dri-glu'kōs) [Gr. *χόνδρος* cartilage + *glucose*]. A glucose prepared from cartilage by boiling in acidulated water.

chondrin (kon'drin) [Gr *χόνδρος* cartilage] A protein, resembling gelatin, from cartilage (John Muller, 1837). It is considered to be a mixture of gelatin and mucin.

chondrioconte, chondriokonte (kon'dre-o-kont) A rod-shaped chondriosome.

chondriome (kon'dre-ōm). Same as *mitochondria*.

chondriomere (kon'dre-o-mēr). Same as *cytomere*

chondriomite (kon'dre-o-mīt). A thread-shaped chondriosome.

chondriosome (kon'dre-o-sōm) [Gr. *χόνδρος* cartilage + *σῶμα* body] Any one of the structures occurring in the cytoplasm of cells in the form of minute granules, rods, and threads and regarded as important organs of the cell. Cf. *mitochondria*.

chondriosphere (kon'dre-o-sfēr). A spherical chondriosome.

chondritis (kon-dri' is) [Gr *χόνδρος* cartilage + *-ιτις* inflammation]. Inflammation of cartilage.

chondro-adenoma (kon''dro-ad-en-o'mah). An adenoma containing cartilaginous elements.

chondro-angioma (kon''dro-an-je-o'mah). A tumor containing the tissues of a chondroma and an angioma

chondroblast (kon'dro-blast) [Gr *χόνδρος* cartilage + *βλαστός* germ]. An embryonic cell of the tissue whence cartilage is developed

chondroblastoma (kon''dro-blas-to'mah) [*chondroblast* + Gr. *-ωμα* tumor]. A tumor the cells of which tend to differentiate into cartilage cells. The term includes chondroma and chondrosarcoma.

chondrocarcinoma (kon''dro-kar-sin-o'mah). A carcinoma containing cartilaginous elements in its stroma.

chondroclast (kon'dro-klast) [Gr. *χόνδρος* cartilage + *κλάειν* to break] Any giant-cell of the class concerned in the absorption of cartilage.

chondroconia (kon-dro-ko'ne-ah) [Gr. *χόνδρος* cartilage + *κόνις* dust]. Schridde's granules. See under *granule*.

chondrocostal (kon-dro-kos'tal) [Gr. *χόνδρος* cartilage + L. *cos'ta* rib]. Of or pertaining to the ribs and costal cartilages.

chondrocranium (kon-dro-kra'ne-um) [Gr. *χόνδρος* cartilage + *κρανίον* head]. The cartilaginous cranial structure of the embryo.

chondrocyte (kon'dro-sīt) [Gr. *χόνδρος* cartilage + *κύτος* cell]. A cartilage cell.

Chondrodendron (kon-dro-den'dron). A genus of climbing menispermaceous shrubs. *C. tomento'sum* affords pareira.

chondrodermati'tis nodula'ris chron'ica hel'icis. A condition marked by the formation of a round nodular growth on the helix of the ear.

chondrodynia (kon-dro-din'e-ah) [Gr. *χόνδρος* cartilage + *ὀδύνη* pain]. Pain in a cartilage.

chondrodysplasia (kon"dro-dis-pla'se-ah) [Gr. χόνδρος cartilage + δυς bad + πλάσσειν to form] Abnormality of cartilage growth with the formation of cartilaginous growths in the skeletal system.

chondrodystrophia (kon"dro-dis-tro'fe-ah) [Gr. χόνδρος cartilage + δυς- ill + τροφή nutrition]. Kaufmann's term for fetal rickets, or achondroplasia. See *achondroplasia*.

chondrodystrophy (kon-dro-dis'tro-fe). Chondrodystrophia **hereditary deforming c.** Same as *exostosis multiplex cartilaginea* **hyperplastic c.**, chondrodystrophy with excessive growth of the epiphyses **hypoplastic c.**, chondrodystrophy in which the bone is spongy and the epiphyses are irregularly developed.

chondro-endothelioma (kon"dro-en-do-the-le-o'mah). An endothelioma containing cartilaginous tissue.

chondrofibroma (kon"dro-fi-bro'mah) [*chondroma* + *fibroma*] Chondroma with fibrous elements.

chondroform (kon'dro-form). A preparation of chondrus with antiseptics, used as an antiseptic lubricant.

chondrogen (kon'dro-jen) [Gr. χόνδρος cartilage + γεννᾶν to produce] A substance regarded as the basis of cartilage and of the corneal tissue, boiling turns it into chondrin.

chondrogenesis (kon-dro-jen'es-is) [Gr. χόνδρος cartilage + γένεσις development] The formation of cartilage.

chondroglossus (kon-dro-glos'us). See *muscles, table of*

chondroglucose (kon-dro-glu'kōs) A sugar formed by the action of hydrochloric acid on chondrin.

chondrography (kon-drog'raf-e) [Gr. χόνδρος cartilage + γράφειν to write]. A description or account of the cartilages.

chondroid (kon'droid) [Gr. χόνδρος cartilage + εἶδος form]. 1. Resembling cartilage. 2. Same as *amyloid*.

chondroin (kon'dro-in). An amorphous alkaloid, $C_{18}H_{21}NO_4$, from the bark of *Nectandra rodiæi*.

chondroitic (kon-dro-it'ik). Pertaining to, derived from, or resembling cartilate. **c. acid.** See under *acid*

chondroitin (kon-dro'it-in). A substance resembling gum arabic, $C_{18}H_{27}NO_{14}$, formed, together with sulphuric acid, by the decomposition of chondroitic acid Upon hydrolysis it yields glucuronic acid and glucosamin

chondroituria (kon"dro-it-u're-ah). The presence of chondroitic acid in the urine.

chondroline (kon'dro-lin) A proprietary antiseptic and lubricant preparation of chondrus.

chondrolipoma (kon"dro-lip-o'mah). A tumor containing cartilaginous and fatty tissue.

chondrology (kon-drol'o-je) [Gr. χόνδρος cartilage + λόγος discourse]. The sum of knowledge in regard to the cartilages.

chondroma (kon-dro'mah) [Gr. χόνδρος cartilage + -ωμα tumor]. A cartilaginous tumor of slow growth **c. sarcomato'sum**, chondrosarcoma.

chondromalacia (kon"dro-mal-a'se-ah) [Gr. χόνδρος cartilage + μαλακία softness]. Preternatural softness of the cartilages. **c. fœta'lis**, a condition in which the limbs of the fetus are soft and pliable.

chondromatous (kon-dro'mat-us). Pertaining to or of the nature of cartilage.

chondromitome (kon-dro-mi'tōm) [Gr. χόνδρος cartilage + μίτος thread]. The paranucleus.

chondromucin (kon-dro-mu'sin). A dense homogeneous intercellular substance in cartilage, being a compound of a protein with chondroitic acid.

chondromucoid (kon-dro-mu'coid). Chondromucin.

chondromyoma (kon"dro-mi-o'mah). Myoma with cartilaginous elements.

chondromyxoma (kon"dro-miks-o'mah). Myxoma containing cartilaginous elements.

chondromyxosarcoma (kon"dro-miks-o-sar-ko'mah). A sarcoma containing cartilaginous and mucous tissues.

chondro-osseous (kon"dro-os'e-us). Composed of cartilage and bone.

chondropharyngeus (kon"dro-far-in'je-us). The middle constrictor muscle of the pharynx. See *muscles, table of*.

chondrophyte (kon'dro-fīt) [Gr. χόνδρος cartilage + φυτόν a growth]. A cartilaginous growth at the articular extremity of a bone.

chondroplast (kon'dro-plast) [Gr. χόνδρος cartilage + πλάσσειν to mold]. Same as *chondroblast*.

chondroplastic (kon-dro-plas'tik). Pertaining to plastic operations on cartilage.

chondroplasty (kon'dro-plas-te) [Gr. χόνδρος cartilage + πλάσσειν to form]. Plastic surgery on cartilage, repair of lacerated or displaced cartilage.

chondroporosis (kon"dro-po-ro'sis) [Gr. χόνδρος cartilage + πόρος a passage]. The formation of spaces or sinuses in the cartilages: it occurs normally during ossification.

chondroprotein, chondroproteid (kon-dro-pro'te-in, -pro'te-id) One of a series of glucoproteins, comprising lardacein and chondromucoid. They furnish chondroitic acid on decomposition.

chondrosamin (kon-dro'sam-in). Galactosamin.

chondrosarcoma (kon"dro-sar-ko'mah) [*chondroma* + *sarcoma*]. Sarcoma with cartilaginous elements; a cartilaginous tumor characterized by rapidity of growth.

chondroseptum (kon-dro-sep'tum) [Gr. χόνδρος cartilage + *septum*]. The cartilaginous part of the nasal septum.

chondrosin (kon'dro-sin). A gummy substance with reducing properties, $C_{12}H_{21}NO_{11}$, formed by the hydrolysis of chondroitin.

chondrosis (kon-dro'sis) [Gr. χόνδρος cartilage]. The formation of cartilaginous tissue.

chondroskeleton (kon"dro-skel'et-on). A cartilaginous skeleton.

chondrosome (kon'dro-sōm) [Gr. χόνδρος cartilage + σῶμα body] Same as *mitochondria*.

chondrosternal (kon-dro-ster'nal). Pertaining to the costal cartilage and the sternum.

chondrotome (kon'dro-tōm). An instrument for cutting the cartilages

chondrotomy (kon-drot'o-me) [Gr. χόνδρος cartilage + τέμνειν to cut]. The dissection or surgical division of cartilage.

chondroxiphoid (kon-dro-zi'foid) [Gr. χόνδρος cartilage + *xiphoid*]. Pertaining to the ensiform cartilage.

Chondrus (kon'drus) [L.; Gr. χόνδρος gristle]. A genus of seaweeds, *Chon'drus cris'pus* and *Gigarti'na mamillo'sa*, algæ known as carrageheen, or Irish moss. It is demulcent and nutritive, and is used in chronic bronchial affections, and in diarrhea, dysentery, and renal disorders.

Chopart's amputation, etc. (sho-parz') [François *Chopart*, French surgeon, 1743–1795]. See *amputation*, etc.

chord (kord). See *cord*.

chorda (kor'dah), pl. *chor'dæ* [Gr. χορδή cord]. Any cord or sinew. **c. dorsa'lis**, the notochord. **c. obli'qua** [B N A], the round ligament of the forearm. **c. spermat'ica**, the spermatic cord. **c. spina'lis**, the myelon, or spinal cord. **c. tendin'eæ**, the tendinous strings which connect the columnæ carneæ of the heart-ventricles with the auricular valves. **c. tym'pani**. See *nerves, table of*. **c. umbilica'lis**. See *umbilical cord*. **c. voca'les**, the vocal cords. See *cord*. **c. willis'ii**, Willis' cords: small white bands which cross

the lumen of the superior longitudinal sinus of the brain.

chordal (kor'dal). Pertaining to any chorda (chiefly used of the notochord).

chordate (kor'dāt). An animal which possesses a notochord.

chordee (kor-dee') [Fr. *cordée* corded]. Painful curved erection of the penis in gonorrhea.

chorditis (kor-di'tis) [Gr. χορδή cord] Inflammation of a vocal or spermatic cord. **c. canto'rum,** inflammation of the vocal cords in professional singers. **c. fibrino'sa,** acute laryngitis marked by the deposition of fibrin and the formation of erosions on the vocal cords. **c. nodo'sa, c. tubero'sa,** a disease marked by the formation of a small whitish nodule on one or both vocal cords. **c. voca'lis,** inflammation of the vocal cords. **c. voca'lis infe'rior,** chronic subglottic laryngitis.

chordoblastoma (kor"do-blas-to'mah) [Gr. χορδή cord + βλάστος germ + -ωμα tumor]. A tumor the cells of which tend to differentiate into cells like those of the notochord.

chordoid (kor'doid). Resembling the notochord of the embryo.

chordoma (kor-do'mah) [Gr. χορδή cord + -ωμα tumor] A form of chondroma of the body of a vertebra or of the sphenoid bone: apparently originating in persistent remains of the embryonic notochord. Called also *ecchondrosis physaliformis.*

chordopexy (kor'do-pek-se). Cordopexy.

chordoskeleton (kor-do-skel'et-on) [*chorda* + *skeleton*]. That portion of the bony skeleton which is formed around the notochord.

chordotomy (kor-dot'o-me). Surgical division of the anterolateral columns of the spinal cord.

chorea (ko-re'ah) [L.; Gr. χορεία dance]. St. Vitus' dance: a convulsive nervous disease, with involuntary and irregular jerking movements, it is attended with irritability and depression, and with mental impairment. It occurs especially in early life, affecting girls more frequently than boys. It is often hereditary, and sometimes occurs in epidemics. **automatic c.,** a disease characterized by the performance of actions which seem to be intentional, but which are really performed independently of the will in response to some impulse or external stimulus. **Bergeron's c.,** a disease characterized by violent rhythmic spasms, but running a benign course **buttonmakers' c.,** an occupation neurosis observed in buttonmakers. **chronic c.,** a hereditary affection of adults marked by irregular movements, speech disturbances, and dementia; called also *Huntington's c.* **c. cor'dis,** chorea with great irregularity of the heart's action. **dancing c.,** saltatory chorea. **degenerative c.** Same as *chronic c.* **diaphragmatic c.,** the utterance of a peculiar cry in cases of painless tic. **c. dimidia'ta,** hemichorea. **electric c.,** a variety with violent and sudden movements, progressing, as a rule, from bad to worse, and often characterized by atrophy and muscular paralysis Called also *Dubini's disease.* **epidemic c.,** dancing mania. **c. fes'tinans, c. procursi'va,** old names for ataxia with festination; paralysis agitans. **fibrillary c.,** fibrillary contractions of various muscles; paramyoclonus. **c. gravida'rum,** chorea with symptoms similar to those of the ordinary form, seen in pregnancy. **habit c.,** tic. **hemilateral c.** See *hemichorea.* **Henoch's c.,** spasmodic tic. **hereditary c.** See *chronic c.* **Huntington's c.** See *chronic c.* **hysteric c.** Same as *c. major.* **imitative c.,** a pseudochorea, or hysteric affection; a kind of habit-spasm due to imitation. **c. insa'niens,** chorea with symptoms of insanity: chiefly seen in pregnant women. **laryngeal c.** Same as *diaphragmatic c.* **limp c.,** a condition in which chorea is associated with paralysis; called also *c. mollis.* **local c.,** occupation neurosis. **c. ma'jor,** hysteria with continuous and somewhat regular oscillatory movements. **malleatory c.,** rhythmic chorea in which the patient performs persistent movements of hammering. **maniacal c.,** chorea insaniens. **methodic c.,** a variety in which the movements take place at regular intervals, called also *rhythmic c.* **mimetic c.,** that which is caused by imitation. **c. mi'nor,** the ordinary chorea with comparatively moderate convulsive movements (Sydenham, 1686). **c. mol'lis.** See *limp c.* **Morvan's c.,** fibrillary contractions of the muscles of the calves and posterior part of the thighs, sometimes extending to the trunk, but never affecting the neck and face. **c. noctur'na,** chorea in which the movements continue during sleep **c. nu'tans,** nodding spasm, or chorea with nodding head movements. **one-sided c.** Same as *hemichorea.* **paralytic c.,** local clonic spasm associated with a paralysis. **posthemiplegic c.,** a form which affects partially paralyzed muscles after hemiplegia; athetosis. **prehemiplegic c.,** choreic movements which may precede an attack of hemiplegia. **procursive c.,** paralysis agitans. **rhythmic c.,** hysteric chorea in which the patient performs persistent rhythmic movements. **rotary c.,** hysteric chorea marked by rhythmic movements of the head or body. **saltatory c.,** rhythmic chorea with dancing movements. **school-made c.,** chorea from overstimulation at school. **Schrötter's c.,** diaphragmatic chorea. **c. scripto'rum,** writer's cramp. **senile c.** 1. An affection resembling chorea, coming on in old age. 2. Paralysis agitans. **Sydenham's c.,** ordinary chorea; chorea minor. **tetanoid c.,** progressive lenticular degeneration (Gowers, 1888). **tic c.** See *tic.*

choreal, choreic (ko're-al, ko-re'ik). Pertaining to or of the nature of chorea.

choreatic (ko-re-at'ik). Pertaining to or caused by chorea

choreiform (ko-re'if-orm) [*chorea* + L. *for'ma* form]. Resembling chorea.

choreo-athetoid (ko"re-o-ath'et-oid). Pertaining to or resembling chorea and athetosis.

choreo-athetosis (ko"re-o-ath-e-to'sis). A condition marked by choreic and athetoid movements.

choreoid (ko're-oid). Resembling chorea.

choreomania (ko"re-o-ma'ne-ah) [Gr. χορεία dance + μανία madness]. Dancing mania, or epidemic chorea.

chorial (ko're-al). Of or relating to the chorion.

chorio-adenoma (ko"re-o-ad-en-o'mah). Adenomatous tumor of the chorion.

chorio-angioma (ko"re-o-an-je-o'mah). An angiomatous tumor of the chorion.

choriocapillaris (ko"re-o-kap-il-a'ris) [*chorioid* + L. *capilla'ris* capillary]. The capillary or second layer of the choroid coat of the eye.

choriocarcinoma (ko"re-o-kar-sin-o'mah). Carcinoma developed from the chorionic epithelium. See *syncytioma malignum.*

choriocele (ko're-o-sēl) [*chorion* + Gr. κήλη hernia]. Protrusion of the eye through an aperture in the choroid.

chorio-epithelioma (ko"re-o-ep-e-the-le-o'mah). See *syncytioma malignum.*

chorioid (ko're-oid). The more correct form of the word *choroid.*

chorioido-. For words beginning thus, see those beginning *choroido-.*

chorioma (ko-re-o'mah) [*chorion* + Gr. -ωμα tumor]. A tumor developed from the chorionic epithelium and including chorio-adenoma, chorio-epithelioma, choriosarcoma, and choriocarcinoma. **c. malig'num.** Same as *syncytioma malignum.*

chorion (ko're-on) [Gr. χόριον skin]. The more external of the two fetal membranes, formed by

the outer portion of the allantois pushing in between the amnion and vitelline membrane, and uniting with the latter to envelop the ovum. **c. frondo'sum**, the part of the chorion that is covered with villi. **c. læ've**, the smooth and membranous part of the chorion. **primitive c.**, that stage of the zona pellucida during which it develops many small villi. **shaggy c.** Same as *c. frondosum*.

chorionepithelioma (ko"re-on-ep-e-the-le-o'mah). See *syncytioma malignum*.

chorionic (ko-re-on'ik). Pertaining to the chorion.

chorionin (ko-re-on'in). A preparation from sheep's placenta: said to have galactagogue properties.

chorionitis (ko"re-on-i'tis) [Gr *χόριον* skin]. Inflammation of the corium of the skin, which becomes hard and thick; scleroderma.

Chorioptes (ko-re-op'tēz). A genus of parasitic mites infesting the skin and hair of domestic animals and causing a sort of mange (*chorioptic itch*).

chorioretinal (ko"re-o-ret'in-al). Pertaining to the choroid and retina.

chorioretinitis (ko"re-o-ret-in-i'tis). Inflammation of the choroid and retina.

choriotrope (ko're-o-trōp). A preparation of colloidal lead (0.5 per cent.) for the treatment of malignant disease.

chorista (ko-ris'tah) [Gr. *χωρίστος* separated]. Defective development due to, or characterized by, displacement of the anlage.

choristoblastoma (ko-ris"to-blas-to'mah) [Gr. *χωρίστος* split + *βλάστος* germ + *-ωμα* tumor]. Choristoma.

choristoma (ko-ris-to'mah) [Gr. *χωρίστος* separated + *-ωμα* tumor]. A new growth developed from a displaced anlage.

choroid (ko'roid) [Gr. *χοριοειδής* skin-like]. 1. Resembling the chorion or the corium 2 The dark-brown, vascular coat of the eye, between the sclera and the retina, whose function it is to nourish the retina and lens.

choroidal (ko-roi'dal). Pertaining to the choroid.

choroidea (ko-roi'de-ah). Same as *choroid* (2d def.).

choroideremia (ko"roi-der-e'me-ah) [*choroid* + *ἐρημία* destitution]. Absence of the choroid.

choroiditis (ko-roid-i'tis). Inflammation of the choroid. **anterior c.**, that in which there are points of exudation at the periphery. **areolar c.**, that which starts around or near the macula lutea and progresses toward the periphery **central c.**, a variety in which the exudation is in the region of the macula lutea. **diffuse c.**, **disseminated c.**, that which is characterized by spots scattered over the fundus. **exudative c.**, that which is characterized by scattered patches of an exudate. **c. gutta'ta seni'lis**. See *Tay's c.* **metastatic c.**, a form due to metastasis in pyemia, meningitis, etc. **c. myop'ica**, choroiditis due to eye-strain from defective vision. **c. sero'sa**. Same as *glaucoma*. **suppurative c.**, that which leads to the formation of pus. **Tay's c.**, degeneration of the choroid, marked by irregular yellow spots around the macula lutea, and believed to be due to an atheromatous state of the arteries. It is seen in advanced life, and is called also *choroiditis guttata senilis*.

choroidocyclitis (ko-roi"do-sik-li'tis). Inflammation of the choroid and ciliary processes.

choroido-iritis (ko-roi"do-i-ri'tis). Inflammation of the choroid coat and the iris.

choroidoretinitis (ko-roi"do-ret-in-i'tis). Inflammation of the choroid and retina.

chorology (ko-rol'o-je) [Gr. *χῶρος* place + *λόγος* treatise]. The science of the laws of distribution of organisms over the earth.

choromania (ko-ro-ma'ne-ah) [Gr. *χορός* dance + *μανία* madness]. The dancing mania.

chortosterol (kor-tos'ter-ol). The sterol of grass.

Christian's syndrome (kris'tshanz) [Henry *Christian*, contemporary Boston physician]. See under *syndrome*.

Christison's formula (kris'tis-onz) [Sir Robert *Christison*, Scotch physician, 1797–1882]. See *formula*.

christopathy (kris-top'ath-e). The so-called Christian Science.

chroatol (kro'a-tol) [Gr. *χρόα* skin + L. *o'leum* oil]. Terpene iodohydrate, $C_{10}H_{16}.2HI$, a green, oily preparation formed by the action of iodin on turpentine: used externally in skin diseases.

chromæsthesia. See *chromesthesia*.

chromaffin (kro-maf'in) [Gr. *χρῶμα* color + L. *affinis* having affinity for]. Taking up and staining strongly with chrome salts: said of certain cells occurring in the adrenal, coccygeal, and carotid glands, along the sympathetic nerves, and in various organs. Tissue composed of such cells is called *c. tissue*. Small capsulated masses of such tissue are known as *c. bodies*, or paraganglia. The whole system of such tissue throughout the body is termed *c. system*.

chromaffinopathy (kro"maf-in-op'ath-e) [*chromaffin* + Gr. *πάθος* disease]. Any disease of the chromaffin system.

chromaphil (kro'maf-il) [*chrome* + Gr. *φιλεῖν* to love] Same as *chromaffin*.

chromate (kro'māt). Any salt of chromic acid.

chromatelopsia (kro"mat-el-op'se-ah) [Gr. *χρῶμα* color + *ἀτελής* imperfect + *ὄψις* sight]. Imperfect perception of colors.

chromatic (kro-mat'ik). 1. Pertaining to color; stainable with dyes. 2. Pertaining to chromatin.

chromatin (kro'mat-in) [Gr. *χρῶμα* color]. The more stainable portion of the cell-nucleus, forming a network of nuclear fibrils within the achromatin of a cell· called also *chromoplasm*. **distributedc ., extranuclear c.**, chromidia. **c. dust.** Minute red granules seen near the periphery of red blood-corpuscles stained by Giemsa's stain. They are probably minute particles of nuclear chromatin

chromatinic (kro-mat-in'ik). Of or pertaining to the chromatin.

chromatinolysis (kro"mat-in-ol'is-is) [*chromatin* + Gr. *λύσις* solution]. Chromatolysis.

chromatinorrhexis (kro"mat-in-o-reks'is) [*chromatin* + *ῥῆξις* rupture]. Splitting up of the chromatin.

chromatism (kro'mat-izm). Abnormal pigmentation.

chromatize (kro'mat-īz). To charge with some chromium compound.

chromatocinesis, chromatokinesis (kro"mat-o-sin-e'sis, -kin-e'sis) [*chromatin* + Gr. *κίνησις* movement]. Movement of chromatin.

chromatodermatosis (kro"mat-o-der-mat-o'sis) [Gr. *χρῶμα* color + *dermatosis*]. Any skin disease with pigmentation.

chromatodysopia (kro"mat-o-dis-o'pe-ah) [Gr. *χρῶμα* color + *δυς-* ill + *ὄψις* sight]. More or less complete color-blindness

chromatogenous (kro-mat-oj'en-us) [Gr. *χρῶμα* color + *γεννᾶν* to produce]. Producing color or coloring-matter.

chromatoid (kro'mat-oid). Staining deeply with dyes.

chromatology (kro-mat-ol'o-je) [Gr. *χρῶμα* color + *λόγος* treatise]. The science of colors.

chromatolysis (kro-mat-ol'is-is) [Gr. *χρῶμα* color + *λύσις* loosening]. The solution and disintegration of the chromatin of cell-nuclei; also the solution and disappearance of the chromophilic substance (Nissl body) from a neuron when the axon of the neuron is divided; called also *axon reaction*.

chromatolysm (kro-mat'o-lism). Chromatolysis.

chromatolytic (kro"mat-o-lit'ik). Pertaining to chromatolysis.

chromatometer (kro-mat-om'et-er) [Gr. χρῶμα color + μέτρον measure]. An instrument for measuring color or color-perception.

chromatopathy (kro-mat-op'ath-e) [Gr. χρῶμα color + πάθος disease]. Any skin disease characterized by pigmentation.

chromatopectic (kro"mat-o-pek'tik). Chromopectic.

chromatopexis (kro"mat-o-pek'sis). Chromopexis.

chromatophagus (kro-mat-of'a-gus) [Gr χρῶμα color + φαγεῖν to devour]. Destroying pigments.

chromatophil, chromatophile, chromatophilic (kro'mat-o-fil, kro"mat-o-fil'ik) [Gr. χρῶμα color + φιλεῖν to love] Staining easily

chromatophilia (kro"mat-o-fil'e-ah) [Gr. χρῶμα color + φιλεῖν to love]. The condition of being chromatophilic.

chromatophilous (kro-mat-of'il-us). Chromatophil.

chromatophobia (kro"mat-o-fo'be-ah) [Gr. χρῶμα color + φόβος fear]. Aversion to certain colors.

chromatophore (kro-mat'o-fōr) [Gr χρῶμα color + φέρειν to bear]. Any pigmentary cell or color-producing plastid, such as those of the cutis or deep layers of the epidermis.

chromatophoroma (kro-mat"o-fo-ro'mah). A tumor made up of chromatophores.

chromatoplasm (kro-mat'o-plazm). The colored portions of the protoplasm of a cell.

chromatopseudopsis (kro"mat-o-su-dop'sis) [Gr. χρῶμα color + ψευδής false + ὄψις vision]. Abnormal color perception.

chromatopsia (kro-mat-op'se-ah) [Gr. χρῶμα color + ὄψις vision]. 1. Colored vision. 2 Partial or approximate color-blindness.

chromatoptometer (kro"mat-op-tom'et-er) [Gr. χρῶμα color + ὄπτειν to see + μέτρον measure]. A device used in measuring color perception.

chromatoptometry (kro"mat-op-tom'et-re). The testing of the power of discriminating colors.

chromatosis (kro-mat-o'sis). Pigmentation, especially pigmentation of the skin.

chromatoskiameter (kro"mat-o-ski-am'et-er). An instrument for measuring the color sense.

chromatotaxis (kro-mat-o-taks'is) [*chromatin* + Gr. τάξις turning]. The attraction or influence of certain substances on the chromatin of a cell-nucleus, causing destruction of the chromatin, while the cell-body remains intact.

chromaturia (kro-mat-u're-ah) [Gr. χρῶμα color + οὖρον urine]. Abnormal coloration of the urine.

chromesthesia (kro-mes-the'ze-ah) [Gr. χρῶμα color + αἴσθησις sensation]. The association of imaginary sensations of color with actual sensations of hearing, taste, or smell. See *photism*.

chrome green. 1. Chromium sesquioxid, Cr_2O_3. 2. A mixture of chrome yellow and Prussian blue.

chrome yellow. See *lead chromate*.

chromhidrosis (krom-hid-ro'sis). Chromidrosis.

chromic acid (kro'mik). See *acid*. **c. anhydrid,** chromic acid.

chromicize (kro'mis-īz). To treat with a chromium compound.

chromidia (kro-mid'e-ah). See *chromidium*.

chromidial (kro-mid'e-al). Pertaining to or composed of chromidia.

chromidiation (kro"mid-e-a'shun). Chromidiosis.

chromidien (kro-mid'e-en) [Ger.]. That part of the extranuclear chromatin not concerned in the reproduction of the cell.

chromidiosis (kro-mid-e-o'sis). The outpouring of nuclear substance and chromatin from the nucleus into the cytoplasm of a cell.

chromidium (kro-mid'e-um), pl. *chromid'ia*. Any one of the granules of extranuclear chromatin seen in the cytoplasm of a cell, and staining deeply with basic stains.

chromidrosis (kro-mid-ro'sis) [Gr. χρῶμα color + ἱδρώς sweat]. A condition in which the sweat is colored.

chromiole (kro'me-ōl). One of the minute granules of chromatin composing the chromosomes (Eisen, 1899).

chromium (kro'me-um) [L.; Gr. χρῶμα color]. A whitish, brittle metal: atomic weight, 52; specific gravity, 6 5; symbol, Cr; several of its salts are pigments **c. sulphate,** $Cr_2(SO_4)_3$, a green, amorphous compound, soluble in water: used in various nervous diseases. Dose, 1–4 gr (0 065–0 266 gm) **c. trioxid,** chromic acid. See *acid*.

Chromobacterium (kro"mo-bak-te're-um) A tribe of the Bacteriaceæ. They are water and soil bacteria and produce red, yellow, violet, or bluish-green pigments It includes the following genera Seratia, Flavobacterium, Chromobacterium, and Pseudomonas **C. viola'ceum,** Bacillus violaceus. a well-known organism which produces a deep violet-colored pigment.

chromoblast (kro'mo-blast) [Gr. χρῶμα color + βλαστός germ]. An embryonic cell which develops into a pigment-cell.

chromocholoscopy (kro"mo-ko-los'ko-pe) [Gr. χρώμα color + χολή bile + σκοπεῖν to see] Testing the biliary function by a pigment excretion test (methylene-blue).

chromocrater (kro-mo-kra'ter). A blood-corpuscle shaped like a crater.

chromocrinia (kro-mo-krin'e-ah) [Gr. χρῶμα color + κρίνειν to separate]. The secretion or excretion of coloring-matter.

chromocystoscopy (kro"mo-sis-tos'ko-pe). [Gr. χρῶμα color + *cystoscopy*] Cystoscopy after the administration of a coloring-matter that will stain the urine or bladder tissue.

chromocyte (kro'mo-sīt) [Gr χρῶμα color + κύτος cell]. Any colored cell or pigmented corpuscle.

chromocytometer (kro"mo-si-tom'et-er) [Gr. χρῶμα color + κύτος cell + μέτρον measure]. An instrument for measuring the amount of hemoglobin in the red corpuscles of the blood.

chromocytometry (kro"mo-si-tom'et-re) Measurement of the hemoglobin or counting of the red corpuscles of blood.

chromodermatosis (kro"mo-der-mat-o'sis). Chromatodermatosis.

chromodiagnosis (kro"mo-di-ag-no'sis) [Gr. χρῶμα color + *diagnosis*] 1. Diagnosis by change of color 2. Diagnosis of functional derangements by observing the rate at which coloring-matters, such as methylene-blue, are excreted. 3 Diagnostic examination made through colored glass or sheets of colored gelatin.

chromogen (kro'mo-jen). Any principle which may give origin to a coloring-matter.

chromogenesis (kro-mo-jen'es-is) [Gr. χρῶμα color + *genesis*]. The formation of pigments or colors, as by bacterial action.

chromogenic (kro-mo-jen'ik). Producing a pigment or coloring-matter.

chromo-isomerism (kro"mo-i-som'er-izm) [Gr. χρῶμα color + *isomerism*]. Isomerism in which the isomers have different colors

chromolume (kro'mo-lūm) [Gr χρῶμα color + L. *lu'men* light]. An apparatus for producing colored light-rays for therapeutic purposes.

chromolysis (kro-mol'is-is). Same as *chromatolysis*.

chromomere (kro'mo-mēr) [Gr. χρῶμα color + μέρος part]. Any one of the granules of chromatin composing a chromosome (Fol, 1891). By some the chromomeres are believed to have a special significance in heredity.

chromometer (kro-mom'et-er) [Gr. χρῶμα color + μέτρον measure]. An instrument for determining the proportion of coloring-matter in a substance.

chromoparic, chromoparous (kro-mo-par'ik, kro-mop'ar-us) [Gr χρῶμα color + L. *par'ere* to produce]. Producing or giving birth to color said of chromogenic bacteria which secrete a coloring-matter, but which themselves remain colorless. Cf. *chromophoric* and *parachromophoric*

chromopathy (kro mop'ath-e). Chromatopathy

chromopexic (kro-mo-pek'sik) [Gr. χρῶμα color + πῆξις fixation]. Fixing pigment a term applied to the function of the liver to form bilirubin.

chromophag, chromophage (kro'mo-fāj) [Gr. χρῶμα color + φαγεῖν to eat]. Same as *pigmentophage*.

chromophane (kro'mo-fān) [Gr. χρῶμα color + φαίνειν to show]. Any retinal pigment.

chromophil, chromophile (kro'mo-fil) [Gr. χρῶμα color + φιλεῖν to love]. Any easily stainable cell, structure, or tissue used also adjectively.

chromophilic, chromophilous (kro-mo-fil'ik, kro-mof'il-us) [see *chromophil*] Readily or easily stained used especially of certain leukocytes and other histologic elements

chromophobe, chromophobic (kro'mo-fōb, kro-mo-fo'bik) [Gr. χρῶμα color + φόβος fear]. Staining very poorly or not at all· said of cells.

chromophore (kro'mo-for). Any chemic group whose presence gives a decided color to a compound and which unites with certain other groups (auxochromes) to form dyes Called also *color radical*.

chromophoric (kro-mo-for'ik) [Gr. χρῶμα color + φέρειν to bear] 'Bearing color' said of chromogenic bacteria when the pigment is a component of the bacterial cell itself. Cf. *parachromophoric*.

chromophorous (kro-mof'o-rus). Chromophoric.

chromophose (kro'mo-fōz) [Gr χρῶμα color + *phose*] A subjective sensation of color

chromophytosis (kro"mo-fi-to'sis) [Gr χρῶμα color + φυτόν plant] Skin discoloration due to a vegetable parasite.

chromoplasm (kro'mo-plazm) [Gr. χρῶμα color + πλάσμα something formed]. The easily staining network of a cell-nucleus.

chromoplast (kro'mo-plast). Same as *chromoplastid*.

chromoplastid (kro-mo-plas'tid) [Gr. χρῶμα color + *plastid*]. Any pigment-producing plastid other than a chloroplast

chromoprotein (kro-mo-pro'te-in) [Gr. χρῶμα color + *protein*] A colored conjugated protein. Examples are. the red hemoglobin of the higher animals, the blue hemocyanin of many lower animals, and the red and blue pigments of seaweeds Chromoproteins have respiratory functions and are closely related to the green chlorophyll of the higher plants.

chromopsia (kro-mop'se-ah). Same as *chromatopsia*.

chromoptometer (kro-mop-tom'et-er) [Gr. χρῶμα color + ὄπτειν to see + μέτρον measure]. A device for estimating the acuteness of the power of discriminating colors

chromoradiometer (kro"mo-ra-de-om'et-er) [Gr. χρῶμα color + L. *ra'dius* ray + Gr μέτρον measure]. An apparatus for measuring *x*-ray dosage by means of the color changes produced in slides placed next the skin. **Holzknecht's c.**, an apparatus for measuring *x*-ray dosage, consisting of a capsule which contains a substance color-sensitive to the *x*-ray. This capsule is placed near the part treated by the rays, and its color is then compared with a color scale whose colors are numbered from 3 to 24 These numbers are known as *Holzknecht's units*

chromorhinorrhea (kro"mo-rin-or-e'ah) [Gr. χρῶμα color + ῥίς nose + ῥοία a flow]. The discharge of a pigmented secretion from the nostrils.

chromosantonin (kro"mo-san'to-nin). Yellow santonin; an isomeric form produced when santonin is exposed to sunlight.

chromoscope (kro'mo-skōp) [Gr χρῶμα color + σκοπεῖν to see]. An instrument for testing color perception.

chromoscopy (kro-mos'ko-pe) [Gr. χρῶμα color + σκοπεῖν to examine]. Diagnosis of renal function by the color of the urine following the administration of dyes.

chromosomal (kro-mo-so'mal). Pertaining to chromosomes.

chromosome (kro'mo-sōm) [Gr. χρῶμα color + σῶμα body]. One of the small bodies into which the chromatin of a cell-nucleus divides at the time of the mitotic division of the cell (Waldeyer, 1888). The chromosomes of the cells of a given species of animal are constant in number. **accessory c.**, an unpaired chromosome which passes entire into one of the daughter-cells instead of being divided between the two; such a chromosome is thought to carry sexual characters; called also *heterotropic c., idiochromosome, monosome, heterochromosome, allosome, odd chromosome, special chromosome, x-chromosome*, and *sex chromosome*. **bivalent c.**, a pair of chromosomes temporarily united. **heterotypical c.** See *allosome*. **x-c.** See *accessory c.* **y-c.**, an accessory chromosome sometimes occurring along with the x-chromosome in male cells, and supposed to represent the male determining factor in fertilization.

chromosot (kro'mo-sōt). A disinfectant containing sodium sulphite and other active ingredients.

chromotherapy (kro-mo-ther'ap-e) [Gr. χρῶμα color + θεραπεία treatment] Treatment of disease by variously colored lights.

chromotoxic (kro-mo-toks'ik) [Gr. χρῶμα color + τόξον poison]. Destructive to hemoglobin or due to the destruction of hemoglobin.

chromo-ureteroscopy (kro"mo-u-re-ter-os'ko-pe). Ureteroscopy after the administration of a coloring-matter that will stain the ureter tissue.

chronaxia (kron-ak'se-ah) [Gr. χρόνος time + ἄξια value]. The duration of passage of a constant current of abrupt start and attaining double the threshold of voltage (L. Lapicque, 1909).

chronaximeter (kron-ak-sim'et-er). An instrument for measuring chronaxia in nerve lesions.

chronaxy (kron'ak-se) Chronaxia.

chrondriosome (kron'dre-o-sōm). A minute body found in numbers in the cytoplasm of the cells of embryonic tissues It has been suggested that they may be concerned in heredity.

chronic (kron'ik) [L. *chron'icus*, from Gr. χρόνος time]. Long-continued; not acute.

chronicity (kro-nis'it-e). The quality of being chronic.

chronobiology (kron"o-bi-ol'o-je) [Gr. χρόνος time + βίος life + λόγος science]. The science or study of the duration of life.

chronograph (kron'o-graf) [Gr. χρόνος time + γράφειν to write]. An instrument for recording small intervals of time.

chronophotograph (kron-o-fo'to-graf) [Gr. χρόνος time + *photograph*]. One of a series of photographs of a moving object taken for the purpose of showing successive phases of the motion.

chronoscope (kron'o-skōp) [Gr. χρόνος time + σκοπεῖν to view]. An instrument for measuring minute intervals of time.

chronosphygmograph (kron-o-sfig'mo-graf). Jaquet's instrument for reading the rhythm as well as the character of the pulse.

chronotropic (kron-o-trop'ik) [Gr. χρόνος time + τρέπειν to turn]. Affecting the time or rate, especially the rate of contraction: said of nerve-fibers that affect the rate of cardiac contraction.

chronotropism (kro-not'ro-pizm). Interference with the regularity of the heart's action.

chrotoplast (kro'to-plast) [Gr. χρῶς skin + πλάσσειν to form]. A dermal cell; a skin cell.

chrysalis (kris'al-is) [L.]. The second, or caterpillar, stage in the development of an insect.

chrysarobin (kris-ah-ro'bin) [L. *chrysarobi'num*, from Gr. χρυσός gold + *araroba*]. A mixture of neutral principles obtained from goa powder, a substance deposited in the wood of a Brazilian tree, *Vouacapoua* (*Andi'ra*) *araro'ba*. It is used in skin diseases, locally and internally, acting in the latter case as an irritant and purgative. Dose, $\frac{1}{64}$–$\frac{1}{12}$ gr. (0.001–0.0054 gm.). The ointment, *unguen'tum chrysaro'bini* (U. S. P.), is of 6 per cent. strength.

Chrysippus (krī-sip'us), of Cnidos, a Greek physician who lived in the fourth century B. C.

chrysocreatinin (kris"o-kre-at'in-in) [Gr. χρυσός gold + *creatinin*]. A yellow, crystalline leukomain, $C_5H_9N_4O$, from muscle tissue.

chrysoform (kris'o-form). A fine yellowish powder, dibromodiiodohexamethylene tetramin, resembling iodoform.

chrysoidin (kris-oi'din). A reddish, crystalline disinfectant powder, diamino-azobenzol hydrochlorid, $C_6H_5.N{:}N.C_6H_3(NH_2)_2.HCl$· used in washes and gargles. It also coagulates the vibrio of cholera, and is used as a test for the latter.

chrysolgan (kris-ol'gan) A preparation of gold· used in treatment of gonorrhea by intravenous injection.

Chrysomyia (kris-o-mi'e-ah). A genus of Old World flies of the family Muscidæ. **C. al'biceps**, an Australian species whose larvæ (wool maggots) live in the soiled wool of sheep. **C. bezzia'na**, a species widely distributed in Asia and frequently found in wounds of man and animals. **C. macella'ria.** See *Cochliomyia macellaria.*

chrysophanic acid (kris-o-fan'ik). See *acid.*

Chrysophyllum (kris-o-fil'um). See *monesia.*

Chrysops (kris'ops). A genus of tropical tabanid flies. *C. cecu'tiens* inflicts bites about the eyes on men and animals. *C. dimidia'tus*, or mango-fly, is believed to be the intermediate host of Filaria loa *C. disca'lis* is the deer fly which probably is one of the transmitters of tularemia **C. sila'cea** is an intermediate host of *Loa loa*

chrysotoxin (kris-o-toks'in) [Gr. χρυσός gold + τοξικόν poison]. A yellowish principle obtainable from ergot it forms sphacelotoxin by union with ergochrysin; it is a central paralyzant. Dose, $\frac{1}{6}$–$\frac{1}{2}$ gr (0 011–0 03 gm) daily.

C_2H_5SH. Ethyl mercaptan.

chthonophagia (thon-o-fa'je-ah) [Gr. χθών earth + φαγεῖν to eat]. The morbid habit of eating clay or other earth, geophagy.

chthonophagy (thon-of'aj e). Chthonophagia.

Chvostek's sign or **symptom** (vos'teks) [Franz *Chvostek*, Austrian surgeon, 1835–1884]. See *sign.*

chylangioma (ki"lan-je-o'mah) [*chyle* + *angioma*]. A tumor made up of intestinal lymph-vessels distended with chyle.

chylaqueous (ki-la'kwe-us) [Gr. χυλός chyle + L. *a'qua* water]. Both chylous and watery.

chyle (kil) [Gr. χυλός juice] The milky fluid taken up by the lacteals from the food in the intestine after digestion. It consists of lymph and emulsified fat. It passes into the veins by the thoracic duct, becoming mixed with the blood.

chylemia (ki-le'me-ah) [Gr. χυλός chyle + αἷμα blood]. The presence of chyle in the blood.

chylidrosis (ki-lid-ro'sis) [Gr. χυλός chyle + ἱδρώς sweat]. Chylous perspiration.

chylifacient (ki-lif-a'shent). Forming chyle.

chylifaction (ki-lif-ak'shun) [L. *chy'lus* chyle + *fa'cere* to make]. The formation of chyle.

chylifactive (ki-lif-ak'tiv) [*chyle* + L. *fa'cere* to make]. Forming or making chyle.

chyliferous (ki-lif'er-us) [L. *chy'lus* chyle + *fer're* to bear]. 1. Forming chyle. 2. Conveying the chyle.

chylification (ki"lif-ik-a'shun) [L. *chy'lus* chyle + *fa'cere* to make]. The formation of chyle.

chyliform (ki'lif-orm). Resembling chyle.

chylocele (ki'lo-sēl) [Gr. χυλός chyle + κήλη tumor]. A chylous effusion into the tunica vaginalis of the testis. **parasitic c.**, lymph-scrotum as an expression of filariasis.

chylocyst (ki'lo-sist) [Gr. χυλός chyle + κύστις bag]. The receptaculum chyli.

chyloderma (ki-lo-der'mah) [Gr. χυλός chyle + δέρμα skin]. Lymph-scrotum.

chyloid (ki'loid). Resembling chyle.

chylology (ki-lol'o-je). The study of chyle.

chylomicron (ki-lo-mi'kron). A particle of emulsified fat, about 1 micron in diameter, found in the blood during the digestion of fat.

chylopericarditis (ki"lo-per-e-kar-di'tis). The presence of chyle in the pericardial sac.

chylopericardium (ki"lo-per-e-kar'de-um) [*chyle* + *pericardium*]. The presence of chyle in the pericardium.

chyloperitoneum (ki"lo-per-it-o-ne'um). The presence of effused chyle in the peritoneal cavity.

chylophoric (ki-lo-for'ik) [Gr. χυλός chyle + φόρος bearing] Conveying the chyle.

chylopleura (ki-lo-plu'rah). The presence of chyle within the pleura.

chylopoiesis (ki"lo-poi-e'sis) [Gr. χυλός chyle + ποίησις formation] Chylification.

chylopoietic (ki"lo-poi-et'ik). Concerned in the formation of chyle.

chylorrhea (ki-lor-e'ah) 1. Chylous diarrhea, due to rupture of lymphatics in the small intestine. 2. An excessive flow of bile.

chylosis (ki-lo'sis). The process of conversion of food into chyle and of absorption of the latter into the tissues.

chylothorax (ki-lo-tho'raks) [Gr. χυλός chyle + θώραξ chest] The effusion of chyle into the thoracic cavity.

chylous (ki'lus). Pertaining to, mingled with, or of the nature of, chyle.

chyluria (ki-lu're-ah) [Gr. χυλός chyle + οὖρον urine]. The existence or presence of fat in the urine, giving it a milky appearance. One form is due to the presence of a nematode parasite, the *Fila'ria san'guinis hom'inis.*

chymase (ki'mās). A ferment of the gastric juice the action of which is to accelerate the action of the pancreatic juice.

chyme (kīm) [Gr. χυμός juice]. The thick, grayish, liquid mass into which the food is converted by gastric digestion.

chymification (kim"if-ik-a'shun) [L. *chy'mus* chyme + *fa'cere* to make]. The formation of chyme, gastric digestion.

chymosin (ki-mo'sin). Same as *rennin.*

chymosinogen (ki-mo-sin'o-jen). See *rennogen.*

C. I. An abbreviation for *color index.*

Ciaccio's glands (tshah'tshōz) [Giuseppe Vincenzo *Ciaccio*, Italian anatomist, 1824–1901]. The accessory lacrimal glands.

Ciaccio's method (tshah'tshōz) [Carmelo *Ciaccio*, Italian pathologist]. See under *method.*

Ciaglinski's tract (tshahl-yin'skiz). See under *tract.*

Cib. Abbreviation for L. *ci'bus*, food.

cibalgin (sib-al'jin). A proprietary analgesic and hypnotic preparation, dimethylaminophenyldimethyl-pyrazolon-dial.

cibisotome (sib-is'o-tōm) [Gr. κίβισις pouch + τομή cut]. An instrument for opening the capsule of the lens in removing cataract.

cibophobia (si-bo-fo'be-ah) [L. *ci'bum* food + Gr. *φόβος* fear]. Abnormal loathing of food.

Cibotium (sib-o'te-um). A genus of tree-ferns of East India. One species furnishes soft hairs which are used as a styptic.

cicatricial (sik-at-rish'al). Pertaining to or of the nature of a cicatrix.

cicatricin (sik-at'ris-in). A preparation of thiosinamin and phenazone for the treatment of cicatricial tissue.

cicatricotomy (sik"at-tri-kot'o-me) [*cicatrix* + Gr. *τομή* cut] Incision of a cicatrix.

cicatrix (sik-a'triks or sik'at-riks), pl. *cica'trices* [L. "scar"]. A scar; the mark left by a sore or wound. **filtering c.**, a cicatrix following glaucoma operation through which the aqueous humor escapes. **hypertrophic c.**, a hard, rigid tumor formed by hypertrophy of the tissue of a cicatrix. **manometric c.**, a cicatrix of the drum membrane of the ear that moves in and out with variations of the intratympanic pressure. **vicious c.**, a cicatrix which causes deformity or impairs the function of a part.

cicatrizant (sik-at'riz-ant). 1. Causing or promoting cicatrization 2. An agent which promotes cicatrization

cicatrization (sik"at-riz-a'shun). A healing process which leaves a scar or cicatrix.

cicatrize (sik'at-rīz). To heal or skin over so as to leave a scar.

cicraticine (sik-rat'is-in). An aqueous solution of thiosinamin and antipyrin. used hypodermically.

Cicuta (si-ku'tah) [L.]. A genus of poisonous umbelliferous plants *C. macula'ta* and *C. bulbif'era*, plants of North America, also *C viro'sa*, water-hemlock, of the Old World, have the properties of conium, but are not used in official medicine

cicutin (sik'u-tin). A liquid alkaloid, $C_8H_{15}O$, from *Cicu'ta viro'sa:* medicinally active.

cicutism (sik'u-tizm). Poisoning with *Cicu'ta viro'sa.*

cicutoxin (sik-u-toks'in). A poisonous active principle, $C_{12}H_{22}O_5$, from *Cicu'ta viro'sa.*

cignolin (sig'no-lin) Dioxyanthranol, a yellow crystalline powder. used in skin diseases like chrysarobin

ciguatera (sig-wah-ta'rah). A disease of Central and South America, thought to be caused by eating poisoned fish.

cilia (sil'e-ah) [L. pl. of *cilium*]. 1. The eyelashes. 2. Minute lash-like processes.

ciliariscope (sil-e-ar'is-kōp) [*ciliary* + Gr. *σκοπεῖν* to view]. An instrument for examining the ciliary region of the eye.

ciliarotomy (sil-e-ar-ot'o-me). Surgical division of the ciliary zone for glaucoma.

ciliary (sil'e-a-re) [L. *cilia'ris*, from *cil'ium*]. Pertaining to or resembling the eyelashes.

Ciliata (sil-e-a'tah). A class of infusoria characterized by the presence of cilia. Three species are parasitic in man: *Balantidium coli, B. minutum,* and *Nyctotherus faba.*

ciliated (sil'e-a-ted). Provided with cilia or with a fringe of hairs.

ciliectomy (sil-e-ek'to-me) [*cilia* + Gr. *ἐκτομή* excision]. 1. Excision of a portion of the ciliary body. 2. Excision of a portion of the ciliary margin of the eyelid with the roots of the lashes.

cilioretinal (sil"e-o-ret'in-al). Pertaining to the retina and the ciliary body.

cilioscleral (sil"e-o-skle'ral). Pertaining to the ciliary apparatus and to the sclera.

ciliospinal (sil"e-o-spi'nal). Pertaining to the ciliary body and the spinal cord.

ciliotomy (sil-e-ot'o-me). Surgical division of the ciliary nerves.

cilium (sil'e-um) [L.; pl. *cilia*]. 1. An eyelid or its outer edge. 2. An eyelash. 3. A minute vibratile, hair-like process attached to a free cell-surface.

cillo, cillosis (sil'o, sil-o'sis) [L.]. A spasmodic quivering of the eyelid.

cimatoxyl (sim-at-oks'il). A proprietary atoxyl preparation. used hypodermically in syphilis and tuberculosis.

cimbia (sim'be-ah) [L.]. A white band running across the ventral surface of the crus cerebri.

Cimex (si'meks), pl *cimi'ces* [L. "bug"]. A genus of insects. **C. boue'ti**, the tropical bedbug of Africa and South America. **C. hemip'terus.** Same as *C rotundatus.* **C. lectula'rius**, the bedbug: used homeopathically. **C. pilosel'lus**, an American species found in bats. **C. pipistrel'la**, a species which transmits a trypanosome disease of bats. **C. rotunda'tus**, a tropical species of bedbug which acts as the host of *Leishmania donovani*, the parasite of kala azar, and by its bite transmits that disease to man.

Cimicifuga (sim-is-if'u-gah) [L *ci'mex* bug + *fuga're* to put to flight]. A genus of ranunculaceous plants **C. racemo'sa**, black snakeroot, or cohosh, a plant whose rootlets are tonic and antispasmodic. used in rheumatism, chorea, amenorrhea, and uterine congestion. Dose of tincture, 15–60 min. (1–4 c.c), of fluidextract, 3–30 min. (0.19–2 c.c.); of extract, 4 gr (0 25 gm.).

cimicifugin (sim-is-if'u-jin). A resinous concentration from cimicifuga antispasmodic, narcotic, diaphoretic Dose, 1–3 gr. (0.06–0 19 gm.).

cina (si'nah) [L.]. The plant, *Artemis'ia santon'ica*, and its seed; European wormseed: anthelmintic; also its homeopathic preparations. Dose of fluidextract, 15–60 min (1–4 c.c.).

cinæsthesia (sin-es-the'ze-ah). Kinesthesia.

cinanæsthesia (sin-an-es-the'ze-ah). See *kinanesthesia.*

cinchain (sin-ka'in). An anesthetic; it is isopropylhydrocuprein, $(CH_3)_2CHO\ C_9H_5N\ CHOH\ C_7H_{11}N.C_2H_5$. It is used in urologic practice in 0.1 per cent. solution.

cinchamidin (sin-kam'id-in). Hydrocinchonidin.

Cinchona (sin-ko'nah) [named from a countess of *Chinchon*]. 1. A genus of rubiaceous trees, all natives of South America. 2. The bark of any of the numerous officially recognized species of the genus, such as *C. ledgeria'na, C. calisa'ya*, and hybrids of these with other species. Of the many alkaloids of these barks, quinin, quinidin, cinchonin, and cinchonidin are the most important. The bark has the same tonic, antiseptic, and febrifugal properties as the alkaloid quinin (q. v.). Dose of tincture and compound tincture, ½–1 dr. (2–4 c.c.); of fluidextract, 10–60 min. (0.666–4 c.c); of extract, 1–5 gr. (0 066–0.333 gm.), of decoction, 2 fl.oz. (60 c c); of infusion, 2 fl oz. (60 c.c.). **red c.**, the bark of *C. succiru'bra* or of its hybrids **yellow c.**, cinchona.

cinchonamin (sin-kon-am'in). One of the cinchona alkaloids, $C_{19}H_{24}N_2O$, from cuprea bark, *Remi'jia purdiea'na;* it is isomeric with cinchotin and is a powerful toxic agent and an antipyretic. Dose, 4–9 gr. (0.26–0.6 gm.).

cinchonate (sin'ko-nāt). A salt of cinchonic acid; a quinate.

cinchonicin (sin-kon'is-in). An amorphous cinchona alkaloid, $C_{19}H_{22}N_2O$, isomeric with cinchonin.

cinchonidin (sin-kon'id-in). A cinchona alkaloid, $C_{19}H_{22}N_2O$, isomeric with cinchonin. Its hydrobromate, sulphate, and salicylate are used like quinin. Dose of the latter for chronic rheumatism, 15–20 gr. (1–1 29 gm.) in a day. **c. salicylate**, a compound, $C_{19}H_{22}N_2OC_7H_6O_3$, used as an antiperiodic and in chronic rheumatism. Dose, 15–20 gr. (1–1.3 gm.). **c. sulphate**, an official salt of cinchonidin, $(C_{19}H_{22}N_2O)_2H_2SO_4 + 3H_2O$. Dose, 3–30 gr. (0.19–1.95 gm.).

cinchonifin (sin-kon'if-in). Cinchotin.

cinchonin (sin'ko-nin) [L. *cinchoni'na*]. A white, crystalline alkaloid, $C_{19}H_{22}N_2O$, with a bitter taste, from cinchona bark. It is used like quinin and in the same dose. **c. iodosulphate,** a reddish-brown powder used as a substitute for iodoform. called also *antiseptol.* **c. sulphate,** a white, crystalline salt, $(C_{19}H_{22}N_2O)_2.H_2SO_4 + 2H_2O$, with properties like quinin sulphate. Dose, 5–15 gr. (0.3–1 gm.).

cinchonism (sin'ko-nizm). The morbid or injurious effect of the injudicious use of cinchona bark or its alkaloids. It is attended by headache, tinnitus aurium, deafness, and symptoms of cerebral congestion.

cinchonize (sin'ko-niz). To bring under the influence of cinchona or of any of its alkaloids.

cinchonology (sin-ko-nol'o-je) [*cinchona* + Gr. λόγος discourse]. The sum of what is known regarding the botany and culture of cinchona and of its alkaloids and their effects.

cinchophen (sin'ko-fen). Phenylcinchoninic acid or phenylchinolin carboxylic acid, $C_6H_5.C_9H_5N$-COOH: used as a diuretic in gout and acute articular rheumatism. Dose, 7½–15 gr. (0.5–1 gm.). Called also *atophan.*

cinchotin (sin'ko-tin). An alkaloid, $C_{19}H_{24}ON_2$, from cinchona.

cinclisis (sing'klis-is) [Gr. κλγκλισις a wagging]. Rapid winking, also rapid breathing.

cincture sensation (sink'tchur). See *zonesthesia.*

cinemascopia (sin"e-mas-ko'pe-ah). The use of moving picture records for the study of movements of the body.

cinemascopy (sin-e-mas'ko-pe). Cinemascopia.

cinematics (sin-e-mat'iks). See *kinematics.*

cinematization (sin-e-mat-iz-a'shun) Kineplasty.

cinematography (sin"e-mat-og'ra-fe). The taking of moving pictures: used for the registration of the mode of performance of surgical operations.

cineol (sin'e-ol). See *eucalyptol.*

cineplastics (sin-e-plas'tiks). Kineplasty.

cineplasty (sin'e-plas-te). See *kineplasty.*

Cinera'ria mariti'ma. A plant growing in tropical America: its juice, instilled into the eye, is said to cure cataract.

cinerea (sin-e're-ah) [L. *cine'reus* ashen-hued]. The gray matter of the nervous system.

cinereal (sin-e're-al). Pertaining to the gray matter of the brain or nervous system.

cineritious (sin-er-ish'us) [L. *cineri'tius*]. Ashen-gray; of the color of ashes

cinesalgia (sin-es-al'je-ah) [Gr. κίνησις motion + ἄλγος pain]. Pain in a muscle when it is brought into action.

cinesi-. See under *kinesi-.*

cinetographic (sin-et-o-graf'ik). Kinetographic.

cingulum (sin'gu-lum), pl. *cin'gula* [L. "girdle"]. [B N A]. 1. A bundle of association fibers which partly encircles the corpus callosum not far from the median plane. It begins ventral to the rostrum of the corpus callosum, curves around the genu and over the dorsal surface of that commissure to the splenium, and then bends ventrally to terminate near the temporal pole. It is closely related to the callosal gyrus and the hippocampal gyrus and is composed for the most part of short fibers which connect the various parts of these convolutions. 2. The basal ridge of a tooth.

Ciniselli's method (tshe-ne-sel'lēz) [Luigi *Ciniselli,* Italian surgeon, 1803–1878]. See under *method.*

cinnabar (sin'ab-ar) [L. *cinnab'aris;* Gr. κιννάβαρι]. Red mercuric sulphid, HgS; vermilion.

cinnabarsana (sin-ab-ar-san'ah). A cancer remedy, said to contain 11.5 per cent. arsenic trioxid, 24.5 per cent. cinnabar, 24 per cent. powdered charcoal, and 40 per cent. water.

cinnaldehydum (sin-al-de-hi'dum). The old U. S. P. name for *cinnamic aldehyd.* See under *aldehyd.*

cinnamate (sin'am-āt). A salt of cinnamic acid.

cinnamein (sin-am-e'in). Benzyl cinnamate, an oily liquid, $C_9H_7O_2.C_7H_7$, from the balsams of tolu and Peru.

cinnamene (sin'am-ēn). Styrol.

cinnamic acid (sin-am'ik). See *acid.*

cinnamol (sin'am-ol). Highly rectified oil of cinnamon.

Cinnamomum (sin-am-o'mum). A genus of lauraceous trees. See *cinnamon* and *malabathrum.*

cinnamon (sin'am-on) [L.; Gr. κίναμον]. The dried inner bark of various species of *Cinnamo'mum* (*C. lourei'rii,* U. S. P.). *C. saigon'icum* is Saigon cinnamon, and *C. zeylan'icum,* Ceylon cinnamon of the old Pharmacopeia. It is an agreeable aromatic and cordial, carminative, and astringent. Dose in powder, 10–20 gr. (0.65–1.3 gm.); of cinnamon-water, 1–2 fl oz. (32–64 c.c.), of tincture, ½–2 fl.dr. (2–8 c.c.); of oil, 1–5 min. (0.065–0.33 c.c.). **oil of c.** See under *oil.* **white c., wild c.** See *Canella.*

cinnamyl-eugenol (sin"am-il-u'je-nol). An antiseptic eugenol derivative, $C_5H_3(C_3H_5)(OCH_3)$-O-CO.$C_2H_2C_6H_5$, in colorless needles; used like eugenol in lung diseases. Dose, 4½–9 gr. (0.3–0.6 gm.).

cinology (sin-ol'o-je). Kinesology.

cinometer (sin-om'et-er). Kinesimeter.

cinoplasm (sin'o-plazm). Same as *kinoplasm.*

cionectomy (si-o-nek'to-me) [Gr κίων uvula + ἐκτομή excision]. Excision of the uvula or of a part of it.

cionitis (si-o-ni'tis) [Gr. κίων uvula + ιτις inflammation]. Inflammation of the uvula.

cionoptosis (si"on-op-to'sis) [Gr. κίων uvula + πτῶσις a falling]. Undue elongation of the uvula.

cionotome (si-on'o-tōm) [Gr. κίων uvula + τέμνειν to cut]. A cutting instrument for amputating the uvula.

cionotomy (si-o-not'o-me) [Gr. κίων uvula + τέμνειν to cut]. The surgical removal of a part of the uvula.

ciose (si'ōs). A proprietary dry protein product of beef used to add protein to the diet.

circel'lus veno'sus hypoglos'si [L.]. A venous plexus which surrounds the hypoglossal nerve in the anterior condyloid foramen.

circinate (ser'sin-āt). Having circular or ring-like lesions.

circle (ser'kl) [L. *cir'culus*]. A ring or other part of the body which is round or circular. **defensive c.,** the coexistence of two diseases which exert an antagonistic influence on each other. **diffusion c.,** a confused image formed on the retina when the latter is not at the focus of the eye. **c. of dispersion, c. of dissipation,** the circular space on the retina within which the image of a luminous point is formed. **c. of Haller.** 1. A circle of small arteries in the sclera, surrounding the entrance of the optic nerve. 2. A circle of veins beneath the areola of the nipple. 3. See *circulus callosus halleri.* **Huguier's c.,** the circle formed about the junction of the cervix with the body of the uterus by the uterine arteries. **Latham's c.,** a circle 2 inches in diameter covering the area of pericardial dulness and situated midway between the left nipple and the lower end of the sternum. **Pagenstecher's c.,** the circle formed on the abdominal wall by joining the points marking the positions occupied by a movable abdominal tumor which has been moved over its entire range. The center of such a circle indicates the point of attachment of the tumor. **Robinson's c.,** an arterial circle

formed by anastomoses between the abdominal aorta, common iliac, hypogastric, uterine, and ovarian arteries. **sensory c.**, an area on the body within which it is impossible to distinguish two impressions. **vascular c.**, the ring formed by the two inferior and two superior coronary arteries of the lips. **vicious c.**, a sequence of events in which the cause and effect react on each other, producing a greater effect, as the coexistence of two diseases which exert an increasing effect on each other. **c. of Willis,** the circular system formed by the internal carotid, the anterior and posterior cerebral arteries, and the posterior communicating arteries.

circuit (ser'kit) [L. *circu'itus*]. The round or course traversed by an electric current. The circuit is said to be *closed* when it is continuous, so that the current may pass through it; it is *open, broken,* or *interrupted* when it is not continuous and the current cannot pass through it. **Koch's c.**, a series of conditions which must be fulfilled by a bacterium before it is proved pathogenic. The organism must always be found with the disease; it must be capable of forming pure cultures outside the body; these cultures must be capable of reproducing the disease, and the microbes must again be found with the artificially produced morbid process. **organic c.** See *reflex c.* **reflex c.**, a chain of neurons which function in a reflex act. **short c.**, a current developed between two branches of another circuit at a point short of the terminals, so that the current does not reach the latter.

circular (ser'ku-lar) [L. *circula'ris*]. Shaped like a circle; occurring in a circle.

circulation (ser-ku-la'shun) [L. *circula'tio*]. Movement in a regular or circuitous course, as, the *circulation* of the blood. **allantoic c.**, circulation in the fetus through the umbilical vessels. **collateral c.**, that which is carried on through secondary channels after stoppage of the principal course. **compensatory c.** Same as *collateral c.* **coronary c.**, the circulation within the muscular tissues of the heart **cross c.**, the circulation in a portion of the body of one animal of blood supplied from another animal. **derivative c.**, the passage of blood from arteries to veins without going through capillaries. **fetal c.**, that which is carried on in the fetus, umbilical cord, and placenta. **first c., primitive c.**, that which conveys nutriment and oxygen to the embryo **greater c.** Same as *systemic c.* **lesser c.** See *pulmonary c* **lymph c.**, the passage of the lymph through lymph-vessels and glands. **placental c.** Same as *fetal c.* **portal c.**, the passage of the venous blood from the gastro-intestinal tract and spleen through the liver and out by the hepatic vein. **pulmonary c.**, the circulation of the blood through the lungs for the purpose of oxygenation: called also *lesser c.* **sinusoidal c.**, the flow of blood through passages in the tissues which are lined only with endothelium and have not the structure of arteries **systemic c.**, the general circulation as distinguished from the pulmonary. **vitelline c.**, the circulation through the blood-vessels ramifying upon the yolk.

circulatory (ser'ku-la-to-re). Pertaining to the circulation.

circulus (ser'ku-lus), pl. *cir'culi* [L. "a ring" or "circle"]. A circle or circuit, mostly arterial, sometimes venous, etc. **c. arterio'sus,** the circle of Willis. **c. arterio'sus hal'leri** [B N A], a circle of arteries in the sclera and around the entrance of the optic nerve called also *circulus zinnii.* **c. arterio'sus ir'idis,** two arterial rings in the iris. The *c. arterio'sus i'ridis ma'jor* surrounds the circumference of the iris; the *c. arterio'sus i'ridis mi'nor* surrounds the pupil. **c. arterio'sus willis'ii.** See *circle of Willis.* **c. artic'uli vasculo'sus,** the vascular anastomosis which runs about a joint. **c. callo'sus hal'leri,** the ring of fibrocartilage to which the mitral and tricuspid valves of the heart are attached. **c. tonsilla'ris,** a plexus of branches of the glossopharyngeal nerve near the tonsil. **c. umbilica'lis,** an arterial plexus in the subperitoneal tissue surrounding the navel. **c. vasculo'sus ner'vi op'tici [halle'ri].** Same as *c. arteriosus halleri.* **c. veno'sus halle'ri,** a circle of veins beneath the areola of the nipple. **c. veno'sus ho'vii,** a venous circuit in the ciliary region of the eye. **c. veno'sus rid'leyi,** a circle of veins around the sella turcica. **c. willis'ii,** the circle of Willis. **c. zinn'ii.** See *c. arteriosus halleri.*

circumanal (ser-kum-a'nal). Surrounding the anus.

circumarticular (ser''kum-ar-tik'u-lar). Around a joint.

circumaxillary (ser-kum-aks'il-a-re). Around the axilla.

circumbulbar (ser-kum-bul'bar). Surrounding the eyeball.

circumcallosal (ser-kum-kal-o'sal). Surrounding the corpus callosum.

circumcision (ser-kum-sizh'un) [L. *circumcis'io* a cutting around]. The removal of all or a part of the prepuce, or foreskin.

circumclusion (ser-kum-klu'shun) [L. *circumclu'dere* to shut in]. The compression of an artery by a wire and pin.

circumcorneal (ser-kum-kor'ne-al). Around the cornea.

circumcrescent (ser-kum-kres'ent) [L. *cir'cum* around + *cres'cere* to grow]. Growing around and over.

circumduction (ser-kum-duk'shun) [L. *circumdu'cere* to draw around]. The active or passive circular movement of a limb or of the eye.

circumferen'tia articula'ris [B N A]. An articular circumference.

circumferential (ser''kum-fer-en'shal). Forming a circumference.

circumflex (ser'kum-fleks) [L. *circumflex'us* bent about]. Curved like a bow.

circumgemmal (ser-kum-jem'al) [L. *cir'cum* around + *gem'ma* bud]. Surrounding a bud; a term applied to that form of nerve-ending in which an end-bud is surrounded by fibrils.

circuminsular (ser-kum-in'su-lar) [L. *cir'cum* around + *in'sula* island]. Surrounding, situated, or occurring about the island of Reil.

circumintestinal (ser''kum-in-tes'tin-al). Surrounding the intestine.

circumlental (ser-kum-len'tal) [L. *cir'cum* around + *lens* lens]. Situated or occurring around the lens.

circumnuclear (ser-kum-nu'kle-ar) [L. *cir'cum* around + *nu'cleus* nucleus]. Surrounding or occurring near the nucleus.

circumocular (ser-kum-ok'u-lar) [L. *cir'cum* around + *oc'ulus* eye]. Surrounding or occurring around the eye.

circumorbital (ser-kum-or'bit-al) [L. *cir'cum* around + *or'bita* orbit]. Situated around or occurring near an orbit.

circumpolarization (ser''kum-po-lar-iz-a'shun) [L. *cir'cum* around + *polarization*]. The rotation of a ray of polarized light to the right or left.

circumrenal (ser-kum-re'nal) [L. *cir'cum* around + *ren* kidney]. Situated or occurring near a kidney.

circumscribed (ser'kum-skribd) [L. *cir'cum* around + *scri'bere* to write]. Bounded or limited; confined to a limited space.

circumscriptus (ser-kum-skrip'tus). Circumscribed

circumstantiality (ser-kum-stan-she-al'it-e). A mental symptom marked by the introduction into

the conversation of unimportant details unrelated to the main subject of conversation.

circumvallate (ser-kum-val'āt) [L. *cir'cum* around + *valla're* to wall]. Surrounded by a trench or by a ridge. See *papilla*.

circumvascular (ser-kum-vas'ku-lar) [L. *cir'cum* around + *vas'culum* vessel]. Situated or occurring about the vessels.

circumvolute (ser''kum-vo'lūt) [L. *cir'cum* around + *volu'tus* rolled]. Twisted about.

circus movement. See under *movement*.

cirrholysin (sir-ol'is-in). A compound of thiosinamin and bismuth triodid, used for ankylosed joints, visceral adhesions, etc. Dose, $\frac{1}{10}$ gr. (0.0065 gm.).

cirrhonosus (sir-on'o-sus) [Gr. κιρρός tawny + νόσος disease]. A fetal disease characterized by a golden-yellow appearance of the pleura and peritoneum.

cirrhosis (sir-o'sis) [Gr. κιρρός orange-yellow]. 1. A disease of the liver, marked by thickening of the elements of the stroma, which afterward contracts, producing atrophy and degeneration, and giving the organ a granular, yellow appearance, due to the coloring of the acini by bile-pigments. 2. Chronic interstitial inflammation of any organ. **alcoholic c.**, that which is due to the habitual or excessive use of alcoholic drinks. **atrophic c.**, a form characterized by shrinkage in size and shriveling. It is frequently seen in hard drinkers. **bacterial c.**, a variety said to be of microbic origin. **biliary c.**, that which is caused by chronic retention of bile from obstruction of the bile-ducts (*obstructive biliary c*) or chronic cholangitis (*hypertrophic biliary c.*). It is marked by jaundice, pain in the abdomen, and enlargement of the liver and spleen. **biliary c. of children,** a disease of children in India consisting of a fibrous connective-tissue growth within the lobules of the liver; called also *infantile liver*. **Budd's c.**, chronic hepatic enlargement caused by intestinal intoxication. **calculus c.**, cirrhosis due to the presence of gall-stones. **capsular c.**, cirrhosis due to lesions of Glisson's capsules, especially chronic perihepatitis; called also *Glisson's c.* and *lymphatic c.* **cardiac c.**, chronic myocarditis with cirrhosis of the liver. **cardiotuberculous c.** See *Hutinel's disease*, under *disease*. **Charcot's c.**, hypertrophic cirrhosis of the liver. **fatty c.**, a form in which the liver-cells become infiltrated with fat. **Glisson's c.** See *capsular c.* **Hanot's c.**, hypertrophic cirrhosis. **hypertrophic c.**, a variety in which the liver becomes enlarged by overgrowth of the connective tissue. **c. of kidney,** granular kidney. **Laënnec's c.** Same as *atrophic c.* **c. of liver.** See *biliary c.* **c. of lung,** interstitial pneumonia. See under *pneumonia*. **malarial c.**, a form due to malaria, with lesions similar to those of alcoholic cirrhosis. **c. mam'mæ,** chronic interstitial mastitis. **multilobular c.**, atrophic cirrhosis. **peri-portal c.** Same as *atrophic c.* **pigmentary c.**, pigmentation of the liver seen in bronze diabetes. **portal c.**, a chronic degenerative and inflammatory disease of the liver marked by recurring degeneration and regeneration of the parenchyma of the liver and by fibrosis in and about the interlobar and portal spaces, leading eventually to obstruction of the portal circulation. **stasis c.**, cirrhosis due to obstruction of the outflow of the hepatic vein. The condition produced is called *cyanotic induration of the liver* and *cardiac liver*. **c. of stomach,** sclerotic gastritis. **syphilitic c.**, cirrhosis due to syphilis. **Todd's c.**, hypertrophic cirrhosis of the liver. **toxic c.**, cirrhosis of the liver from chronic poisoning. **unilobular c.**, hypertrophic cirrhosis. **vascular c.**, cirrhosis following upon obstruction of the hepatic vein, portal vein, or general hepatic circulation.

cirrhotic (sir-ot'ik). Of the nature of or affected with cirrhosis.

cirrus (sir'us). The sexual orifice of a segment of the tapeworm *Tænia solium*.

cirsectomy (ser-sek'to-me) [Gr. κιρσός varix + ἐκτομή excision]. Excision of a portion of a varicose vein.

cirsocele (ser'so-sēl) [Gr. κιρσός varix + κήλη tumor]. The same as *varicocele*.

cirsoid (ser'soid) [Gr. κιρσός varix]. Resembling a varix.

cirsomphalos (ser-som'fal-os) [Gr. κιρσός varix + ὀμφαλός navel] A varicose state of the navel.

cirsophthalmia (ser-sof-thal'me-ah) [Gr. κιρσός varix + ὀφθαλμός eye]. A varicose state of the conjunctival vessels.

cirsotome (ser'so-tōm) [Gr. κιρσός varix + τέμνειν to cut]. A cutting instrument for use in operating on varicosities.

cirsotomy (ser-sot'o-me) [Gr. κιρσός varix + τέμνειν to cut]. Extirpation of a varix by the knife.

cismatan (sis'ma-tan). The seeds of *Cas'sia ab'sus:* used in Egypt as a cure for ophthalmia.

cissa, citta (sis'ah, sit'ah) [Gr. κίσσα, κίττα]. The longing of pregnant women.

Cissampelos (sis-am'pel-os) [Gr. κισσός ivy + ἄμπελος vine]. A genus of menispermaceous climbing plants. *C. capen'sis*, of Africa, is emetic and purgative. *C. pare'ira*, of tropical America, is a spurious variety of pareira.

cistern (sis'tern) [L. *cister'na*]. 1. A lymph-space. 2. Any reservoir or open space. **c. of Pecquet,** the receptaculum chyli.

cisterna (sis-ter'nah) [L.]. Latin for *cistern*. **c. basa'lis,** a part of the subarachnoid space situated on the basal surface of the brain and continuous with the cisterna pontis and the cisterna magna. **c. cerebromedulla'ris** [B N A], one of the subarachnoid spaces. **c. chiasmat'ica, c. chias'matis** [B N A], a subarachnoid space between the optic chiasm and the rostrum of the corpus callosum. **c. chy'li** [B N A]. Same as *receptaculum chyli*. **c. fos'sæ latera'lis cer'ebri** [B N A], **c. fos'sæ syl'vii,** the space between the arachnoid and the fossa of Sylvius. **c. intercrura'lis profun'da,** the space between the cerebral peduncle and the arachnoid. **c. intercrura'lis superficia'lis,** the space between the arachnoid, optic commissure, and pons. **c. interpeduncula'ris** [B N A], a dilatation of the subarachnoid space in front of the pons varolii. **c. mag'na,** a space between the arachnoid and the transverse fissure of the cerebellum. **c. perilymphat'ica,** a space near the foot-plate of the stapes. **c. pon'tis,** a portion of the subarachnoid space close to the pons varolii. **c. subarachnoida'les,** the various subarachnoid spaces containing the cerebrospinal fluid. **c. ve'næ mag'næ cer'ebri** [B N A], cistern of the great vein of the cerebrum, an expansion of the subarachnoid space below and behind the trunk of the corpus callosum and above the quadrigeminal bodies.

Cistus (sis'tus) [L.; Gr. κίστος, κίσθος]. A genus of cistaceous plants. *C. cret'icus* and *C. ladanif'erus* afford ladanum.

citarin (sit'ar-in). Sodium anhydromethylene citrate, $CH_2(CO)_2O(CH_2.COONa)_2$, a white, crystalline powder, soluble in water. It is said to set free formaldehyd into the blood, and is used in gout. Dose, 15–30 gr. (1–2 gm.).

Citel'lus beech'eyi. The ground squirrel of California. It is one of the natural reservoirs of *Bacterium tularense* and has recently become extensively infected with plague. **C. mol'lis,** the ground squirrel of Utah; also a natural reservoir for *Bacterium tularense*.

citral (sit'ral) [L. *cit'rus* lemon tree]. Geranial; an odorous aldehyd, $C_9H_{15}COH$, from oil of lemon and other essential oils.

citramin (sit'ram-in). See *helmitol*.

citrate (sit'rāt). Any salt of citric acid.

citrated (sit'ra-ted). Containing a citrate, especially potassium citrate.

citresia (sit-re'se-ah). A white, crystalline powder, magnesium acid citrate, $MgHC_6H_5O_7.5H_2O$: laxative and purgative. Dose, 6 dr. to 1½ oz. (25–50 gm.).

citric acid (sit'rik). See *acid.*

citrine ointment (sit'rēn). See *ointment.*

citrocoll (sit'ro-kol). Phenocoll citrate. used as an antineuralgic.

citrol (sit'rol). Citrate of itrol: a silver preparation used in gonorrhea

Citromyces (sit-ro-mi'sēz) [*citric acid* + Gr. *μύκης* fungus]. A genus of fungi, species of which change sugar into citric acid.

citron (sit'ron) [L. *cit'ro*] The orange-like tree, *Cit'rus med'ica,* and its fruit.

citronella (sit-ron-el'ah). A fragrant grass. **c. oil,** the fragrant volatile oil of *Andropo'gon nar'dus* and other southern Asiatic grasses: antirheumatic.

citronellal (sit-ro-nel'al). The aldehyd of citronellol.

citronellol (sit-ro-nel'ol). An olefinic terpene alcohol, $(CH_3)_2C{\cdot}CH(CH_2)_3\,CH(CH_3)\,CH_2\,CHO$, and found in oil of rose and oil of geranium

citrophen (sit'ro-fen). Paraphenetidin citrate, $C_3H_4(OH)(CO\,NH.C_6H_4\,OC_2H_5)_3$, a white, powdery or crystalline, sourish compound of paraphenetidin and citric acid· antipyretic and antineuralgic. Dose, 3–15 gr. (0 2–1 gm).

citrophosphate (sit-ro-fos'fāt). A compound of a citrate and a phosphate.

citrospirin (sit-ro-spi'rin). A proprietary antiseptic and antineuralgic.

citrullin (sit-rul'in). A yellow purgative resin from colocynth

Citrullus (sit-rul'us). See *colocynth.*

citrurea (sit-ru're-ah) An antilithic preparation containing citric acid, urea, and lithium bromid.

Citrus (sit'rus) [L.]. A genus of rutaceous trees: *C. ac'ida,* the lime; *C. auran'tium,* the orange; *C. berga'mia,* the bergamot. **C. decuma'na.** See *naringin C. limo'num,* the lemon, *C. med'ica,* the citron.

civet (siv'et) [L. *civet'ta*]. A substance with the general properties of musk, collected from *Viver'ra civet'ta* and other viverrine mammals· used as a perfume and locally as a medicine.

Civiale's operation (se-ve-alz') [Jean *Civiale,* French physician, 1792–1867]. See under *operation*

Civinini's process or **spine** (tshe-ve-ne'nēz) [Filippo *Civinini,* Italian anatomist of the nineteenth century]. See under *spine.*

Cl. The symbol for *chlorin;* also abbreviation for *closure* of an electric circuit.

Clado's band, ligament, point (klah'dōz). See *band, ligament, point.*

Cladonia (kla-do'ne-ah) [Gr. *κλάδος* branch]. A genus of lichens. *C. rangiferi'na,* reindeer moss, was formerly used as a stomachic and pectoral. alcohol is distilled from it.

Cladorchis watsoni (kla-dor'kis wat-so'ni). An amphistome parasite found in the small intestine of a negro in German West Africa.

cladosporiosis (klad"o-spo-re-o'sis). Infection with Cladosporium

Cladosporium (klad-o-spo're-um). A genus of fungi. *C. cancrog'enes.* Same as *canceromyces. C. herba'rum* produces "black spot" on meat in cold storage. It will grow at a temperature of 18° F. (—8° C.). *C. madagascarien'se* causes a condition marked by gummatous nodules. *C. manso'ni* causes tinea nigra.

cladothricosis (klad-o-thrik-o'sis). Infection with cladothrix.

Cladothrix (klad'o-thriks) [Gr. *κλάδος* branch + *θρίξ* hair]. A genus of Chlamydobacteriales. It is thread-like in form with false branching. **C. asteroi'des,** a species found in an old abscess of the brain: believed to cause a disease called pseudotuberculosis cladothricia. See *Streptothrix farcinica.* **C. dichot'oma,** a species causing skin lesions in tanners, butchers, cooks, etc. **C. foers'teri,** occurs in lacrimal concretions. **C. ochra'cea,** a species occurring in water that contains ferrous carbonate, which it oxidizes to ferric hydrate.

clair-sentience (klār-sen'te-ens). The perception of that which is not perceptible to the natural senses

clam-bouillon (klam-boo-yaw'). A concentration of the juice of the quahaug, or round clam.

clamp (klamp). A surgical device for effecting compression. **Gant's c.,** a right-angled clamp used in operating for piles. **Gussenbauer's c.,** a bar of metal for joining the fragments in ununited fracture. **Michel's c's,** a metallic clip used for fastening together the edges of a wound. **pedicle c.** See *clamp forceps,* under *forceps.*

clang (klang). The quality of a sound or of the voice. **c.-deafness,** inability to perceive the more delicate qualities of tone.

clap (klap). Gonorrhea. **c.-threads,** slimy and stringy matter in gonorrheal urine.

clapotage, clapotement (klap-o-tahzh', klah-pawt-maw') [Fr.]. A splashing sound heard on succussion.

clarificant (klar-if'ik-ant). An agent which clears liquids of turbidity.

clarification (klar-if-ik-a'shun) [L *cla'rus* clear + *fa'cere* to make]. The clearing of a liquid from turbidity

clarify (klar'if-i) [L. *clarifica're* to render clear]. To clear of turbidity or of suspended matter.

Clark's sign [Alonzo *Clark,* physician in New York, 1807–1887]. See *sign.*

Clarke's column, bundle, nucleus (klarks) [Joseph Lockhart *Clarke,* English physician, 1817–1880] See *column, bundle, nucleus.*

Clarke's tongue, ulcer (klarks) [Sir Charles Mansfield *Clarke,* English physician, 1782–1857]. See under *tongue* and *ulcer.*

clasmatoblast (klas-mat'o-blast) [Gr. *κλάσμα* piece + *βλαστός* germ] A mast-cell.

clasmatocyte (klaz-mat' o-sīt) [Gr. *κλάσμα* piece broken off + *κύτος* cell] Ranvier's name (1900) for certain branched cells in connective tissue which detached portions of their processes as a means of discharging their secretions. As now used the term is equivalent to the cell described under endotheliocyte. See *endotheliocyte.*

clasmatocytosis (klaz-mat"o-si-to'sis). The division of clasmatocytes.

clasmatosis (klaz-mat-o'sis) [Gr. *κλάσμα* a piece broken off]. The breaking up into pieces, as in cell changes.

clasp-knife rigidity. See *rigidity.*

class (klas). 1. A group of plants or animals standing above an order. 2. In statistics, a group of variables all of which show a particular value or a value falling between certain limits. The *frequency of class* is the number of variables which it contains.

Class's coccus (klas'ez) [W. J. *Class,* Chicago physician, 1874–1906]. See *coccus.*

clastic (klas'tik) [Gr *κλαστός* broken]. 1. Causing or undergoing a division into parts. 2. Separable into parts.

clastothrix (klas'to-thriks) [Gr. *κλαστός* broken + *θρίξ* hair]. Trichorrhexis nodosa.

Clathrocystis (klath-ro-sis'tis) [Gr. *κληθρα* lattice + *κύστις* cyst]. A genus of schizomycetic microorganisms: some are parasitic on fish.

claudication (klaw-dik-a'shun) [L. *claudica'tio*]. Limping or lameness **intermittent c.**, a complex of symptoms characterized by absence of pain or discomfort in a limb when at rest, the commencement of pain tension, and weakness after walking is begun, intensification of the condition until walking becomes impossible, and the disappearance of the symptoms after a period of rest. The condition is seen in vascular diseases of the limbs. Called also *dysbasia angiosclerotica intermittens* and *angina cruris*.

Claudius's cell, fossa (klaw'de-us) [Friedrich Matthias *Claudius*, Austrian anatomist, 1822–1869]. See *cell* and *fossa*.

claustral (klaws'tral). Pertaining to or of the nature of a claustrum.

claustrophobia (klaws-tro-fo'be-ah) [L. *clau'dere* to shut + Gr. *φόβος* fear]. Morbid dread of being shut up in a confined space.

claustrum (klaws'trum) [L. "a barrier"]. The thin layer of gray matter outside the external capsule of the brain, dividing it from the white matter of the insula. It is mainly composed of spindle-cells.

clausura (klaw-su'rah) [L. "closure"]. Atresia.

clava (kla'vah) [L. "stick"]. An enlargement of the funiculus gracilis in the oblongata, forming the lower lateral border of the posterior part of the fourth ventricle.

claval (kla'val). Pertaining to the clava.

clavate (kla'vāt) [L. *clava'tus*]. Pertaining to the clava; club-shaped.

clavelization (klav"el-iz-a'shun) [Fr. *clavelée* sheep-pox]. Ovination, or inoculation with the virus of sheep-pox.

Claviceps (klav'is-eps) [L. *cla'va* club + *ca'put* head]. A genus of parasitic fungi which infest the seeds of various plants. *C. purpu'rea* is the essential element of the common ergot.

clavicepsin (klav-is-ep'sin). A glucosid, $C_{18}H_{34}O_{16}\cdot 2H_2O$, from ergot.

clavicle (klav'ik-l) [L. *clavic'ula*, dim. of *cla'vis* key]. The collar-bone; a bone curved like the letter *f*, which articulates with the sternum and the scapula.

clavicotomy (klav-ik-ot'o-me) [*clavicle* + Gr. *τομή* a cutting]. The operation of cutting through the clavicle.

clavicular (klav-ik'u-lar). Pertaining to the clav, icle.

claviculus (klav-ik'u-lus), pl. *clavic'uli* [L. dim. of *cla'vus* nail]. Any one of Sharpey's fibers (a set of fibers which hold together the laminæ of a bone).

clavin (kla'vin). A physiologically inert mixture of leucin and aspartic acid

clavipectoral (klav-ip-ek'to-ral) [L. *cla'vis* clavicle + *pec'tus* breast]. Pertaining to the clavicle and thorax.

clavus (kla'vus) [L. "nail"]. A corn, or horny tubercle of the skin. See *corn*. **c. hyster'icus**, a sensation as if a nail were being driven into the head. **c. secali'nus**, ergot of rye. **c. syphilit'icus**, a flat, horny growth on the hand or the foot believed to be due to syphilis.

claw-foot (klaw-fut'). Atrophy and distortion of the foot.

claw-hand (klaw-hand'). Flexion and atrophy of the hand and fingers.

clear (klēr). To remove cloudiness from microscopic specimens by the use of a clearing agent.

clearer (klēr'er). A clearing agent; an agent used in microscopy to remove the cloudiness from a specimen.

cleavage (klē'vāj). See *segmentation*.

cleavers (klē'verz). The *Ga'lium apari'ne*, a rubiaceous herb: diuretic. Dose of juice, 5 fl.oz. (148 c.c.); of fluidextract, 1–2 fl.dr. (4–8 c.c.).

cleft (kleft). A fissure; especially one occurring in the embryo. **branchial c.** See under *visceral c.* **cholesterin c.**, a cleft in a section of tissue embedded in paraffin, due to the dissolving of cholesterin crystals. **corneal c.**, a groove in the sclera into which the cornea is fitted **genital c.**, a depression of the external genital regions of the fetus which develops into the cloaca. **Larrey's c.**, the sternocostal triangle. **Maurer's c's.** Same as *Maurer's dots*. See under *dot*. **visceral c's**, the clefts between the visceral arches of the embryo. They are the *hyoid* or *hyomandibular* clefts, between the hyoid and mandibular arches; the *hyobranchial* or *posthyoidean* cleft, between the hyoid and first branchial arches; and the *branchial* clefts, between the branchial arches.

cleft-palate (kleft-pal'at). Congenital fissure of the palate and roof of the mouth.

cleidagra, cleisagra (kli-dag'rah, kli-sag'rah) [Gr. *κλείς* clavicle + *ἄγρα* seizure]. Gouty pain in the clavicle.

cleidarthritis (kli-dar-thri'tis) [Gr. *κλείς* clavicle + *ἄρθρον* joint]. Gout in the clavicular region.

cleidocostal (kli-do-kos'tal). Pertaining to the clavicle and the ribs.

cleidocranial (kli-do-kra'ne-al) [Gr. *κλείς* clavicle + *κρανίον* head]. Pertaining to the clavicles and the head. **c. dysostosis.** See *dysostosis*.

cleidocranialiasis (kli"do-kra-ne-al-i'as-is). Cleidocranial dysostosis. See under *dysostosis*.

cleidotomy (kli-dot'o-me) [Gr. *κλείς* clavicle + *τομή* cut]. The operation of dividing the clavicle of the child in difficult labor, in order to permit of the passage of the shoulders.

cleidotripsy (kli'do-trip-se) [Gr. *κλείς* clavicle + *τρίβειν* to rub] Crushing of the fetal clavicle in order to aid delivery.

cleisiophobia (kli"se-o-fo'be-ah) [Gr. *κλείσις* closure + *φόβος* fear]. Claustrophobia.

cleithrophobia (kli-thro-fo'be-ah). Same as *claustrophobia*.

Clematis (klem'at-is) [Gr. *κλῆματις*]. A genus of ranunculaceous plants, many of them active poisons. not now used in medicine except in homeopathic preparations.

cleoid (kle'oid) [Anglo-Saxon *cle*, claw + Gr. *εἶδος* form] A dental instrument, shaped like a claw, for excavating cavities.

cleptomania (klep-to-ma'ne-ah). See *kleptomania*.

cleptophobia (klep-to-fo'be-ah). See *kleptophobia*.

clergyman's sore throat (kler'je-manz). Pharyngitis with dysphonia.

clid-. For words beginning thus, see those beginning *cleid-*.

clidorrhexis (kli-do-reks'is) [Gr. *κλείς* clavicle + *ῥῆξις* rupture]. Fracture of the clavicles of the fetus in order to facilitate delivery.

clier (kli'er). A glandular swelling or tumor of the skin occurring in cattle.

climacteric (kli-mak-ter'ik) [Gr. *κλιμακτήρ* round of the ladder]. A particular epoch of the ordinary term of life at which the body is believed to undergo a radical change. The time of puberty and the menopause are climacteric. **grand c.**, occurs at the age of sixty-three. **menstrual c.**, the time of the beginning of menstruation.

climatology (kli-ma-tol'o-je) [Gr. *κλίμα* climate + *λόγος* treatise]. The sum of knowledge in regard to climates.

climatotherapeutics (kli"mat-o-ther-ap-u'tiks). Same as *climatotherapy*.

climatotherapy (kli"mat-o-ther'ap-e) [*climate* + Gr. *θεραπεία* treatment]. The treatment of disease by means of a favorable climate.

climax (kli'maks) [Gr. *κλῖμαξ* ladder]. The acme, or period of greatest intensity, in the course of an attack of disease.

climograph (kli'mo-graf) [*climate* + Gr. γράφειν to write]. A diagram representing the effect of climate on man.

clinic (klin'ik) [Gr. κλινικός pertaining to a bed]. 1. A clinical lecture; examination of patients before a class of students; instruction at the bedside. 2. A class of students assembled to witness the examination and treatment of patients. **ambulant c.**, one for patients not confined to the bed.

clinical (klin'ik-al). Pertaining to a clinic or to the bedside.

clinician, clinicist (klin-ish'an, klin'is-ist). An expert clinical physician and teacher.

clinicopathologic (klin"ik-o-path-o-loj'ik). Pertaining both to the symptoms of disease and to its pathology.

clinocephalism, clinocephaly (kli-no-sef'al-izm, kli-no-sef'al-e) [Gr. κλίνειν to bend + κεφαλή head]. Congenital flatness or hollowness of the vertex of the head.

Clinocoris (klin-ok'o-ris) [Gr. κλίνη bed + κόρις bug]. Same as *Cimex*

clinodactyly (kli-no-dak'til-e) [Gr. κλίνειν to bend + δάκτυλος finger]. Permanent bending or deflection of the fingers.

clinography (kli-nog'raf-e) [Gr. κλίνη bed + γράφειν to write]. A term used by Pensuti to express his method of bedside annotations, consisting of a system of graphic representations of the temperature, symptoms, and pathologic manifestations exhibited by a patient.

clinoid (kli'noid) [Gr. κλίνη bed + εἶδος form]. Resembling a bed; bed shaped.

clinology (kli-nol'o-je) [Gr. κλίνειν decline + λόγος discourse]. The science of the decline or retrogression of an animal organism.

clinometer, clinoscope (kli-nom'et-er, kli'no-skōp) [Gr. κλίνειν to decline + σκοπεῖν to view]. An instrument for measuring an angle of deviation, as the torsion of the eyes when gazing at a fixed object. It is used for measuring paralysis of the ocular muscles.

Clinophilus (kli-nof'il-us). Same as *Cimex*.

clinostatic (kli-no-stat'ik). Occurring when the patient lies down.

clinostatism (kli'no-stat-izm) [Gr. κλίνη bed + στάσις position]. A lying down position of the body.

cliseometer (klis-e-om'et-er) [Gr. κλίσις inclination + μέτρον measure]. An instrument for measuring the angle which the pelvic axis makes with the spinal column.

clithridium (klith-rid'e-um) [Gr. κλειθρία a keyhole] Any bacterium having a shape like a keyhole or figure of 8.

clithrophobia (klith-ro-fo'be-ah). Same as *claustrophobia*.

clition (klit'e-on) [Gr. κλιτύς slope, clivus]. The midpoint of the anterior border of the clivus.

clitoridauxe (klit"or-id-awks'e) [Gr. κλειτορίς clitoris + αὔξη increase]. Enlargement of the clitoris.

clitoridean (klit-o-rid-e'an). Pertaining to the clitoris.

clitoridectomy (klit"or-id-ek'to-me) [Gr. κλειτορίς clitoris + ἐκτομή excision]. Excision of the clitoris (Baker Brown).

clitoriditis (kli-tor-id-i'tis). Inflammation of the clitoris.

clitoridotomy (kli-tor-id-ot'o-me) [*clitoris* + Gr. τομή a cut]. Female circumcision.

clitoris (klit'o-ris) [Gr. κλειτορίς]. An organ of the female homologous with the penis in the male. It is a small, elongated, erectile body, situated at the anterior angle of the vulva.

clitorism (klit'o-rizm). 1. Hypertrophy of the clitoris. 2. Persistent erection of the clitoris.

clitoritis (klit-o-ri'tis). Inflammation of the clitoris.

clitoromania (klit"or-o-ma'ne-ah). See *nymphomania*.

clitorotomy (klit"o-rot'o-me) [Gr. κλειτορίς clitoris + τέμνειν to cut]. Surgical incision of the clitoris.

clival (kli'val). Pertaining to the clivus.

clivis (kli'vis). Same as *declivis cerebelli*.

clivus (kli'vus), **c. blumenbachii** (bloo-men-bak'e-i) [L. "Blumenbach's slope"]. The bony surface which slopes down from the pituitary fossa. **c. montic'uli.** Same as *declivis cerebelli*.

cloaca (klo-a'kah) [L. "drain"]. 1. An opening or cavity at the posterior end of the body of a vertebrate into which the intestinal, urinary, and reproductive ducts open. 2. An opening in the involucrum of a necrosed bone.

cloacal (klo-ak'al). Pertaining to the cloaca.

Cloetta's digitoxin (klo-et'az) [Max *Cloetta*, Swiss pharmacologist, born 1868]. See *digitoxin*.

clone (klōn) A group of individuals of like hereditary constitution, traceable through asexual reproductions to a single ancestral zygote.

clonic (klon'ik) [Gr. κλόνος turmoil]. Pertaining to or of the nature of clonus.

clonicity (klon-is'it-e). The condition of being clonic.

clonicotonic (klon"ik-o-ton'ik). Both clonic and tonic.

clonism, clonismus (klon'izm, klo-nis'mus) [Gr. κλόνος clonus]. A succession of clonic spasms.

clonograph (klon'o-graf) [*clonus* + Gr γράφειν to write]. An instrument for recording spasmodic movements of parts and tendon reflexes.

clonorchiasis (klo-nor-ki'as-is). Same as *clonorchiosis*.

clonorchiosis (klo-nor-ke-o'sis). Infestation of the bile passages with Clonorchis.

Clonorchis (klo-nor'kis). A genus of liver flukes of Asia. **C. endem'icus, C. sinen'sis,** one of the most common parasitic trematodes infesting the liver of man, especially in China and Japan. They have two intermediate hosts; the first is a molluscan (*Bythinia striatula*) and the second is some edible fish from which man becomes infected.

clonospasm (klon'o-spazm) [Gr. κλόνος clonus + σπασμός spasm]. Clonic spasm.

clonus (klo'nus) [Gr. κλόνος turmoil]. Spasm in which rigidity and relaxation succeed each other. **ankle-c., foot-c.,** a series of convulsive movements of the ankle, induced by suddenly pushing up the foot while the leg is extended. **toe-c.,** rhythmic contraction of the great toe, induced by suddenly extending the first phalanx. **wrist-c.,** spasmodic contraction of the hand muscles, induced by forcibly bending the hand backward.

Cloquet's canal, ganglion, hernia, etc. (klo-kāz) [Hippolyte *Cloquet*, French surgeon, 1773–1843, and his brother, Jules Germain *Cloquet*, French surgeon, 1790–1883]. See *canal, ganglion, hernia*, etc.

clostridial (klos-trid'e-al). Pertaining to or caused by clostridia.

Clostridium (klos-trid'e-um) [Gr. κλωστήρ spindle]. A genus of Bacillaceæ which are anaërobic or micro-aerophilic and which form clostridial or plectridial spore forms. **C. sæfe'tidum,** an anaerobic, Gram-positive, slightly motile, rod-shaped organism which forms oval subterminal spores. It is saccharolytic and proteolytic, but is not pathogenic. It has been found only in war wounds. **C. aërog'enes capsula'tum,** a Gram-positive, rod-shaped organism which forms oval subterminal spores. It produces "stormy fermentation" in milk and is the organism most commonly found in cases of gas gangrene. Called also *Achalme's bacillus, Bacillus aërogenes capsulatus,*

B. enteritidis sporogenes, B. perfringens, B. phlegmonis emphysematosæ, B. saccharobutyricus immobilis, B. welchii, Clostridium welchii, gas bacillus, and *Vallon-Zaber bacillus.* **C. bifermentans,** an anaerobic organism closely resembling *C. sporogenes,* but it ferments mannose. Called also *Bacillus bifermentans sporogenes.* **C. botuli'num,** a rather large, stout, motile rod resembling Clostridium septique. It forms a toxin in food materials which causes botulism. Called also *bacillus of allantiasis, Bacillus botulinus,* and *van Ermengen's bacillus.* **C. butyr'icum,** a short, Gram-positive rod that forms small oval and chiefly central spores. The cultures smell strongly of butyric acid. Called also *Bacillus actinobacter, B. amylobacter, B. butyricus, mobile buttersauer bacillus,* and *C. pasteurianum.* **C. chau'væi,** a strictly anaerobic, Gram-positive, motile, sporogenic, rod-shaped organism which causes symptomatic anthrax in cattle, sheep, and goats. It is saccharolytic, but not proteolytic and is not pathogenic for man. Called also *Bacillus anthracis symptomatici, bacillus of black leg* or of black quarter, *B carbonis, B. chauvœi, B. feseri, rauschbrand bacillus.* **C. cochlea'rium,** a slender, actively motile, Gram-negative rod, forming oval terminal spores. It is frequently found in war wounds, but is probably not pathogenic. It is saccharolytic, but not proteolytic. Called also *Bacillus cochlearius.* **C. edem'atis, C. edem'atiens,** a strictly anaerobic organism isolated from war wounds in about 40 per cent of the cases. It is Gram-positive and forms large subterminal spores. It is saccharolytic, but not proteolytic. It forms a soluble toxin and is pathogenic for laboratory animals. **C. histolyt'icum,** a Gram-positive, motile, saccharolytic, and proteolytic organism which forms oval terminal spores In conjunction with other organisms it digests living tissues very rapidly without producing general symptoms **C. multifermen'tans,** an anaerobic, Gram-positive organism which forms oval subterminal spores It is not proteolytic, but it ferments eight different sugars. **C. œdema'tiens.** See *C edematis.* **C. paraputrif'icum,** an anaerobic organism closely resembling C. putrificum except that it ferments several sugars and is found normally in the digestive tract. **C. parasporo'genes,** an anaerobic organism closely resembling C. sporogenes except that it does not produce a woolly colony and that it differs in its agglutination reactions. **C. pasteuria'num.** See *C. butyricum.* **C. putrif'icum,** an anaerobic, Gram-positive, motile organism forming round terminal spores resembling tetanus. It is proteolytic, but neither saccharolytic nor pathogenic. Called also *Bacillus putrificus* and *b. of Bienstock* **C. "Reading bacillus,"** this is practically identical with C. sporogenes except that this one seems to have the power to destroy certain toxins. Wounds infected with this organism either naturally or therapeutically heal rapidly. It is both saccharolytic and proteolytic. **C. septique,** a moderately large, motile, Gram-positive, rod-shaped organism with rounded ends and oval subterminal spores It is not proteolytic, but is saccharolytic and pathogenic for several species of animals, but infectious for man only through wounds. Called also *Bacillus œdematis maligni, B septique, B III of von Hibler, Gohn-Sachs bacillus,* and *Vibrion septique.* **C. sphenoi'des,** a small, motile, anaerobic, Gram-positive organism which forms round, terminal spores which in old cultures become wedge shaped. It is saccharolytic and is found in cases of gas gangrene, but is neither proteolytic nor pathogenic. **C. sporo'genes,** a widely disseminated anaerobic organism found in war wounds and giving them a foul odor. It is Gram-positive, motile, and forms oval subterminal spores. It is intensely proteolytic, but not pathogenic. It ferments dextrose, maltose, levulose, and glycerol. **C. ter'tium,** a slender, sluggishly motile, micro-aerophilic, rod-shaped organism which forms oval, terminal spores. It is saccharolytic, but neither proteolytic nor pathogenic. It is the third most frequently found anaerobe in war wounds. **C. tet'ani,** a slender, motile, Gram-positive, anaerobic rod-shaped organism found in garden soil and in the feces of horses, cows, and human beings. It forms round, terminal spores and produces a powerful toxin which causes tetanus. Called also *Nicolaier's bacillus* and *Bacillus tetani.* **C. tetanoi'des,** a long, motile, Gram-positive, anaerobic organism which forms round terminal spores. It greatly resembles C tetani, but does not form tetanus toxin. Called also *Bacillus tetanomorphus* and *B. anaerobicus alkaligenes.* **C. wel'chii.** See *Clostridium aerogenes capsulatus.*

clot (klot). A soft, semisolidified mass of coagulum, as of blood or lymph **agony c.,** a clot formed in the heart during the death agony. **antemortem c.,** a blood-clot formed in the heart or in a large vessel before death. **blood-c.,** a coagulum formed of blood, either in or out of the body. **chicken-fat c.,** a yellow-colored blood-clot looking like a mass of chicken-fat. **currant-jelly c.,** a fibrin clot of reddish color and of a jelly-like consistence. **distal c.,** a clot formed in a vessel on the distal side of a ligature. **external c.,** a couvercle, or clot formed outside a blood-vessel. **heart-c.,** a thrombus formed within the heart. **internal c.,** a clot formed by solidification of blood within a vessel **laminated c.,** a clot formed in layers filling the interior of an aneurysm. **marantic c.,** a blood-clot due to enfeebled circulation and general malnutrition. **muscle c.,** a clot formed in the coagulation of muscle plasm. **passive c.,** a clot formed in the sac of an aneurysm as a result of cessation of the circulation through the aneurysm. **plastic c.,** a clot formed from the intima of an artery at the point of ligation, forming a permanent obstruction of the artery. **postmortem c.,** a blood-clot formed in the heart or in a large blood-vessel after death. **proximal c.,** a clot formed in a vessel on the proximal side of a ligature. **Schede's c.** See *Schede's treatment,* under *treatment.* **stratified c.,** a thrombus made up of layers of different colors. **washed c.,** a blood-clot composed of fibrin and colorless corpuscles. **white c.,** a decolorized blood-clot.

clotbur (klot'bur). The composite-flowered plant, *Xan'thium spino'sum:* astringent. Dose of fluid-extract, 1–2 dr. (4–8 c.c); in substance, 10–20 gr. (0.666–1.333 gm).

clottage (klot'āj). The artificial or pathologic closure of a passage, as a ureter, by a blood-clot.

cloudy swelling (klow'de). See *swelling.*

clove (klōv) [L. *cla'vus* a nail or spike]. An aromatic spice, the dried flower-bud of *Euge'nia aromat'ica* (*Jambo'sa caryophyl'lus*) · used as a carminative and for the relief of nausea, also externally as an anodyne in toothache and colic. Dose, 5–10 gr. (0.33–0.65 gm.); of the oil, 1–5 min. (0 066–0.333 c.c.). **c. bark,** the aromatic bark of *Dicypel'lium caryophylla'tum.*

clove-hitch. See under *knot.*

clownism (klown'izm). The hysteric performance of grotesque actions.

club-foot (klub'fut). See *talipes.*

club-hand (klub'hand). A hand deformity analogous to club-foot; talipomanus.

clubbing (klub'ing). See *clubbed fingers,* under *finger.*

clump (klump) An aggregation of bacteria due to the action of agglutinins.

clumping (klump'ing). See *agglutination* and *Widal's test,* under *tests.*

clupein (klu'pe-in) [L. *clu'pea* herring]. A protamin obtainable from the spermatozoa of the herring.

cluttering (klut'er-ing). Hurried nervous speech, marked by the dropping of syllables.

clyer (kli'er). A scrofulous tumor in the ox due to tuberculous infection.

clyers (kli'erz). Actinomycosis.

clymene (kli-mēn'). An odoriferous substance used in testing the power of smell.

clysis (kli'sis) [Gr. *κλύσις*]. A clyster, or the administration of a clyster.

clysma (kliz'mah), pl. *clys'mata* [Gr. *κλύσμα*]. A clyster or enema.

clyster (klis'ter) [Gr. *κλυστήρ*]. An injection into the rectum; an enema.

clysterium (klis'te-re-um), pl. *clyste'ria* [L.; Gr. *κλυστήριον*]. A clyster.

clysterize (klis'ter-īz) [L. *clysteriza're*]. To apply a clyster to; to treat with enemata.

C. M. An abbreviation for *Chirur'giæ Magis'ter*, Master in Surgery; also for L. *cras ma'ne*, tomorrow morning.

cm. Abbreviation for *centimeter*

C. M. B. Abbreviation for *carbolic methylene-blue.*

c. m. s. An abbreviation for L. *cras ma'ne sumen'dus*, to be taken to-morrow morning.

CN. Cyanogen.

C. N. Abbreviation for L. *cras noc'te*, tomorrow night.

cnemial (ne'me-al). Pertaining to the shin.

Cnemidocoptes (ne"mid-o-kop'tēz). A genus of sarcoptid mites *C. galli'næ* causes the depluming of fowls *C. mu'tans* causes scaly-legs in fowls and cage birds.

cnemis (ne'mis) [Gr *κνημίς*]. The lower leg, shin, or tibia.

cnemitis (ne-mi'tis). Inflammation of the tibia.

cnemoscoliosis (ne"mo-sko-le-o'sis) [Gr. *κνήμη* leg + *σκολίωσις*]. A lateral bending of the leg.

cnicin (ni'sin). A bitter, crystalline principle, $C_{42}H_{70}O_{15}$, from *Cni'cus benedic'tus* and other plants antiperiodic, diaphoretic, and tonic.

Cnicus (ni'kus) [L., from Gr *κνίζειν* to prick]. A genus of thistles, old world composite-flowered plants. *C. benedic'tus*, "blessed thistle," is a useful tonic. Dose of decoction, 1 dr.-½ fl oz. (3 9–15 c c), of tincture, 10–20 min. (0.666–1.333 c.c).

Cnidian school (ni'de-an). An early school of medicine in Greece, preceding that of Hippocrates.

cnidosis (ni-do'sis) [Gr *κνιδή* nettle]. Urticaria.

CNOH. Cyanic acid.

CNS. Chemical symbol for *sulphocyanate.*

C. n. s. Abbreviation for L. *cras noc'te sumen'dus*, to be taken tomorrow night.

CO. Carbon monoxid.

CO_2. Carbon dioxid.

Co. Symbol for *cobalt.*

coadunation, coadunition (ko-ad-u-na'shun, -nish'un) [L. *co* together + *ad* to + *a'nus* one] Union of dissimilar substances in one mass.

coagglutination (ko-ag-lu-tin-a'shun). The agglutination by an antigen and the homologous antibody of the corpuscles of another animal.

coagglutinin (ko-ag-lu'tin-in). Partial agglutinin. See under *agglutinin.*

coagula (ko-ag'u-lah). Plural of *coagulum.*

coagulable (ko-ag'u-la-bl). Susceptible of being coagulated.

coagulant (ko-ag'u-lant) [L. *coāg'ulans*]. 1. Causing coagulation. 2. An agent that causes coagulation.

coagulase (ko-ag'u-lās). An enzyme which produces coagulation.

coagulate (ko-ag'u-lāt) [L. *coagula're*]. 1. To cause to clot. 2. To become clotted.

coagulation (ko-ag-u-la'shun) [L. *coagula'tio*]. 1. The process of changing into a clot or of being changed into a clot. 2. A clot. 3. In colloid chemistry, the solidification of a sol into a gelatinous mass; the degree of dispersion of the disperse phase from the continuous phase is lessened, thus resulting in the complete or partial separation of this phase which appears as a non-rigid, insoluble, continuous mass, called the clot or curd. Coagulation is usually irreversible. **electric c.**, the effect produced on tissues by the application of a bipolar current delivered by a needle point the tissue is broken down and condensed into a necrotic mass. **massive c.**, coagulation of the spinal fluid so as to form an almost solid clot; a condition seen in some cases of *Froin's syndrome* in meningomyelitis or tumor of the cord.

coagulation-time. See under *time.*

coagulative (ko-ag'u-la-tiv). Associated with coagulation or promoting a process of coagulation; of the nature of coagulation.

coagulen (ko-ag'u-len). A hemostatic preparation, in the form of a granular brown powder, consisting of dried animal blood-platelets mixed with grape-sugar, used in a 5 to 10 per cent. solution in distilled water.

coagulin (ko-ag'u-lin). 1. An antibody formed in the blood-serum on injection of various substances into the body of an animal and capable of coagulating the substance by whose injection it was formed. 2. Thromboplastin.

coagulinoid (ko-ag'u-lin-oid). A coagulin, the active coagulating portion of which has been destroyed by heating.

coagulometer (ko-ag-u-lom'et-er) [*coagulation* + Gr. *μέτρον* measure] An apparatus for determining the coagulability of the blood.

coagulose (ko-ag'u-lōs). A proprietary preparation made by precipitating blood-serum, used subcutaneously for arresting hemorrhage.

coaguloviscosimeter (ko-ag"u-lo-vis-ko-sim'-et-er). An instrument for determining the coagulation-time of the blood.

coagulum (ko-ag'u-lum), pl. *coag'ula.* [L.]. A clot or curd.

Coakley's operation (kōk'lēz) [Cornelius G. *Coakley*, laryngologist in New York, born 1862]. See *operation*

coalescence (ko-al-es'ens) [L. *coales'cere* to grow together]. The fusion or blending of parts.

coal-tar (kōl'tahr). A dark, semiliquid product of the dry distillation of bituminous coal, from which many valuable dyes, medicines, and other useful commodities are derived.

coaptation (ko-ap-ta'shun) [L *coapta're* to fit together]. The fitting together or adjustment of displaced parts, as of the ends of a fractured bone.

coarctate (ko-ark'tāt) [L. *coarcta're* to straighten or tighten]. Pressed close together; contracted.

coarctation (ko-ark-ta'shun) [L. *coarcta'tio*, from *cum* together + *arcta're* to make tight]. A straightening or pressing together; a condition of stricture or contraction.

coarctotomy (ko-ark-tot'o-me) [L. *coarc'tus* pressed together + Gr. *τομή* a cut]. The cutting of a stricture.

coarse (kōrs). Not fine, not microscopic.

coarticulation (ko"ar-tik-u-la'shun) [L. *con* together + *articula're* to join]. A synarthrosis.

coat (kōt) [L. *cot'tus* a tunic]. A membrane or other structure which lines or covers a part or organ. **adventitial c.**, the external coat or covering. **buffy c.** See *crusta phlogistica.* **fibrous c.**, the sclera and cornea together. **starting c.**, a dry condition of the skin of horses and cattle, with stiff, rough hair.

cobalt (ko'bawlt) [L. *cobal'tum*]. A metal, atomic weight 58.97, symbol Co, whose compounds afford pigments, but are seldom used as medicines. **c. salipyrin**, a salicylate of cobalt and antipyrin, forming a pale red powder.

Cobb's pigmentary fever. See under *fever*.

cobra (ko'brah). A poisonous snake, cobra di capello, *Na'ja tripu'dians*, of India. By inoculating animals with the cobra venom a serum is obtained which is used in counteracting the effect of bites by the snake. See also *Ophiophagus*. **c.-lecithid,** the hemolytic compound formed by cobra toxin and the lecithin of the blood.

cobraism (ko'brah-izm). Poisoning by cobra venom.

cobralysin (ko-bral'is-in). A hemolytic substance derived from the poison of the cobra.

cobweb (kob'web) [L. *ara'neum; te'la ara'nea*]. The web of various kinds of spider; sometimes used as a styptic, in the moxa, and as a domestic remedy: a febrifuge and antispasmodic. Dose, 5–30 gr. (0.333–2 gm).

COC. Abbreviation for *cathodal opening contraction*.

coca (ko'kah). The leaves of *Erythrox'ylon co'ca*, a South American plant· nervine and stimulant. Dose of extract, 2–15 gr. (0.13–1 gm); of fluidextract, 30–120 min. (2–8 c.c). **c.-ethylin,** a white powder, $C_{18}H_{23}NO_4$, nearly insoluble in water, but soluble in ether and alcohol. It is a mild local anesthetic. Called also *homococain*.

cocain (ko'ka-in). A crystalline alkaloid, methyl benzoyl ecgonin, $C_6H_5\,CO\,O.C_6H_9(CO\,O\,CH_3)\,N\text{-}CH_3$, from coca leaves It is a local anesthetic, narcotic, and mydriatic. Its hydrochlorid and many others of its compounds are employed in medicine and surgery. The salts are used to produce local anesthesia and local anemia in painful conditions and for minor operations; also as mydriatics, and internally in gastric irritability and nausea. Dose, $\frac{1}{8}$–2 gr. (0.008–0.133 gm); of the hydrochlorid, $\frac{1}{8}$–1 gr. (0.011–0.066 gm.); of the phenate, $\frac{1}{12}$–$\frac{1}{6}$ gr. (0.0054–0.011 gm). **c. aluminum citrate,** a crystalline salt: an astringent and local anesthetic. **c. aluminum sulphate,** a crystalline double salt an astringent and local anesthetic. **c. borate,** employed in eye-washes and in hypodermic injections: it is regarded as one of the most serviceable of the cocain salts. **c. cantharidate,** a white powder: recommended for hypodermic use in nasal catarrh and in tuberculosis of the larynx. **c. carbolate,** a viscid, yellowish mass: used as a local anesthetic, analgesic, etc, in rheumatism and in catarrhal inflammations. Dose, $\frac{1}{12}$–$\frac{1}{6}$ gr. (0.005–0.011 gm); locally, in 1–3 per cent. solution. **c. lactate** is recommended for injection into the bladder in cystitis. Dose, 15 gr. (1 gm.). **c. nitrate** is used in the treatment of gonorrheal and bladder troubles. **c. saccharate,** a salt in moist, crystalline plates: used principally in throat and mouth operations. **c. salicylate,** a salt in thick flakes· used hypodermically for asthma. Dose, 5 gr. (0.333 gm.). **c. stearate,** a compound used like cocain oleate in suppositories and ointments.

cocaina (ko-ka-i'nah). Cocain.

cocainidin (ko-ka-in'id-in). An alkaloid, methyl cocain, $C_{18}H_{23}NO_4$, from coca.

cocainin (ko'kān-in). Truxillin.

cocainism (ko-ka'in-izm). The morbid habit of mind and body caused by prolonged misuse of cocain as a stimulant or a narcotic.

cocainist (ko-ka'in-ist). A person addicted to the habitual use of cocain.

cocainization (ko-ka"in-iz-a'shun). The act of putting under the influence of cocain. **spinal c.,** the injection of cocain into the subdural space at the base of the spinal cord by a puncture through the fourth or fifth lumbar interspace. This produces analgesia of the lower limbs and body as high up as the thorax, the tactile, muscular, and temperature sensibility being retained. Called also *rachiococainization*.

cocainize (ko-ka'in-iz). To put under the influence of cocain.

cocainomania (ko-ka"in-o-ma'ne-ah). Persistent or excessive use of cocain as a stimulant.

cocainomaniac (ko-ka"in-o-ma'ne-ak). A victim of the cocain habit.

cocamin (ko-kam'in). An alkaloid from coca.

co-capsulin (ko-kap'su-lin). A proprietary preparation of supracapsulin and cocain hydrochlorid.

cocapyrin (ko-kah-pi'rin). A compound of cocain, 1 part, and antipyrin, 99 parts: used as an analgesic and antipyretic. Dose, 3½ gr. (0.22 gm.).

Coccaceæ (kok-ka'se-e). A family of the order Eubacteriales including all true bacteria whose cells are spheric. It comprises the genera *Streptococcus, Staphylococcus, Diplococcus, Neisseria, Micrococcus, Rhodococcus*, and *Leuconostoc*.

cocci (kok'si). Plural of *coccus*.

coccidial (kok-sid'e-al). Pertaining to Coccidium.

coccidioidal (kok-sid-e-oi'dal). Caused by coccidioides.

Coccidioides (kok"-sid-e-oi'dēz). A genus of parasitic molds. *C immitis, C pyogenes* are said to be the cause of pseudotuberculosis of the skin and coccidioidal granuloma.



Coccidioides (Rivas).

coccidiosis (kok"-sid-e-o'sis). A morbid state caused by the presence of coccidia which form nodular or suppurative foci in various parts of the body, most frequently in the bones, joints, lymph-nodes, lungs, and skin. See *Coccidium*.

Coccidium (kok-sid'e-um), pl. *coccid'ia* [L.; dim. of Gr. *κόκκος* berry]. A class of the Sporozoa They go through a complicated life-history both in schizogony and in sporogony resembling that of the malarial parasites. There are two genera parasitic in man, the *Isospora* and the *Eimeria*. **C. bigem'inum,** a parasite found abundantly in dogs and cats and rarely in man. **C. cunic'uli,** the organism causing coccidiosis in rabbits and sometimes found in man. **C. hom'inis,** a parasite frequently found in rabbits and sometimes in man. **C. ovifor'me,** a minute elliptic parasite found commonly in rabbits and mice, and rarely in man, in the interior of the columnar epithelial cells of the intestines or bile-ducts, where it slowly increases in size until it exceeds the size of the cells. The parasite causes proliferation and obstruction of the bile-ducts, which often end in cysts of the liver. **C. syphil'idis.** Same as *Leukocytozoön syphilidis*. **C. tenel'lum,** a species causing coccidiosis in fowls, blackhead in turkeys, and white diarrhea in chicks.

coccigenic (kok-sij-en'ik). Caused by a micrococcus.

coccillana (kok-se-yah'nah). See *cocillana*.

coccinella (kok-sin-el'ah). Latin for *cochineal*.

coccinellin (kok-sin-el'in) [L. *coccinelli'num*]. Carmin; the coloring principle of cochineal.

coccobacillus (kok"o-bas-il'us). A microorganism intermediate in form between a bacillus and a micrococcus. **C. fœt'idus ozæ'næ,** a microorganism said by Perez to be the cause of ozena, or fetid rhinitis. **c. verodunen'sis,** an organism found in gunshot gangrene (Besredka, 1915).

coccobacteria (kok"o-bak-te're-ah) [Gr. *κόκκος* berry + *βακτήριον* rod]. A common name for the spheroid bacteria, or for the various bacterial cocci.

coccode (kok'ōd). A globular granule.

coccogenous (kok-oj'en-us) [L. *cocci* + Gr. *γεννᾶν* to produce]. Caused by cocci.

coccoid (kok'oid). Resembling a coccus; globose.

Coccoloba (kok-ol'o-bah) [L. *coccol'obis*]. A genus of polygonaceous trees and shrubs. *C. uvif'era*, the seaside grape of tropical America, has an edible fruit, and affords an astringent extract called Jamaica kino.

coccomelasma (kok-o-me-las'mah) [Gr. κόκκος grain + μέλας black]. Granular melanosis of the skin.

cocculin (kok'u-lin). A crystalline compound, $C_{19}H_{26}O_{10}$, from cocculus.

Cocculus (kok'u-lus) [L.; dim. of *coc'cus* berry]. A genus of menispermaceous plants, many of which are medicinal, and some actively poisonous. **C. cac'ti** yields cochineal. **C. i'licis** yields kermes. **C. in'dicus**, the dried berry or fruit of *Anamir'ta coc'culus;* very poisonous; sometimes used in brewing, and useful externally in certain skin diseases and to destroy lice. it is sparingly used in night-sweats, chorea, and sick headache. Dose of tincture, 2–15 min. (0 133–1 c.c.); of fluidextract, 1–3 min. (0.066–0.2 c.c.). **C. lac'tis** yields lac.

Coccus (kok'us), pl. *coc'ci* (kok'si) [L.; Gr. κόκκος berry] 1. An individual of the Coccaceæ. When fully developed and free they are spheric; when two or more are in apposition they may be flattened along the plane of contact. 2. A genus of hemipterous insects; they produce *cochineal, kermes,* and *lac.* See *cochineal, kermes,* and *lac.* 3. The *C. cac'ti,* the cochineal insect. **Class's c.,** a microörganism discovered by Class in the blood, epidermis, and throat of scarlet fever patients. **Fehleisen's c.,** the *Streptococcus erysipelatis.*

coccyalgia, coccydynia (kok-se-al'je-ah, kok-sid-in'e-ah) [Gr. κόκκυξ coccyx + ἄλγος or ὀδύνη pain]. Pain in the coccyx.

coccydinia (kok-sid-in'e-ah). Same as *coccygodynia.*

coccygalgia (kok-sig-al'je-ah). Same as *coccygodynia.*

coccygeal (kok-sij'e-al). Of or pertaining to the coccyx.

coccygectomy (kok-sij-ek'to-me) [Gr. κόκκυξ coccyx + ἐκτομή excision]. Surgical removal of the coccyx.

coccygerector (kok"sij-e-rek'tor). The extensor coccygis muscle.

coccygeus (kok-sij'e-us). See *muscles, table of.*

coccygodynia (kok"sig-o-din'e-ah) [Gr. κόκκυξ coccyx + ὀδύνη pain]. Pain in the coccyx and neighboring region, due to rheumatism, neuralgia, or injury of the bone.

coccygotomy (kok-sig-ot'o-me) [Gr. κόκκυξ coccyx + τομή a cut]. Removal of the coccyx.

coccyodynia (kok"se-o-din'e-ah). See *coccygodynia.*

coccyx (kok'siks) [Gr. κόκκυξ cuckoo, whose bill it is said to resemble]. The small bone situated caudad to the sacrum; in man, the caudal end of the spinal column.

Coch. Abbreviation for L. *cochlea're,* spoonful.

cochia pills (kok'e-ah or ko'che-ah) [L.; Gr. κοκκίον pill]. Pills of aloes and colocynth.

cochineal (koch-in-ēl') [L. *coccinel'la;* U. S. P., *coc'cus*]. The dried female insect, *Coc'cus cac'ti,* native in tropical America, and exported as a dyestuff; also an aqueous extract of the insect; it affords carmin, and is used in pharmacy. It is used as an indicator and has a PH range of from 4.8 to 6 2, being yellowish red at 4.8 and violet at 6.2. It is considered to be antispasmodic and anodyne, and has been used in nervous affections and in whooping-cough. Dose in powder, ½ gr. (0.02 gm.); of tincture, 20–30 min. (1.25–2 c.c.).

cochl. An abbreviation for L. *cochlea're,* a spoonful. **cochl. amp.,** L. *cochlea're am'plum,* heaping spoonful. **cochl. infant.,** L. *cochlea're infan'tis,* a child's spoonful. **cochl. mag.,** L. *cochlea're mag'num,* tablespoonful. **cochl. med.,** L. *cochlea're me'dium,* dessert spoonful. **cochl. parv.** L. *cochlea're par'vum,* teaspoonful.

cochlea (kok'le-ah) [L. for "snail-shell"]. 1. Anything of a spiral form. 2. The conic cavity of the internal ear which contains the essential organs of the auditory sense.

cochlear (kok'le-ar). Of or pertaining to the cochlea.

cochleare (kok-le-a're). L. for "spoon" or "spoonful." **c. am'plum,** "large spoon"; a tablespoonful. **c. mag'num,** tablespoon or tablespoonful abbreviated to *cochl mag.* **c. me'dium,** dessertspoon or dessertspoonful; literally, middle-sized spoon: abbreviated to *cochl. med.* **c. par'vum,** a teaspoon.

Cochlearia (kok-le-a're-ah) [L.]. A genus of cruciferous plants. **C. armora'cia** is the horse-radish. its root is a stimulant condiment and a stomachic. Dose of fluidextract, 1–2 fl dr (4–8 c.c.). The fresh leaves are used in domestic medicine and as a pot-herb. **C. officina'lis,** scurvy-grass, is diuretic, antiscorbutic, and stimulant.

cochleariform (kok"le-ar'if-orm) [L. *cochlea're* spoon + *for'ma* form]. Shaped like a spoon.

cochleate (kok'le-āt) [L. *cochlea* snail]. Shaped like a snail shell· said of bacterial cultures.

cochleitis (kok-le-i'tis). Inflammation of the cochlea.

cochleovestibular (kok"le-o-ves-tib'u-lar). Pertaining to the cochlea and vestibule of the ear.

Cochliomyia (kok-le-o-mi'e-ah). A genus of American flies of the family Muscidæ. **C. macella'ria** (formerly called *Chrysomyia macellaria*), a bluish-green fly which deposits its eggs during the warmest hours of the day on wounds or in body cavities, from which the larvæ, known as screw-worms, hatch and burrow into the skin.



Cochliomyia macellaria, screw-worm fly· *A*, Adult; *B*, maggot. (× 3).

cochlitis (kok-li'tis). See *cochleitis.*

cocillana (ko-se-yah'nah). The bark of *Gua'rea swart'zii* (*rus'byi*), emetic, expectorant, and cathartic. Dose of fluidextract, 10–30 min. (0.666–2 c c).

cockle (kok'el). See *Agrostemma.*

cockroach (kok'rōtch). See *Blatta.*

Cock's operation (koks) [Edward *Cock,* English surgeon, 1805–1892]. See *operation.*

COCl. Abbreviation for *cathodal opening clonus.*

cocoa (ko'ko). See *cacao* and *chocolate.* **c.-butter.** See under *butter.*

cocoanut (ko'ko-nut). The fruit of *Co'cos nucif'era,* a palm-tree whose sap affords palm-wine or toddy, while the nut is an important article of food, and supplies great quantities of a valuable oil.

coco-olein (ko-ko-o'le-in) A proprietary substitute for cod-liver oil: said to be an olein from cocoanut oil.

Coct. Abbreviation for *coc'tio,* boiling.

coction (kok'shun) [L. *coc'tio* a cooking]. 1. The process of boiling. 2. Digestion.

coctolabile (kok-to-la'bil) [L. *coc'tus* cooked + *la'bilis* perishable]. Destroyed or altered by heating to the boiling-point of water.

coctoprecipitin (kok-to-pre-sip'it-in) [L. *coc'tus* cooked + *precipitin*]. A precipitin produced by injecting a heated serum or other antigen (thermoprecipitinogen). It reacts not only with the heated antigen, but with the unheated one also.

coctostabile, coctostable (kok-to-sta'bil, -bil) [L. *coc'tus* cooked + *sta'bilis* resisting]. Not altered by heating to the temperature of boiling water.

codamin (ko'dam-in). An alkaloid, $C_{20}H_{25}NO_4$, from opium.

code of medical ethics. A set of rules adopted by the American Medical Association for the guidance of physicians in their professional relations.

codein (ko-de'in) [L. *codei'na*]. A white or whitish, crystalline alkaloid, morphin methyl ether, $C_{18}H_{21}NO_3 + H_2O$, from opium; soluble in 80 parts of cold water and 17 parts of boiling water, and easily soluble in alcohol and ether, it is narcotic, but less so than morphin· used as a substitute for morphin in severe cough, diabetes mellitus, and pain in the intestines. Dose, ½–2 gr. (0.03–0.13 gm.). **c. hydroiodate,** a salt, $C_{18}H_{21}NO_3.HI + H_2O$, anodyne and hypnotic: recommended for use in children's diseases. **c. methyl bromid,** a sedative, $C_{18}H_{21}NO_3(Br.CH_3)$, known also as *sucodein*. **c. phosphate,** a salt, in colorless needles, $C_{18}H_{21}NO_3\,H_3PO_4 + 2H_2O$: a good substiute for morphin. Dose, ⅓–¾ gr. (0.025–0.05 gm.). **c. sulphate,** a white. crystalline powder, $(C_{18}H_{21}O_3N)_2 \cdot H_2SO_4\,5H_2O$. Dose, ½–1 gr. (0–03 006 gm.). **c. valerianate,** an antispasmodic and hypnotic salt. Dose, ¼ gr. (0.015 gm.).

codeonal (ko-de'o-nal). A preparation of codein diethylbarbiturate and sodium diethylbarbiturate: used as a sedative and hypnotic.

codex (ko'deks), pl. *cod'ices* [L.]. An authorized medicinal formulary; especially the French Pharmacopœia.

cod-liver oil (kod-liv'er). See *oil*.

codol (ko'dol). Same as *retinol*.

codrenin (kōd-re'nin). A proprietary preparation of cocain hydrochlorid, adrenalin chlorid, and chloretone dissolved in physiologic salt solution: used as a local anesthetic and hemostatic.

coefficient (ko-ef-ish'ent). In chemistry, a number or figure put before a chemic formula to indicate how many times the formula is to be multiplied. **c. of absorption,** a number indicating the volume of a gas absorbed by a unit volume of a liquid at 0° C. and a pressure of 760 mm.; called also *Bunsen c.* **Amann's c.,** the normal proportion between the quantities of ethereal sulphates and the total nitrogen in the urine. It is expressed as follows:

$$\frac{\text{Eth. S.} \times 100}{\text{IV. Urine}}$$

Ambard's c. See *Ambard's formula*, under *formula* **Baumann's c.,** the ratio of the ethereal to the total sulphates in the urine. **biologic c.,** the amount of potential energy consumed by the body when at rest. **Bouchard's c.** 1. The ratio between the amount of urine and the total solids of the urine. 2. See *urotoxic c.* **Bunsen c.,** coefficient of absorption. **c. of conductivity,** a number indicating the quantity of heat that passes in a unit of time through a unit thickness of a substance when the difference in temperature is 1° C. **creatinin c.,** the figure is obtained by dividing the total of milligrams of creatinin in the day's urine by the body weight expressed in kilograms. **distribution c.** Same as *partition c.* **c. of expansion,** a number indicating the amount a substance expands when heated 1° C. **c. of extinction,** that dilution of an antibody at which the specific activity is no longer manifest. **Falta's c.,** the percentage of ingested sugar eliminated from the system. **Haeser's c.,** a coefficient used for estimating the amount of total solids in urine from the specific gravity. It is similar to Long's coefficient, but smaller—2.33. **hygienic laboratory c.,** a number representing the disinfecting value of a substance obtained by dividing the weakest solution of the disinfectant that will kill typhoid bacilli by the weakest solution of carbolic acid that will kill the bacilli in the same length of time **isometric c. of lactic acid,** the ratio of the total isometric tension a muscle can produce before fatigue to the milligrams of lactic acid is produced. **isotonic c.,** a number showing the quantity of salt which should be added to distilled water to prevent its destroying the erythrocytes when added to blood. **Lancet c.,** a number representing the disinfecting value of a substance as compared with carbolic acid. **lethal c.,** that concentration of a disinfectant that will kill sporeless bacteria (*inferior lethal c.*) or bacteria spores (*superior lethal c.*) in water at a temperature of 20°–25° C. in the shortest time. **Long's c.,** a figure, 2 6, used to obtain the number of grams of solids in 1000 c.c. of urine by multiplying the last two figures of the specific gravity. **c. of partage,** a number indicating the ratio between the amount of an acid absorbed by ether from an aqueous solution of the acid and the amount remaining in solution. **partition c.,** the proportion of a given substance that is distributed between two or more different solvents used at the same time. Called also *distribution c.* **phenol c.** See *Rideal-Walker c.* **respiratory c.,** respiratory quotient. See *quotient*. **Rideal-Walker c.,** a number indicating the disinfecting value of a substance; it is the quotient obtained by dividing the number representing the dilution of a disinfectant which kills an organism in a fixed time by the number representing the degree of dilution of carbolic acid which kills the organism in the same time Called also *phenol c.* **temperature c.,** the effect of temperature upon chemical reactions; a number indicating the change of the reaction velocity constant with the temperature. Cf. *van't Hoff's law*, under *law*. **Trapp's c.** See *Trapp's formula*, under *formula*. **urohemolytic c.,** the smallest degree of dilution necessary to render a specimen of urine hemolytic. **urotoxic c.,** a number expressing the toxicity of the urine it is the quantity of urotoxic units produced per unit weight and eliminated in unit time (Bouchard). **c. of variability,** the ratio of the standard deviation to the mean. **velocity c.,** a number expressing the rate of a reaction; the rate of transformation of a unit mass of a substance in a chemical reaction. **Yvon's c.,** the ratio between the quantity of urea and the phosphates of the urine.

cœlarium, celarium (se-la're-um) L., from Gr. κοῖλος a hollow]. The membrane that lines the body-cavity, or cœlom: it consists of a parietal layer, the *exocœlarium*, and a visceral layer, or *endocœlarium* It is also called *mesothelium* or *cœlom-epithelium*.

coelectron (ko-e-lek'tron) [L. *con* together + *electron*]. The atomic core; the core which, with the electron attached, forms an atom of matter.

Cœlenterata (se-len-ter-a'tah). A phylum of invertebrates including the corals, jelly-fishes, and hydroids.

cœlenterate (se-len'ter-āt). Belonging to the Cœlenterata; one of the Cœlenterata.

cœlenteron (se-len'ter-on). Same as *archenteron*.

cœliac, etc. For words beginning with *cœ*, see those beginning *ce*.

cœlom, celom (se'lōm) [Gr. κοίλωμα, from κοῖλος hollow]. The body-cavity of the embryo, situated between the somatopleure and the splanchnopleure; from it arise the principal cavities of the trunk. The word is also written *cœloma*.

cœlothel (se'lo-thel) [Gr. κοῖλος hollow + θηλή nipple]. The mesoblastic epithelium lining the true body-cavity of the embryo.

cœlozoic (se-lo-zo'ik). See *celozoic*.

cœnesthesia (sen-es-the'ze-ah). See *cenesthesia*.

cœnesthopathia (sen-es-tho-path'e-ah). See *cenesthopathia*.

cœnobium. See *cenobium*.

cœnurosis (se-nu-ro'sis). Infection of sheep with the *Cœnurus cerebralis*. See *staggers*.

Cœnurus cerebralis (se-nu'rus ser-e-bra'lis) [Gr. κοινός common + οὐρά tail]. The larva of the *Tæ'nia cœ'nurus*, found in the brain of sheep.

coenzyme (ko-en'zīm). A non-colloidal substance which combines with an inactive enzyme to produce activation of the enzyme. It differs from activators of the inorganic and colloidal variety in that its combination with the enzyme is dissociable instead of permanent. Called also *coferment*.

coetaneous (ko-e-ta'ne-us) [L. *co* with + *ætas* age]. Having the same age.

coexcitation (ko-ek-si-ta'shun). Simultaneous excitation

coferment (ko-fer'ment). See *coenzyme*.

coffee (kof'e) [L. *cof'fea, caf'fea*]. The dried seeds of *Cof'fea arab'ica*, a tree believed to have originated in Africa, but now growing in nearly all tropical regions. the infusion is invigorating, tonic, and conservant; it is useful in chronic asthma, headache, and opium-poisoning.

coffeinism (kof'e-in-izm). A morbid condition resulting from excessive use of coffee.

coffer-dam (kof'er-dam). See *dam*.

coffeurin (kof-e-ū'rin). A substance said to be present in the urine after the free use of coffee.

coffin-bone (kof'in-bōn). The third, or distal, phalanx in the foot of the horse.

coffin-joint (kof'in-joint). The second interphalangeal joint of the foot of a horse.

cognac (kōn'yahk). See *brandy*.

cognition (kog-nish'un) [L. *cogni'tio*, from *cognos'cere* to know]. That operation of the mind by which we become aware of objects of thought or perception.

cogwheel phenomenon or **sign.** See under *phenomenon*

cohabitation (ko"hab-it-a'shun) [L *co-* together + *habita're* to dwell]. The dwelling together of a man and woman, with habitual coition, whether married or not.

$COH.CCl_3$. Chloral.

cohesion (ko-he'zhun) [L. *cohæ'sio*, from *con* together + *hæ'rere* to stick]. The force which unites the particles of a body.

cohesive (ko-he'siv). Adhering together.

$C_4O_6H_4K(SbO)$. Tartar emetic.

Cohn's test (kōnz) [Hermann Ludwig *Cohn*, German oculist, born 1838]. See under *tests*.

$C_4O_6H_4NaK$. Potassium and sodium tartrate.

Cohnheim's areas, field, frog, theory, etc. (kōn'hīmz) [Julius Friedrich *Cohnheim*, German pathologist, 1839–1884]. See *area, field, frog, theory*, etc.

Cohnistrep'tothrix isra'eli. Same as *Actinomyces bovis*.

cohobation (ko-ho-ba'shun). The repeated distilling of a liquid from the same material, redistillation.

cohosh (ko-hosh'). A North American (Algonkin) name for various medicinal plants, as *Actæ'a spica'ta*, or red cohosh; *Caulophyl'lum thalictroi'des*, or blue cohosh; and *Cimicif'uga racemo'sa*, or black cohosh.

coil (koil). Anything wound in a spiral. **induction c.,** an apparatus for inducing an electric current. It consists of a coil of coarse wire (*primary coil*), which contains an iron core and is surrounded by a long coil of fine wire (*secondary coil*). When a galvanic current is passed through the primary coil, a faradic current is induced in the secondary coil. **Leiter's c.,** a coil of thin metal tubing wound round a part of the body, through which hot or cold water is passed for the purpose of varying the temperature of the part. **Ruhmkorff c.,** an induction coil in which the secondary coil is not movable. **Tesla c.,** an induction coil without an iron core, used for the production of a Tesla discharge.

coin-catcher (koin-katch-er). An instrument for catching and removing a coin or similar object lodged in the esophagus.

coin-counting (koin-kown'ting). A movement of the tips of the thumb and index-finger over each other, seen in paralysis agitans.

coin-test. See under *tests*.

coinosite (koi'no-sīt). A free or unfixed commensal organism.

coition (ko-ish'un) [L. *coi'tio* a going together]. Sexual commerce; copulation.

coitophobia (ko"it-o-fo'be-ah) [*coitus* + Gr. φόβος fear]. Morbid dread of coitus.

coitus (ko'it-us) [L.]. Sexual intercourse; copulation. **c.-disease,** a venereal disease of horses resembling syphilis.

Coix (ko'iks) [L ; Gr. κόιξ a palm]. A genus of grasses. *C lac'ryma*, an Asiatic species, bears large seeds called *Job's-tears*, which are often strung as beads for infants' use in teething said to be anodyne and diuretic.

coko (ko'ko). A Fijian disease resembling yaws.

Col. Abbreviation for L. *co'la*, strain.

cola (ko'lah). See *kola*.

colalgia (ko-lal'je-ah) [Gr. κόλον colon + ἄλγος pain]. Pain in the colon.

colalin (ko-lal'in). A yellow powder, slightly soluble in water, said to represent the active principle of bile. It is a mixture of hyoglycocholic and hyotaurocholic acids from hog bile used as a digestive and intestinal antiseptic and to relieve gallstone colic Dose, ¼–½ gr. (0.016–0.03 gm.).

colasaya (ko-las-a'ah). A tonic preparation of cola, calisaya bark, cocoa, iron, and phosphates.

Colat. Abbreviation for L. *cola'tus*, strained.

colatein (ko-lah-te'in). A crystalline phenolic derivative of kola nut

colation (ko-la'shun) [L. *cola'tio*]. The process of straining or filtration.

colatorium (kol-at-o're-um), pl. *colato'ria* [L., from *cola're* to strain]. 1. A strainer or colander; a sieve. 2. The pituitary body.

colature (ko'lāt-ūr) [L. *colatu'ra*, from *cola're* to strain]. A liquid obtained by straining.

colauxe (ko-lawks'e) [Gr. κόλον colon + αὔξη increase]. Dilatation of the colon.

colchicein (kol-chis-e'in). A crystalline alkaloid, aceto-trimethyl-colchicinic acid, $C_{21}H_{23}NO_6$ + $\frac{1}{2}H_2O$, from colchicum by heating with sulphuric acid, and more active than colchicin. Hypodermic dose, $\frac{1}{30}$–$\frac{1}{64}$ gr. (0.0006–0.001 gm.); to be given with caution.

colchicin (kol'chis-in). An alkaloid, $C_{22}H_{25}O_6N$, from colchicum. Dose, $\frac{1}{100}$–$\frac{1}{20}$ gr. (0.00066–0.0032 gm.).

Colchicum (kol'che-kum or kol'ke-kum) [L.]. A genus of liliaceous plants. The corm and seed of *C. autumna'le*, a European and Asiatic plant, are cathartic, emetic, and locally irritant, and in large doses poisonous. They are used in gout, rheumatism, and rheumatic affections, such as tonsillitis, pharyngitis, etc. Dose of powdered root, 2–8 gr. (0.13–0.52 gm.); of powdered seeds, 1–5 gr. (0.065–0.32 gm.); of fluidextract of seed, 1–5 min. (0.06–0.3 c.c.); of tincture of seed, 10–30 min. (0.666–2 c.c.); of extract of root, ½–1½ gr. (0.033–0.09 gm.); of fluidextract of root, 2–5 min. (0.133–0.333 c.c.); of wine of root, 5–15 min. (0.333–1 c.c.).

colchisal (kol'chis-al). Colchicin salicylate; an amorphous yellow powder: a remedy for gout and rheumatism. Dose, $\frac{1}{100}$ gr. (0.00065 gm.).

colcothar (kol'ko-thar) L.]. Fe_2O_3, red oxid of iron: tonic and styptic.

cold (kōld). 1. Privation or relatively low degree of heat. 2. A catarrhal or other disorder due to exposure to cold and wet. **rose c.** See under *rose*.

coldsore (kōldsōr). Herpes labialis.

colectomy (ko-lek'to-me) [*colon* + Gr. ἐκτομή excision]. Excision of a portion of the colon.

coleocele (ko'le-o-sēl) [Gr. κολεός sheath + κήλη hernia]. Vaginal hernia.

coleocystitis (ko"le-o-sis-ti'tis) [Gr. κολεός sheath, vagina + *cystitis*]. Inflammation of the vagina and bladder.

Coleoptera (ko-le-op'ter-ah) [Gr. κολεός sheath + πτερόν wing]. An order of insects comprising the beetles.

coleospastia (ko-le-o-spas'te-ah) [Gr. κολεός sheath + σπαστία spasm]. Vaginismus.

coleotomy (ko-le-ot'o-me) [Gr. κολεός sheath + τομή cut]. A cutting operation upon the vagina.

coles (ko'lēz). The penis. **c. femini'nus**, the clitoris.

Cole's sign (kōlz) [Lewis Gregory *Cole*, New York roentgenologist]. See under *sign*.

Colet. Abbreviation for L. *cole'tur*, let it be strained.

Coley's fluid, toxin (ko'lēz) [William B. *Coley*, surgeon in New York, born 1862]. See under *fluid*.

colibacillary (ko-li-bas'il-a-re). Produced by the *Bacillus coli*.

colibacillemia (ko"li-bas-il-e'me-ah). The presence of *Bacillus coli* in the blood.

colibacillosis (ko-li-bas-il-o'sis). Infection with the *Bacillus coli*.

colibacilluria (ko-li-bas-il-u're-ah). Presence of the colon bacillus in the urine.

colibacillus (ko"li-bas-il'us). The *Bacillus coli*.

colibacterin (ko-li-bak'ter-in). See *bacterial vaccine*, under *vaccine*.

colic (kol'ik) [Gr. κωλικός]. 1. Pertaining to the colon. 2. Acute abdominal pain **appendicular c.** Same as *vermicular c.* **biliary c.**, paroxysms of pain and other severe symptoms due to the passage of gall-stones along the bile-duct. Called also *hepatic c.* **bilious c.**, abdominal pain accompanied by the vomiting of bile and the passage of bilious stools. **copper c.**, a severe colic common among workers in copper. **crapulent c.**, that which is due to excess in eating and drinking. **Devonshire c.**, lead-colic. **endemic c.**, a dangerous form of colic peculiar to hot countries. **gastric c.**, gastralgia. **hepatic c.** See *biliary c.* **hill-c.**, a febrile diarrhea prevalent in the hill tracts of India. **intestinal c.**, acute abdominal pain. **lead-c., painters' c.**, that which is due to lead-poisoning. **meconial c.**, colic of new-born infants. **menstrual c.**, severe abdominal pain at the menstrual period. **mucous c., pseudomembranous c.**, pseudomembranous enteritis. **nephritic c.**, pain in the kidney from either stone or acute inflammation. **ovarian c.**, ovarian pain from disease of the organ. **painters' c.** See *lead-c.* **pancreatic c.**, abdominal pain caused by obstruction of the excretory duct of the pancreas. **Poitou c.**, lead-colic. **renal c.**, pain produced by the passage of stone along the ureter. **saburral c.**, colic from intestinal indigestion. **sailors' c.**, a painful colic prevalent among marines. **salivary c.**, pain in the region of the salivary gland occurring in cases of salivary calculus. **sand c.**, chronic indigestion in horses and cattle due to the presence in the stomach or intestine of sand taken in with food or drink. **saturnine c.**, lead-colic. **stercoral c.**, intestinal colic due to accumulation of feces. **tubal c.**, painful spasmodic contraction of the fallopian tube. **ureteral c.**, colicky pains due to obstruction of the ureter. **uterine c.**, severe abdominal pain from some uterine disease or at the menstrual epoch. **vermicular c.**, a condition of colic in the vermiform appendix occasioned by a catarrhal inflammation resulting from blocking of the outlet of the appendix. **wind c.**, pain in the bowels due to their distention with air or gas. **zinc c.**, colic resulting from chronic zinc poisoning.

colica (kol'ik-ah). Latin for *colic*. **c. dex'tra**, the right colic artery. See *arteries, table of*. **c. me'dia**, the middle colic artery. See *arteries, table of*. **c. muco'sa**, mucous enteritis. **c. pas'sio**, colic. **c. pic'tonum**, colic of Poitou; lead-colic. **c. scorto'rum**, severe colicky pain in the region of the fallopian tubes; seen in salpingitis. **c. sinis'tra**, the left colic artery. See *arteries, table of*.

colicolitis (ko"le-ko-li'tis). Colitis caused by *Bacillus coli*.

colicoplegia (kol"ik-o-ple'je-ah) [Gr. κωλικός colic + πλήσσειν to strike]. Lead-colic and lead paralysis together.

colicystitis (ko"le-sis-ti'tis). Cystitis dependent upon the presence of the colon bacillus.

colicystopyelitis (ko-le-sis"to-pi-el-i'tis) [*colon* + Gr. κύστις bladder + πύελος pelvis]. Inflammation of bladder and kidney pelvis due to the colon bacillus.

coliform (kol'if-orm) [L. *co'lum* a sieve]. 1. Cribriform. 2. Resembling the *Bacillus coli*.

coli-group. A group of bacteria, including the *Bacillus coli*, the paracolon bacillus, typhoid bacillus, paratyphoid bacillus, and bacillus of psittacosis.

colilysin (ko-lil'is-in). A lysin formed by *Bacillus coli*.

colinephritis (ko-le-nef-ri'tis). Nephritis due to the presence of colon bacillus.

coliplication (ko-lip-lik-a'shun). Coloplication.

colipuncture (ko'le-punkt-ūr). Colocentesis.

colipyelitis (ko"le-pi-el-i'tis). Pyelitis due to the *Bacillus coli*.

colipyuria (ko-le-pi-u're-ah) [*colon* bacillus + Gr. πύον pus + οὖρον urine]. Pus in the urine due to infection with *Bacillus coli*.

colisepsis (ko-le-sep'sis). Infection with *Bacillus coli*.

colitis (ko-li'tis). Inflammation of the colon. **amebic c.**, colitis due to *Amœba coli* **mucous c.**, a chronic disease, affecting chiefly neurotic subjects, characterized by the excessive secretion of mucus in the colon and marked by colic, constipation, or diarrhea, and the passage of mucus and membranous shreds Called also *mucous colic, myxomembranous colitis, mucocolitis, membranous enteritis, colic* or *intestinal myxoneurosis*, and *tubular diarrhea*. **myxomembranous c.** See *mucous c.* **ulcerative c.**, ulceration in the colon.

colitoxemia (ko-le-toks-e'me-ah). Toxemia due to infection with the colon bacillus.

coliuria (ko-le-u're-ah). Presence of the *Bacillus coli* in the urine.

collæmia (kol-e'me-ah). Colemia.

collætina (kol-et'in-ah). A proprietary adhesive plaster containing lanolin and caoutchouc.

collagen (kol'aj-en) [Gr. κόλλα glue + γεννᾶν to produce]. The main organic constituent of connective tissue and of the organic substance of the bones; changeable by boiling into glue or gelatin.

collagenic (kol-a-jen'ik). Forming or producing collagen

collapse (kol-aps') [L. *collap'sus*]. 1. A state of extreme prostration and depression, with failure of circulation. 2. Abnormal falling in of the walls of any part or organ. **c. of the lung**, an airless or fetal state of all or a part of a lung. **c. therapy.** See under *therapy*.

collar, Casal's. A band-like arc of pellagrous eruption about the neck. **c. of Stokes**, an edematous thickening of the neck and soft parts of the thorax associated with dilatation of the veins from the neck to the diaphragm, seen in

cases of obstruction of the superior vena cava. **venereal c., c. of Venus.** See *melanoleukoderma colli.*

collar-bone (kol'ar-bōn). The clavicle.

collar-crown (kol'ar-krown). In dentistry, a form of collar for an artificial tooth which is fastened to a natural root.

collargol, collargolum (kol-ar'gol, kol-ar-go'lum). A form of colloidal silver, soluble in water and in albuminous fluids: it is a germicide and antiseptic, and is used in gonorrheal ophthalmia, etc.

collasan (kol'as-an). A preparation of colloidal kaolin: used as a laxative.

collateral (kol-at'er-al) [L. *con* together + *la'tus* side]. 1. Not direct or immediate; secondary or accessory. 2. A paraxon; a small side branch of an axon.

collaurum (kol-aw'rum). A form of colloidal gold.

collemia, collæmia (kol-e'me-ah) [Gr. κόλλα glue + αἷμα blood]. A glutinous or viscid condition of the blood.

Colles's fascia, fracture, law, etc. (kol'ēz) [Abraham *Colles*, an Irish surgeon, 1773–1843]. See *fascia, fracture, law,* etc.

Colles-Baumès law (kol'ēz-bo-māz'). Colles's law.

colliculectomy (kol ik-u-lek'to-me) [*colliculus* + Gr. ἐκτομή excision]. The operation of excising the colliculus seminalis.

colliculitis (kol-ik-u-li'tis). Urethral inflammation about the colliculus or verumontanum.

colliculus (kol-ik'u-lus) [L. *collic'ulus* mound]. A small elevation. **c. facia'lis,** a thickening of the medial eminence above the medullary striæ in the rhomboid fossa, caused by the internal genu of the facial nerve. **inferior c., c. infe'rior** [B N A], the posterior pair of corpora quadrigemina. **c. semina'lis** [B N A], the verumontanum. **superior c., c. supe'rior** [B N A], the anterior larger pair of corpora quadrigemina.

collidin (kol'id-in) [Gr. κόλλα glue]. 1. An oily base or ptomain, trimethyl-pyridin, $C_6H_2N(CH_3)_3$, from decaying animal matter: probably poisonous. 2. Any member of the group of which the normal collidin is the type **aldehyd c.,** a collidin obtained by the distillation of aldehyd.

collifixation (kol-e-fik-sa'shun). Same as *collopexia.*

colliform (kol'if-orm). A proprietary wound-dressing material containing formaldehyd and gelatin.

colligamen (kol-ig-a'men) [L.]. A form of medicated surgical bandage.

Collinsonia (kol-in-so'ne-ah) [after Peter *Collinson*, 1694–1768]. A genus of labiate herbs. *C. canaden'sis,* stone-root or richweed, is tonic and diuretic Dose of herb (in decoction), 15–60 gr. (1–4 gm.); of fluidextract, 10–40 min. (0.65–2.5 c.c.); of tincture, ½–2 fl dr. (2–8 c.c).

collinsonin (kol-in-so'nin). A dry preparation of *Collinso'nia canaden'sis·* diuretic and diaphoretic. Dose, 2–4 gr. (0.133–0.266 gm).

colliquation (kol-ik-wa'shun) [L. *con* together + *liqua're* to melt]. Liquefactive degeneration. **ballooning c.,** liquefaction of cell protoplasm attended by edematous swelling. **reticulating c.,** liquefaction of cell protoplasm with the formation of reticulations.

colliquative (kol-ik'wah-tiv) [L *con* together + *liqua're* to melt]. 1. Characterized by an excessive fluid discharge. 2. Marked by liquefaction of tissues.

collobiase (kol-o-bi'ās). A turpentine preparation in colloidal form for intravenous or intramuscular injection.

collochemistry (kol-o-kem'is-tre). The chemistry of colloids.

collodion (kol-o'de-on) [L. *collo'dium,* from Gr. κολλώδης glutinous]. A solution of gun-cotton (pyroxylin) in ether and alcohol. It is a syrupy liquid, evaporating to form a contractile film: used as a protective covering for wounds, burns, ulcers, etc. For varieties, see *collodium.* **blistering c.** Same as *collodium cantharidatum.* **flexible c.** See *collodium flexile.* **hemostatic c.** See *collodium stypticum.*

collodium (kol-o'de-um) [L.]. Collodion. **c. bitu'minis sulphona'ti,** a 10 per cent. solution of sulphonated bitumin in flexible collodion. **c. cantharida'tum,** cantharidal collodion: a vesicant preparation composed of an acetone extract of cantharides dissolved in flexible collodion. **c. flex'ile** (U. S. P.), flexible collodion; collodion to which has been added 2 per cent. of camphor and 3 per cent. of castor oil. It does not dry down as hard and stiff as collodium, nor does it contract as much in drying. **c. ioda'tum,** iodized collodion: a collodion charged with iodin; a resolvent for application to tumors, etc. **c. salicyla'tum compos'itum,** collodion with 2 per cent. of extract of cannabis indica, 10 per cent. of alcohol, and 11 per cent. of salicylic acid· useful in treating corns and bunions. **c. styp'ticum,** styptic collodion; collodion prepared with tannic acid, ether, and alcohol: an astringent for external use.

colloid (kol'oid) [Gr. κολλώδης glutinous]. 1. Glutinous or resembling glue. 2. A fourth state of matter, neither gaseous, liquid, nor solid, in which the matter is dispersed in or distributed throughout some medium called the dispersion medium. The matter thus dispersed is called the disperse phase of the colloid system. The particles of the disperse phase are larger than an ordinary crystalloid molecule, but are not large enough to settle out under the influence of gravity; they range in size from $\frac{1}{10}$ micron to 1 micromicron. There are two kinds of colloids: first, the *suspension colloids,* in which the disperse phase consists of particles of any insoluble substance, as a metal, and the dispersion medium may be gaseous, liquid, or solid; and second, the *emulsion colloids,* in which the dispersion medium is usually water and the disperse phase consists of highly complex organic substances, such as starch or glue, which absorb much water, swell, and become uniformly distributed throughout the dispersion medium in a manner not well understood. The former tend to be less stable than the latter. 3. The translucent, yellowish, gelatinous substance resulting from colloid degeneration. **amyl c., anodyne c.,** a local anodyne preparation containing ½ ounce each of amyl hydrid and absolute alcohol, 1 gr. aconitin, 6 gr. veratrin, and 2 oz. of collodion. **bovine c.** See *conglutinin.* **dispersion c.** See under *colloid.* **emulsion c.,** a colloid solution in which the matter is in the form of extremely small particles, which absorb some of the liquids in which they are suspended. Called also *emulsoid* and *hydrophil c.* **hydrophil c.** See *emulsion c.* **hydrophobic c.,** a suspension colloid. **irreversible c.,** a colloid which is not reversible. **lyophilic c.,** emulsion colloid. **lyophobic c.,** suspension colloid. **lyotropic c.,** emulsion colloid. **protective c.,** one which is able to prevent the precipitation of another colloid. **reversible c.,** a colloid which can be dispersed after having been precipitated or a gel which can be converted into a sol. **stable c.,** a reversible colloid. **styptic c.** Same as *collodium stypticum.* **suspension c.** See *colloid.*

colloidal (kol-oi'dal). Of the nature of a colloid.

colloidin (kol-oi'din). A jelly-like substance, $C_9H_{15}NO_6$, one of the products of colloid degeneration.

colloidoclasia, colloidoclasis (kol-oi-do-kla'se-ah, kol-oi-do-kla'sis) [*colloid* + Gr. κλάσις breaking up]. A breaking up of the physical equilibrium of the colloids of the body, producing an anaphylactoid crisis (colloidoclastic shock) attributed to absorption into the blood of unchanged colloids.

colloidogen (kol-oi'do-jĕn). A substance assumed to be present in the body for the purpose of keeping

the inorganic elements of the body in a colloid solution.

colloidopexy (kol-oi'do-pek-se) [Gr. *κολλώδης* glutinous + *πηγνύναι* to fix]. Metabolic fixation of colloids within the organism, a function ascribed to the liver.

colloma (kol-o'mah) [Gr. *κόλλα* glue + *-ομα* tumor]. A colloid cancer; carcinoma whose degenerated substance has assumed a glue-like character.

collonema (kol-o-ne'mah) [Gr. *κόλλα* glue]. A tumor produced by the diffuse mucinous degeneration of a lipoma (Müller).

collopexia (kol-o-peks'e-ah) [L. *col'lum* neck + Gr. *πῆξις* fixing]. The surgical fixation of the uterine neck.

collosin (kol'o-sin). A compound of collodion and traumaticin: used in skin diseases.

collosol (kol'o-sol). A proprietary colloidal solution of a drug, such as silver (**c. argen'tum**) or of mercury (**c. hydrargyra'tum**): used as antiseptics.

Collosphæria (kol-o-sfe're-ah) [Gr. *κόλλα* glue + *σφαῖρα* ball]. A genus of schizomycetes composed of cylindric cells in glairy fomites, divided by constriction and forming a curved surface.

collothiol (kol-o-thi'ol). A proprietary colloidal solution of sulphur.

colloxylin (kol-oks'il-in) [Gr. *κόλλα* glue + *ξύλινος* woody]. A variety of soluble gun-cotton, or pyroxylin.

collum (kol'um), pl. *col'la* [L.]. The neck; also any neck-like part or structure. **c. anatom'icum.** See *anatomic neck*, under *neck*. **c. chirur'gicum**, the surgical neck of a bone. **c. cos'tæ** [B N A], the neck of a rib. **c. den'tis** [B N A], the neck of a tooth. **c. distor'tum**, torticollis. **c. fem'oris** [B N A], the neck of the femur. **c. glan'dis** [B N A], the neck of the glans penis. **c. ra'dii** [B N A], the neck of the radius. **c. scap'ulæ** [B N A], the neck of the scapula. **c. ta'li** [B N A], the constriction between the head and body of the astragalus. **c. val'gum.** Same as *coxa valga*. **c. vesi'cæ fel'leæ** [B N A], the neck of the gall-bladder.

Collut. Abbreviation for L. *colluto'rium*, a mouth-wash.

collutory (kol'u-to-re) [L. *colluto'rium*]. A wash; chiefly a mouth-wash or gargle.

Collyr. Abbreviation for L. *colly'rium*, an eye-wash.

collyrium (kol-ir'e-um), pl. *colly'ria* [L; Gr. *κολλύριον* eye-salve]. A lotion for the eyes; an eye-wash. **Beer's c.**, lead acetate, rose water, and spirit of rosemary.

coloboma (kol-o-bo'mah), pl. *colobo'mata* [L; Gr. *κολόβωμα*]. A mutilation or defect, especially a congenital fissure of any part of the eye. **bridge c.**, a variety of coloboma of the iris in which a strip of iris tissue bridges over the fissure. **c. of choroid**, fissure in the choroid coat due to persistence of a fetal fissure and causing a scotoma on the retina. **Fuchs' c.**, a small, crescent-shaped defect of the choroid, at the lower edge of the optic disk. **c. i'ridis**, a fissure of the iris, usually of the lower portion. **c. lob'uli**, a congenital fissure of the ear-lobe. **c. palpebra'le**, a vertical fissure of the eyelids. **c. of vitreous**, a notch in the lower border of the vitreous.

colocentesis (ko"lo-sen-te'sis) [Gr. *κόλον* colon + *κέντησις* puncture]. Puncture of the colon, mostly for the purpose of relieving its distention with air or gases.

colocholecystostomy (ko"lo-ko"le-sis-tos'to-me). Same as *cholecystocolotomy*.

coloclysis (ko-lok'lis-is) [Gr. *κόλον* colon + *κλύσις* injection]. Irrigation of the colon.

coloclyster (ko-lo-klis'ter). An enema thrown into the rectum.

colocolic (ko-lo-kol'ik). Relating to two portions of the colon.

colocolostomy (ko"lo-ko-los'to-me) [*colon* + *colostomy*]. The operation of forming an anastomosis between two portions of the colon.

colocynth (kol'o-sinth) [L. *colocyn'this*; Gr. *κολοκύνθη*]. The fruit of *Citrul'lus colocyn'this*; the dried pulp of the unripe fruit is a poisonous hydragogue cathartic, and is used as an ingredient in cathartic pills. Dose of extract, ½–2 gr. (0.032–0.13 gm.). **compound extract of c.** contains extract of colocynth (16 parts), aloes (50 parts), cardamom (6 parts), alcohol (10 parts), soap (14 parts), and resin of scammony (14 parts). Dose, 5–20 gr. (0.32–1.3 gm.).

colocynthidism (kol-o-sin'thid-izm). Poisoning by colocynth.

colocynthin (kol-o-sin'thin). A bitter, purgative glucosid, $C_{56}H_{84}O_{23}$, from colocynth. Dose, $\frac{1}{20}$–$\frac{1}{5}$ gr (0.003–0.013 gm.).

colocynthis (kol-o-sin'this), gen. *colocyn'thidis*. See *colocynth*.

colodyspepsia (ko"lo-dis-pep'se-ah). Dyspepsia due to reflex disturbance set up by the constipated colon.

colo-enteritis (ko"lo-en-ter-i'tis) [*colitis* + *enteritis*]. Inflammation of the small intestine and colon.

Cologne water (kol-ōn'). See under *water*.

colohepatopexy (ko"lo-hep'a-to-peks-e) [Gr. *κόλον* colon + *ἧπαρ* liver + *πῆξις* fixation] The suturing of the colon to the liver to take the place of adhesions between the liver and the stomach which form after gall-stone operations.

colomba (ko-lom'bah). Same as *calumba*.

colon (ko'lon) [L.; Gr. *κόλον*, *κῶλον*]. That part of the large intestine which extends from the cecum to the rectum. **ascending c.**, the portion of the colon on the right side, going cephalad from the cecum **descending c.**, a part of the colon on the left side, between the transverse colon and the sigmoid flexure. **giant c.**, abnormally large size of the colon. See *megacolon* **iliac c.**, the part of the sigmoid flexure of the colon which is situated in the left iliac fossa. **irritable c.**, a condition marked by abdominal pain or distress, gas, and tenderness along the colon, sometimes seen in nervous persons who have abused the use of cathartics. **pelvic c.**, that part of the sigmoid flexure which is situated in the pelvis. **sigmoid c.** [B N A], the sigmoid flexure of the colon. See under *flexure* **transverse c.**, that part which runs transversely across the upper part of the abdomen from right to left.

colonalgia (ko-lon-al'je-ah) [*colon* + Gr. *ἄλγος* pain]. Pain in the colon.

colonic (ko-lon'ik). Pertaining to the colon.

colonitis (ko-lo-ni'tis). Inflammation of the colon; colitis.

colonization (kol-o-niz-a'shun). See *innidiation*.

colonometer (kol-on-om'et-er) [*colony* + Gr. *μέτρον* measure]. An apparatus for counting the colonies of bacteria on a culture-plate.

colonopathy (ko-lon-op'ath-e) [*colon* + Gr. *πάθος* disease]. Any disease or disorder of the colon.

colonopexy (ko-lon'o-pek-se). Same as *colopexy*.

colonoscope (ko-lon'os-kōp) [Gr. *κόλον* colon + *σκοπεῖν* to view]. A speculum for examining the lower part of the bowel.

colonoscopy (ko-lon-os'ko-pe). Examination of the rectum with the colonoscope.

colony (kol'o-ne) [L. *colo'nia*]. A collection or group of bacteria in a culture derived from the increase of a single organism.

colopathy (ko-lop'ath-e). Same as *colonopathy*.

colopexia, colopexy (ko-lo-pek'se-ah, kol'o-pek-se) [Gr. *κόλον* colon + *πῆξις* fixation]. Fixation of the sigmoid flexure to the abdominal wall by suturation.

colopexostomy (ko-lo-peks-os'to-me) [Gr. *κόλον* colon + *πῆξις* fixation + *στόμα* mouth]. Resec-

tion of the colon with cecostomy or appendicostomy.

colopexotomy (ko"lo-peks-ot'o-me) [Gr. *κόλον* colon + *πῆξις* fixation + *τομή* a cutting]. Fixation and incision of the colon.

colopexy (ko'lo-pek-se). See *colopexia*.

colophene (kol'o-fēn). A colorless hydrocarbon, $C_{20}H_{32}$, derivable from turpentine.

colophony (ko-lof'o-ne) [L. *colopho'nia*; Gr. Κολοφών, Colophon, a city of Asia Minor]. Common resin, or rosin, derived from various species of pine.

coloplication (ko-lo-pli-ka'shun) [L. *co'lon* colon + *pli'ca* fold] The operation of unfolding or taking a reef in the colon in cases of dilatation.

coloproctia (ko-lo-prok'she-ah) [Gr. *κόλον* colon + *πρωκτός* anus]. Same as *colostomy*.

coloproctitis (ko"lo-prok-ti'tis). Inflammation of the colon and rectum.

coloproctostomy (ko"lo-prok-tos'to-me) [*colon* + Gr. *πρωκτός* anus + *στόμα* mouth]. Colorectostomy.

coloptosis (ko-lop-to'sis) [Gr. *κόλον* colon + *πτῶσις* fall]. Prolapse or falling of the colon.

colopuncture (ko'lo-punk-tur). Same as *colocentesis*.

Color. Abbreviation for L. *colore'tur*, let it be colored.

color (kul'or) [L. *co'lor*, *co'los*] The tint or hue of any object **c.-blindness** (Dalton, 1794), diminished ability to perceive differences of color, seldom or perhaps never amounting to a complete disability **c.-b., amnesic,** inability to recognize or to name a color, although it is correctly perceived. **complementary c's,** two colors which produce white light when mixed together. **confusion c.,** a color which appears the same as some other color to a color-blind person. **c.-gustation.** See *pseudogeusesthesia*. **c.-hearing.** See *pseudochromesthesia*. **inc'dental c.,** the impression of a color which is retained by the retina after the object causing it has been removed. **saturated c.,** a spectrum color which cannot be further decomposed.

color index. See under *index*.

color radical. See *chromophore*.

colorectitis (ko"lo-rek-ti'tis). Inflammation of the colon and rectum together.

colorectostomy (ko"lo-rek-tos'to-me) [*colon* + *rectum* + Gr. *στόμα* mouth]. The surgical formation of a new passage between the colon and the rectum.

colorimeter (kul-or-im'et-er) [*color* + Gr. *μέτρον* measure]. An instrument for measuring color; especially one for measuring the color of the blood in order to determine the proportion of hemoglobin.

colostomy (ko-los'to-me) [Gr. *κόλον* colon + *στόμα* mouth]. The formation of a permanent artificial opening (artificial anus) into the colon.

colostration (ko-los-tra'shun) [L. *colostra'tio*]. Illness of a new-born infant caused by the colostrum.

colostric (ko-los'trik). Pertaining to colostrum.

colostrorrhea (ko-los-tro-re'ah) [L. *colostrum* + Gr. *ῥοιά* flow]. Spontaneous discharge of colostrum.

colostrous (ko-los'trus) [L. *colostro'sus*]. Containing or filled with colostrum.

colostrum (ko-los'trum) [L.]. The fluid secreted by the mammary gland a few days before or after parturition. It is characterized by containing many colostrum corpuscles and usually will coagulate on boiling due to a large amount of lactalbumin. **c. gravida'rum,** the colostrum secreted before parturition. **c. puerpera'rum,** the colostrum secreted after parturition.

colotomy (ko-lot'o-me) [Gr. *κόλον* colon + *τομή* a cutting]. The creation of an artificial opening into the colon: variously distinguished as *abdominal, iliac, inguinal, lateral,* or *lumbar,* according to the location of the opening. **Littré's c.,** inguinal colotomy.

colotyphoid (ko-lo-ti'foid). Typhoid in which there is follicular ulceration of the colon, with extensive lesions in the small intestine.

colpalgia (kol-pal'je-ah) [Gr. *κόλπος* vagina + *ἄλγος* pain]. Pain in the vagina.

colpatresia (kol-pat-re'ze-ah) [Gr. *κόλπος* vagina + *atresia*]. Atresia or occlusion of the vagina.

colpectasia, colpectasis (kol-pek-ta'se-ah, kol-pek'tas-is) [Gr *κόλπος* vagina + *ἔκτασις* distention]. Distention or dilatation of the vagina.

colpeurynter (kol'pu-rin-ter) [Gr. *κόλπος* vagina + *εὐρύνειν* to dilate]. A dilatable bag, used to distend the vagina.

colpeurysis (kol-pu'ris-is) [Gr. *κόλπος* vagina + *εὐρύνειν* to widen]. Operative dilatation of the vagina.

colpismus (kol-piz'mus) [Gr. *κόλπος* vagina]. Vaginitis.

colpitis (kol-pi'tis) [Gr. *κόλπος* vagina]. Inflammation of the vagina. **c. emphysemato'sa,** colpitis characterized by the formation of small blebs on the mucous membrane **c. granulo'sa.** See *vaginitis verrucosa*. **c. mycot'ica,** colpitis due to the presence of molds, such as *Oïdium*.

colpocele (kol'po-sēl) [Gr. *κόλπος* vagina + *κήλη* hernia] Hernia into the vagina

colpoceliotomy (kol"po-se-le-ot'o-me) [Gr. *κόλπος* vagina + *κοιλία* belly + *τομή* cut]. Incision into the abdomen through the vagina.

colpocleisis (kol-po-kli'sis) [Gr. *κόλπος* vagina + *κλεῖσις* closure]. Surgical closure of the vaginal canal.

colpocystitis (kol"po-sis-ti'tis) [Gr. *κόλπος* vagina + *κύστις* bladder + *ιτις* inflammation]. Inflammation of the vagina and of the bladder.

colpocystocele (kol-po-sis'to-sēl) [Gr. *κόλπος* vagina + *κύστις* bladder + *κήλη* hernia]. Hernia of the bladder into the vagina, of which the anterior wall becomes prolapsed.

colpocystoplasty (kol"po-sis'to-plas-te) [Gr. *κόλπος* vagina + *κύστις* bladder + *πλάσσειν* to form] Plastic operation for the repair of the vesicovaginal wall.

colpocystosyrinx (kol"po-sis-to-si'rinks) [Gr. *κόλπος* vagina + *κύστις* bladder + *σῦριγξ* fistula]. Vesicovaginal fistula.

colpocystotomy (kol"po-sis-tot'o-me) [Gr. *κόλπος* vagina + *κύστις* bladder + *τομή* a cutting]. Incision of the bladder through the vaginal wall.

colpocysto-ureterocystotomy (kol-po-sis"to-ure"ter-o-sis-tot'o-me) [Gr *κόλπος* vagina + *κύστις* bladder + *οὐρητήρ* ureter + *cystotomy*]. The operation of exposing the ureteral orifices by incising the walls of the bladder and vagina.

Colpoda cucullus (kol-po'dah ku-kul'us). An infusorian parasite found in 1899 by Schulz in the feces of a man suffering from diarrhea.

colpodesmorrhaphia (kol"po-des-mor-a'fe-ah) [Gr. *κόλπος* vagina + *δεσμός* band + *ραφή* suture]. The suturation of a ruptured sphincter vaginæ.

colpodesmorrhaphy (kol"po-des-mor'af-e). Colpodesmorrhaphia.

colpodynia (kol-po-din'e-ah) [Gr. *κόλπος* vagina + *ὀδύνη* pain]. Pain in the vagina.

colpohyperplasia (kol"po-hi-per-pla'ze-ah) [Gr. *κόλπος* vagina + *hyperplasia*]. Excessive growth of the mucous membrane and wall of the vagina. **c. cys'tica,** a variety characterized by the presence of gas-cysts, due to a bacillus.

colpohysterectomy (kol"po-his-ter-ek'to-me) [Gr. *κόλπος* vagina + *hysterectomy*]. Surgical removal of the uterus by a vaginal operation.

colpohysteropexy (kol-po-his'ter-o-peks-e) [Gr. *κόλπος* vagina + *ὑστέρα* uterus + *πῆξις* fixation]. Vaginal hysteropexy.

colpohysterorrhaphy (kol"po-his-ter-or'af-e) [Gr. *κόλπος* vagina + *ὑστέρα* uterus + *ῥαφή* suture]. Vaginal hysteropexy.

colpohysterotomy (kol"po-his-ter-ot'o-me) [Gr. *κόλπος* vagina + *hysterotomy*]. Surgical incision of the vagina and uterus.

colpomycosis (kol"po-mi-ko'sis) [Gr. *κόλπος* vagina + *μύκης* fungus]. Colpitis mycotica.

colpomyomectomy (kol"po-mi-o-mek'to-me) [Gr. *κόλπος* vagina + *myomectomy*]. Myomectomy performed by vaginal incision.

colpomyomotomy (kol"po-mi-o-mot'o-me). Colpomyomectomy.

colpomyotomy (kol"po-mi-ot'o-me) [Gr. *κόλπος* vagina + *myotomy*] Excision of a myoma of the uterus through the vagina.

colpoparovariocystectomy (kol"po-par-o-va"re-o-sis-tek'to-me) [Gr. *κόλπος* vagina + *parovarium* + *cystectomy*]. Excision of a cystic tumor of the parovarium through the vagina.

colpopathy (kol-pop'ath-e) [Gr. *κόλπος* vagina + *πάθος* disease]. Any vaginal disease.

colpoperineoplasty (kol"po-per-in-e'o-plas-te) [Gr. *κόλπος* vagina + *περίνεον* perineum + *πλάσσειν* to form]. Plastic surgery of the vagina and perineum.

colpoperineorrhaphy (kol"po-per"in-e-or'a-fe) [Gr. *κόλπος* vagina + *περίνεον* perineum + *ῥαφή* suture]. Suturation of the ruptured vagina and perineum.

colpopexy (kol'po-peks-e) [Gr. *κόλπος* vagina + *πῆξις* fixation]. Suture of a relaxed vagina to the abdominal wall.

colpoplasty (kol'po-plas-te) [Gr. *κόλπος* vagina + *πλάσσειν* to shape]. Plastic surgery involving the vagina.

colpopolypus (kol-po-pol'ip-us) [Gr. *κόλπος* vagina + *polypus*]. Polypus of the vagina.

colpoptosis (kol-pop-to'sis) [Gr. *κόλπος* vagina + *πτῶσις* prolapse]. Prolapse or falling of the vagina.

colporectopexy (kol-po-rek'to-pek-se) [Gr. *κόλπος* vagina + *rectum* + Gr *πῆξις* fixation]. The operation of suturing a prolapsed rectum to the vaginal wall.

colporrhagia (kol-por-a'je-ah) [Gr. *κόλπος* vagina + *ῥηγνύναι* to burst out]. Vaginal hemorrhage.

colporrhaphy (kol-por'ah-fe) [Gr. *κόλπος* vagina + *ῥαφή* stitch]. The operation of denuding and suturing the vaginal wall for the purpose of narrowing the vagina.

colporrhexis (kol-po-rek'sis) [Gr. *κόλπος* vagina + *ῥῆξις* rupture]. Laceration of the vagina.

colposcope (kol'po-skōp) [Gr. *κόλπος* vagina + *σκοπεῖν* to view]. An instrument for inspecting the vagina.

colpospasm, colpospasmus (kol'po-spazm, kol-po-spaz'mus) [Gr *κόλπος* vagina + *σπασμός* spasm]. Vaginal spasm.

colpostenosis (kol"po-sten-o'sis) [Gr. *κόλπος* vagina + *στένωσις* stricture]. Contraction or narrowing of the vagina.

colpostenotomy (kol"po-sten-ot'o-me) [Gr. *κόλπος* vagina + *στένωσις* stricture + *τομή* a cutting]. A cutting operation for stricture or atresia of the vagina.

colpotherm (kol'po-therm) [Gr. *κόλπος* vagina + *θέρμη* heat]. An electric apparatus for applying heat within the vagina.

colpotomy (kol-pot'o-me) [Gr. *κόλπος* vagina + *τέμνειν* to cut] Any surgical cutting operation upon the vagina.

colpo-ureterocystotomy (kol"po-u-re"ter-o-sis-tot'o-me) [Gr. *κόλπος* vagina + *ureter* + *cystotomy*]. The exposure of the orifices of the ureters by cutting through the walls of the vagina and bladder.

colpo-ureterotomy (kol"po-u-re-ter-ot'o-me). Incision of the ureter through the vagina, performed for the relief of ureteral stricture.

colpoxerosis (kol-po-ze-ro'sis) [Gr. *κόλπος* vagina + *ξήρωσις* dryness]. Abnormal dryness of the vulva and vagina.

colt-ill (kolt-il). An infectious catarrhal fever of young horses. See *strangles*.

coltsfoot (kōlts'fut). See *Tussilago*.

columbin (ko-lum'bin). An active principle from calumba; calumbin.

columbium (ko-lum'be-um). A hypothetized element in the mineral samarskite, having an atomic weight of 93.1. Its symbol is Cb. It is also called *niobium*.

columbo (ko-lum'bo). See *calumba*.

columella (kol-u-mel'ah) [L.]. 1. A little column. 2. In molds, the central axis of the spore-case, around which the spores are arranged. **c. cochlea**, the modiolus of the cochlea. **c. fornicis**, the anterior pillars of the fornix. **c. nasi**, the septum of the nose.

column (kol'um) [L. *colum'na*] An anatomical part in the form of a pillar-like structure. The name column is now used specifically for the gray column of the spinal cord, though formerly it was used for the white columns which are now called funiculi. See illustration under *funiculus* **c's of abdominal ring**, thickened fibers of the aponeurosis of the external oblique muscle around the external abdominal ring. **anterior c.** 1 See *gray c.* 2 Same as *ventral funiculus*. **anterolateral c.**, white matter between the anterior median fissure and the dorsal horn of gray matter of the spinal cord. **c's of Bertin** (*colum'næ bertin'i*), inward extensions of the cortical structure of the kidney, between the malpighian pyramids. **c. of Burdach**. See *fasciculus cuneatus*. **Clarke's c.**, a tract of nerve-cells occupying the inner angle of the dorsal horn of gray matter of the spinal cord. **direct cerebellar c.**, a tract outside of the lateral pyramidal tract. **dorsal c.** Same as *posterior c.* **enamel-c.**, any member of the series of fibers which make up the enamel of a tooth. Called also *enamel-rod*. **fat-c's** [L *colum'næ adipo'sæ*], columns of fatty tissue extending from the cutaneous connective tissue to the hair-follicles and sweat-glands **Flechsig's c.**, Flechsig's tract. See *tract*. **fornix c., c. of fornix.** See *columnæ fornicis*. **fundamental c.** See *fasciculus proprius* **c. of Goll.** See *fasciculus gracilis* **c. of Gowers,** a mass of fibers in front of the direct cerebellar tract **gray c.**, one of the longitudinal masses of neurons which form the gray matter of the spinal cord. There are three columns, *dorsal* or *posterior*, *ventral* or *anterior*, and *lateral*, *middle*, or *intermediate* These columns were formerly called horns (cornua). See illustration under *funiculus*. **lateral c.** 1. See *gray c.* 2. Old name for *lateral funiculus*. **c. of Lissauer,** a slender column of white matter between the posterior cornu and the periphery of the spinal cord. Its fibers arise from the spinal ganglia to pass to higher levels of the cord. **mixed lateral c.**, the internal part of the lateral column next the gray substance. **c's of Morgagni,** folds of mucous membrane at the anal termination of the rectum. **muscle-c.**, a bundle of muscle-rods or caskets filling a muscle compartment. **positive c.**, a pinkish stream of light seen when a current of high potential is passed through a tube from which the air has been partly exhausted. **posterior c.** 1. See *gray c.* 2. Old name for *dorsal funiculus*. **postero-external c.**, the outer and wider portion of the posterior column of the spinal cord. **posteromedian c.**, the middle portion of the dorsal column of the spinal cord. **posterovesicular c.**, the column of Clarke. **Rathke's c's,** two cartilages at the anterior end of the notochord. **rectal c's.** Same as *c's of Morgagni* **respiratory c.**, the solitary fasciculus. **c. of Rolando,**

an eminence on the lateral edge of the oblongata. **c. of Sertoli,** an elongated sustentacular cell in the parietal layer of the seminiferous tubules, holding together the spermatogenic cells. **spinal c.,** the backbone formed by the assemblage of the vertebræ. **c. of Spitzka-Lissauer,** a group of nerve-fibers of the cord in front of and behind the posterior cornua. **Stilling's c.** Same as *Clarke's c.* **Türck's c.** 1. The ventral corticospinal tract. See *cerebrospinal tract,* under *tract.* 2. The sensory bundles occupying the outer part of the crusta of the cerebral peduncle. **c's of the vagina.** See *columnæ vaginæ.* **ventral c.** Same as *anterior c.* **vertebral c.** See *spinal c.* **vesicular c.,** a column of nerve-cells in the dorsal gray horn of the spinal cord.

columna (ko-lum'nah), pl. *colum'næ* [L.]. A column or pillar **c. ante'rior** [B N A], anterior column. **c. adipo'sæ.** See *fat-columns,* under *column.* **c. car'neæ** [L. "fleshy columns"], muscular projections inside the ventricles of the heart. **c. extremita'tis inferio'ris,** a column of intercalated nuclei in the lumbar enlargement of the ventral cornu of the spinal cord. **c. extremita'tis superio'ris,** a column of intercalated nuclei in the cervical enlargement of the ventral cornu of the spinal cord **c. for'nicis** [B N A], either of the two columnar masses of fibers diverging from the anterior end of the body of the fornix to descend into the diencephalon; called also *fornix column, anterior pillar of fornix.* **c. intermediolatera'lis,** a longitudinal column of motor cells in the ventral horn of the spinal cord. **c. latera'lis** [B N A], lateral column **c. media'lis.** Same as *c. intermediolateralis.* **c. poste'rior** [B N A], the posterior column **colum'næ recta'les,** the columns of Morgagni **colum'næ rena'les [berti'ni].** See *columns of Bertin,* under *column.* **colum'næ ruga'rum, c. ruga'rum vagi'næ** [B N A], the folds on the internal surface of the vagina. **colum'næ vagi'næ,** the longitudinal ridges along the walls or inner surface of the vagina. **c. vertebra'lis,** the vertebral column.

columnella (kol-um-nel'ah) [L.]. Same as *columella.*

columning, columnization (kol'um-ing, kol'um-iz-a-shun) The supporting of the prolapsed uterus with tampons.

colyone (ko'le-ōn) [Gr. κωλύειν to hinder]. A substance produced in an organ which, being carried to other organs by the blood-stream, produces in the latter a diminution or inhibition of function. Cf. *hormone.*

colyonic (ko-le-on'ik). Having the inhibitory effect of a colyone.

colypeptic (ko-lip-ep'tik). See *kolypeptic.*

colyseptic (ko-lis-ep'tik). See *kolyseptic.*

colytic (ko-lit'ik) [Gr. κολύειν to hinder]. Inhibitory.

coma (ko'mah) [L.; Gr. κῶμα] A state of complete loss of consciousness from which the patient cannot be aroused even by the most powerful stimulation **alcoholic c.,** stupor following an alcoholic debauch. **apoplectic c.,** the stupor which accompanies apoplexy. **diabetic c.,** the coma of fatal cases of diabetes. **Kussmaul's c.,** the coma and air-hunger of diabetic acetonuria (1874). **trance-c.,** lethargic hypnotism. **uremic c.,** lethargic state due to uremia. **c.-vigil,** stupor with delirium, wakefulness, and semiconsciousness.

comain (ko'ma-in). A product of the action of camphor and iodin on sesame oil: used in tuberculosis.

comatose (ko'mat-ōs). Pertaining to or affected with coma.

comb disease (kōm). See under *disease.*

Combretum (kom-bre'tum). A genus of tropical plants. **C. pilo'sum,** a shrub from the plains district of Cachar: a decoction of the leaves is used as an anthelmintic. **C. sundi'acum,** the jungle plant, a shrub of the Malay States: said to be useful as a cure for the opium habit.

combustion (kom-bust'yun) [L. *combus'tio*]. Burning; rapid oxidation with emission of heat. **spontaneous c.,** the alleged ignition and destruction of the living body of an alcoholic subject.

Comby's sign (kom'bēz) [Jules *Comby,* contemporary pediatrist in Paris]. See under *sign.*

comedo (kom-e'do), pl. *comedo'nes.* 1. A blackhead, a plug of dried sebum in an excretory duct of the skin, sometimes containing *Dem'odex folliculo'rum.* 2. A skin disease due to the presence of comedones.

comes (ko'mēz), pl. *com'ites* [L. "companion"]. An artery or vein which accompanies a nerve-trunk.

comfimeter (kum-fim'et-er). An apparatus devised by Leonard Hill to measure the cooling power of the atmosphere at body temperature. It is used as a guide to keeping comfortable conditions in rooms.

comfrey (kom'fre). See *Symphytum.*

comma-bacillus (kom"ah-bas-il'us) [named from its shape]. The spirillum of Asiatic cholera. See *bacillus.*

comma-tract (kom'ah-trakt). A comma-shaped tract in the middle of the dorso-external column of the spinal cord.

commensal (kom-en'sal) [L. *com-* together + *men'sa* table]. An organism living on or within another, but not as a parasite: used also adjectively.

commensalism (kom-en'sal-izm). Symbiosis in which one of the associates is benefited without either benefit or injury to the other.

comminuted (kom'in-u-ted) [L. *comminu'tus,* from *com-* together + *minu'ere* to diminish]. Broken or crushed into small pieces.

comminution (kom-in-u'shun) [L. *comminu'tio*]. The act of breaking, or condition of being broken, into small fragments.

Commiphora (kom-if'o-rah). See *myrrh.*

commissura (kom-is-u'rah) [L. "a joining together," "conjunction"]. That which joins corresponding parts to each other. **c. ansa'ta,** fibers which pass across the optic chiasm between the tuber cinereum and the lamina terminalis cinerea. **c. ante'rior al'ba,** a layer of white matter which conjoins the ventral columns of the spinal cord. **c. bre'vis,** the posterior part of the inferior vermiform process of the cerebellum. **c. cerebel'li,** the pons **c. cer'ebri ante'rior,** a round bundle of white fibers in the forepart of the third ventricle, in front of the crura of the fornix. **c. for'nicis.** See *c. hippocampi.* **c. hippocam'pi** [B N A], a band of fibers connecting the hippocampi of the two sides through the body of the fornix; called also *c. for'nicis* and *fornix commissure.* **c. labio'rum o'ris,** the corners of the mouth. **c. labio'rum puden'di,** the junction of the labia minora **c. mag'na,** the corpus callosum. **c. me'dia** [L. "middle commissure"] or **c. mol'lis** [L. "soft commissure"] See *massa intermedia.* **c. oliva'rum,** the transverse fibers which connect the olivary bodies to each other. **c. palpebra'rum latera'lis** [B N A], the external canthus of the eye. **c. palpebra'rum media'lis** [B N A], the internal canthus of the eye. **c. poste'rior cine'rea** or **gris'ea,** the "gray commissure" at the bottom of the posterior median fissure of the spinal cord; it connects the lateral crescents of gray matter. **c. tec'ti.** See *commissure of tectum.*

commissural (kom-is'ur-al). Pertaining to or acting as a commissure.

commissure (kom'is-ūr) [L. *commissu'ra*]. The band of fibers which joins corresponding right and left parts, mainly of the brain and spinal cord. **ansate c.** See *commissura ansata,* under *commissura.* **anterior c.,** the band of fibers passing

transversely through the lamina terminalis and connecting the basal portions of the two cerebral hemispheres. **arcuate c.**, the inner and upper fibers of the optic tract. Called also *Gudden's c.* **basal c.** Same as *Meynert's c.* **basal gray c.**, a thin sheet of gray matter which closes in the floor of the third ventricle. **dorsal c.**, fibers crossing the midplane of the spinal cord dorsally of the ventricles. **Forel's c.**, a structure of fibers extending across the posterior prefrontal space and joining the body of Luys of each side. **c. of fornix.** Same as *commissura hippocampi.* **Gudden's c.** See *arcuate c.* **habenular c.**, a band of fibers connecting the two habenulæ just in front of the pineal body. Called also *superior c.* **inferior c.** Same as *postoptic c.* **Meynert's c.**, nerve-fibers which extend from the floor of the third ventricle through the optic tracts to the subthalamic body. **middle c.** See *massa intermedia.* **optic c.**, the crossing of the two optic nerves. **posterior c.**, the white band which joins the optic thalami. **postoptic c.**, a band of fibers passing transversely across the floor of the hypothalamus associated with the optic chiasm. **soft c.** See *massa intermedia.* **spinal c.**, the transverse portion connecting the lateral halves of the spinal cord. **superior c.** See *Meynert's c.* **c. of tectum,** a band of fibers passing transversely across the roof of the midbrain, continuing backward to the posterior commissure. **ventral c.**, a band of fibers crossing the midplane of the nervous system ventrically of the ventricle. **Wernekinck's c.**, a decussation within the pons in the middle line between the fibers of the tegmentum of the cerebral peduncles. **white c.**, the anterior commissure of the spinal cord.

commotio (kom-o'she-o) [L. "disturbance"]. A concussion; a violent shaking, or the shock which results from it. **c. cer'ebri**, concussion of the brain. **c. ret'inæ**, impairment of vision following a blow on or near the eye. **c. spina'lis**, concussion of the spine.

communicable disease. See under *disease.*

communicans (kom-u'nik-anz) [L. "communicating"]. A communicating nerve. See *table of nerves*, under *nerve.*

communis (kom-u'nis) [L.] Common; belonging to several, also not rare.

commutator (kom'u-ta-tor). A device for reversing or interrupting electric currents.

Comp. Abbreviation for L. *compos'itus*, compound.

compact (kom-pakt'). Dense; having a dense structure.

comparator (kom'par-a-tor). A simple colorimeter consisting of a block of wood with holes in which to place the test-tubes which are to be compared, and transverse holes through which to view the colors.

comparoscope (kom-par'o-skōp). A device attached to a microscope for the purpose of comparing two slides.

compatibility (kom-pat-ib-il'it-e) [L. *compatib'ilis* accordant]. Suitableness for administration with another specified medicine.

compatible (kom-pat'ib-l). Suitable for administration along with some other medicine.

compensation (kom-pen-sa'shun) [L. *compensa'tio*, from *cum* together + *pensa're* to weigh]. The counterbalancing of any defect of structure or function. **broken c.**, inability of the heart to maintain sufficient velocity of the blood through the arteries, so that the latter becomes stagnated, producing symptoms of stasis.

compensator (kom'pen-sa-tor). An appliance for regulating compensating currents.

compensatory (kom-pen'sa-to-re). Making good a defect or loss; restoring a lost balance.

complaint (kom-plānt'). A disease or disorder.

complaster (kom'plas-ter). A proprietary gypsum preparation for investments in dental work.

complement (kom'ple-ment). A thermolabile, ferment-like body existing normally in many serums and in cell-protoplasm. The complement is the active element in lysis, but can act only in conjunction with the amboceptor, which serves as an intermediary for fastening the complement to the cell on which it acts. The complement is made up of two groups, a *haptophore* group, by which it is attached to the complement, and a *toxophore* or *zymophore* group, which is the active portion of the complement. The complement is called also *alexin, cytase,* and *end-body.* See *Ehrlich's side-chain theory*, under *theory.* **c. deflection, c. deviation.** See *deviation of the complement.* **dominant c.**, that one of several complements which exerts the specific action. **endocellular c.** See *endocomplement.* **c. fixation.** See *fixation of the complement.* **c. inhibition.** See *inhibition of the complement.* **insulin c.**, the unknown substance in muscle tissue which together with insulin is able to transform ordinary alpha-beta-glucose into new glucose. **c. splitting**, the inactivation which occurs when an active lytic serum is dialysed so that globulin is precipitated. Both the precipitate and the filtrate are inactive, but if they are combined and brought into solution by adding salt the original activity returns.

complemental, complementary (kom-ple-men'tal, kom-ple-men'ta-re) [L. *comple're* to fill]. Supplying a defect, or helping to do so, making complete; accessory.

complemented (kom'ple-men-ted) Joined with complement so as to be active.

complementoid (kom-ple-men'toid). A complement that has lost its activity, the zymotoxic group being destroyed, without affecting its binding property with amboceptors. A complementoid is produced by heating a complement, and is capable of producing an anticomplement when injected into serum.

complementophil (kom-ple-men'to-fil) [L. *complement* + Gr. φιλεῖν to love]. Possessing an affinity for a complement, a term applied to that element of the amboceptor which becomes attached to the complement. See *Ehrlich's side-chain theory*, under *theory.*

complex (kom'pleks) [L. *comple'us* woven together]. 1. Complicated, not simple. 2. The sum or combination of various things, like or unlike, as, a *complex* of symptoms. See *syndrome.* 3. The Freudian term for a series of emotionally accentuated ideas in a repressed state (Brill). 4. That portion of an electrocardiographic tracing which represents the systole of an auricle or ventricle. **anomalous c.**, an electrocardiographic complex which varies from the normal type. **auricular c.**, the P wave of the electrocardiogram. See *electrocardiogram.* **calcarine c.**, the hippocampus minor. **Electra c.**, a series of symptoms attributed to suppressed sexual love of a woman for her father. **father c.**, electra complex. **Friedmann's c.** See *Friedmann's syndrome*, under *syndrome.* **mother c.**, Œdipus complex. **Œdipus c.**, a series of symptoms attributed to suppressed sexual desire of a person for his mother. **sex c.**, the correlation between the internal secretions and the sex functions. **urobilin-c.**, a hypothetic substance consisting of a number of urobilinogen molecules linked together, which is the form in which urobilinogen exists in the blood and tissues. **ventricular c.**, the Q, R, S, T waves of the electrocardiogram. See *electrocardiogram*

complexion (kom-plek'shun) [L. *complex'io* combination]. 1. Physical constitution or bodily habit [old]. 2. The color and appearance of the skin of the face.

complexus (kom-pleks'us) [L.]. See *table of muscles*, under *muscle.*

complicated (kom'plik-a-ted) [L. *complica're* to infold]. Involved; associated with other injuries, lesions, or diseases.

complication (kom-plik-a'shun) [L. *complica'tio*, from *cum* together + *plica're* to fold]. 1. A disease or diseases concurrent with another disease. 2. The concurrence of two or more diseases in the same patient.

compluetic reaction (kom-plu-et'ik). See under *reaction*.

component (kom-po'nent). A constituent element or part; specifically in neurology, a series of neurons forming a functional system for conducting the afferent and efferent impulses in the somatic and splanchnic mechanisms of the body **active c.**, the component of an alternating current which is in phase with the electromotive force **somatic motor c.**, the system of neurons which conduct impulses to the somatic effectors of the body. **somatic sensory c.**, the system of neurons conducting impulses from the somatic receptors. **splanchnic motor c.**, the system of neurons conducting impulses to the splanchnic receptors. **splanchnic sensory c.**, the system of neurons conducting impulses from the splanchnic receptors.

compos mentis (kom'pos men'tis) [L.]. Of sound mind

composition, c. powder (kom-po-zish'un). The compound powder of bayberry.

compound (kom'pownd) [L. *compo'nere* to place together] 1. Made of two or more parts or ingredients 2. Any substance made up of two or more kinds of materials. 3. In chemistry, a substance which consists of two or more chemical elements in union. **acyclic c.**, an open-chain compound See under *chain* **addition c.**, a compound formed by the immediate union of two or more elements **aliphatic c.**, an open-chain compound See under *chain* **aromatic c.**, a closed-chain compound See under *chain*. **closed-chain c.** See under *chain* **coal-tar c.**, a closed-chain compound. See under *chain*. **condensation c.**, a compound which is formed by union of substances with the loss of one or more molecules. **cyclic c.**, a closed-chain compound. **diazo-c.**, a compound containing the group —N_2— **endothermic c.**, one whose formation is attended with absorption of heat **exothermic c.**, a compound which is formed from its elements with evolution of heat **fatty c.**, an open-chain compound **heterocyclic c.**, a chemical substance which contains a ring-shaped nucleus composed of dissimilar elements. **isocyclic c.**, a chemical substance which contains a ring-shaped nucleus composed of the same elements throughout. **open-chain c.** See under *chain*. **paraffin c.**, an open-chain compound. **saturated c.**, a chemic compound in which the combining capacities of all the elements are satisfied. **substitution c.**, a compound formed by the replacement of elements of a molecule by other elements. **unsaturated c.**, a compound in which the combining capacities of all the elements are not satisfied.

compress (kom'pres) [L. *compres'sus*] A pad or bolster of folded linen or other material, applied so as to make pressure upon any particular part it is sometimes medicated **cribriform c.**, one perforated with holes, like a sieve, for the escape of fluids from a wound. **fenestrated c.**, one pierced with a hole for the discharge of matter or to admit of inspection of a sore or wound. **graduated c.**, one made up of layers of a gradually decreasing size. **Preissnitz c.**, a cold wet compress.

compression (kom-presh'un) [L. *compressio*, from *comprim'ere* to squeeze together]. The act of compressing or pressing together; an action exerted upon a body by an external power which tends to diminish its volume and augment its density. **c. of the brain**, a condition in which the brain is compressed by fractures, tumors, blood-clots, abscesses, etc. **digital c.**, compression of a blood-vessel by the fingers for the purpose of checking hemorrhage or of curing aneurysm. **instrumental c.**, compression of a blood-vessel by instruments.

compressor (kom-pres'or) [L.]. 1. A surgical instrument for making compression upon a part. 2. A muscle which compresses any part. See *muscles, table of*. **Deschamp's c.**, an instrument for the direct compression of an artery.

compressorium (kom-pres-o're-um), pl. *compresso'ria* [L.]. A device for making graduated pressure upon objects under microscopic examination.

Compsomy'ia macella'ria. Cochleomyia macellaria.

compulsion (kom-pul'shun). An irresistible impulse to perform some act contrary to one's better judgment or will.

compulsive (kom-pul'siv). Done under the influence of compulsion.

conalbumin (kon-al-bu'min). A non-crystalline nitrogenous substance formed during the purification of egg albumen.

conarial (ko-na're-al). Pertaining to the conarium.

conarium (ko-na're-um) [L.; Gr. κωνάριον]. The pineal body; so called from its conic shape. See *pineal body*, under *body*.

conation (ko-na'shun). In psychology, the act or power which impels to effort of any kind.

conative (kon'at-iv). Pertaining to the will power.

concameration (kon-kam-er-a'shun). An arrangement in the form of connecting cavities.

concassation (kon-kas-a'shun). The act of breaking up roots or woods into small pieces in order that their active principles may be more easily extracted by solvents.

concatenate (kon-kat'en-āt) [L *con* together + *cate'na* chain] Chained together: applied to glands in the neck of children

concatenation (kon-kat-in-a'shun). A series of associated nerve-cells forming a nerve or nerve tract.

Concato's disease (kon-kah'tōz) [Luigi Maria *Concato*, an Italian physician, 1825–1882]. See *disease*.

concave (kon'kāv) [L. *conca'vus*]. Presenting a depressed or hollow surface.

concavity (kon-kav'it-e) [L. *concav'itas*, from *con* together + *ca'vus* hollow]. A hollowed-out space on the surface of an organ; the hollow side, or inside, of a curved surface, organ, or line.

concavoconcave (kon-ka"vo-kon'kāv). Concave on either side.

concavoconvex (kon-ka"vo-kon'veks). Having one concave and one convex side.

concentrate (kon'sen-trāt or kon-sen'trāt) [L. *con* together + *cen'trum* center]. 1. To bring to a common center; to gather together at one point. 2. To increase the strength by diminishing the bulk of, as of a liquid, to condense.

concentration (kon-sen-tra'shun) [L. *concentra'tio*]. 1. Increase in strength by evaporation. 2. A medicine which has been strengthened by the evaporation of its non-active parts. 3. The number of gram atoms or gram equivalents of the dissolved substance which are contained in a unit volume of the solution, the unit volume being either the liter or cubic centimeter. **hydrogen ion c.**, the degree of concentration of hydrogen ions (the acid element) in a solution, used to indicate or express the reaction of that solution. It is usually expressed in terms of the logarithm of the figure giving the concentration, which logarithm is known as the *hydrogen exponent*, P_H. **ionic c.**, the number of gram atoms or gram equivalents of an ion which are contained in the unit volume of a solution.

concentric (kon-sen'trik) [L. *concen'tricus*, from *con* together + *cen'trum* center]. Having a common center; extending out equally in all directions from a common center.

concept (kon'sept). Same as *conception* (2d def.).

conception (kon-sep'shun) [L. *concep'tio*]. 1. The fecundation of the ovum. 2. The image of a thing in the mind. **imperative c.**, a false idea which dominates a person's actions.

conceptive (kon-sep'tiv). Able to conceive.

conceptus (kon-sep'tus) [L.]. The whole product of conception throughout the entire period of gestation.

concha (kong'kah), pl. *con'chæ* [L.; Gr. *κόγχη* shell]. 1. A shell; oyster-shell. 2. The hollow of the external ear. **c. auric'ulæ**, the hollow of the external ear. **nasal c.**, **c. nasa'lis**, a turbinate bone. **c. santori'ni**, the fourth turbinate bone (in most cases the posterior part of the superior turbinate). **c. sphenoida'lis** [B N A], one of the sphenoid turbinate bones.

conchairamidin (kong-ki-ram'id-in). A crystalline alkaloid, $C_{22}H_{26}O_4N_2\,H_2O$, isomeric with chairamin from the bark of *Remijia purdieana*.

conchairamin (kong-ki'ram-in). A crystalline alkaloid, $C_{22}H_{26}O_4N_2.H_2O$, isomeric with chairamin, from the bark of *Remijia purdieana*.

conchiform (kon'kif-orm) [L. *con'cha* shell + *for'ma* shape]. Shaped like one-half of a bivalve shell.

conchinin (kon'kin-in). Same as *quinidin*.

conchiolin (kong-ki'o-lin) [Gr. *κόγχη* shell]. A substance, isomeric with ossein, from the shells of certain mollusks.

conchitis (kong-ki'tis). An inflammation of the concha.

conchoidal (kong-koi'dal). Like a shell.

conchoscope (kong'ko-skōp) [Gr. *κόγχη* shell + *σκοπεῖν* to inspect]. A speculum for exploring the interior of the nose.

conchotome (kong'ko-tōm) [Gr. *κόγχη* shell + *τομή* a cut]. An instrument for the surgical removal of the turbinate bones.

Concis. Abbreviation for L. *conci'sus*, cut.

concoction (kon-kok'shun) [L. *concoc'tio*]. 1. A mixture of medicinal substances usually prepared by the aid of heat. 2. The digestive process.

concomitant (kon-kom'it-ant) [L. *concom'itans*, from *cum* together + *co'mes* companion]. Accompanying; accessory; joined with another.

conconscious (kon-kon'shus). Prince's term used to denote dissociated mental processes of which the subject is not aware.

concrement (kon'kre-ment) [L. *concremen'tum*]. A deposit of lime-salts in a tissue, chiefly as a result of a tubercular necrosis or of an abscess formation.

concrescence (kon-kres'ens) [L. *con* together + *cres'cere* to grow]. A growing together; a union of parts originally separate. In dentistry, the union of the roots of two approximating teeth by a deposit of cementum.

concrete (kon-krēt') [L. *concre'tus*]. Solidified or hardened after having been more or less fluid.

concretion (kon-kre'shun) [L. *concre'tio*, from *cum* together + *cres'cere* to grow]. 1. A calculus or inorganic mass in a natural cavity or in the tissues of an organism. 2. Abnormal union of adjacent parts. 3. A process of becoming harder or more solid. **alvine c.**, a bezoar, or calculus, in the stomach or intestine. **calculous c.** Same as *calculus, arthritic*. **cutaneous c.**, a concretion in the subcutaneous tissue **preputial c.**, a concretion formed beneath a tight foreskin through deposit of urinary salts on the accumulated smegma.

concusconin (kon-kus'ko-nin). An alkaloid, $C_{23}H_{26}O_4N_2$, from cinchona, isomeric with cusconin.

concussion (kon-kush'un) [L. *concus'sio*]. A violent jar or shock, or a condition which results from it. **c. of the brain**, a condition caused by violent blows upon the head, attended with vertigo, loss of consciousness, nausea, weak pulse, and slow respiration. **c. of the labyrinth**, deafness with tinnitus, resulting from a blow on or explosion near the ear. **c. of the retina**, impairment of vision from a blow near the eye. **c. of the spine**, a condition resulting from blows and shocks affecting the cord, attended by muscular weakness and atrophy, pains in limbs and back, anesthesia, and mental and physical deterioration.

concussor (kon-kus'or) [L.]. An instrument for applying gentle strokes in massage

condensation (kon-den-sa'shun) [L. *condensa'tio*, from *con* together + *densa're* to make thick]. 1. The act of rendering, or process of becoming, more compact. 2. A Freudian term for a fusion of events, thoughts, and mental images.

condenser (kon-den'ser). 1. A vessel or apparatus for condensing gases or vapors. 2. A device for condensing the light upon the object which is to be examined with the microscope. **Abbé's c.**, an attachment to a microscope consisting of a mirror and a series of wide-angled, achromatic lenses placed beneath the stage to give strong illumination. **cardioid c.**, a special substage condenser that gives dark-field illumination for ultramicroscopic vision

condiment (kon'dim-ent) [L. *condimen'tum*, from *conde're* to pickle] A sauce or relish for food.

condom (kon'dum, kun'dum) [a corruption of *Condon*, the inventor]. A sheath or cover for the penis worn during coitus to prevent impregnation or infection.

conductance, conductivity (kon-duk'tans, kon-duk-tiv'it-e). Capacity for conducting or ability to convey.

conduction (kon-duk'shun) [L. *conduc'tio*] The transfer of sound-waves, heat, nerve influence, or electricity. **aërial c.**, the passing of sound-waves to the ear through the air. **aërotympanal c.**, the conduction of sound to the sensorium through the air and tympanum. **avalanche c.**, the conduction of nerve-currents which takes place when the terminals of one neuron come in contact with the bodies of several neurons. **bone-c.**, the conduction of sound to the sensorium through the bones of the skull. **osteotympanic c.** Same as *bone-c.*

conductor (kon-duk'tor) [L.]. 1. A substance or part that possesses conductivity. 2. A grooved director for surgeons' use.

condurangin (kon-du-rang'gin). Either of two poisonous glucosids from condurango.

condurango (kon-du-rang'go) [Spanish American] The bark of Condurango blanco *Marsde'nia conduran'go* (*Gonol'obus conduran'go*), a South American asclepiadaceous plant, formerly used for cancer: a bitter tonic and stomachic. Dose of wine, ½–1 fl oz (15–30 c.c.); of tincture, 1–2 dr. (4–8 c.c.); of fluidextract, 20–30 min. (1.333–2 c.c.).

Condy's fluid (kon'dēz) [Henry Bollmann *Condy*, English physician of the nineteenth century]. See *fluid*.

condylar (kon'dil-ar). Pertaining to a condyle.

condylarthrosis (kon"dil-ar-thro'sis) [Gr. *κόνδυλος* knuckle + *ἄρθρωσις* joint]. Articulation by means of a condyle.

condyle (kon'dil) [L. *con'dylus*; Gr. *κόνδυλος* knuckle]. The rounded eminence at the articular end of a bone. **external c.**, **lateral c.** 1. The outer condyle of the femur. 2. The external tuberosity of the tibia. **medial c.** 1. The inner condyle of the femur. 2. The internal tuberosity of the tibia. **occipital c.**, one of two oval facets on the under surface of the occipital bone, one on each side of the foramen magnum, for articulation with the atlas.

condylectomy (kon-dil-ek'to-me) [*condyle* + Gr. *ἐκτομή* excision]. Surgical removal of a condyle.

condylion (kon-dil'e-on) [Gr. *κονδύλιον* knob]. The point at the lateral tip of the condyle of the lower jaw.

condyloid (kon'dil-oid) [Gr. *κόνδυλος* knuckle + *εἶδος* form]. Resembling a condyle or knuckle.

condyloma (kon-dil-o'mah), pl. *condylo'mata* [Gr. *κονδύλωμα* wart]. 1. A wart-like excrescence near the anus or vulva; especially the flat, moist papule of secondary syphilis. 2. In veterinary medicine, a hyperplasia of the papillary layer of the skin in cloven-hoofed animals, forming in the interdigital spaces and resulting from chronic inflammation. **c. acumina'tum.** See *verruca acuminata.* **flat c.** Same as *c. latum.* **c. la'tum,** a broad and flat syphilitic condyloma, often with a yellowish discharge. Called also *flat c., mucous patch,* and *plaque muqueuse.* **pointed c.** See *verruca acuminata* **c. subcuta'neum.** Same as *molluscum epitheliale.*

condylomatoid (kon-di-lo'mat-oid). Resembling a condyloma.

condylomatous (kon-dil-o'mat-us). Of the nature of a condyloma.

condylotomy (kon-dil-ot'o-me) [Gr. *κόνδυλος* condyle + *τέμνειν* to cut]. Excision or division of a condyle or of condyles.

condylus (kon'dil-us) [L.]. Condyle. **c. latera'lis** [B N A], lateral condyle **c. media'lis** [B N A], median condyle. **c. occipita'lis** [B N A], occipital condyle

cone (kōn) [Gr *κῶνος*; L. *co'nus*]. A solid figure or body tapering to a point. **adjusting c's,** a pair of hollow cones used in measuring the distance between the axes of the eyes when they are parallel. **antipodal c.,** the cone of rays opposite the spindle-fibers of the amphiaster. **attraction c.,** a small cone-shaped projection from the surface of the ovum at the point where the spermatozoon attaches itself. **bifurcation c.,** the cone-shaped structure at the bifurcation of a dendrite **fertilization c.** Same as *attraction c.* **fibrous c.** Same as *corona radiata* **Haller's c's,** the coni vasculosi. **implantation c.,** the cone-shaped insertion of a neuraxon in its neuron. **keratosic c's,** horny elevations on the hands and feet in gonorrheal rheumatism. **c. of light,** the triangular reflection of light seen on the membrana tympani; called also *Politzer's c* **ocular c.,** a cone of light in the eye, the base being on the cornea, the apex on the retina. **Politzer's c.** Same as *c. of light.* **primitive c.,** the cone-like arrangement of the collecting tubules in the kidney. **retinal c's,** the specialized outer ends of the visual cells; these with the rods form the second of the ten layers of the retina. **visual c.** Same as *ocular c.*

cone nose. See *Lamus.*

conephrin (ko-nef'rin). A proprietary local anesthetic containing cocain hydrochlorid, paranephrin, and sodium chlorid.

conessi (ko-nes'i). The bark of *Wright'ia* (*Holarrhena*) *antidysenter'ica,* an Asiatic apocynaceous tree largely used locally in treating dysenteries.

conessin (ko-nes'in). A white, poisonous alkaloid, $C_{24}H_{40}N_2$, from various species of *Holarrhena* It is a cardiac poison and is said to have amebacidal properties

confabulation (kon-fab-u-la'shun). A symptom of certain forms of insanity consisting in making ready answers and reciting experiences without regard to truth.

confectant (kon-fek'tant). A proprietary disinfectant prepared from phenols.

confectio (kon-fek'she-o) [L.]. See *confection.* **c. o'pii,** confection of opium; prepared from opium, aromatic powder, and honey: narcotic. Dose, 5–20 gr. (0.325–1.3 gm.). **c. ro'sæ,** confection of rose; prepared from red-rose petals, sugar, rose-water, and honey: used as a vehicle. **c. scammo'nii,** confection of scammony; prepared with aromatics and honey: purgative. Dose, 10–30 gr. (0.666–2 gm.). **c. sen'næ,** confection of senna; a preparation of senna, cassia fistula, tamarind, coriander oil, prune, and fig: laxative. Dose, 2 dr. (8 gm.). **c. sul'phuris,** confection of sulphur: a laxative. Dose, 1–2 dr. (4–8 gm.). **c. terebin'thinæ,** a carminative and styptic preparation of oil of turpentine. Dose, 1–2 dr. (4–8 gm.).

confection (kon-fek'shun) [L. *confec'tio*]. Any medicated conserve, sweetmeat, or electuary. See *confectio.* **Damocrates's c.,** a confection of some thirty ingredients, the chief of which were agaric, frankincense, galbanum, cinnamon, garlic, gentian, ginger, opium, etc.

confertus (kon-fer'tus) [L.]. Close together; confluent.

configuration (kon"fig-u-ra'shun). The general form of a body, in chemistry, the arrangement in space of the atoms of a molecule.

confinement (kon-fin'ment). Childbed, or the puerperal condition.

con'fluens sin'uum [B N A]. Same as *torcular herophili.*

confluent (kon'flu-ent) [L. *con'fluens* running together]. Becoming merged; not discrete.

conformator (kon'for-ma-tor) [L.]. A device for determining the outlines of the head.

confrication (kon-frik-a'shun) [L. *confrica'tio*]. The rubbing of a drug to the condition of a powder.

confrontation (kon-frun-ta'shun) [L. *con* together + *frons* face]. The bringing of two patients together for diagnostic purposes.

confusion (kon-fu'zhun). See *amentia,* 2d def.

cong. An abbreviation for L *con'gius,* a gallon.

congelation (kon-jel-a'shun) [L. *congela'tio*]. Frostbite or freezing.

congener (kon'jen-er). A congenerous muscle.

congenerous (kon-jen'er-us) [L. *con* together + *ge'nus* race]. Having a common action or function: applied mainly to certain muscles.

congenital (kon-jen'it-al) [L *congen'itus* born together]. Born with a person; existing at or before birth.

congested (kon-jes'ted). Overloaded, as with blood, in a state of congestion.

congestin (kon-jes'tin). A poisonous principle from *Anemone sculta'tus,* causing irritation of the skin.

congestion (kon-jest'yun) [L. *conges'tio,* from *conge'rere* to heap together]. Excessive or abnormal accumulation of blood in a part. **active c.,** determination of blood to a part on account of the dilatation of the lumen of its blood-vessels. **fluctionary c.,** active congestion. **functional c.,** increased flow of blood to an organ during the performance of its function. **hypostatic c.,** congestion of the lowest part of an organ by reason of the action of gravity when the circulation is much enfeebled. **neuroparalytic c.,** that which results from paralysis of the constrictor fibers of the vasomotor nerves. **neurotonic c.,** that which is due to irritation of the vasodilator nerves. **passive c.,** the congestion of a part due to the obstruction to the escape of blood from the part. **physiologic c.,** the congestion that occurs in secreting glands during their functional activity. **venous c.** Same as *passive c.*

congestive (kon-jes'tiv). Associated with or caused by congestion.

congius (kon'je-us) [L. for "gallon"]. A gallon: abbreviated to *cong.*

conglobate (kon'glo-bāt) [L. *congloba'tus*]. Neither conglomerate nor compound: used of certain glands.

conglomerate (kon-glom'er-āt) [L. *con* together + *glomera're* to heap]. Heaped together. See *gland.*

conglutin (kon-glu'tin). A protein from almonds and from seeds of various leguminous plants A similar substance from goat serum is called auxylisin.

conglutinant (kon-glu'tin-ant) [L. *conglutina're* to glue together]. Promoting union, as of the lips of a wound.

conglutination (kon"glu-tin-a'shun) [L. *conglutina'tio*]. 1. The abnormal adherence of parts to each other. 2. Agglutination in which the action of agglutinating sera is augmented by a substance existing in the ox serum.

conglutinin (kon-glu'tin-in). A colloidal substance in beef-serum which has the property of causing a characteristic clumping and increased lysis of red blood-cells when treated with a heated specific hemolytic serum and fresh complement.

Congo-red (kon'go-red). A red dye, $[C_6H_4\ N_2\ C_{10}H_5(NH_2)\ SO_2\ ONa]_2$, the sodium salt of diphenyldiazo-binaphthionic acid, turned blue by HCl. used in the study of the gastric juice. It is used as an indicator and has a P_H range of 3 to 5, being blue at 3 and red at 5.

CON_2H_4. Urea.

conhydrin (kon-hi'drin). A poisonous crystallizable alkaloid, $C_5H_9NH.CHOH\ CH_2.CH_3$, from *Coni'um macula'tum*.

coni vasculo'si (ko'ni vas-ku-lo'si) [L.]. The conic masses which make up the globus major of the epididymis.

coniasis (ko-ni'as-is) [Gr. *κόνις* dust]. Dust in the gall-bladder or bile-ducts, in contradistinction to calculus (Merle).

conic, conical (kon'ik, kon'ik-al). Cone-shaped.

conicein (kon-is-e'in). Any one of a series of artificial alkaloids with the formula $C_8H_{15}N$.

conidia (ko-nid'e-ah). Plural of *conidium*.

conidial (ko-nid'e-al). Pertaining to, or of the nature of, conidia; bearing conidia.

conidiophore (ko-nid'e-o-fōr) [L. *conidium* + Gr. *φόρος* bearing]. The branch of the mycelium of a fungus which bears conidia.

Conidiospora'les. An order of fungi.

conidiospore (ko-nid'e-o-spōr) [Gr. *κονίδιον* a particle of dust + *spore*]. Same as *conidium*.

conidium (ko-nid'e-um), pl *conid'ia*. An asexual spore formed by splitting off from the summit of a conidiophore. See *spore*.

coniferin (ko-nif'er-in). The glucosid of the fir tree, $C_{16}H_{22}O_8$ It yields glucose and coniferyl alcohol. From it vanillin is prepared.

coniin, conin (ko'ne-in, ko'nin). A liquid alkaloid from conium, $C_8H_{17}N$. It is narcotic, and is sometimes used locally for relieving pain. Dose, ½–½ min. (0.015–0.03 c.c.). **c. hydrobromid,** a salt in colorless crystals: $C_8H_{17}N$ HBr. Dose in cardiac asthma, $\frac{1}{20}$–1½ gr. (0.003–0.005 gm.).

coniism (ko'ne-izm). Poisoning by conium.

coniology (ko-ne-ol'o-je) [Gr. *κόνις* dust + *λόγος* treatise]. The scientific study of dust, its influence, and effects.

coniometer (ko-ne-om'et-er). Same as *konometer*.

coniosis (ko-ne-o'sis) [Gr. *κόνις* dust]. A diseased state caused by the inhalation of dust.

Conium (ko-ne'um) [L ; Gr. *κώνειον*]. A genus of umbelliferous plants the hemlocks. The dried unripe fruit of *C. macula'tum*, poison hemlock, is a narcotic and sedative, used mainly as a palliative in neuralgia and cancerous sores; also in chronic rheumatism, asthma, and phthisis. Dose of alcoholic extract, ½–2 gr. (0.033–0.133 gm); of fluidextract, 2–5 min. (0.133–0.333 c.c.); of tincture, 5–30 min. (0.333–2 c.c.).

conjugata (kon-ju-ga'tah) [B N A]. The conjugate diameter of the pelvis. See *diameter*. **c. ve'ra,** the diameter of the pelvis measured from the upper and posterior part of the pubic symphysis to the second sacral ligament.

conjugate (kon'ju-gāt) [L. *conjuga'tus* yoked together]. 1. Paired, or equally coupled. 2. The conjugate diameter. See *diameter*. **external c., internal c.** See under *diameter*.

conjugation (kon-ju-ga'shun) [L. *conjuga'tio* a blending]. The union of one organism with another for the exchange of nuclear material.

conjunctiva (kon-junk-ti'vah) [L.]. The delicate membrane that lines the eyelids (*palpebral conjunctiva*) and covers the eyeball (*bulbar* or *ocular conjunctiva*) in front.

conjunctival (kon-junk-ti'val). Pertaining to the conjunctiva.

conjunctivitis (kon-junk-tiv-i'tis). Inflammation of the conjunctiva. **acute contagious** or **epidemic c.**, a mucopurulent inflammation of the conjunctiva occurring in epidemic form and caused by the Koch-Weeks bacillus. Called also *pink-eye*. **atropin c.,** follicular conjunctivitis from continued use of atropin. **catarrhal c.,** a mild form due to cold or irritation. **croupous c.,** a variety associated with the formation of a whitish-gray membrane. **diphtheric c.,** a purulent form due to the Klebs-Loffler bacillus. **Egyptian c.** (Larrey, 1802) See *trachoma* **follicular c.,** a form characterized by the round or pinkish bodies in the retrotarsal fold. **gonorrheal c.,** a severe form caused by infection with gonococci **granular c.** See *trachoma* **membranous c.,** croupous conjunctivitis **Morax-Axenfeld's c.,** a form of conjunctivitis due to the diplococcus of Morax and Axenfeld **molluscum c.,** conjunctivitis due to molluscum contagiosum **Parinaud's c.,** infectious conjunctivitis of animal origin **c. petrif'icans,** a variety of conjunctivitis marked by the formation of deposits of chalky matter and attended with necrosis. **phlyctenular c.,** a variety marked by small vesicles or ulcers, each surrounded by a reddened zone. **prairie c.,** chronic conjunctivitis marked by white spots on the conjunctiva of the lids. **purulent c.,** a variety characterized by a creamy discharge **spring c.,** a form that recurs every spring, and sometimes lasts until late in the autumn. Called also *vernal c.* **vernal c.** See *spring c* **Widmark's c.,** congestion of the inferior tarsal conjunctiva, with occasionally slight stippling of the cornea

conjunctivoma (kon-junk-tiv-o'mah). A tumor of the eyelid made up of conjunctival tissue.

conjunctivoplasty (kon-junk-ti'vo-plas-te) [*conjunctiva* + Gr *πλασσειν* to form]. Repair of a defect of the cornea by means of flaps from the bulbar conjunctiva; conjunctival keratoplasty.

connectivum (kon-ek-ti'vum) [L.]. The connective tissue.

Connell's suture (kon'elz) [F. Gregory *Connell*, American surgeon, born 1864]. See *suture*.

Connellan-King diplococcus [John J. *Connellan*, New York pathologist, and James Joseph *King*, New York laryngologist]. See *diplococcus*.

conoid (ko'noid) [Gr *κωνοειδής*] 1. Shaped like a cone; coniform. 2. A proprietary cone of cotton-wool impregnated with volatile oils for insertion into the nostrils.

Conolly's system (kon'ol-ēz) [John *Conolly*, English alienist, 1795–1866]. The system of non-restraint for treating the insane.

conomyoidin (ko"no-mi-oi'din) [Gr *κῶνος* cone + *μῦς* muscle + *εἶδος* form]. A protoplasmic material within the rods of the retina which expands and contracts under the influence of light, causing the cones to shift.

conophthalmus (kōn-of-thal'mus) [Gr *κῶνος* cone + *ὀφθαλμός* eye]. Staphyloma of the cornea.

Conorhinus (ko-no-ri'nus) [Gr. *κῶνος* cone + *ῥίς* nose]. A genus of hemipterous insects, now known as *Lamus*.

conquinamin (kon-kwin'am-in). An alkaloid, $C_{19}H_{24}O_2N_2$, from cinchona bark, isomeric with quinamin.

conquinin (kon-kwin'in). Quinidin.

Conradi's line, medium (kon-rah'dez) [Andrew

Christian *Conradi*, Norwegian physician of the nineteenth century]. See *line* and *medium*.

Cons. Abbreviation for L. *conser'va*, keep.

consanguinity (kon-san-gwin'it-e) [L. *consanguinitas*]. Kinship: relationship by blood.

consciousness (kon'shus-nes) [L. *con'scius* aware]. Responsiveness of the mind to the impressions made by the senses. **double c.**, a hypnotic or somnambulistic condition in which the patient seems to lead two lives, completely forgetting in one state the experiences of the other.

consensual (kon-sen'shu-al) [L. *consen'sus* agreement]. Excited by reflex stimulation.

conservancy (kon-ser'van-se). The sum of hygienic and preservative legislation, the care of things that tend to restore and maintain public health.

conservation (kon-ser-va'shun) [L. *conserva're* to keep]. Preservation, as of drugs and medicines, from injury, or of the health and strength of a patient **c. of energy**, the principle that the total of energy is constant, none being created or lost in conversion from one form to another.

conservative (kon-ser'vat-iv) [L. *conserva're* to preserve] Aiming at the preservation of health or at the restoration and repair of parts.

conserve (kon'serv) [L. *conser've*]. A confection, electuary, or medicated sweetmeat.

consilia (kon-sil'e-ah). Letters published by physicians of the 15th to 17th centuries, outlining the semeiology and treatment of diseases under their observation.

consolidant (kon-sol'id-ant) [L. *consolida're* to make firm]. 1. Promoting the healing or union of parts. 2. A healing medicine or application.

consolidation (kon-sol-id-a'shun) [L. *consolida'tio*]. Solidification, as of a lung in pneumonia.

consolute (kon'so-lūt). Perfectly miscible.

consonant (kon'so-nant) [L. *con* with + *sona're* to sound]. Any vocal sound other than a vowel sound.

constant (kon'stant) [L. *con'stans* standing together]. 1. Not failing; remaining unaltered. 2. A datum, fact, or principle that is not subject to change. **Ambard's c.** See *Ambard's formula*, under *formula*. **Avogadro's c.**, the number of molecules in one gram molecule, $N = 6\,062 \times 10^{-23}$. **dielectric c.**, the dielectric value of any substance compared with air, which is taken as 1. **Planck's c.**, $h = 6\,557 \times 10^{-23}$ erg sec Called also *quantum constant*

constellation (kon-stel-a'shun). A term used by Prof. N. O Lendeloo, of Leiden, to indicate all the factors, with their mutual influences upon one another, that determine any particular action or effect.

constipated (kon'stip-a-ted). Affected with constipation; costive

constipation (kon-stip-a'shun) [L. *constipa'tio* a crowding together]. Infrequent or difficult evacuation of the feces; retention of the feces. **atonic c.**, constipation due to intestinal atony. **gastrojejunal c.**, constipation due to reflex inhibition from some disease of the gastro-intestinal tract. **proctogenous c.**, constipation due to some abnormality of the defecation reflex owing to which fecal masses in the rectum do not excite expulsion. **spastic c.**, constipation marked by spasmodic constriction of a portion of the intestine: seen in neurasthenia.

constitution (kon-sti-tu'shun) [L. *constitu'tio*]. The make-up or functional habit of the body. In chemistry, the arrangement of atoms in a molecule. **arterial c.**, that bodily constitution in which the blood contains much fibrin and a large proportion of red corpuscles. **carbonitrogen c.**, in homeopathy, a constitution marked by slow oxidation of the blood. **Carolina criminal c.** (*Constitu'tio crimina'lis Caroli'na*). An ordinance issued by Charles V in 1533 authorizing judges to summon physicians and midwives as expert witnesses in medicolegal cases. The earliest important document in forensic medicine. **epidemic c.**, that peculiar constitution of the air which causes epidemics. **hydrogenoid c.**, a temperament in which the subject cannot tolerate moisture. **ideo-obsessional c.**, a peculiar psychic constitution marked by a tendency to worrying, fretting, exaggerated doubts, and excessive introspection. **lymphatic c.**, a condition of hyperplasia of the lymphatic system. **neuropathic c.**, that quality of mind and body which predisposes to nervous disease. **vasoneurotic c.**, a constitution characterized by instability of the vasomotor mechanism.

constitutional (kon-sti-tu'shun-al). 1. Affecting the whole constitution of the body; not local. 2. Pertaining to the constitution.

constriction (kon-strik'shun) [L *con* together + *strin'gere* to draw]. 1. A constricted part or place; a stricture. 2. A morbid sensation, as of tightness.

constrictor (kon-strik'tor) [L.]. 1. Any muscle which draws together or contracts any part. See *muscles, table of*. 2. An instrument used in compression.

constructive (kon-struk'tiv) Pertaining to any process of construction, anabolic.

consult (kon-sult') [L *consul'tus*]. A skilled adviser or practitioner.

consultant (kon-sul'tant) [L *consulta're* to counsel] A consulting physician or surgeon.

consultation (kon-sul-ta'shun) [L. *consulta'tio*]. A deliberation of two or more physicians with respect to the diagnosis or treatment of any particular case.

consumption (kon-sump'shun) [L. *consump'tio* a wasting]. A wasting away of the body, especially phthisis or pulmonary tuberculosis. See *phthisis* **galloping c.**, phthisis which runs an exceptionally rapid course. **luxus c.**, the eating or digestion of food in excess of the real needs of the body.

consumptive (kon-sump'tiv). 1. Of the nature of consumption. 2 Affected with consumption. 3 A person who is affected with tuberculosis of the lungs.

Cont. Abbreviation for L. *contu'sus*, bruised.

contact (kon'takt) [L. *contac'tus* a touching together]. 1 A mutual touching of two bodies or persons. 2. The completing of an electric circuit. **balancing c.**, the contact of the disto-buccal cusp of a lower second molar with the mesiolingual cusp of an upper second molar when the jaw is moved laterally. **complete c.**, contact of the entire proximal surface of one tooth with the entire proximal surface of the adjoining tooth. **direct c.**, **immediate c.**, the touching by a healthy person of a diseased body, whereby a contagious disease may be communicated. **indirect c.**, **mediate c.**, the propagation of a contagious disease by the air, by fomites, or by some other medium, with no direct touch of the sick by the infected person. **proximal c.**, **proximate c.**, touching of the adjoining surfaces of two teeth. **weak c.**, contact in which one tooth barely touches its neighbor.

contagion (kon-ta'jun) [L. *conta'gio* contact, infection]. 1. The communication of disease by mediate or immediate contact or by effluvia. See *infection*. 2. A contagious disease 3. A contagium. **direct c.**, **immediate c.**, contagion from direct contact with a sick person. **mediate c.**, contagion conveyed by a person or object from the sick to the well. **psychic c.**, contagion of a nervous disorder through mental influence, as of imitation.

contagiosity (kon-ta-je-os'it-e). The degree of contagiousness of a disease.

contagious (kon-ta'jus) [L. *contagio'sus*]. Propagated by contagion; transmitted from one person to another. Cf. *infectious*.

contagium (kon-ta'je-um) [L.]. Any virus or morbific matter which may transmit a disease. **c. vi'vum**, any living organism, animal or vegetable, which is or may become the germ of any communicable disease.

contamination (kon-tam-in-a'shun) [L. *contamina'tio*, from *con* together + *tan'gere* to touch]. 1. Infection of the person or of matter by contact. 2. The Freudian term for a fusion of words.

contemplative (kon-tem'pla-tiv). A pervert who produces a sexual orgasm by an act of the imagination.

content (kon'tent). That which is contained within a thing. **latent c.**, the thing signified in a dream. **manifest c.**, the outward form of a dream.

contiguity (kon-tig-u'it-e) [L. *contig'uus* in contact]. 1. Contact or close proximity. 2. A joint as contrasted with a continuous bone. 3. Continuity. **solution of c.**, separation of parts which are normally in contact, dislocation.

contiguous (kon-tig'u-us) [L. *contig'uus*]. In contact or nearly so.

Contin. Abbreviation for L. *continue'tur*, let it be continued.

continence (kon'tin-ens) [L. *continen'tia*]. Self-restraint, especially with respect to sexual indulgence.

continued (kon-tin'ūd). Having no remission, intermission, nor interruption.

continuity (kon-tin-u'it-e) [L. *continu'itas*, uninterrupted succession]. The quality of being continuous; a union of parts so complete that they cannot be separated without laceration or fracture. **amputation in c.**, amputation through a bone and not through a joint. **solution of c.**, separation by fracture, rupture, or division of parts normally continuous.

continuous (kon-tin'u-us) [L *contin'uus*]. Not interrupted; having no interruption.

contour (kon-toor') [Fr]. The normal outline or configuration of the body or of a part.

contoured (kon'toord). Having an irregularly undulating outline or surface. said of bacterial colonies.

contouring (kon-toor'ing). The restoration of a lost form to a part.

contra-angle (kon'trah-ang'l). A double angle in the shank of an instrument by which the edge or the point is brought into the axis of the handle.

contra-aperture (kon-trah-ap'er-tūr) [L. *con'tra* against + *apertu'ra* opening]. A second opening made in an abscess to facilitate the discharge of matter.

contraception (kon-trah-sep'shun). The prevention of conception or impregnation.

contraceptive (kon-trah-sep'tiv) [L. *con'tra* against + *conception*]. Anything used to prevent conception.

contractile (kon-trak'tīl) [L. *con* together + *tra'here* to draw]. Having the power or tendency to contract in response to a suitable stimulus.

contractility (kon-trak-til'it-e). Capacity for becoming short in response to a suitable stimulus. **galvanic c.** See *galvanocontractility*. **idiomuscular c.**, a contractility peculiar to wasted or degenerated muscles. **neuromuscular c.**, normal, as distinguished from idiomuscular, contractility.

contractio prævia (kon-trak'she-o pre've-ah) [L.]. Contraction of the lower segment of the uterus in front of the presenting part of the fetus.

contraction (kon-trak'shun) [L *contrac'tio*]. 1. A shortening, as of a muscle in the normal response to a nervous stimulus. 2. A morbid or pathologic shortening or shrinkage. **anodal closure c.**, clonic contraction of muscles at the anode when the electric circuit is closed. **anodal opening c.**, clonic contraction of muscles at the anode when the electric circuit is broken. **automatic ventricular c.**, a ventricular contraction caused by an impulse formed in the auriculoventricular node. **carpopedal c.**, a kind of tetany of infants, with flexing of the fingers, toes, elbows, and knees, and a general tendency to convulsions. **cathodal closure c.**, clonic contraction of muscles at the cathode on the closure of an electric circuit. **cathodal opening c.**, clonic muscular contraction at the cathode on the opening of an electric circuit. **cicatricial c.**, the shrinkage of a cicatrix or a deformity due thereto. **clonic c.**, one in which the muscle is alternately contracted and relaxed. **closing c.** See under *clonus*. **Dupuytren's c.**, a contracted condition of the fingers and palm due to inflammatory hyperplasia of their tissues **Dupuytren's c., false**, a contracted state of the palm and fingers due to injury of the palmar fascia. **escaped ventricular c.** Same as *automatic ventricular c.* **fibrillary c's**, abnormal spontaneous contractions occurring successively in different bundles of the fibers of a diseased muscle. **fixation-c.** Same as *Westphal's c.* **front-tap c.**, a contraction of the gastrocnemius on tapping the muscles of the leg. **galvanotonic c.**, a tonic muscular contraction produced by a continuous electric current. **Gowers's c.** Same as *front-tap c.* **hour-glass c.**, contraction of an organ (as the stomach or uterus) at or near the middle **idiomuscular c.**, a contraction produced by direct stimulation of a wasted muscle. **isometric c.**, change in tension of a muscle whose extremities are fixed, upon the application of a stimulus. **isotonic c.**, contraction of a muscle with approximation of its extremities. **myotatic c.**, contraction or irritability of a muscle brought into play by sudden passive stretching or by tapping on its tendon. **opening c.** See under *clonus*. **paradoxic c.**, the contraction of a muscle caused by the passive approximation of its extremities. **rheumatic c.** Same as *tetany*. **c.-ring of Bandl.** See *ring of Bandl*, under *ring*. **tetanic c., tonic c.**, one during which the muscle remains tense for some time. **tone c.**, a muscular contraction developing slowly and showing a prolonged phase of relaxation. **Westphal's c.**, involuntary (reflex) contraction of a muscle caused by approximating its extremities; observed in paralysis agitans and in various spinal affections.

contracture (kon-trakt'yur) [L. *contractu'ra*]. A contraction. a shortening or distortion. It may be *permanent*, as from shrinkage of muscles or scars; or *spasmodic*, from a sudden stimulus. **functional c.**, one that disappears during unconsciousness. **nurses' c.**, tetany in women who are giving suck. **organic c.**, one that is permanent and continuous. **veratrin c.**, a peculiar type of muscular contraction produced by injecting a muscle with veratrin. It is marked by prolongation of the relaxation phase of the contraction **Volkmann's c.**, a contraction of the fingers and sometimes of the wrist, with loss of power, developing rapidly after a severe injury in the region of the elbow-joint.

contradolin (kon-trah-do'lin). A combination of acetamid, phenol, and salicylic acid antiseptic and analgesic. Dose, 4-8 gr. (0.25-0.5 gm.).

contrafissura, contrafissure (kon-trah-fish-u'rah, kon-trah-fish'ur). A fracture in a part opposite from that in which the blow is received.

contra-indicant (kon-trah-in'dik-ant). Rendering any particular line of treatment undesirable or improper.

contra-indication (kon"trah-in-dik-a'shun). Any condition, especially any condition of disease, which renders some particular line of treatment improper or undesirable.

contralateral (kon-trah-lat'er-al) [L. *con'tra* opposite + *la'tus* side]. Associated in action with a similar part on an opposite side.

contraluesin (kon-trah-lu'es-in). 1. A mixture of sozoidolate of mercury, quinin, and salicylic acid, given intramuscularly in syphilis. 2. An emulsoid, containing in each cubic centimeter 0.1 gm. mercury amalgamated with gold, 0.01 gm. iodin, and 0.001 gm. arsenic: used for the treatment of syphilis.

contramin (kon'trom-in). Diethyl-dithio-carbamate, dietyl-ammonium, $SNH_2(C_2H_5)_2CSN(C_2H_5)_2$, a white, crystalline, powder, soluble in water used intravenously and intramuscularly in syphilis, and locally in chronic ulcerations.

contrastimulant (kon-trah-stim'u-lant) [L. *con'tra* against + *stimulant*] 1 Counteracting or opposing stimulation. 2. A depressant medicine.

contrastimulism (kon-trah-stim'u-lizm). The systematic use of contrastimulant medicines or appliances.

contrastimulus (kon-trah-stim'u-lus) [L. *con'tra* against + *stimulus*]. A remedy, force, or agent which opposes stimulation.

contrast-stain (kon'trast-stān). See *counter-stain.*

contratoxin (kon-trah-toks'in) [L. *con'tra* against + *toxin*]. A proprietary name for one of several normal serums derived from animals possessing natural immunity to the particular diseases for which the serum is to be used.

contratussin (kon-trah-tus'in). A proprietary whooping-cough preparation.

contravolitional (kon"trah-vo-lish'un-al). Done in opposition to the will; involuntary

contrayerva (kon-trah-yer'vah) [Port.]. The root of *Dorste'nia brasilien'sis*: tonic, stimulant, and diaphoretic. Dose in powder, 30 gr. (2 gm.).

contrecoup (kontr-koo') [Fr.]. Injury resulting from a blow on a remote part

contrectation (kon-trek-ta'shun) [L. *contrecta're* to handle] The fondling of a person of the opposite sex, "spooning" (Moll).

Cont. rem. Abbreviation for L. *continue'tur reme'dia*, let the medicine be continued.

control (kon-trōl') [Fr. *contrôle* a register]. An experiment or other standard by which to test the correctness of observations. **c.-animal,** an animal not immune, which is exposed to the effects of a virus, an immune animal being submitted to the same treatment at the same time. **associative automatic c.,** nerve impulses which arise in the corpus striatum and act upon the final common pathway, and thus upon the muscles. **birth c.,** control or regulation of childbearing, especially by the use of contraceptives. **c.-experiment,** any experiment made under standard conditions by which to test the correctness of other observations. **idiodynamic c.,** nerve impulses from the cells of the ventral gray column and the motor nuclei of the brain which maintain the muscles in their normal trophic condition. **reflex c.,** the nerve impulses transmitted to the muscles by one of the reflex arcs by which reflex action is maintained. **sex c.,** the deliberate determination of the sex of future offspring by artificial means. **synergic c.,** the nerve impulses transmitted to the common pathway from the cerebellum for the regulation of the muscular activity of the synergic units of the body. **tonic c.,** the nerve impulses transmitted to the final common pathway through the reflex arc for the maintenance of the muscle tone. **vestibulo-equilibratory c.,** nerve impulses from the semicircular canals, saccule, and utricle in order to maintain body equilibrium. **voluntary c., volitional c.,** impulses from the motor area of the cerebral cortex which direct muscular action under the influence of the will.

contrude (kon-trūd'). To crowd or push together; said of teeth.

contrusion (kon-tru'zhun). A condition in which teeth are crowded.

contunding (kon-tun'ding). Producing a contusion.

contuse (kon-tūz') [L. *contun'dere* to bruise]. To bruise or wound by bruising.

contusion (kon-tu'zhun) [L. *contu'sio*, from *contun'dere* to bruise]. A bruise; the act of bruising.

conular (kon'u-lar). Cone-shaped.

conus (ko'nus), pl. *co'ni* [L; Gr. *κῶνος* a cone]. 1. Posterior staphyloma of the myopic eye. 2. The rounded anterior portion of the striatum. **c. arterio'sus,** the upper and anterior angle of the right ventricle of the heart. **c. elas'ticus** [B N A], the cone-shaped lower part of the submucous membrane of the larynx, from the vocal cords to the cricoid cartilage; the cricothyroid membrane **c. medulla'ris, c. termina'lis,** the conoid distal end of the spinal cord. **c. vasculo'sus.** See *coni vasculosi.*

convalescence (kon-val-es'ens) [L. *convalescen'tia*]. The return to health, the stage of recovery following an attack of disease.

convalescent (kon-val-es'ent) [L. *convales'cens*]. 1. Returning to health after an illness. 2. Pertaining to the recovery of health. 3. A patien. who is in the stage of recovery.

convallamarin (kon-val-am'ar-in) [*convallaria* + L. *ama'rus* bitter]. A poisonous glucosid, $C_{24}H_{44}O_{12}$, from *Convalla'ria maja'lis:* emetic, diuretic, and cardiant. Dose, ½–1 gr. (0.013–0.065 gm.).

convallaretin (kon-val-ar-e'tin) [*convallaria* + Gr. *ῥητίνη* resin]. A poisonous resin, $C_{14}H_{26}O_3$, derivable from convallarin.

Convallaria (kon-val-a're-ah) [L.]. 1. A genus of liliaceous plants. 2. The dried inflorescence and dried rhizome and root of *C. maja'lis*, lily-of-the-valley; a diuretic heart stimulant, used like digitalis Dose of extract, 2–10 gr. (0.133–0.666 gm.); of fluidextract, 2–10 min. (0.133–0.666 c.c.); of infusion, ½–2 fl. oz. (16–64 c.c.).

convallarin (kon-val-a'rin). A purgative glucosid, $C_{31}H_{62}O_{11}$, from convallaria. Dose, 2–4 gr. (0.133–0.266 gm.).

convection (kon-vek'shun) [L. *convec'tio*, from *conve'here* to convey]. Transmission of heat in liquids or gases carried on by the heated particles below rising and the cold particles above descending and in turn becoming heated and rising.

convergence (kon-ver'jens). 1. Inclination toward a common point. 2. The point of meeting of convergent lines. **negative c.,** divergence of the visual axes.

convergent (kon-ver'jent) [L. *con* together + *ver'gere* to incline]. Meeting at or tending toward a common point.

conversion (kon-ver'shun). A Freudian term for the process by which emotions become transformed into physical manifestations.

convex (kon'veks) [L. *convex'us*] Having a rounded and somewhat elevated surface.

convexity (kon-veks'it-e) [L. *convex'itas*]. 1. The condition of being convex. 2. The outer or convex part of a curved surface.

convexoconcave (kon-veks"o-kon'kāv). Convex on one side and concave on the other.

convexoconvex (kon-veks"o-kon'veks). Convex on each of the two faces.

convicin (kon'vis-in). A base, $C_{20}H_{28}N_6O_{16}.2H_2O$, found in *Vicia sativa* and other species of vetch. It yields on hydrolysis alloxantin, ammonia, and a hexose.

convolute, convoluted (kon'vo-lūt, kon'vo-lu-ted) [L. *convolu'tus*]. Rolled together or coiled.

convolution (kon-vo-lu'shun) [L. *convolu'tus* rolled together]. Any elevated part of the brain surface

more or less marked off by fissures; a gyrus. **abrupt c.**, a small convolution at the end of the occipital lobe of the brain. **angular c.**, the posterior part of a convolution between the intraparietal fissure and the horizontal limb of the sylvian fissure **annectent c's**, small convolutions which connect the occipital with the temporosphenoid and parietal lobes **Arnold's c.**, the inferior posterior convolution of the cerebrum. **ascending frontal c.**, a convolution in front of the fissure of Rolando. **ascending parietal c.**, a convolution just behind the fissure of Rolando. **Broca's c.**, the inferior or third frontal convolution. **callosal c.**, a convolution on the mesial surface of the cerebrum, curving around the corpus callosum and separated from it by the callosal fissure. Called also *gyrus fornicatus*. **central c's**, the convolutions of the brain which lie along the central sulcus. **cuneate c.**, the occipital lobule of the inner surface of the cerebral hemisphere. **dentate c.**, a cerebral convolution in the hippocampal fissure. **Ecker's c.**, the posterior occipital convolution. **external occipitotemporal c.**, a gyrus between the collateral fissure and the inferior temporosphenoid sulcus **fornicate c.**, a long convolution on the mesial surface of the brain, above the callosum **frontal c's**, the convolutions of the frontal lobe. **hippocampal c.**, that part of the fornicate convolution which winds around the splenium of the corpus callosum. **inframarginal c.**, **superior temporal c.**, **superior temporosphenoid c.**, a part of the sphenotemporal lobe between the sylvian and the superior temporal fissures. **insular c's**, the small convolutions which make up the island of Reil. **marginal c.**, the mesial surface of the first frontal convolution. **occipital c's**, the convolutions which make up the occipital lobe. **orbital c's**, three gyri (internal, anterior, and posterior) of the under surface of the frontal lobe. **paracentral c.**, a convolution of the mesial surface, representing the junction of the upper ends of the ascending frontal and ascending parietal lobes **parietal c's**, the convolutions of the parietal lobe **retro-insular c's**, a group of small convolutions behind the central lobe, bridging over the temporal and parietal lobes. **subcallosal c.**, a convolution on the mesial surface of the cerebrum, running from the chiasm to the rostrum. Called also *Zuckerkandl's c* **subcollateral c.**, a convolution on the temporal lobe of the brain connecting the occipital and temporal lobes, and bounded above by the collateral fissure and below by the subtemporal fissure. **subtemporal c.**, the inferior temporal convolution. **supercallosal c.**, a rudimentary convolution on the upper surface of the corpus callosum, represented by the longitudinal striæ and their anterior and posterior prolongations. **superfrontal c.**, the superior frontal convolution. **supertemporal c.**, the inframarginal convolution. **supramarginal c.**, the angular convolution. **temporal c's**, the convolutions of the temporal lobe. **temporoparietal c's**, the retro-insular convolutions. **temporosphenoid c's**, three convolutions (superior, middle, and inferior) of the temporosphenoid lobe. **transisthmian c.**, the isthmus of the gyrus fornicatus. **transitional c.**, a small convolution bounded anteriorly by the fissure of Sylvius. **uncinate c.**, the hook-like end of the fornicate convolution. **Wernicke's c.**, the first temporosphenoid convolution. **Zuckerkandl's c.** See *subcallosal c.*

convolutional, convolutionary (kon-vo-lu'-shun-al, kon-vo-lu'shun-a-re). Of or pertaining to a convolution or convolutions.

convolvulin (kon-vol'vu-lin). A purgative glucosid, $C_{31}H_{50}O_{16}$, from jalap. Dose, 1–2 gr. (0.06–0.13 gm.).

Convolvulus (kon-vol'vu-lus) [L.]. A genus of twining, convolvulaceous plants called bindweed. *C. pandura'tus*, man-root, of North America, is diuretic and laxative. Dose, 40 gr. (2.59 gm.). See also *scammony*.

convulsant (kon-vul'sant). 1. Producing or causing convulsions. 2. A drug or agent that causes convulsions.

convulsibility (kon-vul-sib-il'it-e). Capability of being convulsed.

convulsin (kon-vul'sin). A eucalyptus preparation used in treating disease of the respiratory organs.

convulsion (kon-vul'shun) [L. *convul'sio*, from *convel'lere* to pull together]. A violent involuntary contraction or series of contractions of the voluntary muscles. **central c.**, **essential c.**, **spontaneous c.**, one which is entirely dependent upon some lesion of a nerve-center. **choreic c.**, any convulsion or spasm of the kind characteristic of chorea. **clonic c.**, a convulsion marked by alternating contracting and relaxing of the muscles **coördinate c.**, a convulsion marked by clonic movements similar to natural, purposeful movements. **crowing c.**, laryngismus stridulus. **epileptiform c.**, any convulsion attended with loss of consciousness. **external c.**, spasmodic contraction of the voluntary muscles. **hysteric c.**, any spasmodic movement attendant upon a hysteric disorder. **hysteroid c.**, hystero-epilepsy. **infantile c.**, the eclampsia of early infancy. **internal c.**, a slight involuntary spasmodic movement with no loss of consciousness. **local c.**, any minor spasm affecting but one muscle or only one part or member. **mimetic c.**, **mimic c.**, facial spasm or tic **puerperal c.**, spasm or eclampsia occurring just before or just after childbirth **salaam c.**, nodding spasm. **spontaneous c.**, a convulsion not excited by any external cause, but due to a lesion of the central nervous system. **static c.**, palmar or saltatory spasm. **tetanic c.**, any form of spasm characteristic of tetanus, a tonic convulsion without loss of consciousness. **tonic c.**, persistent contraction of a muscle or set of muscles, not atrophic or due to muscular shrinkage. **uremic c.**, one due to uremia, or retention in the blood of matters that should have been expelled by the kidneys

convulsive (kon-vul'siv). Pertaining to, characterized by, or of the nature of, convulsion.

—COOH. Carboxyl.

Coolidge tube (koo'lij) [William David *Coolidge*, American physicist, born 1873]. See under *tube*.

Cooper's disease, fascia, hernia, ligament, etc. [Sir Astley Paston *Cooper*, English surgeon, 1768–1841]. See *disease, fascia, hernia, ligament,* etc.

Coope'ria puncta'ta. A worm parasitic in the intestinal canal and intestinal mucosa of cattle.

Coopernail's sign (koo'per-nālz) [George P. *Coopernail*, American physician, born 1876]. See *sign*.

coördination (ko-or''din-a'shun). The harmonious working together of parts and the normal sequence of functions. Specifically, the process of the motor apparatus of the brain which provides for the co-working of particular groups of muscles for the performance of definite adaptive useful responses

coössification (ko-os''if-ik-a'shun). The action of, or state of being, joined together by ossification.

coössify (ko-os'if-i). To grow together by ossification.

cootie (koo'te). Soldier's name for body louse.

copaiba (ko-pa'ib-ah). The resinous juice (balsam) of various leguminous trees of tropical America, especially *Copai'fera officina'lis* and *C. langsdorff'ii*: it is diuretic and laxative, and is much used for gonorrhea and chronic disease of mucous membranes. Dose, 10 min.–1 fl.dr. (0.666–4 c.c.); of *massa copaibæ*, 5–30 gr. (0.333–2 gm.); of *mistura copaibæ composita*, 1–4 dr. (4–16 c.c.). The oil

(*o'leum copaí'bæ*) is given in doses of 10–15 min. (0.666–1 c.c.); the resin (*res'ina copa'ibæ*), in doses of 1–5 gr. (0.066–0.333 gm.).

copal (ko'pal) [Mex.]. The commercial name of many resinous substances of extremely various origin and character; the original copals came from trees of tropical America, chiefly of the leguminous genus *Hymenæ'a*. The best copals come from Africa, and some are obtained in Asia; they are mostly used in the arts, and are little employed in medicine and surgery at present.

copalchi (ko-pal'she). The febrifugal bark of *Strych'nos pseudo-qui'na*, of South America, and also of *Cro'ton niv'eus*, of Mexico.

cope (kōp). A plate of metal for covering the root of a tooth preparatory to attaching an artificial crown.

copiopia, copiopsia (ko-pe-o'pe-ah, ko-pe-op'-se-ah) [Gr. *κόπος* fatigue + *ὄψις* sight]. Eyestrain; a worn-out condition of the eye.

copodyskinesia (ko''po-dis-kin-e'ze-ah) [Gr. *κόπος* fatigue + *δυς-* difficult + *κίνησις* motion]. Any occupation-neurosis; difficulty of movement due to fatigue from the habitual performance of some particular action. See *neurosis*.

copper (kop'er) [L. *cu'prum;* Gr. *Κύπρος*]. A reddish, malleable metal, atomic weight, 63.57; symbol Cu, with poisonous salts. **c. abietinate,** a copper salt in green scales, soluble in oil used as an anthelmintic and vermifuge in veterinary practice **c. acetate,** $Cu(C_2H_3O_2)_2.H_2O$, a green copper salt, used internally and externally as an astringent in conjunctivitis, gonorrhea, and skin diseases, and internally in phthisis and anemia Dose, $\frac{1}{10}$–$\frac{1}{4}$ gr. (0.006–0.016 gm.). **aluminated c.,** a mixture of 16 parts each of copper sulphate, potassium nitrate, and alum, with 1 part of camphor used as an astringent in conjunctivitis. **ammoniated c.,** a compound, $Cu(NH_3)_4SO_4 + H_2O$ used like copper sulphate, and internally in chorea, epilepsy, and neuralgia. Dose, $\frac{1}{2}$–2 gr. (0.03–0.13 gm.). **c. ammoniosulphate,** $Cu(NH_3)_4SO_4$, a salt of copper, used outwardly as an astringent, and inwardly as an antispasmodic. Dose, $\frac{1}{6}$–1 gr. (0.011–0.066 gm.). **c. arsenite,** a highly poisonous green pigment, $CuHAsO_3$, used in diarrhea, dysentery, cholera morbus, etc., in frequent minute doses. Dose, $\frac{1}{3000}$–$\frac{1}{100}$ gr. **c. citrate,** a bluish-green crystalline powder, $Cu_3(C_6H_5O_7)_2$. Called also *cuprocitrol* and *cusylol*. **c. iodid,** cuprous iodid, Cu_2I_2. **c. nitrate,** crystals of a deep blue color, $Cu(NO_3)_2 \cdot 3H_2O$. **c. phenolsulphonate,** green prismatic crystals, $(OH.C_6H_4.SO_2O)_2Cu\ 6H_2O$. **c. sulphate,** $CuSO_4$, a crystalline salt of copper, popularly called blue-stone and blue vitriol; it is used mainly as an external styptic and astringent. Dose, as astringent, $\frac{1}{4}$ gr. (0.016 gm.), as an emetic, 5 gr. (0.33 gm.).

copperas (kop'er-as). Green vitriol, or ferrous sulphate, $FeSO_4\ 7H_2O$: a tonic, astringent, and deodorizer. Dose, 1–5 gr. (0.066–0.333 gm.).

Coppet's law (kop-az') [Louis Cas de *Coppet*, French physicist, 1841–1911]. See under *law*.

copracrasia (kop-rah-kra'se-ah) [Gr. *κόπρος* dung + *ἀκρασία* loss of power]. Loss of ability to retain the feces.

copragogue (kop'rag-og) [Gr. *κόπρος* dung + *ἀγωγός* leading]. Cathartic.

copraol (ko'prah-ol) [East Indian *ko'pra* cocoanut]. A fat from cocoanut oil: used in preparing suppositories.

coprecipitin (ko-pre-sip'it-in). A precipitin which has an affinity for two or more organisms.

copremesis (kop-rem'es-is) [Gr. *κόπρος* dung + *ἔμεσις* vomiting]. The vomiting of fecal matter; stercoraceous vomiting.

copremia (kop-re'me-ah) [Gr. *κόπρος* dung + *αἷμα* blood]. Blood-poisoning from the retention of fecal matters in the blood.

coprolagnia (kop-ro-lag'ne-ah) [Gr. *κόπρος* dung + *λαγνεία* lust]. Sexual perversion in which the subject receives pleasure from the sight or thought of human excrement.

coprolalia (kop-ro-la'le-ah) [Gr. *κόπρος* dung + *λαλιά* babble]. The insane utterance of filthy words.

coprolith (kop'ro-lith) [Gr. *κόπρος* filth + *λίθος* a stone]. A hard fecal concretion.

coprology (kop-rol'o-je) [Gr. *κόπρος* dung + *λόγος* treatise]. The study of the feces.

Copromas'tix prowazek'i. A minute flagellate organism with four anterior flagella, found in feces in Brazil.

Coprom'onas subti'lis. An oval caprozoic flagellate found in the feces of frogs and sometimes in the human stool.

coprophagous (kop-rof'ag-us). Feeding on dung.

coprophagy (kop-rof'aj-e) [Gr. *κόπρος* dung + *φαγεῖν* to eat]. The eating of dung.

coprophil, coprophile, coprophilous (kop'ro-fil, kop-rof'il-us) [Gr. *κόπρος* dung + *φιλεῖν* to love]. Inhabiting dung said of bacteria.

coprophilia (kop-ro-fil'e-ah) [Gr. *κόπρος* dung + *φιλία* affection]. A morbid liking for filth, especially for feces and for things connected therewith.

coproplanesis (kop''ro-plan-e'sis) [Gr. *κόπρος* dung + *πλάνησις* wandering]. Escape of feces from the bowel through a wound or fistula.

coprostasis (kop-ros'tas-is) [Gr. *κόπρος* dung + *στάσις* stoppage]. Impaction of the feces in the intestine.

coprosterin (kop-ro-ste'rin) [Gr. *κόπρος* dung + *sterin*]. A reduction product of cholesterin occurring in human feces.

coprosterol (kop-ro-ste'rol). Coprosterin.

coprozoa (kop-ro-zo'ah) [Gr. *κόπρος* dung + *ζῷον* animal]. Protozoa which are found in fecal matter outside the body, but which do not inhabit the intestine.

coprozoic (kop-ro-zo'ik). Living in fecal material; found in fecal material.

Coptis (kop'tis) [L.]. A genus of ranunculaceous plants. *C. tee'ta* is an Asiatic species tonic Dose of root, 5–10 gr. (0.333–0.666 gm.). *C. trifo'lia* (goldthread), of North America, is a tonic and astringent used for sore mouth. Dose of root, 10–20 gr. (0.666–1.333 gm.)

coptosapelta (kop-to-sap-el'tah). See *prual*.

copula (kop'u-lah) [L.]. 1. Any connecting part or structure. 2 A name for *amboceptor*.

copulation (kop-u-la'shun) [L. *copula'tio*]. Sexual congress; coitus.

Coq. Abbreviation for L *co'que*, boil.

Coq. in s. a. Abbreviation for L *co'que in sufficien'te a'qua*, boil in sufficient water.

Coq. s. a. Abbreviation for L. *co'que secun'dum ar'tem*, boil properly.

coquille (ko-kēl') [Fr.]. A glass or lens shaped like a watch-crystal.

cor (kor). Latin for *heart*. **c. adipo'sum,** fatty heart; a heart which has undergone fatty degeneration or which has an accumulation of fat around it. **c. arterio'sum,** the left side of the heart, containing arterial blood. **c. biatria'tum trilocula're,** a three-chambered heart. **c. bilocula're,** a heart with a congenital defect of the septa of the auricles and ventricles. **c. bovi'num,** ox-heart; greatly enlarged heart. **c. dex'trum.** Same as *c. venosum*. **c. hirsu'tum, c. tomento'sum.** The same as *hairy heart*. See *heart*. **c. ju'venem,** a condition of arhythmia, palpitation, tachycardia, and systolic murmur seen in orthostatic albuminuria. **c. mo'bile,** an abnormally movable heart. **c. pen'dulum,** a heart so movable that it seems to be hanging by the great blood-vessels. **c. sinis'trum.** Same as *c. arteriosum*. **c. trilocula're,** a heart with one

ventricle and two auricles. **c. veno'sum,** the right half of the heart, which contains venous blood. **c. villo'sum,** a roughened state of the pericardium caused by exudate on its surface, occurring in pericarditis.

coraco-acromial (kor"ak-o-ak-ro'me-al). Pertaining to the coracoid and acromion processes.

coracobrachialis (kor"ak-o-bra-ke-a'lis). See *muscles, table of.*

coracoclavicular (kor"ak-o-klav-ik'u-lar). Attached to the coracoid process and the clavicle.

coracohumeral (kor"ak-o-hu'mer-al). Attached to the coracoid process and the humerus.

coracoid (kor'ak-oid) [Gr. *κορακοειδής* crow-like]. 1. Like a raven's beak. 2. The coracoid process.

coracoradialis (kor"ak-o-ra-de-a'lis). The short head of the biceps muscle.

coraco-ulnaris (kor"ak-o-ul-na'ris). The fibers of the biceps muscle attached to the fascia of the forearm.

corallin (kor'al-in). A lipochrome pigment found in *Streptothrix corallinus.* **red c.,** peonin. **yellow c.,** the sodium salt of rosolic acid.

Corallorhiza (kor"al-o-ri'zah) [Gr. *κοράλλιον* coral + *ῥίζα* root]. A genus of orchidaceous plants. The root of *C. odontorhi'za,* coralroot or crawley, is antipyretic and diaphoretic. Dose, 30 gr. (2 gm); of fluidextract, 15–30 min. (1–2 c.c.).

coramin (ko'ram-in). A proprietary 25 per cent. solution of pyridin betacarbonic acid diethylamin, used as a substitute for camphor by intravenous, subcutaneous, and peroral administration for the treatment of shock, collapse, and cardiac decompensation.

corasthma (kor-as'mah). Hay-fever.

cord (kord) [L. *chor'da;* Gr. *χορδή*]. Any long, rounded, and flexible body or organ. **Braun's c's,** strings of cells which have been observed in the kidney of the early embryo. **dental c.,** a cord-like mass of cells from which the enamel organ develops. **Ferrein's c.,** the lower, or true vocal cords. **gangliated c.,** the trisplanchnic nerve. **genital c.,** a structure in the embryo formed by the union of the two wolffian and the two mullerian ducts. **gubernacular c.** Same as *gubernaculum testis.* **lumbosacral c.,** a nerve-trunk from the branches of the fourth and the fifth lumbar nerves it extends to the sacral plexus. **nerve-c.,** any nerve-trunk or bundle of nerve-fibers. **psalterial c.** Same as *stria vascularis.* **sexual c's,** the seminiferous tubules during the early fetal stage. **spermatic c.,** the structure by which the testicle is suspended. **spinal c.,** the myelon; that part of the central nervous axis which is lodged in the vertebral canal. **umbilical c.,** the flexible structure which extends from the placenta to the fetal umbilicus. **vocal c's,** the membranous bands in the larynx by which the sounds of the voice are produced. They consist of the *superior* or *false* cords, and the *inferior* or *true* cords. The latter extend from the wings of the thyroid cartilage to the arytenoid cartilage. **Weitbrecht's c.,** the annular ligament of the elbow. **Wilde's c's,** the transverse striæ of the corpus callosum. **Willis's c.,** cords of fibrous tissue running transversely across the lower angle of the superior longitudinal sinus.

cordate (kor'dāt) [L. *cor* heart]. Heart shaped.

cordein (kor'de-in). Methyltribromsalol, an antiseptic and analgesic agent in white needles.

cordial (kord'yal) [L. *cordia'lis*]. 1. Stimulating the heart; invigorating. 2. An aromatized alcoholic liqueur. **Godfrey's c.,** mixture of sassafras and opium. **Warner's gout c.,** tincture of rhubarb and senna.

Cordiceps (kor'dis-eps). A genus of fungi; certain species produce fatal disease of caterpillars.

cordiform (kor'dif-orm) [L. *cor* heart + *for'ma* form]. Heart shaped.

corditis (kor-di'tis). Inflammation of the spermatic cord.

cordol (kor'dol). Tribromsalol, $C_6H_4(OH)COO.C_6H_2Br_3$; an antiseptic and hemostatic agent in long white needles. Dose, 8–20 gr. (0.5–1.3 gm.).

cordopexy (kor'do-pek-se) [*cord* + Gr. *πῆξις* fixation]. The operation of displacing outward the vocal cord for laryngeal stenosis.

cordyl (kor'dil). Acetyltribromsalol; an analgesic and antispasmodic agent in fine white needles: used like cordol, as hypnotic, analgesic, and internal antiseptic. Dose, 8–30 gr. (0.5–2 gm.).

Cordylo'bia anthropoph'aga. The tumbu fly; a fly of Africa the larvæ of which burrow under the skin of man and animals, causing a myiasis.

core (kōr). 1. The central part of anything. 2. A disease of sheep caused by worms in the liver. 3. A disease of cows marked by the formation of lumps in the udder. **atomic c.** See *coelectron.*

coreclisis (kor-ek-li'sis) [Gr. *κόρη* pupil + *κλεῖσις* closure]. The obliteration or closure of the pupil.

corectasis (kor-ek'tas-is) [Gr. *κόρη* pupil + *ἔκτασις* a dilatation]. Morbid dilatation of the pupil.

corectome (kor-ek'tōm) [Gr *κόρη* pupil + *τομή* a cutting] A cutting instrument used in performing corectomy.

corectomedialysis (ko-rek"to-me-de-al'is-is) [Gr. *κόρη* pupil + *ἐκτέμνειν* to excise + *διαλύειν* to set free]. The operation of forming an artificial pupil by detaching the iris from the ciliary ligament.

corectomy (kor-ek'to-me) [Gr. *κόρη* pupil + *ἐκ* out + *τομή* a cutting]. Same as *iridotomy.*

corectopia (kor-ek-to'pe-ah) [Gr. *κόρη* pupil + *ἐκ* out + *τόπος* place]. Abnormal situation of the pupil.

coredialysis (ko"re-di-al'is-is) [Gr. *κόρη* pupil + *διάλυσις* separation] The separation of the external margin of the iris from the ciliary body.

corediastasis (ko"re-di-as'tas-is) [Gr. *κόρη* pupil + *διά* a part + *στάσις* standing]. The dilatation or a dilated state of the pupil.

coregonin (ko-reg'o-nin). A protamin obtained from the sperm of the white fish.

corelysis (ko-rel'is-is) [Gr. *κόρη* pupil + *λύσις* a loosing] The operation of detaching adhesions of the pupil from margins of the lens.

coremorphosis (kor"e-mor-fo'sis) [Gr. *κόρη* pupil + *μόρφωσις* formation]. The formation of an artificial pupil.

corenclisis (kor-en-kli'sis) [Gr. *κόρη* pupil + *ἐγκλεῖν* to inclose]. Same as *iridenclesis.*

coreometer (ko-re-om'et-er) [Gr. *κόρη* pupil + *μέτρον* measure]. An apparatus used in measuring the pupil.

coreometry (ko-re-om'et-re) The measurement of the pupil.

coreoplasty (ko're-o-plas-te) [Gr. *κόρη* pupil + *πλάσσειν* to form]. Plastic surgery of the pupil.

corestenoma congenitum (ko"re-sten-o'mah kon-jen'it-um) [Gr *κόρη* pupil + *στένωμα* contraction]. A congenital condition in which the pupil is partially occluded by excrescences which meet, leaving small openings here and there.

Corethra (ko-re'thrah). A genus of short-beaked, non-blood-sucking mosquitos.

coretomedialysis (ko"re-to-me-di-al'is-is) [Gr. *κόρη* pupil + *τέμνειν* to cut + *διάλυσις* division]. The formation of an artificial pupil by a combined cutting and tearing operation upon the iris.

coretomy (ko-ret'o-me) [Gr. *κόρη* pupil + *τέμνειν* to cut]. Same as *iridotomy.*

coriaceous (ko-re-a'shus) [L *co'rium* leather]. Resembling leather; leathery, tough: said of bacterial cultures.

coriamyrtin (ko"re-am-er'tin). A glucosid, $C_{30}H_{36}O_{10}$, from the leaves of *Coria'ria myrtifo'lia:* possessing tetanic properties like those of picro-

toxin. Recommended as a circulatory and respiratory stimulant. Dose, $\frac{1}{60}$ gr. (0.00108 gm.).

coriander (ko-re-an'der) [L. *corian'drum*]. The umbelliferous plant, *Corian'drum sati'vum;* also its aromatic carminative fruit. Dose, 20–60 gr. (1.333–4 gm.); of volatile oil (*o'leum corian'dri*), 2–5 min. (0.133–0.333 c.c.).

coriandrol (ko-re-an'drol). A fragrant, colorless liquid, $C_{10}H_{18}O$, from oil of coriander.

Coriaria (ko-re-a're-ah) [L.]. A genus of old-world poisonous coriariaceous plants of various species: sparingly used in medicine. *C. myrtifo'lia* affords coriamyrtin.

coriariamyrtin (ko-re-a"re-am-er'tin). Same as *coriamyrtin*.

coriin (ko're-in). A substance formed by treating fibrous connective tissue with alkalis.

corium (ko're-um) [L.]. The true skin, or dermis; the vascular layer beneath the epidermis. **c. phlogis'ticum**. See *buffy coat*, under *coat*.

Corlett's pyosis (kor'lets) [William Thomas *Corlett*, American dermatologist, born 1854]. Impetigo contagiosa bullosa.

corm (korm) [L. *cor'mus*]. A solid bulb-like expansion of a plant stem below the surface of the ground.

corn (korn) [L. *cor'nu* horn]. 1. A clavus; a horny induration and thickening of the skin, produced by friction and pressure. It forms a conic mass extending down into the derma and producing pain and irritation. 2 A swelling on the bottom of a horse's foot between the wall of the heel and the bar. **soft c.**, a soft thickening of the epidermis between the toes, which is kept softened by moisture, and often leads to painful inflammation beneath the corn.

cornage (kor-nahzh') [Fr.]. Roaring in horses.

cornea (kor'ne-ah) [L *cor'neus* horny] The transparent structure forming the anterior part of the external layer of the eyeball. It is composed of five layers—an epithelial layer, an anterior limiting membrane, the substantia propria, the membrane of Descemet, and a layer of endothelial cells. **conic c.** See *keratoconus* **c. globo'sa**. Same as *buphthalmia*. **c. opa'ca**, the sclerotic coat of the eye. **c. pla'na**, congenital flatness of the cornea. **sugar-loaf c.** Same as *keratoconus*.

corneal (kor'ne-al) [L. *cornea'lis*]. Pertaining to the cornea.

corneitis (kor-ne-i'tis). Inflammation of the cornea.

corneoblepharon (kor"ne-o-blef'ar-on) [*cornea* + Gr. *βλέφαρον* eyelid]. Adhesion between the eyelid and cornea.

corneo-iritis (kor"ne-o-i-ri'tis). Inflammation of the cornea and iris.

corn'eosclera (kor"ne-o-skle'rah). The cornea and sclera regarded as forming one organ.

corneous (kor'ne-us) [L. *cor'neus*]. Horn-like, or horny.

corner, corner-tooth (kor'ner, kor'ner-tooth). The lateral incisor of a horse.

cornesin (kor'ne-sin). A proprietary fish-oil, vaunted as a cure for cataract: supposed to be cod-liver oil.

corneum (kor'ne-um). The stratum corneum of the skin. See *skin*.

corniculum laryngis (kor-nik'u-lum lar-in'jis) [L.] A cartilaginous nodule on the arytenoid cartilage.

cornification (kor"nif-ik-a'shun) [L. *cor'nu* horn + *fa'cere* to make]. Conversion into horn.

cornified (kor'nif-īd). Converted into horny tissue.

cornin (kor'nin). 1. A concentration prepared from the bark of *Cor'nus flor'ida:* tonic and antiperiodic. Dose, 2–4 gr. (0.133–0.266 gm.). 2. A crystalline principle said to be obtainable from *Cor'nus flor'ida*. 3. A preparation from the bark of *Cor'nus nuttal'lii*, a tree of western North America.

Corning's anesthesia or **method** (kor'nings) [James Leonard *Corning*, New York neurologist, 1855–1923]. See under *anesthesia*.

corn-silk (korn-silk) [L. *stig'mata may'dis*]. The diuretic stigmas, or silk, of the maize, *Ze'a ma'ys*. Dose of infusion, *ad libitum;* of fluidextract, 1–2 dr. (4–8 c.c.). See *Zea*.

cornu (kor'nu), pl. *cor'nua* [L. "horn"]. Any horn-like excrescence or projection. **c. ammo'nis** [L. "horn of Ammon"]. 1. An appearance as of a ram's horn, seen on cutting transversely through the pes hippocampi. 2. The hippocampus major **c. cer'vi**, the horn of a stag or deer; hart's horn. **c. cuta'neum, c. huma'num,** a horny excrescence of the skin, mostly seen on the scalp and face. **eth'moid c.**, the middle turbinate bone. **c. infe'rius** [B N A], the inferior horn of the lateral ventricle of the brain. **c. me'dium**. See *medicornu*. **c. occipita'le**. See *postcornu*. **c. os'sis hyoi'dei**, the cornu of the hyoid bone. **cornua sacra'lia**, the two hook-shaped processes extending downward from the arch of the last sacral vertebra. **c. of spinal cord**. See *crescents of spinal cord*. **c. us'tum** [L. "burnt horn"], the ashes or the burnt or charred horn of the deer or stag, formerly used in medicine as an antacid.

cornua (kor'nu-ah). Plural of *cornu*.

cornual (kor'nu-al). Pertaining to a cornu or to cornua.

cornucommissural (kor"nu-kom-is'u-ral). Pertaining to a cornu and to a commissure.

cornucopia (kor-nu-ko'pe-ah) [L. *cor'nu co'piæ* horn of plenty]. An extension of the choroid plexus into each of the lateral recesses of the fourth ventricle.

Cornus (kor'nus) [L.]. A genus of cornaceous trees and shrubs of both hemispheres; the cornels or dogwoods. The root-bark of many is astringent, tonic, and antiperiodic, especially that of *C. flor'ida*, the common dogwood of North America. Dose of bark, 15 gr. (1 gm.); of fluidextract, 10–60 min. (0.666–4 c.c.).

cornutin (kor-nu'tin). A poisonous alkaloid of ergot. Dose (per diem), $\frac{1}{6}$–$\frac{1}{4}$ gr (0.011–0.016 gm.); of citrate (for spermatorrhea), $\frac{1}{20}$–$\frac{1}{10}$ gr. (0.003–0.006 gm.).

cornutol (kor'nu-tol). A concentrated preparation of ergot.

corodiastasis (ko"ro-di-as'tas-is). Same as *core-diastasis*.

corolla (ko-rol'ah) [L. "little crown"]. The inner set of leaves of a floral envelop the individual portions of which are called *petals*.

corometer (ko-rom'et-er). Same as *coreometer*.

corona (ko-ro'nah), pl. *coro'næ* [L. "crown"; Gr. *κορώνη*]. A crown or crown-like eminence. **c. ciliar'is**. See *zona ciliaris*. **c. den'tis**, the crown of a tooth. **c. glan'dis**, the rim which surrounds the base of the glans penis. **c. radia'ta**, the radiating crown of projection fibers which pass from the internal capsule to every part of the cerebral cortex. **c. seborrhœ'ica**, a red line or band along the upper border of the forehead and temples sometimes seen in severe cases of dermatitis seborrhœica or pityriasis capitis. **c. ven'eris**, a ring of syphilitic sores around the forehead, sometimes deeply affecting the bones of the head. **Zinn's c.** Same as *circulus arteriosus halleri*.

coronad (kor'o-nad). Toward the crown of the head or any corona.

coronal (kor'o-nal) [L. *corona'lis*]. Pertaining to the crown of the head or to any corona.

coronale (kor-o-na'le). The point on the coronal suture at the end of the maximum frontal diameter.

coronamen (kor-o-na'men). The coronet of a horse.

coronaria ventriculi (kor-o-na're-ah ven-trik'u-li) [L.]. An artery on the lesser curvature of the stomach, formed by an anastomosis between the gastric artery and the superior pyloric branch of the hepatic artery.

coronary (kor'o-na-re) [L. *corona'rius*]. Incircling in the manner of a crown a term applied to vessels, nerves, ligaments, etc

corone (ko-ro'ne) [L.; Gr. *κορώνη* apophysis]. The coronoid process of the lower jaw-bone.

coroner (kor'o-ner) [L. *corona'tor*]. An officer who holds inquests in regard to violent and sudden deaths.

coronet (kor'o-net). The lower part of the pastern of a horse, where the horn joins the skin

Coronilla (kor-o-nil'ah) [L.] A genus of poisonous leguminous herbs of many species. *C. scorpioi'des* and other European species are purgative, diuretic, and cardiant Dose in powder (per diem), 15–30 gr. (1–2 gm.); of tincture (per diem), ½–1 dr. (2–4 c.c).

coronillin (kor-o-nil'in). A pale-yellow, bitter glucosid, $C_7H_{14}O_5$, from the seeds of *Coronil'la scorpioi'des*, a European leguminous plant: a diuretic and heart stimulant. Dose, 1–2 gr. (0.06–0.13 gm).

coronion (kor-o'ne-on). The tip of the coronoid process of the jaw.

coronitis (kor-o-ni'tis). Inflammation of the coronary cushion of the horse.

coronium (ko-ro'ne-um). An unknown substance which produces the line at wave length 5303 in the spectrum of the sun's corona.

coronoid (kor'o-noid) [Gr. *κορώνη* crow, crown]. 1. Shaped like a crow's beak 2. Crown-shaped.

coroparelcysis (ko"ro-par-el'sis-is) [Gr. *κόρη* pupil + *παρέλκειν* to draw aside] The drawing aside of the pupil in partial corneal opacity in order to bring it over a transparent portion.

coroplasty (ko'ro-plas-te). Same as *coreoplasty*.

coroscopy (ko-ros'ko-pe) [Gr. *κόρη* pupil + *σκοπεῖν* to view]. The shadow-test for determining the refractive powers of the eye.

corotomy (ko-rot'o-me) [Gr. *κόρη* pupil + *τέμνειν* to cut]. Any cutting operation upon the pupil; coretomy.

corpora (kor'po-rah). Latin for *bodies;* plural of *corpus*. **c. albican'tia.** See *corpus albicans*. **c. amyla'cea,** "starchy bodies", small, starch-like masses found in the prostate, neuroglia, etc **c. aran'tii,** small tubercles, one in each of the semilunar valves of the aorta and pulmonary arteries; called also *bodies of Arantius* **c. arena'cea,** grains of a sand-like substance sometimes found in the masses of papillomata Called also *sand-bodies*. **c. can'dicans.** See *mammillary bodies*, under *body*. **c. caverno'sa,** "cavernous bodies" the two erectile columns of the dorsum of the penis (*c. caverno'sa pe'nis*) or clitoris (*c. caverno'sa clitor'idis*). **c. fla'va,** waxy bodies found in the central nervous system and elsewhere, and thought to be formed by the transformation of nerve-cells. **c. malpighia'na.** See *malpighian body*, under *body*. **C. mammilla're** [B N A]. See *mammillary bodies*, under *body*. **c. oliva'ria,** two oval masses behind the pyramid of the oblongata. **c. oryzoi'dea,** rice bodies. See under *body*. **c. quadrigem'ina** [B N A], "fourfold bodies"; the four oval masses (two nates and two testes) behind the third ventricle of the brain, forming the dorsal part of the mesencephalon. **c. restifor'mia** [B N A], "rope-like bodies"; the two cord-like columns of the oblongata which are continuous with the inferior peduncle of the cerebellum. **c. santoria'na.** Same as *cornicula laryngis*. **c. stria'ta,** "striped bodies." See *corpus striatum*. **c. versicolora'ta.** Same as *c. amylacea*.

corps, medical (kōr). The surgeon officers of the navy, comprising a surgeon-general, medical directors, medical inspectors, surgeons, passed assistant-surgeons, and assistant-surgeons.

corpse (korps) [L. *cor'pus* body]. A cadaver; a lifeless body.

corpulency (kor'pu-len-se) [L. *corpulen'tia*]. Undue fatness or obesity. polysarcia.

corpus (kor'pus), pl. *cor'pora* [L. for "body"]. 1. The body. 2. The main part of any organ. 3. Any mass of specialized tissue. **c. adipo'sum buc'cæ.** See *pad, sucking*. **c. adipo'sum or'bitæ** [B N A], a mass of fat in the orbit. **c. albi'cans.** 1. The mass of fibrous scar tissue replacing the corpus hemorrhagicum within the graafian follicle. 2. See *mammillary bodies*, under *body*. **c. alie'num,** a foreign body. **c. aran'tii.** See *corpora arantii* **c. bigemi'num.** 1. Either one of the optic lobes of a fish or bird. 2. Less correctly, a corpus quadrigeminum of the mammalian brain **c. calca'nei,** the body of the calcaneum. **c. callo'sum,** the callosum, or great commissure, of the brain it is an arched mass of white matter, situated at the bottom of the longitudinal fissure, and is made up of transverse fibers connecting the cerebral hemispheres. **c. can'dicans.** See *mammillary bodies*, under *body*. **c. caverno'sum.** See *corpora cavernosa* **c. caverno'sum ure'thræ** [B N A]. Same as *c. spongiosum*. **c. cilia're.** See *ciliary body*, under *body*. **c. denta'tum,** "toothed body"; a small oval mass of gray substance on the section of either hemisphere of the cerebellum. **c. denta'tum oli'væ,** an oval mass of gray matter in the olivary body; the olivary nucleus. **c. fibro'sum,** a hard mass projecting from the surface of an inflamed ovary **c. fimbria'tum,** "fringed body"; a narrow band of white matter bordering the lateral edge of the lower cornu of the lateral ventricle **c. for'nicis,** the middle part of the fornix. **c. genicula'tum,** "knee-like body", either one of a pair of tubercles on the inferior part of the optic thalami. **c. genicula'tum latera'le** [B N A], the external geniculate body, a bulging of the posterior portion of the thalamus, external to the pulvinar. **c. genicula'tum media'le** [B N A], the internal geniculate body, an elevation on the thalamus behind the pulvinar. **c. glandulo'sum,** a spongy eminence which surrounds the orifice of the female urethra. **c. hæmorrhag'icum,** a blood-clot formed within the empty graafian follicle after ovulation has taken place. **c. highmoria'num,** the mediastinum of the testis. **c. hypothalam'icum,** a mass of gray matter situated in the subthalamus **c. interpeduncula're,** a small mass of gray matter just in front of the pons varolii, between the peduncles of the brain. Called also *ganglion interpedunculare*. **c. lu'teum,** "yellow body"; a yellow mass in the ovary in the place of an ovisac which has discharged its ovum; if the ovum has been impregnated, the corpus luteum grows and lasts for several months (*true c. luteum*, or *c. luteum of pregnancy*); if impregnation has not taken place, the corpus luteum degenerates and shrinks (*false c. luteum*, or *c. luteum of menstruation*). **c. mammilla're** [B N A], pl *cor'pora mammilla'ria*. See *mammillary bodies*, under *body*. **c. medulla're cerebel'li** [B N A], the white substance of the cerebellum. **c. muco'sum.** Same as *rete mucosum* **c. ni'grum,** the menstrual corpus luteum after it has become blackened. **c. oliva're,** the olivary body. See under *body*. **c. oryzoi'deum,** a rice body. See under *body*. **c. pampinifor'me,** the parovarium. **c. papilla're** [B N A], the papillary body. **c. pinea'le** [B N A], the pineal body. See under *body*. **c. pontobulba're,** a ridge running obliquely across the restiform body just caudal to the ridge formed by the cochlear nuclei. **c. pyramida'le,** the pyramid of the medulla. **c. restifor'me** [B N A], the restiform body. See under *body*. **c. rhomboida'le,** the corpus dentatum of the cerebellum. **c. spongio'sum,** the mass of erectile tissue in the

lower part of the penis; it contains the urethra. **c. spongio'sum ure'thræ** [B N A], the submucous layer of the female urethra. **c. ster'ni,** the gladiolus. **c. stria'tum** [B N A], a subcortical mass of gray and white matter in front of the thalamus in each cerebral hemisphere. The gray matter of this structure is arranged in two principal masses, the caudate nucleus and the lentiform nucleus; the striate appearance on section of the area being produced by connecting bands of gray matter passing from one of these nuclei to the other through the white matter of the internal capsule. **c. subthalam'icum,** the subthalamus. **c. trapezoi'deum** [B N A], a mass of transverse fibers extending through the central part of the pons and forming a part of the path of the cochlear nerve. **c. triti'ceum,** a nodule of cartilage on the posterior thyroid ligament; from it the triticoglossus muscle (when present) takes its origin. **c. u'teri,** the body of the uterus. **c. ver'tebræ** [B N A], the centrum of a vertebra. **c. vit'reum,** the vitreous body of the eye. **c. wolffia'num,** the wolffian body. See under *body*.

corpuscle (kor'pus-l) [L. *corpus'culum* little body] Any small mass, organ, or body. **amniotic c's,** corpora amylacea. **amylaceous c's, amyloid c's.** See *corpora amylacea*. **axile c., axis c.,** the central part of a tactile corpuscle **Babes-Ernst c.** See under *body*. **Bennett's small c's.** Same as *Drysdale's c's* **Bizzozero's c's,** the blood-platelets. **blood-c's.** See *blood* **bone-c.,** a bone-cell. **Burckhardt's c's,** peculiar yellowish bodies found in trachoma secretion **calcareous c.,** one of the dentinal cells of a tooth containing lime or calcium. **cancroid c's,** the small nodules characteristic of epithelioma of the skin. **cartilage c.** See *cartilage-cell*, under *cell* **cement c's,** osteogenic corpuscles occurring in the lacunæ of tooth-cement. **chorea c's,** peculiar round hyaline bodies, concentrically laminated and strongly refractile, found in the perivascular sheaths of the vessels of the corpora striata and internal capsule in chorea. **chromophil c.** See *body, Nissl's*. **chyle c's,** white corpuscles found in chyle, and not differing from the white corpuscles of the blood. **colloid c's,** corpora amylacea. **colostrum-c's,** large granular cells in the colostrum. **concentric c's.** Same as *Hassall's c's*. **corneal c's,** star-shaped corpuscles within the corneal spaces. **Dogiel's c.,** a complex form of Krause's corpuscle found in the mucous membrane of the external genitals **Donné's c's,** colostrum-corpuscles. **Drysdale's c's,** transparent microscopic cells seen in the fluid of ovarian cysts. **dust-c's.** See *hemokonia*. **educated c.,** a body-cell, especially a leukocyte, derived from a mother-cell which has successfully battled with the bacteria or toxins of a disease. By this experience of the mother-cell the daughter-cell is, as it were, educated to withstand the attacks of such bacteria in future. **Eichhorst's c's,** a peculiar variety of microcytes seen in the blood of patients with pernicious anemia. **genital c's,** the end-buds and other forms of special nerve-endings occurring in the external genital organs. **ghost c.** Same as *Phantom c.* **Gierke's c's,** the roundish bodies found in the nervous system; probably identical with Hassall's corpuscles **Gluge's c's,** granular corpuscles in diseased nervous matter. **Golgi's c's,** small, spindle-shaped corpuscles found in tendons at the junction of the tendon with the muscular fibers. Called also *tendon-spindles*. **Golgi-Mazzoni c's,** tactile corpuscles found in the subcutaneous tissue of the finger-tips, resembling pacinian corpuscles, but differing from the latter in the possession of fewer lamellæ and a relatively larger cone, and in having the contained nerve-fibers more extensively branched. **Grandry's c's.** Same as *Merkel's c's*. **Grandry-Merkel c's,** Merkel's corpuscles. **Hassall's c's,** small, concentrically striated bodies in the thymus, being the remains of epithelial tissue found in early stages of development of the gland. **Hayem's elementary c's,** the blood-plaques. **Herbst's c's,** peculiar sensory end-organs in the skin of the bill and in the mucous membrane of the tongue of the duck. **Jaworski's c's,** spiral mucous bodies seen in the secretion of the stomach in hyperchlorhydria. **Krause's c's,** round end-bulbs or nerve-endings in the mucous membrane of the mouth, nose, eyes, and genitals. They consist of a spheroid capsule enclosing a granular mass in which is a neurofibril of the nerve termination. Called also *Krause's end-bulb* and *corpusculum bulboideum* [B N A]. **Langerhans's stellate c's,** terminations of nerve-fibers seen in the rete mucosum of the epidermis. **Laveran's c.,** Laverania. **Leber's c's.** Same as *Hassall's c's*. **Lostorfer's c's,** granular bodies from the blood in syphilis. **lymph-c's,** the corpuscular elements of the lymph; not distinguishable from the white corpuscles of the blood. **lymphoid c's,** ameboid protoplasmic masses found in the tissue and lymph-spaces· a form of leukocyte. **malpighian c's.** 1. Any lymphoid nodule of the spleen. 2. A tuft of blood-vessels surrounded by the expanded portion of the uriniferous tubule of the kidney. **Mazzoni's c's,** sensory nerve-endings resembling Krause's end-bulbs. **Meissner's c's,** tactile corpuscles in the dermal papillæ of the tips of the fingers and toes, in the skin over the lips, in the mammæ, and in the external genitals. They consist of a thick fibrous capsule, a granular central substance, and a terminal arborization of neurofibrils. Called also *tactile c's* and *corpusculum tactus* [B N A]. **Merkel's c's,** tactile corpuscles in the submucosa of the tongue and mouth. Each corpuscle consists of a sheath which is continuous with the sheath of Henle of the nerve. Enclosed within the sheath are two flattened epithelial cells between the opposed surfaces of which is a biconvex disk continuous with the end of the neurofibrils. **Miescher's c's.** Same as *Rainey's c's*. **milk-c's,** delicate drops of fat suspended in the serum of the milk **molluscous c's.** See *molluscous bodies*, under *body*. **mucous c's,** bodies resembling leukocytes occurring in mucus. **muscle-c.,** a muscle nucleus, especially of striated muscle. **nerve-c's,** the nucleated corpuscles lying between the neurilemma and medullary sheath. **Norris's c's,** certain colorless, transparent, and invisible disks in the blood-serum. **Nunn's gorged c's,** epithelial cells found in ovarian cysts which have undergone a high degree of fatty degeneration. Called also *Bennett's large corpuscles*. **Pacini's c's, pacinian c's,** the largest of the end-organs of the skin, scattered throughout the subcutaneous tissues. They are ovoid in form and are made up of a granular central bulb which encloses a single terminal neurofibril and which is surrounded by a series of concentric capsules. They occur in the pulp of the fingers, along the course of nerves, in interosseous membranes, in the perimysium of muscles, and in the mesentery and mesocolon. Called also *corpusculum lamillosum* [B N A]. **Patterson's c's.** Same as *molluscous bodies*. See *body*. **phantom c.,** an erythrocyte from which the hemoglobin has been dissolved. Called also *shadow-c*, *blood-shadow*, and *achromacyte*. **Purkinje's c's,** large branched nerve-cells composing the middle layer of the cortex of the cerebellum. **pus-c.,** one of the cells of pus, chiefly polymorphonuclear leukocytes. **Rainey's c's,** Rainey's tubes; encapsulated, ovoid, sporiferous bodies found in the muscles of various animals. **red blood-c's,** the erythrocytes; biconcave circular disks of the blood, containing hemoglobin; in man they are about $\frac{1}{1200}$ inch in diameter and $\frac{1}{12500}$ inch thick. There are normally about five millions in each cubic millimeter of blood. **renal c's.** Same as *malpighian c's*. **reticulated c's,** red blood-corpuscles which on proper staining show filamentous reticulations filling a greater part of the cell. **Ruffini's c's,**

nerve-endings in the skin having a branched form, and inclosed in connective tissue instead of epithelium. **salivary c's,** swollen spheric leukocytes found in the saliva. **Schwalbe's c's,** taste-buds. **sensitized c.,** a given kind of erythrocyte laden with an amboceptor specific for that variety of corpuscle. If such corpuscles are brought into contact with complement, hemolysis takes place. **shadow-c.** See *phantom c.* **tactile c.,** a rounded or elliptic body contained in a tactile papilla of the corium. See *Meissner's c's.* **tendon-c's,** flattened cells of connective tissue occurring in rows between the primary bundles of the tendons. **third c.,** a blood-plaque. **thymus c.** Same as *Hassall's c's.* **Timofeew's c's,** a specialized form of pacinian corpuscle found in the submucosa of the membranous and prostatic portions of the urethra. **touch-c.** See *tactile c.* **Toynbee's c's,** corneal corpuscles. **Traube's c's,** phantom corpuscles; decolorized red blood-corpuscles. **typhic c's,** epithelial cells of Peyer's patches which have undergone degeneration in typhoid fever. **Valentin's c's,** small amyloid bodies found in nerve-tissue. **Vater's c's.** Same as *pacinian c.'s.* **Virchow's c's.** Same as *corneal c's.* **von Troeltsch's c's,** connective-tissue spaces lined with flattened endothelial cells, and appearing like corpuscular bodies among the radial fibers of the membrana tympani **Wagner's c's,** Meissner's corpuscles. **washed c's,** the isolated red blood-corpuscles of an animal which have been suspended in a 0.8 per cent. saline solution and separated by centrifugalization to free them from serum or plasma constituents. **Weber's c.,** the sinus pocularis. **white blood-c's, colorless blood-c's,** flattened leukocytes of the blood: each about $\frac{1}{2500}$ inch in diameter. **Wrisberg's c's,** the cuneiform cartilages. **Zimmermann's c.** Same as *phantom c.*

corpuscular (kor-pus'ku-lar). Pertaining to or of the nature of corpuscles.

corpusculum (kor-pus'ku-lum), pl. *corpus'cula.* Latin for *corpuscle.* **c. bulboi'deum** [B N A]. See *Krause's corpuscles,* under *corpuscle.* **c. lamello'sum** [B N A], Pacini's corpuscle See under *corpuscle.* **c. nervo'rum articula're** [B N A], an articular nerve corpuscle. **c. nervo'rum genita'le,** a genital corpuscle. **c. nervo'rum termina'le,** any one of the dermal corpuscles, such as those of Krause, Meissner, Pacini, etc. **c. re'nis** [B N A], a malpighian corpuscle. **c. tac'tus** [B N A], a tactile corpuscle. See *Meissner's corpuscle,* under *corpuscle.*

correctant, corrective (kor-ek'tant, kor-ek'tiv). Same as *corrigent.*

correlation (kor-rel-a'shun). In neurology, those combinations of the afferent impulses within the sensory centers which provide for the integration of the impulses into appropriate responses (Herrick).

Corrigan's disease, pulse, etc. (kor'ig-anz) [Sir Dominic John *Corrigan,* physician in Dublin, 1802–1880]. See *disease, pulse,* etc.

corrigent (kor'ij-ent) [L *cor'rigens* correcting]. 1. Amending or rendering milder 2. Any agent which favorably modifies the action of a drug which is too powerful or harsh.

corrosion (kor-o'zhun) [L. *corro'sio*]. The slow destruction of a tissue by the action of a corrosive.

corrosive (kor-o'siv) [L. *con* with + *ro'dere* to gnaw]. Destructive to the texture or substance of the tissues. **c. sublimate.** See *mercuric chlorid.*

corrosol (kor'oz-ol). A mercurial preparation for hypodermic use: said to be non-irritating and painless.

corroval (kor'o-val). A South American arrow-poison; a heart paralyzant.

corrovalin (kor-o'val-in). A poisonous alkaloid from corroval.

corrugator (cor'u-ga-tor) [L. *con* together + *ru'ga* wrinkle]. That which wrinkles; a muscle which wrinkles. **c. supercil'ii.** See *muscles, table of.*

Cort. Abbreviation for L. *cor'tex,* bark.

cortex (kor'teks), gen. *cor'ticis* [L.]. 1. The bark of a tree or root. 2. The rind of a fruit. 3. The outer layers of an organ as distinguished from its inner substance. **cerebellar c.,** the superficial gray matter of the cerebellum. **cerebral c., c. cer'ebri,** the cortex of the brain, composed mainly of gray or cineritious substance. Called also *pallium* and *mantle.* **c. re'nis,** the cortical substance of the kidney, made up of urinary tubes and blood-vessels, supported by a stroma or matrix. **somatic c.,** the neopallium.

cortiadrenal (kor-te-ad-re'nal). Pertaining to the cortex of the adrenal gland.

cortical (kor'tik-al) [L. *cortica'lis*]. Pertaining to or of the nature of a cortex or bark.

corticifugal (kor-tis-if'u-gal) [L. *cor'tex* cortex + *fu'gere* to flee]. Proceeding, conducting, or moving away from the cortex.

corticipetal (kor-tis-ip'et-al) [L. *cor'tex* cortex + *pe'tere* to seek]. Moving, progressing, or conducting toward the cortex.

cortico-afferent (kor''tik-o-af'er-ent). Conveying impressions from the lower levels inward and upward to the cerebral cortex.

cortico-efferent (kor''tik-o-ef'er-ent). Carrying impressions outward and downward from the cerebral cortex said of certain nerve-fibers

corticofugal (kor-tik-of'u-gal) [*cortex* + L. *fu'gere* to flee]. Passing away from the cortex

corticopeduncular (kor''tik-o-pe-dung'ku-lar). Pertaining to the cortex and the peduncles of the brain.

corticospinal (kor''tik-o-spi'nal). Pertaining to the cortex of the brain and the spinal cord.

Corti's arch, canal, organ, etc. [Alfonso *Corti,* Italian anatomist, 1822–1876]. See *arch, canal, organ,* etc.

corundum (ko-run'dum). Native aluminum oxid, Al_2O_3. It is used as an abrasive in dentistry.

coruscation (kor-us-ka'shun). A glittering sensation, as of flashes of light before the eyes

Corvisart's disease, facies (kor-ve-sarz') [Jean Nicolas de *Corvisart,* French physician, 1755–1821]. See *disease* and *facies.*

corybantism, corybantiasm (kor-ib-an'tizm, kor-ib-an'te-azm) [Gr. *κορύβας* a reveller]. Wild, frenzied, and sleepless delirium.

corybulbin (ko-re-bul'bin). A colorless crystalline alkaloid, $C_{21}H_{25}NO_4$, from commercial corydalin.

corydalin (kor-id'al-in). An alkaloid, $C_{22}H_{27}NO_4$, from *Coryd'alis tubero'sa;* also a concentration from the same. diuretic and tonic. Dose, 1–5 gr. (0.066–0.333 gm.).

Corydalis (kor-id'al-is) [L., from Gr. *κόρυς* helmet]. A genus of fumariaceous herbs, of which various species are actively medicinal. The root of *C bulbo'sa* and *C. tubero'sa* is emmenagogue and vermifuge. *C. formo'sa* is considered a good antiperiodic and diuretic. Dose of fluidextract, 10–40 min. (0.666–2.666 c.c.).

corydin (ko'rid-in). A crystalline alkaloid, $C_{20}H_{23}NO_4$, from the roots of *Coryd'alis tubero'sa.*

coryfin (kor'if-in). A colorless liquid, the menthol ester of ethylglycolic acid, $CH_2(O\,C_2H_5)\,COO(C_{10}H_{19})$· used externally as an anesthetic and analgesic.

coryl (kor'il). A mixture of methyl and ethyl chlorids. a local anesthetic.

coryleur (kor-il-ur') [Fr.]. An instrument used in spraying with coryl.

corylin (ko-ril'in). A protein obtained from the hazelnut.

coryloform (ko-ril'o-form). An anesthetic mixture of ethyl and methyl chlorids and ethyl bromid.

corynanthin (ko-rin-an'thin). A crystalline alkaloid, $C_{21}H_{26}N_2O_3$, from the bark of *Pseudocinchona africana*.

Corynebacterium (ko-ri"ne-bak-te're-um) [Gr. κορύνη club + *bacterium*]. A genus of *Mycobacteriaceæ* of which *C. diphtheriæ* is the type organism. They are slender, Gram-positive, nonmotile, rod-shaped organisms with a tendency to form club-shaped and pointed forms and to show uneven staining. **C. commu'ne.** Same as *C. hoffmanni*. **C. diphthe'riæ,** a pathogenic species found in the false membrane of diphtheria which shows a characteristic pleomorphism and produces diphtheria toxin. Called also *diphtheria bacillus, Löffler's bacillus, Klebs-Löffler bacillus,* and *Mycobacterium diphtheriæ* **C. granulo'matis malig'ni,** a species found in cases of Hodgkin's disease. **C. hodg'kini,** a bacillus in Hodgkin's disease (Bettencourt). **C. hoffman'ni,** a bacterial organism found in throat cultures and much resembling C. diphtheriæ. It is somewhat shorter, thicker, more uniform in size and shape, and produces no toxin. It produces an alkaline reaction in both dextrose and saccharose bouillon. Called also *Bacillus clavatus, Bacillus pseudodiphthericus, Bacillus hoffmanni, Hoffmann's bacillus.* **C. lym'phæ vaccina'lis,** a species discovered in lymph of calves and said to be present on the skin of man. **C. mal'lei.** Same as *Pfeifferella mallei.* **C. pseudodiphthe'riæ.** See *C hoffmanni.* **C. segmento'sum,** an organism resembling C. diphtheriæ which is found in the nose and thought at one time to be concerned in the production of common colds **C. xero'sis,** a non-motile rod-shaped organism resembling C. diphtheriæ which is found in cases of xerosis and at one time was thought to be the cause of the disease. It is frequently found in normal eyes. It produces acid in both dextrose and saccharose bouillon.

corypalmin (ko-re-pal'min). A crystalline alkaloid, $C_{20}H_{23}NO_4$, from the roots of *Coryd'alis tubero'sa.*

corytuberin (ko-re-tu'ber-in). A crystalline alkaloid, $C_{19}H_{21}NO_4.5H_2O$, from commercial corydalin.

coryza (ko-ri'zah) [L.; Gr. κόρυζα]. Cold in the head; an acute catarrhal affection of the nasal mucous membrane, attended with a ropy discharge from the nostrils. **c. fœ'tida,** ozena. **c. œdemato'sa,** a serous inflammation of the inferior and middle turbinate bones.

coryzol (ko-ri'zol). A proprietary coryza preparation containing formaldehyd and eucalyptus

cosaprin (kos'ap-rin). A white, crystalline compound, sodium acetsulphanilate, $CH_3.CO.NH.C_6H_4.SO_2ONa$, soluble in water· it is used as an antipyretic and antirheumatic in doses of from 5–8 gr. (0.33–0.52 gm.) three times daily.

Coschwitz's duct (kosh'vits) [Georgius Daniel *Coschwitz,* German physician, 1679–1729]. See *duct.*

cosensitize (ko-sen'sit-Iz). To sensitize to two or more infections.

cosmesis (koz-me'sis) [Gr. κόσμησις]. The art of increasing and preserving beauty.

cosmetic (koz-met'ik) [Gr. κοσμητικός]. 1. Beautifying; tending to preserve or restore comeliness. 2. A beautifying substance or preparation.

cosmetology (koz-met-ol'o-je). The study of the proper care of the body from the point of view of cleanliness and comeliness.

cosmin (koz'min). See *agathin.*

cosmolin (koz'mo-lin). A trade-name for a variety of petrolatum, like vaselin; there are also liquid cosmolins: used chiefly in external applications. See *petrolatum.*

cosotoxin (ko-so-tok'sin). Same as *kosotoxin.*

costa (kos'tah), pl. *cos'tæ* [L. for *rib*]. A rib. **c. fluc'tuans,** a floating rib. **c. fluc'tuans dec'ima.** See *Stiller's sign,* under *sign.* **cos'tæ spu'riæ,** false ribs. **cos'tæ ve'ræ,** true ribs.

costal (kos'tal) [L. *costa'lis*]. Pertaining to a rib or ribs.

costalgia (kos-tal'je-ah) [L. *cos'ta* rib + Gr. ἄλγος pain]. Pain in the ribs.

costectomy (kos-tek'to-me) [L. *cos'ta* rib + Gr. ἐκτομή excision]. The operation of excising a rib.

costicartilage (kos-te-kar'til-ej) [L. *cos'ta* rib + *cartilage*]. The cartilage of a rib.

costicervical (kos-te-ser'vik-al). Pertaining to or connecting the ribs and the neck.

costiferous (kos-tif'er-us) [L. *cos'ta* rib + *fer're* to carry]. Bearing a rib, as the dorsal vertebræ of man.

costiform (kos'tif-orm). Shaped like a rib.

costispinal (kos-te-spi'nal). Pertaining to or connecting the ribs and spine.

costive (kos'tiv). Affected with constipation.

costiveness (kos'tiv-nes). Constipation of the bowels.

costo-. A prefix denoting relation to the ribs.

costocentral (kos-to-sen'tral). Pertaining to a rib and the centrum of a vertebra.

costochondral (kos-to-kon'dral). Pertaining to a rib and its cartilage.

costoclavicular (kos"to-klav-ik'u-lar). Pertaining to the ribs and clavicle.

costocolic (kos-to-kol'ik). Joining the ribs and the colon.

costocoracoid (kos-to-kor'ak-oid). Pertaining to the ribs and coracoid process.

costodiaphragmitis (kos"to-di-af-rag-mi'tis). Inflammation of the costodiaphragmatic sinus.

costogenic (kos-to-jen'ik) [L. *cos'ta,* rib + γεννᾶν to produce]. Arising from a rib, especially from defect of the bone-marrow of the ribs.

costo-inferior (kos-to-in-fe're-or). Pertaining to the lower ribs.

costopleural (kos-to-plu'ral). Pertaining to the ribs and the pleura.

costopneumopexy (kos-to-nu'mo-pek-se) [L. *cos'ta* rib + Gr. πνεύμων lung + πῆξις fixing]. The operation of anchoring the lung to a rib.

costoscapular (kos-to-skap'u-lar). Pertaining to the ribs and the scapula.

costoscapularis (kos"to-skap-u-la'ris). The serratus magnus muscle.

costosternal (kos-to-ster'nal). Pertaining to a rib and to the sternum.

costosuperior (kos"to-su-pe're-or). Pertaining to the upper ribs.

costotome (kos'to-tōm) [L. *cos'ta* rib + Gr. τέμνειν to cut]. A knife for dividing the costal cartilages.

costotomy (kos-tot'o-me) [L. *cos'ta* rib + Gr. τομή a cut]. Resection of a rib.

costotransverse (kos"to-trans-vers'). Lying between the ribs and transverse processes of the vertebræ.

costotransversectomy (kos"to-trans-ver-sek'to-me). Excision of a part of a rib with the transverse process of a vertebra.

costovertebral (kos-to-ver'te-bral). Pertaining to a rib and a vertebra.

costoxiphoid (kos-to-zi'foid). Connecting the ribs and the xiphoid cartilage.

Cotard's syndrome (cot-ārz') [Jules *Cotard,* French neurologist, 1840–1887]. See *syndrome.*

cotargit (ko-tar'jit). The double salt of cotarnin hydrochlorate and ferric chlorid: used as a hemostatic.

cotarnin (ko-tar'nin). A yellow crystalline bitter alkaloid deliquescent in moist air. It is quaternary oxymethyl-oxymethylene-dihydroxy-isoquinolin, $(CH_3O)(CH_2O_2)C_6H_8N(CH_3)Cl$: astringent and sedative. **c. hydrochlorate.** See *stypticin.* **c. phthalate,** styptol.

COTe. An abbreviation for *cathodal opening tetanus.*

coto (ko'to). 1. The bark of an unknown Bolivian tree: useful in diarrheas and in intestinal troubles. Dose of fluidextract, 1–15 min. (0.066–1 c.c.); of powder, 1–15 gr. (0.066–1 gm.); of tincture, 10–30 min. (0.666–2 c.c.). 2. See *paracoto.*

cotoin (ko-to'in). A crystalline principle from coto. It is irritant to the skin and mucous membranes: it has been used in cholera and dysentery: to be used with caution. Dose, ½–1 gr. (0.03–0.06 gm.). **c. formaldehyd,** fortoin.

cotonetin (ko-to-ne'tin). A principle, $C_{20}H_{16}O_5$, in white scales, from coto: it is similar in its effects to cotoin

cotton (kot'n) [L. *gossyp'ium*]. A textile material derived from the seeds of one or more of the cultivated varieties of *Gossyp'ium herba'ceum.* **absorbent c.,** cotton that has been rendered absorbent by removal of its fatty matter. **gun c.,** pyroxolon. **c.-oil, c.-seed oil** [L. *o'leum gossyp'ii sem'inis*], a fixed oil from the seed of the cotton plant: much used in pharmacy. **purified c.,** absorbent cotton. **c.-root,** the root of *Gossyp'ium herba'ceum,* the cotton plant. The root-bark (*gossyp'ii cortex,* U. S. P.) is diuretic and emmenagogue. Dose, 30 gr. (2 gm); of fluidextract, 15–45 min. (1–3 c.c.). **salicylated c.,** purified cotton charged with salicylic acid· an antiseptic dressing. **styptic c.,** cotton impregnated in a styptic solution and dried.

cottonoid (kot'n-oid). A felt of absorbent cotton for surgeons' use.

Cotton-process ether (kot'on) [James H. *Cotton,* Canadian physician]. See *ether.*

cottonwood (kot'un-wood). See *Populus.*

Cotugno (ko-toon'go). Same as *Cotunnius.*

Cotunnius' aqueduct, nerve, etc (ko-tun'e-us) [Domenico *Cotugno,* Italian anatomist, 1736–1822]. See *aqueduct, nerve,* etc.

cotyledon (kot-il-e'don) [Gr. κοτυληδών]. 1. The seed-leaf of the embryo of a plant. 2. Any one of the subdivisions of the uterine surface of the placenta.

Cotylogonimus (kot-il-o-gon'im-us). A genus of flukes infesting dogs and cats in Egypt

cotyloid (kot'il-oid) [Gr. κοτυλοειδής cup-shaped]. 1. Cup-shaped. 2. Pertaining to the cotyloid cavity or acetabulum.

cotylopubic (kot"il-o-pu'bik). Relating to the acetabulum and the os pubis.

cotylosacral (kot"il-o-sa'kral). Relating to the acetabulum and the os pubis.

couch-grass (kowtch'gras). The perennial grass, *Agropy'rum (Trit'icum) re'pens.* Its long roots (*trit'icum,* U. S. P.) are diuretic and are useful in cystitis. It is given in decoction *ad libitum.* Dose of fluidextract, 1–4 dr. (4–16 c.c.).

couching (kowtch'ing). Displacement of the lens in cataract.

cough (kawf) [L. *tus'sis*]. A sudden noisy expulsion of air from the lungs. **aneurysmal c.,** a variety of cough commonly associated with aneurysm, and often with paralysis of one vocal cord. **Balne's c.,** cough on lying down, seen in obstruction of the nasopharynx. **compression c.,** a deep resonant cough caused by compression of the bronchi. It resembles in character the cough of a dog and is sometimes called *dog-c.* **dog-c.** See *compression c.* **dry c.,** one which is not accompanied with expectoration. **ear-c.,** a reflex cough caused by disease of the ear. **extrapulmonary c.,** a cough due to causes outside the lungs. **hacking c.,** a short, frequent, and feeble cough. **hebetic c.,** the dry barking of puberty: cynobex hebetica. **minute-gun c.,** whooping-cough with the paroxysms occurring close together. **Morton's c.,** a persistent cough in pulmonary tuberculosis which brings on vomiting and thus causes loss of nourishment. **reflex c.,** a cough due to the irritation of some remote organ. **stomach c.,** a cough attended by reflex irritation from stomach disorder. **tea-tasters' c.,** cough in tasters of tea, due to inhaling fungi, such as *Monilia, Aspereillus,* etc., from tea leaves. **trigeminal c.,** a cough due to irritation of the fibers of the trigeminal nerve distributed to the throat, nose, and external meatus of the ear. **wet c.,** one which is attended with expectoration. **whooping-c.** See *whooping-cough.* **winter c.,** chronic bronchitis recurring in the winter.

coulomb (koo'lom) [after C. A. de *Coulomb,* French physicist, 1736–1806]. The unit of quantity in current electricity; the quantity afforded by an ampere of current in one second flowing against one ohm of resistance with a force of one volt.

coumarin (koo'mah-rin) Fragrant colorless crystals, the anhydrid of ortho-oxycinnamic acid, $C_6H_4(CH)_2O.CO$, from tonka bean, sweet clover, other plants, and also prepared synthetically.

Councilman'ia lafleu'ri. A species of ameba resembling *Endamœba coli,* but distinguished by multiplying during its encystment.

counterextension (kown"ter-eks-ten'shun). Traction in a proximal direction coincident with traction in the opposite direction.

counterirritant (kown-ter-ir'it-ant). 1. Producing a counterirritation. 2. A derivative agent.

counterirritation (kown"ter-ir-it-a'shun). A superficial irritation, an irritation which is intended to relieve some other irritation.

counteropening (kown-ter-o'pen-ing). A second opening, as in an abscess, made to facilitate drainage.

counterpoison (kown'ter-poi-zn). A poison given to counteract another poison.

counterpuncture (kown'ter-punkt-ur). A second opening made opposite to another.

counterstain (kown'ter-stān) A stain applied to render the effects of another stain more discernible.

countersuggestion (kown"ter-sug-jes'chun). A suggestion opposed to another suggestion.

counting-cell (kown'ting-sel). See under *cell.*

coup (koo) [French for "stroke"]. **c. de fouet** (koo-de-foo-a') ["stroke of the whip"]. Rupture of the plantaris muscle accompanied by a sharp disabling pain; whip-lash injury; lawn-tennis leg **c. de soleil** (koo'deh so-lāl') [Fr]. A sunstroke.

courap (koo-rap'). A disease of the skin occurring in India, with eruption and itching of the armpits, groin, breast, and face.

courbature (koor'bah-tūr) [Fr.]. 1. Aching of the muscles. 2. Caisson disease.

courses (kor'sez). Menses; the monthly illness of a woman.

court-plaster (kort'plas-ter). A silk plaster spread with isinglass.

Courvoisier's law, sign (koor-vwah-ze-āz') [Louis G. *Courvoisier,* a French surgeon, 1843–1918]. See *law* and *sign.*

coussein (koo'se-in). Same as *koussein.*

coussin (koo'sin). See *koussin.*

cousso (koo'so). See *kousso.*

couvade (koo-vad'). An ethnic custom, in which the husband feigns illness during his wife's parturient and puerperal periods.

couvercle (koo'ver-kl) [Fr]. A blood-clot formed outside a vessel.

couveuse (koo-vuz') [Fr]. See *incubator.*

cover-glass (kov'er-glas). A thin glass plate which covers a mounted microscopic object or a culture.

cowage, cowhage (kow'edj). See *Mucuna.*

cow-hocked (kow-hokt). Having hocks like a cow: said of horses whose hocks are abnormally close to each other.

cowl (kowl). See *pilleus.*

Cowper's cyst, gland (kow'perz) [William *Cowper*, English surgeon, 1666–1709]. See *cyst* and *gland*.

cowperian (kow-pe're-an). Pertaining to William Cowper or to Cowper's cyst or gland.

cowperitis (kow-per-i'tis). Inflammation of Cowper's glands.

cowpox (kow'poks). See *vaccinia*.

coxa (koks'ah) [L.]. The hip or hip-joint. **c. pla'na**, osteochondritis deformans juvenalis. **c. val'ga**, deformity of the neck of the femur, the opposite of coxa vara, producing in the limb marked external rotation, increased abduction, and decreased adduction. Called also *collum valgum*. **c. va'ra**, "bent hip," bending downward of the neck of the femur without hip-joint disease. It is usually due to rickets.

coxalgia, coxalgy (koks-al'je-ah, kok'sal-je) [L. *cox'a* hip + Gr. ἄλγος pain]. 1. Hip-joint disease; tuberculosis of the hip-joint. 2. Pain in the hip

coxankylometer (kok-sang-kil-om'et-er) [L. *cox'a* hip + ἀγκύλος bent + μέτρον measure]. An instrument for measuring the deformity in hip disease.

coxarthritis (koks-ar-thri'tis) Same as *coxitis*.

coxarthrocace (koks-ar-throk'as-e). Fungous disease of the hip-joint.

coxarthropathy (koks-ar-throp'ath-e) [L. *cox'a* hip + Gr ἄρθρον joint + πάθος disease]. Hip-joint disease.

coxitis (koks-i'tis). Inflammation of the hip-joint. **senile c.**, rheumatoid arthritis of the hip-joint.

coxodynia (koks-o-din'e-ah). See *coxalgia*.

coxofemoral (koks-o-fem'or-al) [L. *cox'a* hip + *fe'mur* thigh]. Pertaining to the hip and thigh.

coxotuberculosis (kok"so-tu-ber-ku-lo'sis) [L. *cox'a* hip + *tuberculosis*]. Tuberculous disease of the hip-joint.

C. P. Abbreviation for *chemically pure*.

Cr. The symbol for *chromium*

crab, crab-louse (krab, krab'lows). A louse, *Phthir'ius inguina'lis*, that infests the pubic region.

crabs'-claws, crabs'-eyes. Concretions from the stomach of craw-fish.

crachotement (krah-shot-maw') [Fr.]. Inability to spit, even with a strong desire to do so.

crack (krak) See *sand-crack*.

cracked-pot sound (krakt-pot'). A percussion-sound indicative of a pulmonary cavity into which the breath may pass.

cradin (kra'din) [Gr. κράδη fig-bough] A peptic ferment from the twigs and leaves of the fig-tree; ficoin.

cradle (kra'dl). A frame for keeping bed-clothes from a wounded limb. **ice-c.**, a device for refrigerating fever patients

Crafts's test (krafts) [Leo M. *Crafts*, American neurologist, born 1863]. See under *tests*.

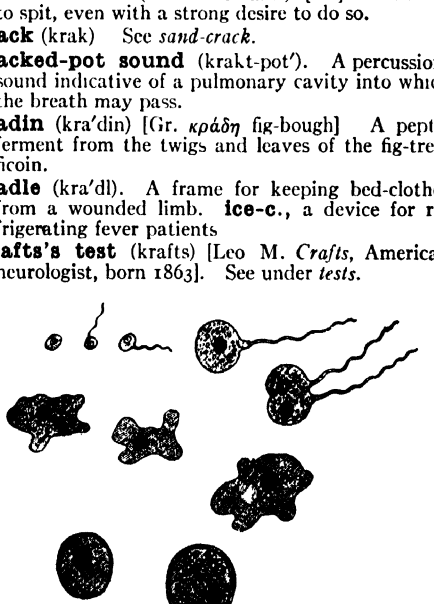

Craigia hominis (Barlow).

Craigia (kra'ge-ah) [Charles F. *Craig*, U. S. Army surgeon, born 1872]. A genus of flagellate protozoans, two species of which, *C. hom'inis* and *C. mi'grans*, inhabit the intestine and cause dysentery-like symptoms. This genus was originally named *Paramœba* by Craig.

craigiasis (kra-gi'as-is). A diseased condition produced by infection of the intestine with *Craigia*. It is marked by lassitude, mild headache, abdominal discomfort, and moderate diarrhea.

cramp (kramp). A painful spasmodic muscular contraction, especially a tonic spasm. **accessory c.**, spastic torticollis due to a lesion of the accessory nerve. **auctioneers' c.**, a professional neurosis affecting mainly the left side of the orbicularis oris muscle. **compositors' c.**, an occupation neurosis of the thumb and fingers of compositors, resembling writers' cramp. **dactylographers' c.**, an occupation neurosis similar to writers' cramp affecting typewriters. **hammermen's c.**, a spasmodic affection of the muscles of the entire arm. **heat-c.**, muscular spasms attended by pains, dilated pupils, and weak pulse: seen in those who labor in intense heat. **hephestic c.**, hammermen's cramp. **intermittent c.** See *tetany*. **musicians' c.**, a neurosis seen in musicians and named from the instrument used. **occupation c.** Same as *professional c.* **professional c.**, a spasm of a group of muscles, due to excessive use in one's daily occupation. **seamstresses' c.**, a neurosis of sewing-women, resembling writers' cramp. **shaving c.**, a neurosis of the hands of barbers resembling writers' cramp. **telegraphers' c.**, a neurosis resembling writers' cramp, seen in telegraphers. **violinists' c.**, an occupation neurosis peculiar to violin players. **waiters' c.**, spasm and pain in the muscles of the back and arms of table-waiters. **watchmakers' c.**, a spasm of the finger muscles peculiar to watchmakers. **writers' c.**, an occupation neurosis due to excessive writing. It is marked by spasmodic contraction of the muscles of the fingers, hand, and forearm, together with neuralgic pain therein. It comes on whenever an attempt is made to write.

cramp-bark. The bark of *Vibur'num oxycoc'cus*: antispasmodic. Dose of fluidextract, ½–2 dr. (2–8 c c) See *Viburnum*.

Crampton's line, muscle (kramp'tonz) [Sir Philip *Crampton*, Irish surgeon, 1777–1858]. See *line* and *muscle*.

cram-stunt (kram'stunt). A mental defect due to overstudy.

cranesbill (krānz'bil) See *Geranium*.

cranial (kra'ne-al) [L. *crania'lis*]. Pertaining to the cranium.

craniamphitomy (kra"ne-am-fit'o-me) [*cranium* + Gr. ἀμφί around + τομή cutting] Division of the entire circumference of the skull for securing decompression

craniectomy (kra-ne-ck'to-me) [Gr κρανίον skull + ἐκτομή excision]. Excision of a part of the skull. **linear c.**, excision of a strip of the skull, done for the relief of microcephalus.

cranio-acromial (kra"ne-o-ak-ro'me-al). Pertaining to the cranium and acromion.

cranio-aural (kra"ne-o-aw'ral). Pertaining to the cranium and the ear.

craniocele (kra'ne-o-sēl) [Gr. κρανίον cranium + κήλη tumor]. A protrusion of any part of the encephalon from the cranial cavity.

craniocerebral (kra"ne-o-ser'e-bral). Pertaining to the cranium and the cerebrum.

cranioclasis (kra-ne-ok'la-sis) [Gr. κρανίον skull + κλάσις fracture]. The crushing of the fetal head.

cranioclast (kra'ne-o-klast) [Gr. κρανίον skull + κλαστός broken]. An instrument for use in performing cranioclasis.

cranioclasty (kra'ne-o-klas-te). Same as *cranioclasis*.

craniocleidodysostosis (kra"ne-o-kli"do-dis-os-to'sis) [Gr. κρανίον skull + κλείς clavicle +

δυς- bad + *ὀστέον* bone]. Cleidocranial dysostosis. See under *dysostosis*.

craniodidymus (kra″ne-o-did′im-us) [Gr. *κρανίον* skull + *δίδυμος* twin]. A monster with two heads.

craniofacial (kra″ne-o-fa′shal). Pertaining to the cranium and the face.

craniognomy (kra-ne-og′no-me) [Gr. *κρανίον* head + *γνώμων* an interpreter or judge]. The study of the shape of the head.

craniograph (kra′ne-o-graf) [*cranium* + Gr. *γράφειν* to write]. An instrument for outlining the skull.

craniology (kra-ne-ol′o-je) [Gr. *κρανίον* head + *λόγος* treatise]. The scientific study of skulls.

craniomalacia (kra″ne-o-mal-a′se-ah) [Gr. *κρανίον* skull + *μαλακία* softness]. Abnormal softness of the skull; craniotabes.

craniometer (kra-ne-om′et-er) [Gr. *κρανίον* head + *μέτρον* measure]. An instrument for use in craniometry.

craniometric (kra-ne-o-met′rik). Pertaining to craniometry.

craniometry (kra-ne-om′et-re) [Gr. *κρανίον* head + *μέτρον* measure]. The scientific study of the proportions of the human head.

craniopagus (kra-ne-op′ag-us) [Gr. *κρανίον* head + *πηγνύναι* to fix]. A twin monster united at the head.

craniopathy (kra-ne-op′ath-e) [Gr. *κρανίον* skull + *πάθος* disease]. Any disease of the skull.

cranioplasty (kra′ne-o-plas-te) [Gr. *κρανίον* skull + *πλάσσειν* to mold]. Plastic surgery of the skull; surgical correction of defects of the skull.

craniopuncture (kra′ne-o-punk-tūr). Puncture of the brain for exploratory purposes in cranial disease.

craniorachischisis (kra″ne-or-ah-kis′kis-is) [Gr. *κρανίον* cranium + *ῥάχις* spine + *σχίζειν* to split]. Congenital fissure of the skull and spinal column.

craniosacral (kra″ne-o-sa′kral). Pertaining to the skull and the sacrum.

cranioschisis (kra-ne-os′kis-is) [Gr. *κρανίον* skull + *σχίσις* fissure]. Congenital fissure of the cranium.

cranioscopy (kra-ne-os′ko-pe) [Gr. *κρανίον* skull + *σκοπεῖν* to view]. Diagnostic examination of the head.

craniospinal (kra″ne-o-spi′nal). Pertaining to the cranium and spine.

craniostenosis (kra″ne-o-ste-no′sis) [Gr. *κρανίον* skull + *στένωσις* narrowing] Hyperostosis cranii, producing contraction of the cranial fissures and foramina.

craniostosis (kra″ne-os-to′sis) [Gr. *κρανίον* skull + *ὀστέον* bone]. Congenital ossification of the cranial sutures.

craniotabes (kra″ne-o-ta′bēz) [L. *cra′nium* skull + *ta′bes* a wasting]. Thinning of spots in the infantile skull, chiefly in cases of rickets and syphilis.

craniotome (kra′ne-o-tōm) [Gr. *κρανίον* skull + *τομή* a cut]. An instrument for use in performing craniotomy.

craniotomy (kra-ne-ot′o-me) [Gr. *κρανίον* head + *τομή* a cut]. The cutting in pieces of the fetal head to facilitate delivery.

craniotonoscopy (kra″ne-ot-o-nos′ko-pe) [Gr. *κρανίον* head + *τόνος* tone + *σκοπεῖν* to view]. The auscultatory percussion of the head.

craniotopography (kra″ne-o-to-pog′raf-e) [Gr. *κρανίον* skull + *topography*]. The study of the relations of the surface of the skull to the various parts of the brain beneath.

craniotrypesis (kra″ne-o-trip-e′sis) [Gr. *κρανίον* head + *τρύπησις* a piercing]. The trephination of the skull.

craniotympanic (kra″ne-o-tim-pan′ik). Pertaining to the skull and its tympanum.

cranitis (kra′ni-tis). Inflammation of the cranial bones.

cranium (kra′ne-um), pl. *cra′nia* [L.; Gr. *κρανίον*]. The skull or brain-pan.

crapulent, crapulous (krap′u-lent, krap′u-lus) [L. *crapulen′tus, crapulo′sus* drunken]. Due to excess in eating or drinking.

crasis (kra′sis) [L., Gr. *κρᾶσις* mixture]. The individual temperament or constitution. **parasitic c.**, a weakened state due to the presence of parasites or favorable to infestation by them.

crassamentum (kras-am-en′tum) [L.]. A clot, as of blood.

Crast. Abbreviation for L. *crasti′nus*, for tomorrow.

cratægin (krat-e′jin). A bitter crystalline compound from the bark of the twigs of *Cratægus*.

Cratægus (kra-te′gus). A genus of trees and shrubs. *C oxyacan′tha* is the hawthorn of Europe; from its fruit are obtained a tincture and a fluidextract that have been used in cardiac neuroses.

crateriform (kra-ter′if-orm) [L. *cra′ter* bowl + *for′ma* shape]. Depressed or hollowed, like a bowl.

craunology (kraw-nol′o-je). Same as *crenology*.

craunotherapy (kraw-no-ther′ap-e). Same as *crenotherapy*.

cravat (krav-at′) [Fr. *cravate*]. A form of bandage made by folding a triangular piece of cloth from its apex toward the base.

craw-craw (kraw′kraw). An obstinate form of skin disease occurring in West Africa, and affecting chiefly the thighs and genitals, though it may spread over the whole body. It is caused by *Onchocerca volvulus*.

crawley (kraw′le). See *Corallorhiza*.

crealbin (kre-al′bin). A dry powder of creolin and albumin· an antiseptic for internal use.

cream (krēm) [L. *cre′mor*]. The oily or fatty part of milk whence butter is prepared. **aluminum hydroxid c.**, precipitate a 1 per cent. solution of ammonium alum with a slight excess of 1 per cent. ammonium hydroxid and wash the precipitate. **cold-c.**, ointment of rose water. **leukocytic c.**, the more or less concentrated layer of leukocytes supposed to remain on the surface of a corpuscular mixture after centrifugalization in the determination of the opsonic index. **Moynihan's c.**, a mixture consisting of as much bismuth carbonate in 1 : 1000 aqueous solution of HgI_2 as will make a thick paste: used as a wound dressing. **c. of tartar.** See *potassium bitartrate*.

creamometer (kre-mom′et-er) [*cream* + Gr. *μέτρον* measure]. An instrument for the determination of the percentage of cream in milk.

creasote (kre′as-ōt). See *creosote*.

creatin (kre′at-in) [Gr. *κρέας* flesh]. A crystallizable nitrogenous principle, $NH.C(NH_2).N(CH_3).CH_2.COOH$, or methyl-guanidin-acetic acid, derivable from the juice of muscular tissue. It is an opaque white and bitter solid; sometimes seen in transparent prisms. Therepeutically it is a cardiac, muscular, and digestive tonic. Dose, 1½ gr. (0.1 gm.). Called also *kreatin*.

creatinase (kre-at′in-ās). An enzyme which transforms creatin into creatinin.

creatinemia (kre″at-in-e′me-ah) [*creatin* + Gr. *αἷμα* blood]. Excess of creatin in the blood.

creatinin (kre-at′in-in). A basic substance, $C_4H_7N_3O$; creatin anhydrid: procurable from creatin and from urine.

creatininase (kre-at-in′in-ās). A ferment which decomposes creatinin into urea and methyl glycocol.

creatorrhea (kre-at-o-re′ah) [Gr. *κρέας* flesh + *ῥοιά* flow]. The presence of muscle-fibers in the feces.

creatotoxism (kre″at-o-toks′ism). Meat-poisoning.

creatoxicon (kre-at-oks′ik-on). See *kreatoxicon*.

creatoxin (kre-at-oks'in). See *kreotoxin.*

crèche (krāsh) [Fr.]. A day-nursery for infants.

credargan (kre-dar'gan). A proprietary form of colloidal silver.

Credé's antiseptic, ointment (kra-dāz') [Benno C. *Credé,* German surgeon, born 1847]. See *antiseptic, ointment.*

Credé's method, etc. (kra-dāz') [Karl Sigmund Franz *Credé,* German gynecologist, 1819–1892]. See *method.*

creek (krēk). An obsolete equivalent to *ventricle* (of the brain or of the heart).

creeping eruption. See under *eruption.*

cremaster (kre-mas'ter) [L.; Gr. *κρεμᾶν* to suspend]. See *muscles, table of.*

cremasteric (kre-mas-ter'ik). Pertaining to the cremaster.

cremation (kre-ma'shun) [L. *crema'tio* a burning]. The burning or incineration of dead bodies.

crematorium (krem-at-o're-um). Crematory.

crematory (krem'at-o-re). A furnace or establishment for the burning up of dead bodies.

cremnocele (krem'no-sēl). Labial hernia.

cremnophobia (krem-no-fo'be-ah) [Gr. *κρημνός* cliff + *φόβος* fear]. Insane dread of precipices.

cremo-bismuth (kre-mo-biz'muth). A mixture of bismuth subcarbonate suspended in water in a finely divided state. Dose, 1–4 fl.dr. (4–16 c.c.).

cremor (kre'mor). Latin for *cream.* **c. tar'tari,** cream of tarta·; potassium bitartrate.

cremule (krem'ūl) A small chocolate cream: used as a vehicle for medicines.

crena (kre'nah) [L.]. A notch or cleft. **c. a'ni** [B N A], the anal cleft. **c. che'nium,** crena ani. **c. cor'dis,** the longitudinal sulcus of the heart.

crenasol (kren'as-ol). A disinfectant preparation of paracresol, metacresol, pyridin compounds, etc.



Crenated red blood-corpuscles (Hill)

crenate, crenated (kre'nāt, kre'na-ted) [L. *crena'tus*]. Scalloped or notched.

crenation (kre-na'shun). An abnormal notched appearance, as of the margins of the red blood-corpuscles.

crenic acid (kre'nik). See *acid.*

crenilabrin (kren-il-a'brin). A protamin obtained from the sperm of the cunner (fish)

crenology (kren-ol'o-je) [Gr. *κρήνη* spring + λόγος treatise]. The science of therapeutic springs; craunology.

crenotherapy (kren-o-ther'ap-e) [Gr. *κρήνη* spring + *θεραπεία* treatment]. Treatment by water from mineral springs.

Crenothrix (kren'o-thriks) [L.; Gr. *κρήνη* spring + *θρίξ* hair]. A genus of Chalmydobacteriales. They consist of long, stiff, unbranched filaments which have a deposit of iron in the sheath. **C. polys'pora,** the only species It occurs abundantly in the reservoirs and conduits of public water supplies where it forms brownish masses which may obstruct the flow of water and often imparts an unpleasant taste to the water.

creoform (kre'o-form). Same as *guaiaform.*

creolalbin (kre-ol-al'bin). Same as *crealbin.*

creolin (kre'o-lin). A thick, blackish, liquid preparation, saponified coal-tar creosote; it is a deodorizer, antiseptic, and hemostatic; used in surgical dressings, in obstetric cases, and in gastric and urinary disorders in 2 per cent. solution. Dose, ½–5 min. (0.033–0.32 c.c.). **Artmann's c.,** a local antiseptic and disinfectant consisting of a compound of phenols and sulphuric acid.

creophagism, creophagy (kre-of'a-jism, kre-of'-aj-e) [Gr. *κρέας* flesh + *φαγεῖν* to eat]. The use of flesh food.

creophen (kre'o-fen). A proprietary disinfecting fluid derived from coal-tar.

creosal (kre'o-sal). Tannosal; a proprietary combination of tannic acid and the phenols of creosote: it is a dark-brown powder, antiseptic and astringent, and is recommended for local and internal use in laryngismus.

creosin (kre'o-sin). A patented mixture of creosote, iodin, calcium hypophosphite, and balsam of Peru: used like creosote.

creosoform (kre-os'o-form). A greenish powder composed of formic aldehyd and creosote: antiseptic.

creosol (kre'o-sol) [*creosote* + L. *o'leum* oil]. A colorless, oily liquid, $C_6H_3CH_3(OH)(O.CH_3)$, from potassium creosotate: it is an antiseptic. Dose, ½–2 min. (0.025–0.1 c.c.).

creosolid (kre-o-sol'id). Magnesium creosotate; magnesia and creosote in equal parts: a non-irritant antiseptic. Dose, 8 gr. (0.5 gm.)

creosomagnesol (kre''o-so-mag'ne-sol). A dry compound of creosote, magnesia, and potassium hydroxid· antiseptic. Dose, 2 gr. (0.13 gm.), in a pill with honey.

creosotal (kre-o-so'tal). A thick, brown oil, creosote carbonate, from beechwood creosote· safer than creosote for use as an internal antiseptic. Dose, 3–15 min. (0.199–1 c.c.).

creosote (kre'o-sōt) [L. *creoso'tum,* from Gr. *κρέας* flesh + *σώζειν* to preserve]. An oily, transparent, poisonous distillate from wood-tar; it is a local anesthetic, escharotic, and powerful antiseptic: used as a caustic for warts, etc.; externally, in skin diseases and unhealthy ulcers; internally, to arrest vomiting, and internally, hypodermically, and by inhalation, in pulmonary phthisis. Dose, 1–3 min. (0.065–0.18 c.c.); of *a'qua creoso'ti,* 1–4 dr. (4–16 c.c.); of *mis'tura creoso'ti,* 1 fl.oz. (30 c.c.). The *unguen'tum creoso'ti* and *va'por creoso'ti* are also used **c. calcium chlorhydrophosphate,** a syrupy, white substance containing creosote carbonate and calcium hydrophosphate: used in tuberculosis as an antiseptic. Dose, 5–15 gr. (0.333–1 gm.). **c. carbonate.** See *creosotal.* **c. formaldehyd,** creosoform. **methylene c.** See *pneumin.* **c. oleate,** a yellowish, antiseptic oil. Dose, 3–10 min. (0.2–0.6 c.c.). **c. phenylpro'prionate.** See *proposote.* **c. phosphate,** phosote. **c. phosphite.** See *phosphotal.* **c. valerianate.** See *eosote.*

creotoxin (kre-o-tok'sin). See *kreotoxin.*

creotoxism (kre-o-tok'sizm). See *kreotoxism.*

crepitant (krep'it-ant) [L. *crepita're* to rattle]. Rattling or crackling.

crepitation (krep-it-a'shun) [L. *crepita're* to crackle]. 1. A sound like that made by rubbing the hair between the fingers, or like that made by throwing fine salt into a fire. 2. The noise made by rubbing together the ends of a fractured bone.

crepitin (krep'it-in). An albumoid from the juice of *Hura crepitans.* It has an action like abrin.

crepitus (krep'it-us) [L.]. 1. The discharge of flatus from the bowels. 2. Crepitation in either sense; a crepitant râle. **articular c.,** joint crepitus. **bony c.,** the crackling sound produced by the rubbing together of fragments of fractured bone. **false c., joint c.,** the grating sensation caused by rubbing together of the dry synovial surfaces of joints. **c. in'dux,** a crepitant râle, or crackling sound, heard in pneumonia at the beginning of the process of solidification of the lung. **c. re'dux,** crepitus heard in the resolving stage of pneumonia. **silken c.,** a sensation as of two pieces of silk rubbed between the fingers, felt on moving a joint affected with hydrarthrosis.

crepuscular (kre-pus'ku-lar) [L. *crepus'culum* twilight]. Referring to twilight, as a twilight state.

cresalol (kres'al-ol). Any one of the three isomeric salicylic esters of the cresols; distinguished as orthocresalol, metacresalol, and paracresalol; they are milky-white powders, of the formula $OH.C_6H_4.CO_2C_6H_4\,CH_3$ antiseptic, mainly for external use. The cresalols are also used internally for rheumatism. Dose, 4–15 gr. (0 26–1 gm.).

cresamin (kres-am'in). An antiseptic and germicide mixture of ethylendiamin and tricresol.

cresapol (kres'a-pol). A solution of crude cresols in potash soap: used as a disinfectant.

cresaprol (kres'ap-rol). See *cresin*.

cresatin (kres'at-in). Meta-cresyl acetate, CH_3-$C_6H_4.O(CH_3CO)$, a colorless oily liquid, used as an antiseptic and analgesic in diseases of the nose, throat, and ear.

crescent (kres'ent) [L. *cres'cens*]. 1. Shaped like a new moon. 2. Either of the two lateral bands of gray matter in the spinal cord, each made up of a ventral and a dorsal cornu. **articular c.**, a crescent-shaped articular fibrocartilage. **c's of Gianuzzi,** crescent-shaped groups of granular cells in the acini of mucous glands also called *demilunes of Heidenhain*. **malarial c's,** the sausage-shaped sporonts of the parasite of pernicious malarial fever. See *microgametocyte*. **myopic c.,** a crescentic posterior staphyloma in the fundus of the eye in myopia. **c's of the spinal cord,** the cornua, or horns, of gray matter in the spinal cord, distinguished as *anterior* and *posterior*, or *ventral* and *dorsal*.

crescentic (kres-en'tik). Shaped like a crescent or new moon.

crescograph (kres'ko-graf) [L. *cre'cere* to grow + Gr. γράφειν to record]. An instrument which magnifies movements and demonstrates the growth of plants.

cresegol (kres'e-gol). A parasulphonic derivative of cresol, mercury, and potassium. a reddish-brown powder. antiseptic and emetic.

cresin (kres'in). A brown liquid containing cresol and sodium cresoxyl acetate. antiseptic; its weak solutions are used externally.

cresochin (kres'o-kin). A somewhat soluble mixture of chinolin, tricresol, and chinolin-tricresol sulphonate: used in washes as a disinfectant.

cresoform (kre'so-form). Any oily fluid containing creosote and formaldehyd. It is used as an antiseptic for ulcers and tuberculous lesions, and internally in tuberculous enteritis. Dose, 10–40 min. (0.65–2.6 c.c.).

cresol (kre'sol). Cresylic acid, methyl-phenol, CH_3-$C_6H_4.OH$, a phenol from coal-tar or wood-tar; there are three varieties—orthocresol, metacresol, and paracresol—the second of which is a liquid all are antiseptic. **c.-anitol,** a solution of meta-cresol in anitin: a remedy in erysipelas **c. iodid,** an ill-smelling, resinous, light yellow powder: antiseptic. **c.-naphthol,** a viscous brown liquid a germicide. **c. phthalein,** an indicator, ortho-cresol-phthalein, used in determination of hydrogen-ion concentration. **c. red,** an indicator, ortho-cresol-sulphonphthalein· used in the determination of hydrogen-ion concentration. It has a P_H range of 7.2 to 8 8, being yellow at 7.2 and red at 8.8.

cresolene (kres'o-lēn). Same as *anisol*.

cresolin (kres'o-lin). A proprietary antiseptic resembling creolin.

cresorcin (kre-sor'sin). A crystalline derivative from cresol, $C_7H_8O_2$; ditoluene.

cresosulphuric acid (kre"so-sul-fu'rik). See *acid*.

cresotate (kres'o-tāt). Same as *cresylate*.

cresotic acid (kre-so'tik). See *acid*.

crest (krest) [L. *cris'ta* a crest]. A projecting ridge, especially one which surmounts a bone or its border. **acustico-facial c.,** the embryonic structure from which develop the ganglia of the seventh and eighth nerves. **buccinator c.,** a ridge running from the base of the coronoid process of the mandible to a point near the last molar tooth and giving attachment to the buccinator muscle. **cross c.,** a fold of enamel extending across the face of a tooth. **deltoid c.,** a rough elevation on the humerus where the deltoid muscle is attached. **dental c.,** the maxillary ridge passing along the alveolar processes of the fetal maxillary bones. **frontal c.,** a ridge in the middle line of the internal surface of the frontal bone. **gluteal c.,** the gluteal ridge. **c. of the ilium,** the thickened and expanded upper border of the ilium **infratemporal c.,** the pterygoid ridge. **interosseous c.** See *interosseous ridge*, under *ridge*. **intertrochanteric c.** See *intertrochanteric line*, under *line*. **lacrimal c.,** a vertical ridge on the outer surface of the lacrimal bone. **malar c.,** the anterior edge of the sphenoid bone. **nasal c.,** a crest on the internal border of the nasal bone. **neural c.,** the ridge-like dorsal part of the neural tube of the embryo, giving rise to the spinal ganglia. **obturator c.,** a ridge of bone extending from the spine of the os pubis to the anterior extremity of the condyloid notch. **occipital c.,** a vertical ridge on the external surface of the occipital bone. **orbital c.,** the lower edge of the orbital surface of the sphenoid bone. **c. of the pubes,** a crest from the spine to the inner extremity of the pubes. **sphenofrontal c.,** that edge of the malar bone which articulates with the sphenoid below and the frontal above. **sphenoid c.,** the median ridge on the anterior surface of the sphenoid bone, running down from the ethmoid spine and forming a part of the nasal plate. **sphenomaxillary c.,** a bony ridge along the edge of the sphenomaxillary fissure. **supramastoid c.,** a ridge on the temporal bone above the auditory meatus **temporal c.,** a ridge on the temporal bone **c. of the tibia,** the prominent ridge on the patellar side of the tibia. **trigeminal c.,** the embryonic structure from which the gasserian ganglion develops. **turbinated c.,** a horizontal ridge on the internal surface of the palate bone **c. of the urethra.** Same as *verumontanum*.

cresyl (kres'il) An antiseptic ester, $OH.C_6H_4\,CO_2$-$C_6H_4\,CH_3$, consisting of salicylic acid and cresol.

cresylate (kres'il-āt). A cresol compound in which the hydrogen of the hydroxyl is replaced by a base.

cresylone (kres'il-ōn). A proprietary preparation similar to the *liquor cresolis compositus* of the U. S. P.

creta (kre'tah) [L. for "chalk"]. Chalk. **c. præpara'ta** (U. S. P.), prepared chalk; elutriated calcium carbonate. It is an antacid remedy; often useful in diarrhea Dose, 5–40 gr. (0.333–2.666 gm.). **pul'vis cre'tæ compos'itus,** compound chalk powder: chalk, 30 parts, sugar, 50 parts; and gum arabic, 20 parts. Dose, 5–60 gr (0.333–4 gm)

cretaform (kre'taf-orm). Oxymethylcresoltannin, a brownish-white powder: used in treatment of wounds.

cretin (kre'tin) [Fr.]. A person affected with cretinism.

cretinin (kre'tin-in). A compound found in the thyroid gland.

cretinism (kre'tin-izm). A chronic condition, congenital or developed before puberty, marked by arrested physical and mental development with dystrophy of the bones and soft parts. Cretinism is regarded as a form of myxedema and is probably due to deficient thyroid activity. It is associated with disease of the thyroid body, and is endemic in Switzerland. **fetal c.,** achondroplasia. **spontaneous c., sporadic c.,** cretinism in a person not descended from cretins, and who has not lived in a region where cretinism prevails.

cretinistic (kre-tin-is'tik). Pertaining to cretinism.

cretinoid (kre'tin-oid). Resembling a cretin; resembling cretinism.

cretinous (kre'tin-us). Affected with cretinism.

crevice, gingival (krev'is). The space between the surface of the cervical enamel of a tooth; and the overlying unattached gingiva; called also *subgingival space.*

crevicular (krev-ik'u-lar). Pertaining to a crevice, especially the gingival crevice.

crib (krib). In dentistry, a removable anchorage for orthodontic appliances.

cribbing (krib'ing). A bad habit of some horses in which the animal grasps the manger or other object with the incisor teeth, arches the neck, makes peculiar movements with the head, and swallows quantities of air. Called also *crib-biting* and *wind-sucking.*

cribral (krib'ral). Pertaining to a cribrum, or sieve-like structure.

cribrate (krib'rāt) [L. *cribra'tus*]. Pitted with depressions like the holes in a sieve.

cribration (krib-ra'shun). 1. The quality of being cribrate. 2. The process or act of sifting or passing through a sieve.

cribriform (krib'rif-orm) [L. *cri'brum* a sieve + *for'ma* form]. Perforated with small apertures like a sieve.

cribrum (kri'brum) [L. a "sieve"]. The lamina cribrosa.

Crichton-Browne's sign (kri'ton-brownz) [Sir James *Crichton-Browne*, English physician, born 1840] See under *sign.*

crico-arytenoid (kri"ko-ar-it-e'noid). Pertaining to or extending between the cricoid and arytenoid cartilages.

cricoderma (kri-ko-der'mah) [Gr. κρίκος ring + δέρμα skin] A disease of the skin with ring-shaped linear infiltration surrounding a similar but darker central area of infiltration

cricoid (kri'koid) [Gr. κρίκος ring + εἶδος form]. 1. Resembling a ring, ring-shaped. 2. The cricoid cartilage. See *cartilage.*

cricoidectomy (kri-koid-ek'to-me). Excision of the cricoid cartilage.

cricoidynia (kri-koi-din'e-ah) [Gr. κρίκος cricoid + ὀδυνη pain] Pain in the cricoid cartilage.

cricopharyngeal (kri"ko-far-in'je-al). Pertaining to the cricoid cartilage and the pharynx.

cricothyreotomy (kri"ko-thi-re-ot'o-me) [Gr. κρίκος a ring + θυρεός shield + τομή a cut]. Incision through the cricoid and thyroid cartilages.

cricothyroid (kri-ko-thi'roid). Pertaining to or connecting the cricoid and thyroid cartilages.

cricotomy (kri-kot'o-me) [Gr. κρίκος ring + τομή a cut]. The surgical cutting of the thyroid cartilage.

cricotracheotomy (kri"ko-tra-ke-ot'o-me). Cricotomy and tracheotomy together; incision of the cricoid and trachea.

criminaloid (krim'in-al-oid). 1. Like a criminal. 2. A person belonging to the criminal type of physique.

criminology (krim-in-ol'o-je) [L. *cri'men* crime + Gr λόγος treatise]. The scientific study of crime and criminals.

crinin (krin'in) [Gr. κρίνειν to separate]. A substance which stimulates glandular secretion.

crinis (kri'nis), pl. *cri'nes.* [Latin for hair]. **c. cap'itis,** the hair of the head. **c. pu'bis,** the pubic hair.

crinogenic (krin-o-jen'ik) [Gr. κρίνειν to secrete + γενᾶν to produce]. Stimulating secretion.

crinosin (kri'no-sin) [L. *cri'nis* hair]. A substance occurring in hair-like filaments, derivable from brain tissue.

Crinum (kri'num). A genus of amaryllidaceous plants; the root of *C. asiat'icum,* of India, has properties like those of squill.

Cripps's obturator, operation (crips) [William Harrison *Cripps*, 1850–1923]. See *obturator* and *operation.*

crisis (kri'sis), pl. *cri'ses* [L.; Gr. κρίσις]. 1. The turning-point of a disease for good or evil. 2. A painful paroxysm, with functional disturbance, occurring in the course of tabes dorsalis. **blood c.,** a sudden temporary appearance of great numbers of nucleated red cells (erythroblasts) in the blood. **bronchial c.,** a paroxysm of dyspnea in the course of a case of locomotor ataxia. **cardiac c.,** a severe paroxysm of palpitation of the heart occurring in tabes dorsalis. **cerebral c.,** a severe and sudden attack of hemiplegia, apoplexy, or other cerebral disorder. **clitoris c.,** an attack of sexual excitement in women in a case of tabes dorsalis. **Dietl's c.,** sudden severe attacks of nephralgic or gastric pain, chills, fever, nausea and vomiting, and general collapse: said to be due to partial turning of the kidney upon its pedicle. **febrile c.,** an attack of chilliness, fever, and sweating. **gastric c.,** a paroxysm of intense abdominal pain in a case of locomotor ataxia. **hematic c.,** a crisis in the course of a fever characterized by a sudden increase in the blood-plates. **hemoclastic c.,** a temporary leukopenia, with a relative lymphocytosis, associated with a lowered blood-pressure and changes in blood coagulability. It occurs in anaphylactic shock after a meal of albuminoids in persons whose liver function is disordered. **hepatic c.,** an attack of intense pain in the region of the liver **intestinal c.,** a sharp attack of pain in the intestine in a case of tabes dorsalis **laryngeal c.,** paroxysmal spasm of the larynx in the earlier course of locomotor ataxia. **Lundvall's blood-c.,** an alteration in the state of the blood from leukopenia to leukocytosis in dementia præcox. **nephralgic c.,** a paroxysm of pain in the course of the ureter in a case of tabes dorsalis. **nitritoid c.,** a group of symptoms sometimes following the injection of arsphenamin, consisting of redness of the face, dyspnea, a feeling of distress, cough, and precordial pain The condition is named from its resemblance to the symptoms of amyl-nitrite poisoning **ocular c.,** a sudden attack of intense pain in the eyes, with lacrimation, photophobia, etc. **pharyngeal c.,** a sudden attack occurring in tabes dorsalis marked by peculiar sensations in the pharynx and involuntary swallowing movements. **rectal c.,** a severe seizure of rectal pain in locomotor ataxia. **renal c.,** an attack of pain resembling renal colic, occurring in tabes **tabetic c.** See *crisis,* 2d def. **thoracic c.,** an attack of pain resembling angina pectoris, but with spasmodic contracture of the muscles of the chest and arms in tabes dorsalis **vesical c.,** a severe seizure of pain in the bladder in cases of locomotor ataxia. **visceral c.,** a paroxysm of shooting pain in any viscus occurring in a case of locomotor ataxia.

Crismer's test (kris'merz) [Leon *Crismer*, Belgian chemist, born 1858]. See under *tests.*

crispation (kris-pa'shun) [L. *crispa're* to curl] Slight convulsive or spasmodic muscular contractions producing a creepy sensation.

crista (kris'tah) [L. for "crest"]. A crest or ridge. **c. acus'tica,** a localized thickening of the membrane lining the ampullæ of the semicircular canals: it is covered with neuro-epithelium containing auditory cells. **c. ampulla'ris** [B N A], crista acustica. **c. ante'rior tib'iæ** [B N A], the crest of the tibia. **c. arcua'ta,** a ridge on the external surface of the arytenoid cartilage between the fovea triangularis and the fovea oblongata. **c. buccinato'ria** [B N A], buccinator crest. **c. concha'lis** [B N A], the inferior turbinal crest. **c. cu'tis** [B N A], any one of the ridges of skin on the palms and soles. **c. ethmoida'lis** [B N A], the superior turbinal crest. **c. falcifor'mis,** a ridge separating the macula cribrosa superior above from the other maculæ cribrosæ below. **c. fem'oris.** Same as *linea aspera.* **c. gal'li** [B N A], the "cock's-comb"; a ridge on the ethmoid bone to which the falx cerebri is attached. **c. hel'icis,** a projection on the helix above the external meatus

of the ear. **c. il'ii, c. illi'aca** [B N A], the crest of the ilium. **c. infratempora'lis** [B N A], the pterygoid ridge. **c. interos'sea** [B N A]. See *interosseous ridge*, under *ridge*. **c. intertrochanter'ica** [B N A]. See *intertrochanteric line*, under *line*. **c. lacrima'lis poster'ior**, the lacrimal crest. See *crest*. **c. pu'bis**, the crest of the pubes. **c. reiss'neri**, a crista in the pelvis of the fenestra rotunda, forming the outer boundary of the recessus anterior. **c. sphenoida'lis** [B N A]. See *sphenoid crest*, under *crest*. **c. spina'rum.** Same as *c. tympanica*. **c. spira'lis**, a ridge on the spiral lamina of the cochlea. **c. supraventricula'ris** [B N A], a ridge on the inner wall of the right ventricle, marking off the conus arteriosus. **c. teg'minis tym'pani**, a ridge along the roof of the tympanum. **c. termina'lis** [B N A], a ridge marking the upper termination of the pectinate muscles in the right auricle. **c. transver'sa**, a ridge dividing the surface of the cribriform plate into two fossæ. **c. tuber'culi majo'ris** [B N A], the posterior bicipital ridge. **c. tuber'culi mino'ris** [B N A], the anterior bicipital ridge. **c. tympan'ica**, one of two ridges on the anterior arm of the annulus tympanicus. **c. ul'næ**, the external border of the ulna. **c. urethra'lis** [B N A], the verumontanum. **c. vestib'uli**, a ridge on the floor of the vestibule between the vestibular aqueduct and fossa hemisphærica.

cristal (kris'tal) [L. *cris'ta* crest]. Pertaining to a crest or ridge.

Cristispira (kris-tis-pi'rah). A genus of spiral organisms (Spirochætes) which are characterized by the presence of a membranous structure which runs spirally along the body. They infest the great crystal styles of certain mollusks.

Critchett's operation (krit'shets) [George *Critchett*, oculist in London, 1817–1882]. See *operation*.

crith (krith) [Gr. κριθή barleycorn]. The unit of weight for gases, being the weight in a vacuum of a liter of hydrogen gas at 0° C.

Crithidia (krith-id'e-ah). 1. A genus of protozoan organisms resembling trypanosoma; found as parasites in the intestines of certain insects. 2. One of the developmental forms assumed by a trypanosome during its life in its insect host.

critical (krit'ik-al). Of the nature of a crisis.

CrO_3. Chromic anhydrid.

crocated (kro'ka-ted) [L. *croca'tus*]. Tinctured with or containing saffron.

crocein (kro'se-in). Any one of a series of bright-red stains.

crocidismus (kro-sid-iz'mus) [Gr. κροκή a tuft of wool]. Carphology.

crocin (kro'kin). A derivative of *Crocus sativus*, $C_{16}H_{18}O_8$.

crocose (kro'kōs). A white, crystalline sugar, $C_6H_{12}O_6$, formed by the decomposition of crocin.

Crocq's serum (kroks) [Jean *Crocq*, a Belgian physician, 1868–1925]. See under *serum*.

Crocus (kro'kus) [L.; Gr. κρόκος]. 1. A genus of iridaceous plants. 2. The dried stigmas of *Cro'cus sati'vus*, or tree saffron: stimulant and emmenagogue. Dose, 10–30 gr. (0.666–2 gm.); of tincture, 1–2 dr. (4–8 c.c.).

crooked foot. See under *foot*.

Crookes's space, tube [Sir William *Crookes*, English physicist, 1832–1919]. See under *space* and *tube*.

cross. Any figure or structure in the shape of a cross. **Ranvier's c's**, dark, cross-shaped markings at the nodes of Ranvier, seen on longitudinal section after staining with silver nitrate. **silver c.**, a cross-like marking seen at the nodes of certain bundles of medullated nerve-fibers.

cross-birth (kros'berth). Any abnormal presentation requiring a version.

cross-fire (kros'fīr). Application of radiation-treatment from different points on the exterior, but with the rays directed toward the same internal point, so that the rays cross one another.

crossed (krost). Shaped or arranged like a cross: decussating.

crossing-over. An interchange of factors or genes between the chromosomes.

crossway, sensory (kros'wā). The posterior part of the internal capsule of the brain.

Crotalaria (krot-al-a're-ah) [L., from Gr. κρόταλον a rattle]. An extensive genus of leguminous plants, of which many are poisonous.

crotalic (kro-tal'ik). Pertaining to the genus *Crotalus*, or to the poison of snakes of that genus.

crotalin (kro'tal-in). A protein found in the venom of rattlesnakes and certain other serpents. It has been used hypodermically in the treatment of epilepsy.

crotalism (kro'tal-izm). A disease of horses caused by eating rattlebox, *Crotala'ria sagitta'lis*. Called also *bottom disease*.

crotalotoxin (kro-tal-o-toks'in). A poisonous substance from rattlesnake venom.

Crotalus (kro'tal-us) [L., from Gr. κρόταλον rattle]. A genus of rattlesnakes; also a homeopathic preparation of the virus of the rattlesnake.

crotaphion (kro-ta'fe-on) [Gr. κρόταφος the temple]. A craniometric point at the tip of the great wing of the sphenoid.

crotchet (krot'chet) [Fr. *crochet*]. A hook used in delivering the fetus after craniotomy.

crotin (kro'tin). A mixture of crotonallin and crotonglobulin. It resembles a bacterial toxin in that an antibody results when it is injected into an animal.

Croton (kro'ton) [L.; Gr. κρότων tick]. A large genus of euphorbiaceous trees, shrubs, and herbs, many of them poisonous and medicinal. See *Cascarilla C. tig'lium* furnishes castor-oil bean. **c.-chlo'ral.** See *butylchloral*. **c. oil** [L. *o'leum tig'lii*], the fixed oil of the seeds of *Cro'ton tig'lium*, an Asiatic plant. a drastic purgative; externally, a vesicant. Dose, ½–2 min. (0.033–0.132 c.c.).

cortonallin (kro-ton-al'in). A toxic albuminoid from the seeds of *Cro'ton tig'lium*.

crotonarin (kro-ton-a'rin). A solid part from croton oil.

crotonglobulin (kro-ton-glob'u-lin). A toxic albuminoid from the seeds of *Cro'ton tig'lium*.

crotonism (kro'ton-izm). Poisoning by croton oil.

crotonol (kro'ton-ol). Crotonolic acid; a vesicant, toxic, oily principle, $C_9H_{14}O_2$, from croton oil: purgative. Drastic dose, 1½–2½ dr. (5–10 gm.), in a keratin-coated pill.

crounotherapy (kru-no-ther'ap-e) [Gr. κρουνός spring + θεραπεία treatment]. Treatment of disease by mineral waters.

croup (kroop). A disease characterized by laborious and suffocative breathing, laryngeal spasm, and sometimes with a local membranous deposit. **catarrhal c.**, a croupous affection with paroxysms of dyspnea and a ringing, metallic cough. **diphtheric c.**, diphtheria of the larynx. **false c., spasmodic c.** Same as *laryngismus stridulus*. **fibrinous c.**, true croup. **membranous c.**, laryngitis with formation of a pseudomembrane. It may be diphtheric (*laryngeal diphtheria*) or a simple plastic inflammation. Called also *pseudomembranous c* and *true c.* **uterine c.**, croupous inflammation of the lining of the uterus.

croupous (kroo'pus). Of the nature of croup, or attended with an exudation like that of croup.

croupy (kroop'e). Affected with or resembling croup.

crown (krown) [L. *coro'na*]. 1. Same as *corona*. 2. The portion of a tooth which projects from the tissues in which the root is fixed and which is cov-

ered with enamel. **Alexander's c.**, a tooth cap of metal employed as a pier for a bridge. **artificial c.**, a crown of metal or of porcelain to be fitted upon the root of a natural tooth. **bell c.**, a bell-shaped tooth crown having its broad end at the occlusal surface. **Bischoff's c.**, the inner layer formed from the duplication of the epithelial capsule of the ovum. **Bonwill c.**, an artificial tooth crown fastened to a root by a metal pin and nut. **cap c.**, an artificial tooth crown fitted like a cap over the remains of a natural root. **collar c.**, an artificial crown attached by a metal ferrule to a natural root. Called also *Richmond c.* **Davis c.**, an artificial tooth crown attached by a pin which is inserted into both the crown and the natural root. **half-cap c.**, an artificial tooth crown attached by a metal band which covers only the lingual surface of the tooth which supports it. **jacket c.**, an artificial crown slipped over the remains of a natural tooth. **Morrison c.**, a cap crown of gold made in two pieces, a band and a swaged occluded surface. **openface c.** Same as *half-cap c.* **pivot c.**, an artificial crown to a natural root by a post filled into the root canal. **Richmond c.** See *collar c.* **shell c.** See *cap c.* **window c.**, a cap crown which has no outer surface.

crownwork (krown'wurk). The application of artificial crowns to teeth; also a piece of such work.

crucial (kru'shal) [L. *crucia'lis*]. 1. Shaped like a cross 2. Severe, searching, and decisive.

crucible (kru'sib-l) [L *crucib'ulum*]. A vessel for melting refractory substances.

cruciform (kru'sif-orm) [L. *crux* cross + *for'ma* form]. Shaped like a cross.

crude (krūd) [L. *cru'dus* raw]. Raw or unrefined.

cruentation (kroo-en-ta'shun) [L. *cru'or*, blood]. In medieval jurisprudence, the supposed bleeding of the corpse in the presence of the murderer

cruor (kru'or), pl. *cruo'res* [L.]. A blood-clot that contains red corpuscles.

crupper (krup'er). The rump of a horse, or the part behind the saddle.

crura (kru'rah) [L.]. The plural of *crus*. **c. cerebel'li**, the peduncles of the cerebellum. **c. cerebri**, a pair of bands which connect the pons and oblongata with the cerebrum. **c. of the diaphragm**, the two pillars which connect the diaphragm to the spinal column **c. of the fornix**, the arches formed by the division of the extremities of the fornix. **c. of the penis**, the backward extensions of the corpora cavernosa of the penis.

cruræus (kru-re'us). See *muscles, table of.*

crural (kru'ral). 1. Pertaining to the leg or thigh. 2. Pertaining to the crus cerebri.

crurin (kru'rin). A yellowish, pungent, insoluble powder, quinolin-bismuth sulphocyanate, $(C_9H_7N.HSCN)_3Bi(SCN)_3$. It is astringent and antiseptic and is used in treating ulcers of the leg and in gonorrhea.

crus (krus), pl. *cru'ra* (q. v.) [L.]. The leg or any part resembling a leg; a stalk or peduncle, especially a compact mass of fibers connecting parts of the brain. **c. clitor'idis** [B N A], the continuation on each side of the corpus cavernosum of the clitoris, diverging posteriorly to be attached to the pubic arch. **c. for'nicis** [B N A]. See *crura of the fornix.* **c. olfacto'ria**, the peduncle of the olfactory bulb.

crusocreatinin (kru"so-kre-at'in-in). See *chrysokrealinin.*

crust (krust) [L. *crus'ta*]. Any outer layer; especially an outer layer of solid matter formed by the drying of a bodily exudate or secretion **buffy c.** See *crusta phlogistica.* **bullock's-liver c.**, the reddish-brown crust of a scorbutic ulcer. **limpet-shell c.**, the form of crust seen upon the sore of syphilitic rupia. **milk-c.** Same as *crusta lactea.*

crusta (krus'tah) [L. "a crust"]. 1. Crust. 2. Same as *basis pedunculi.* **c. lac'tea**, seborrhea of the scalp of nursing infants. **c. petro'sa**, the cement of a tooth. **c. phlogis'tica**, the buffy coat or light colored layer on the surface of a blood-clot when coagulation is completed; the extent of the buffy coat depends on the speed of coagulation, the rate at which the corpuscles settle, and the amount of fibrin present.

Crustacea (krus-ta'she-ah) [L., from *crus'ta* shell]. A large class of animals, including the lobsters, crabs, shrimps, wood-lice, water-fleas, barnacles, etc.

crustal (krus'tal). Pertaining to the crusta.

crutch (krutch). A staff long enough to reach from the arm-pit to the ground, used for supporting the weight of the body. **c.-paralysis**, paralysis, chiefly of the musculospiral nerve, from pressure of crutch in armpit.

Cruveilhier's atrophy, disease, etc. (kroo-vaÿăz') [Jean *Cruveilhier*, French pathologist, 1791–1874]. See *atrophy, disease*, etc.

Cruz trypanosomiasis (kruz) [Oswaldo *Cruz*, Brazilian physician, 1871–1917]. Chagas' disease.

cry (kri). A sudden loud vocal sound. **articular c.** Same as *joint c.* **Douglas c.**, a sharp, prolonged cry uttered by a patient when, during laparotomy, the culdesac of Douglas is wiped. **epileptic c.**, a loud scream which often occurs at the onset of an epileptic attack. **hydrocephalic c.**, a loud involuntary cry uttered by patients with acute tuberculous meningitis. **joint c.** Same as *night c.* **night c.**, a shrill cry uttered by a child in sleep, often heard in beginning joint disease.

cryalgesia (kri-al-je'ze-ah) [Gr. *κρύος* cold + *ἄλγος* pain]. Pain due to the application of cold.

cryanesthesia (kri-an-es-the'ze-ah) [Gr. *κρύος* cold + *anesthesia*]. Loss of the power of perceiving cold.

cryesthesia (kri-es-the'ze-ah) [Gr. *κρύος* cold + *αἴσθησις* perception]. Abnormal sensitiveness to cold.

crymodynia (kri-mo-din'e-ah) [Gr. *κρυμός* frost + *ὀδύνη* pain]. Rheumatic pain coming on in cold or damp weather.

crymotherapeutics (kri"mo-ther-ap-u'tiks). Same as *crymotherapy.*

crymotherapy (kri-mo-ther'ap-e) [Gr. *κρυμός* frost + *therapy*]. The therapeutic use of cold.

cryocautery (kri-o-kaw'ter-e) [Gr. *κρύος* cold + *cautery*]. See *cold cautery*, under *cautery.*

cryofin (kri'o-fin). A white, crystalline compound, odorless and tasteless, formed by the action of methylglycolic acid on paraphenetidin. Used as an analgesic and antiseptic, especially in sciatica. Dose, 5–10 gr. (0.33–0.66 gm.).

cryogen (kri'o-jen) [Gr. *κρύος* cold + *γεννᾶν* to produce]. A substance for producing low temperatures; a freezing mixture.

cryogenic (kri-o-jen'ik). Pertaining to the production of low temperatures; producing low temperatures.

cryogenin (kri-oj'en-in) [Gr. *κρύος* cold + *-γεν* to produce]. Phenylsemicarbazid, $C_6H_5.NH.NH.CO.NH_2$, a white crystalline powder: antipyretic and analgesic. It is used as an analgesic (15–45 gr. a day) in rheumatism, gout, headache, and other painful conditions, and as an antipyretic (5–30 gr. a day) in tuberculosis, typhoid fever, and influenza. Dose, 5–15 gr. (0.33–1 gm) daily.

cryohydrate (kri-o-hi'drāt) [Gr. *κρύος* cold + *hydrate*]. A eutectic mixture (q. v.), especially one having water as one of its constituents.

cryometer (kri-om'et-er) [Gr. *κρύος* cold + *μέτρον* measure]. A thermometer for measuring very low temperatures.

cryoscope (kri'o-skōp). An apparatus for performing cryoscopy.

cryoscopic (kri-o-skop'ik). Pertaining to cryoscopy.

cryoscopy (kri-os'ko-pe) [Gr. *κρύος* cold + *σκοπεῖν* to examine]. Examination of liquids, based on the principle that the freezing-point of solutions varies according to the amount and the nature of the substance contained in them in solution.

cryostase (kri'os-tās) [Gr. *κρύος* cold]. An antiseptic mixture of camphor, phenol, and saponin, with a little oil of turpentine: heat solidifies and cold melts it.

cryotherapy (kri-o-ther'ap-e) [Gr. *κρύος* cold + *therapy*]. The therapeutic use of cold

crypt (kript) [L. *crypta*, from Gr. *κρυπτός* hidden]. A follicle or pit. **dental c.**, the space occupied by a developing tooth. **enamel c.**, a space bounded by the dental ledges on either side and usually by the enamel organ. It is filled with mesenchyma. **c's of Lieberkühn,** simple tubular glands opening on the surface of the intestinal mucous membrane. **c's of Morgagni,** small recesses or pockets in the mucous surface of the rectum. **synovial c.**, a pouch in the synovial membrane of a joint.

cryptæsthesia. See *cryptesthesia.*

cryptanamnesia (kript"an-am-ne'se-ah). Cryptomnesia.

cryptesthesia (krip-tes-the'ze-ah) [Gr. *κρυπτός* hidden + *αἴσθησις* perception] Subconscious appreciation or perception of occurrences not ordinarily perceptible to the senses.

cryptic (krip'tik) [Gr. *κρυπτικός* hidden] Concealed, hidden, larval.

cryptitis (krip-ti'tis). Inflammation of a crypt.

cryptocephalus (krip-to-sef'al-us) [Gr. *κρυπτός* hidden + *κεφαλή* head] A monster with an inconspicuous head

cryptococco'sis epider'mica. A skin disease of the tropics caused by the fungus *Cryptococcus epider'midis* and marked by the presence on the arms, neck, or chest of small roundish patches of a dirty yellow or brown color.

Cryptococcus (krip-to-kok'us). A genus of parasitic molds. **C. degen'erans** has been found in ulcers. **C. epider'midis,** the fungus causing human cryptococcosis. **C. farcimino'sus.** Same as *Blastomyces farciminosus* **C. Gilchris'ti,** the organism which causes blastomycosis or blastomycetic dermatitis **C. hom'inis** has been found in abscesses. **C. lin'guæ pilo'sæ,** an yeast-like organism found in cases of black tongue **C. xanthogen'icus,** a small spheric anilinophil coccus, swiftly motile, derived from a yellow-fever cadaver: pathogenic to animals

cryptocrystalline (krip-to-kris'tal-in) [Gr. *κρυπτός* concealed + *crystalline*]. Composed of crystals of microscopic size.

Cryptocys'tis trichodec'tis. The cysticercoid larval form of *Dipylid'ium canı'num*

cryptodidymus (krip-to-did'im-us) [Gr. *κρυπτός* concealed + *δίδυμος* twin]. A teratism in which one twin is concealed within another.

cryptogam (krip'to-gam) [Gr. *κρυπτός* concealed + *γάμος* marriage] Any one of the lower plants that have no true flowers, but propagate by spores.

cryptogenetic, cryptogenic (krip"to-jen-et'ik, krip-to-jen'ik) [Gr. *κρυπτός* hidden + *γενναῖν* to produce]. Of obscure, doubtful, or unascertainable origin.

cryptoglioma (krip"to-gli-o'mah) [Gr. *κρυπτός* hidden + *glioma*]. One of the stages in the development of glioma of the retina, marked by shrinking of the eyeball due to cyclitis, which masks the presence of the growth

cryptolith (krip'to-lith) [Gr. *κρυπτή* crypt + *λίθος* stone] A calculus or concretion in a crypt.

cryptolithiasis (krip-to-lith-i'as-is) [see *cryptolith*]. Calcification of tumors of the skin.

Cryptolucil'ia cæsa'rion. A bright green fly which breeds in cow manure.

cryptomenorrhea (krip"to-men-o-re'ah) [Gr. *κρυπτός* hidden + *menorrhea*]. A condition in which the monthly molimina are experienced but no external manifestations occur.

cryptomerorachischisis (krip"to-me"ro-rak-is'kis-is) [Gr. *κρυπτός* hidden + *μέρος* part + *ῥάχις* spine + *σχίσις* cleavage]. Spina bifida occulta.

cryptomnesia (krip-tom-ne'ze-ah) [Gr. *κρυπτός* hidden + *μνῆσις* memory]. Subconscious memory.

cryptoneurous (krip-to-nu'rus) [Gr *κρυπτός* hidden + *νεῦρον* nerve]. Having no definite or distinct nervous system

cryptophthalmus (krip-tof-thal'mus) [Gr. *κρυπτός* hidden + *ὀφθαλμός* eye]. Complete congenital adhesion of the eyelids.

cryptopin (krip'to-pin) [Gr. *κρυπτός* hidden + *ὄπιον* opium]. A hypnotic, anodyne, and poisonous alkaloid, $C_{21}H_{23}NO_5$, from opium. Dose, $\frac{1}{8}$ gr. (0.008 gm).

cryptoplasmic (krip-to-plas'mik). Occurring in a concealed form said of an infection in which the infecting organism has concealed itself

cryptopodia (krip-to-po'de-ah) [Gr *κρυπτός* hidden + *πούς* foot] A condition characterized by swelling of the lower part of the leg and dorsum of the foot so as to cover all but the soles of the feet.

cryptopyic (krip-to-pi'ik) [Gr *κρυπτός* concealed + *πύον* pus]. Attended by concealed suppuration.

cryptoradiometer (krip"to-ra-de-om'et-er) [Gr. *κρυπτός* concealed + L. *radius*, ray + Gr *μέτρον* measure]. An apparatus for measuring the penetrative power of x-rays.

cryptorchid, cryptorchis (krip-tor'kid, krip-tor'kis) [Gr *κρυπτός* hidden + *ὄρχις* testis] A person whose testicles have not descended into the scrotum.

cryptorchidectomy (krip"tor-kid-ek'to-me) [*cryptorchid* + Gr *ἐκτομή* excision] Excision of an undescended testicle

cryptorchidism, cryptorchism (krip-tor'kid-izm, krip-tor'kizm). Concealment of the testes within the abdomen.

cryptorchidy (krip-tor'kid-e). Same as *cryptorchidism*

cryptorheic (krip-to-re'ik) Cryptorhetic.

cryptorhetic (krip-to-ret'ik) [Gr. *κρυπτός* hidden + *ῥοῖα* flow]. Pertaining to the internal secretions.

cryptorrhea (krip-to-re'ah). Abnormal activity of an endocrine organ.

cryptoscope (krip'to-skōp) [Gr. *κρυπτός* hidden + *σκοπεῖν* to view] A fluoroscope.

cryptoscopy (krip-tos'ko-pe). Fluoroscopy.

cryptotoxic (krip-to-toks'ik) [Gr. *κρυπτός* hidden + *toxic*] Having hidden toxic properties said of a solution normally non-toxic, but which may become toxic when the colloidal balance is disturbed.

Crys. Abbreviation for *crystal.*

crystal (kris'tal) [Gr *κρύσταλλος* ice]. A naturally produced angular solid of definite form in which the ultimate units from which it is built up are systematically arranged; they are usually regularly spaced on a regular space lattice **asthma-c's,** Charcot-Leyden crystals **blood-c's,** hematoidin crystals in the blood **Böttcher's c's,** microscopic crystals seen on adding a drop of solution of ammonium phosphate to a drop of prostatic fluid. **Charcot-Leyden c's,** minute crystals in the sputum of asthma and bronchitis. **Charcot-Neumann c's,** minute crystals of spermin phosphate found in semen and various animal tissues **Charcot-Robin c's,** minute crystals occurring in the blood of leukemic patients. **coffin-lid c's,** peculiar indented crystals of ammoniomagnesium phosphate from alkaline urine. Called also *knife-rest c's.* **dumb-bell c's,** crystals of calcium oxalate occurring in the urine. **ear-c.** Same as *otolith.* **Florence c's,** crystals formed by the action of iodin on any liquid containing lecithin, as

in semen. **hedgehog c's,** a spiny form of uric acid concretions. **knife-rest c's,** peculiar notched crystals of triple phosphate in the urine. **leukocytic c's.** Same as *Charcot-Leyden c's.* **Lubarsch's c's,** crystals in the testis resembling sperm crystals. **Platner's c's,** crystals of the salts of the bile acids **rock c.,** a transparent form of quartz, silicon dioxid, SiO_2: used for lenses. **sperm c's, spermin c's,** crystals of spermin phosphate in the semen. **Teichmann's c's,** crystals of hemin. **c. violet.** See under *violet.* **Virchow's c's,** yellow or orange-colored crystals of hematoidin sometimes seen in extravasated blood. **whetstone c's,** crystals of xanthin sometimes seen in urine. **Zenker's c's.,** Charcot-Leyden crystals

crystalbumin (kris-tal-bu'min). An albuminous substance found in an aqueous extract of the crystalline lens.

crystalfibrin (kris"tal-fi'brin). A substance extracted from the crystalline lens by the action of hydrochloric acid.

crystalli (kris tal'e) Chickenpox.

crystallin (kris-tal'in). 1. A protein belonging to the class of vitellins and existing in the crystalline lens of the eye *Alpha c* is precipitated by dilute acetic acid, *beta c.* is not. 2. A solution of pyroxylin in wood alcohol and amyl acetate used like collodion. 3 Sozoiodol

crystalline (kris'tal-in). Resembling a crystal in nature or clearness. **c. humor, c. lens,** the lens of the eye. See *lens.*

crystallitis (kris-tal-i'tis). Inflammation of the crystalline lens, phakitis.

crystallization (kris"tal-iz-a'shun). The formation of crystals

crystalloid (kris'tal-oid) [Gr. κρύσταλλος crystal + εἶδος form] 1 Resembling a crystal. 2 A non-colloid substance, a substance which, in solution, passes readily through animal membranes, lowers the freezing-point of the solvent containing it, and is generally capable of being crystallized. Cf *colloid.*

crystalloiditis (kris-tal-oi-di'tis). Inflammation of the crystalline lens, phakitis.

crystallophobia (kris"tal o-fo'be-ah) [*crystal* + Gr φόβος fear] Insane dread of glass objects

crystallose (kris'tal-ōs). A soluble crystalline salt of sodium and saccharin, four hundred times as sweet as sugar. It is used in diabetes, corpulence, fermentative dyspepsia, etc.

crystalluridrosis (kris"tal-u-rid-ro'sis) [Gr. κρύσταλλος crystal + οὖρον urine + ἱδρώς sweat] A condition in which urinary elements from the sweat crystallize on the skin.

CS_2. Carbon bisulphid.

C. S. Abbreviation for *current strength.*

Cs. The symbol for *cesium.*

C. S. M. Abbreviation for *cerebrospinal meningitis.*

cteinophyte (ti'no-fit) [Gr. κτείνειν to kill + φυτόν plant]. A parasitic fungus which has a destructive action upon its host.

Ctenocephalus (te-no-sef'al-us). A genus of fleas which includes the dog flea, *C. canis,* and the cat flea, *C. felis.* They may be the intermediate hosts for tapeworms and filaria.

Ctenopsylla (te-no-sil'ah). A genus of fleas found on rats and mice.

Ctesias (te'se-as). A Greek physician and historian who was a contemporary of Xenophon, flourishing about 400 B. C.

ctetology (te-tol'o-je) [Gr. κτητός that may be acquired + λόγος treatise]. That branch of biology which treats of acquired characters.

ctetosome (tet'o-sōm) [Gr. κτητός acquired + *some*]. A supernumerary chromosome; a heterochromosome.

Cu. The symbol for *copper* (*cuprum*).

Cuba itch. See under *itch.*

cubeb (ku'beb) [L. *cube'ba;* Arabic *kabā'ba*]. The dried unripe fruit of *Pi'per cube'ba,* a piperaceous plant of Java. It is a stimulant diuretic, and is used in gonorrhea, leukorrhea, urethritis, etc. Dose in powder, 10–60 gr. (0.666–4 gm.); of fluidextract, 5–30 min. (0.333–2 c.c.); of oleoresin, 5–20 min. (0.333–1.333 c.c.); of volatile oil, 5–20 min. (0.333–1.333 c.c.); of tincture, 1–2 fl.dr. (4–8 c.c.). **c. camphor,** a crystalline deposit from oil of cubebs, $C_{15}H_{26}O$.

cubebene (ku'beb-ēn). An elcopten from oil of cubebs, $C_{15}H_{24}$

cubebic acid (ku-be'bik). See *acid.*

cubebin (ku-be'bin). An inactive crystalline principle, $C_{10}H_{10}O_3$, from cubeb.

cubebism (ku'beb-izm). Poisoning by cubebs.

cubicle (ku'bik-el) One of the compartments in a dormitory or a ward separated from adjoining compartments and from the rest of the room by low partitions.

cubilose (ku'bil-ōs) [L. *cubi'le* nest] A mucilaginous and nutritious principle from the edible nest of the swiftlet, *Colloca'lia esculen'ta,* of southern Asia It is an excretion from the stomach of the bird

cubital (ku'bit-al). Pertaining to the ulna or to the forearm.

cubitale (ku-bit-a'le). The cuneiform bone.

cubitalis (ku-bit-a'lis) [L.]. One of the ulnar muscles. **c. ante'rior, c. inter'nus,** the flexor carpi ulnaris. See under *muscles, table of.* **c. gra'cilis,** the palmaris longus. See *muscles, table of.* **c. poste'rior, c. exter'nus,** the extensor carpi ulnaris. See *muscles, table of.* **c. Riola'ni,** the anconeus. See *muscles, table of.*

cubitocarpal (ku"bit-o-kar'pal). Pertaining to the radius and the carpus

cubitoradial (ku"bit-o-ra'de-al). Pertaining to the radius and the ulna.

cubitus (ku'bit-us) [L. "elbow"]. The forearm. **c. val'gus,** deformity of the forearm in which it deviates inwardly when extended. **c. va'rus.** See *deformity, gunstock*

cuboid, cuboidal (ku'boid, ku-boid'al) [Gr. κυβοειδής] 1 Resembling a cube. 2. The cuboid bone on the outer side of the tarsus, between the calcaneum and the fourth and fifth metatarsals.

cuboides (ku-boi'dēz). The cuboid bone

cucullaris (ku-ku-la'ris). The trapezius muscle.

cucumber (ku'kum-ber) [L. *cu'cumis*]. The fruit of various species of *Cu'cumis,* chiefly *C. sati'vus.* The seeds are diuretic.

cucurbitol (ku-ker'bit-ol). A sterol, $C_{24}H_{40}O_4$, obtained from watermelon seeds.

cucurbitula (ku-kur-bit'u-lah) [L.]. A cupping-glass. **c. cruen'ta,** a wet cup, or one applied to draw blood. **c. sic'ca,** a dry cup: one which does not draw blood.

cudbear (kud'bār). A red-brown powder, obtained from lichens, such as *Lecano'ra tarta'rea* used as a coloring-matter in pharmacy. Called also *persio.*

Cuguillière's serum (ke-ge-yāz') [E. *Cuguillière,* contemporary French physician]. See under *serum.*

cuichunchuli (kwe-chun-choo'ye) [Spanish American]. A violaceous plant, *Ionid'ium parviflo'rum,* of South America. emetic, cathartic, and diuretic; not very different from ipecac in its effects.

Cuignet's method (ke-ēn-yāz') [Ferdinand Louis Joseph *Cuignet,* French ophthalmologist, born 1823]. Retinoscopy.

cuirass, tabetic (kwe'ras). An area of diminished sense of touch encircling the chest of patients with tabes dorsalis.

Cuj., cuj. Abbreviation for L. *cu'jus*, of which.

culdesac (kul'deh-sahk') [Fr.]. A blind pouch or cecum; a cavity closed at one end. **conjunctival c.**, the fold formed by the junction of the palpebral and ocular conjunctivæ. **Douglas's c.**, a pouch between the anterior wall of the rectum and the uterus. **dural c.**, the caudal portion of the dural sac.

Culex (ku'leks) [L. "gnat"]. The common American mosquito. A genus characterized by short palpi and by holding the body parallel to the surface on which it rests while the head and beak are bent at an angle to the body. **C. fat'igans**, the tropical house mosquito. The species which transmits filariasis and probably dengue. **C. fascia'tus.** See *Stegomyia calopus*. **C. pi'piens** is the gnat, and is thought to be the distributor of dengue. **C. quinquefascia'tus.** See *Culex fatigans*. **C. ter'ritans**, a common form in the northwestern United States which does not annoy man.

culicicide (ku-lis'is-īd). Same as *culicide*.

Culicidæ (ku-lis'id-e). A family of insects of the order Diptera, including the mosquitos. There are ten subfamilies, of which three are of medical interest: Anophelinæ, Culicinæ, and Edinæ.

culicidal (ku-lis-ī'dal). Destructive to the culex.

culicide (ku'lis-īd) [L. *cu'lex* gnat + *cæ'dere* to kill]. An agent destructive to gnats and mosquitos. **Minn's c.**, phenol camphor volatilized by heat and allowed to diffuse through a room.

culicifuge (ku-lis'if-ūj) [L. *cu'lex* gnat + *fu'ga* banishment]. A preparation intended to prevent the attacks of gnats and mosquitos.

Culicinæ (ku-lis-i'ne). A subfamily of the Culicidæ, containing two genera, *Culex* and *Stegomyia*.

Cullen's sign (kul'enz) [Thomas S. *Cullen*, Baltimore surgeon, born 1868]. See under *sign*.

culmen (kul'men), pl. *cul'mina* [L. "ridge"] [B N A]. The anterior superior part of the monticulus; a lobe of the cerebellum made up of the portion of the vermiform process between the anterior crescentic lobes. Called also *culmen monticuli*.

cultivation (kul-tiv-a'shun) [L. *cultiva'tio*]. The artificial propagation of microörganisms. **fractional c.**, cultivation in which a small portion of a culture containing several species of bacteria is used to form a new culture, and a small portion of this culture to form another, and so on until practically a pure culture is obtained.

cultural (kul'tu-ral). Pertaining to a culture.

culture (kul'tūr) [L. *cultu'ra*]. 1. The propagation of microörganisms. 2. A growth of microörganisms. **agar c.**, a growth of microorganisms on some form of agar culture-medium. **attenuated c.**, a culture of microörganisms that have been made less virulent by some process or that have become less virulent by natural processes. **B. B. c.**, a culture of *Lactobacillus bulgaricus*. **bouillon c.**, a growth of microörganisms in some form of bouillon culture-medium. **direct c.**, a bacterial culture made by direct transfer from a natural source to an artificial medium. **drop-c.**, one in which a drop of some material containing bacteria is placed. **flask c.**, a culture made on a medium hardened on one side of a flat flask. **gelatin c.**, a growth of microorganisms on some form of gelatin culture-medium. **hanging-block c.**, a culture in which the inoculation is made on a block of agar medium fastened to a cover-glass, which is then inverted over a hollowed slide. **hanging-drop c.**, a culture in which the organisms are inoculated into a drop of fluid attached to a cover-glass and which is inverted over a hollowed slide. **liquid c.**, a culture made in a liquid medium. **c. medium.** See *culture-medium* **nail-c.**, a culture in which the growth resembles in shape a nail driven into the medium. **needle-c.**, a stab-culture. **negative c.**, a culture made from suspected matter which is not followed by bacterial growth. **plate-c.**, a bacterial culture, usually of agar or gelatin, spread upon a flat surface, usually of glass. **puncture c.**, a stab- or needle-culture. **pure c.**, a culture of a single bacterial species. **race c.**, eugenics. **roll c.**, a culture made by placing the medium in a test-tube, rapidly revolving it, and cooling on ice. **sensitized c.**, a bacterial culture to which has been added its specific antiserum. See *sensitized vaccine*, under *vaccine*. **shake c.**, a culture made by inoculating the medium and distributing the organism through it by shaking. **slant c.**, one made on a slanting surface. **slide-c.**, a bacterial culture made on a microscopic slide. **smear-c.**, a bacteriologic culture made by smearing the inoculating material on the surface of the medium. **solid c.**, one in which a solid medium is employed **stab-c.**, one in which the medium is inoculated by means of a needle thrust deeply into its substance. **stick c.** Same as *stab-c.* **stock c.**, a permanent culture from which transfers may be made. **streak-c., stroke c.**, a culture in which the medium is inoculated by drawing an infected wire over it **thrust c.** Same as *stab-c.* **tissue c.**, the cultivation of tissue cells in vitro. **trouser-leg c.**, a culture which forms an area in the culture-medium resembling a trouser-leg or stocking-leg. **tube-c.**, one made in a test-tube.

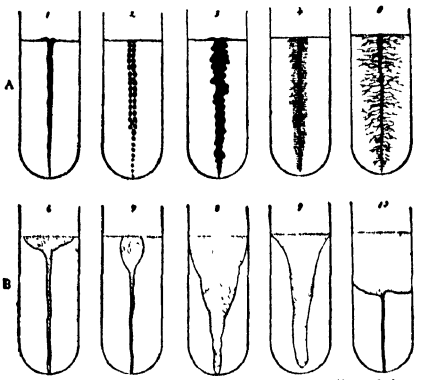

Types of growth in stab cultures A, Non-liquefying: 1, Filiform (B coli); 2, beaded (Str pyogenes), 3, echinate (Bact acidi-lactici); 4, villous (Bact murisepticum); 5, arborescent (B mycoides) B, Liquefying 6, Crateriform (B vulgare, 24 hours), 7, napiform (B subtilis, 48 hours); 8 infundibuliform (B prodigiosus); 9, saccate (Msp. Finkleri); 10, stratiform (Ps fluorescens) (Frost)

culture-dish (kult'ūr-dish). A shallow glass dish for making bacterial cultures.

culture-flask (kult'ūr-flask). A flask for growing bacterial cultures.

culture-medium (kul'tūr-mē'di-um). Any substance or preparation suitable for, prepared for, and used for the cultivation of microörganisms **Abe's c.** (for gonococci), mix 500 gm. of fat-free meat, finely hashed, with 1000 c.c. of water. Allow to stand in ice-chest for from eighteen to twenty-four hours, filter through paper and a Chamberland filter into sterile containers. For use it is mixed with fluid or solid peptone culture-media in the proportion of 1 to 5. **æsculin c.** See *æsculin agar*. **agar c.**, one of the various forms of culture-media in which agar-agar is used as the solidifying agent. See under *agar* and also *agar gelatin*, under *gelatin*. **animal tissue c.**, a bacteriologic culture-medium consisting of pieces of tissue or of organs of a rabbit or other animal supported in test-tubes by means of glass rods in such a way that they are in contact with, but not submerged in a 6 per cent. solution of glycerol. **Aronson's c.**, an alkaline medium for the isolation of the cholera spirillum. It consists of agar-agar 35 gm., meat extract and peptone each 10 gm., sodium chlorid 5 gm., sodium

carbonate (10 per cent. solution) 60 c.c., cane-sugar (20 per cent. solution) 50 c.c., dextrin (20 per cent. solution) 50 c.c., basic fuchsin (saturated solution) 4 c.c., sodium sulphite (10 per cent. solution) 20 c.c., and water 1000 c.c. **artificial sea-water c.** See under *water*. **ascitic fluid c.** See *ascitic fluid agar* and *ascitic fluid bouillon*. **Ashby's c.** See *Ashby's agar*. **asparagin c.** (Fraenkel and Voges), a synthetic medium containing asparagin 4 gm., disodium acid phosphate 2 gm., ammonium lactate 6 gm., and sodium chlorid 5 gm., in water 1000 c.c. **asparagin c.** (Uschinsky), a synthetic medium containing asparagin 3 4 gm., ammonium lactate 10 gm., sodium chlorid 5 gm., magnesium sulphate 0.2 gm., calcium chlorid 0.1 gm., monopotassium acid phosphate 1 gm. and glycerol 40 c c. in water 1000 c.c. **Avery's sodium oleate c.** See *sodium oleate agar*. **Bariekow's c.**, to a 1 per cent. solution of nutrose add ½ per cent. of sodium chlorid, 1 per cent. of lactose, and sufficient litmus to color it a pale blue. **beer-wort c.**, 1 part of crushed malt macerated in 3 parts of water, then filtered and sterilized. **Beyrnick's c.**, Beyrnick's solution. **bile c.**, a mixture of ox bile 900 c.c., glycerol 100 c.c., and peptone 20 gm. It is used in obtaining blood-cultures of Bacillus typhosum. **bile-salt c.**, nutrient bouillon containing ½ per cent. each of dextrose and sodium taurocholate and sufficient litmus solution to color it a deep purple. See *bile salt agar*. **Blaxall's c.**, English proof agar. **blood c.**, blood agar. **blood-serum c.** See *blood-serum*. **bouillon c.**, bouillon, plain or modified, used as a culture-medium. **Braun's c.**, fuchsin agar. **bread paste c.**, stale or toasted bread is powdered, moistened with water, filled into Erlenmeyer flasks, and sterilized. **brilliant green-bile salt c.**, brilliant green-bile salt agar. **brilliant green-eosin c.**, brilliant green-eosin agar. **calcium carbonate c.**, calcium carbonate bouillon. **Capaldi-Proskauer c. No. 1**, a synthetic medium containing sodium chlorid 2 gm , magnesium sulphate 0.1 gm., calcium chlorid 0.2 gm., monopotassium acid phosphate 2 gm., asparagin 2 gm., mannite 2 gm., and litmus solution 47.5 c.c. in water 1000 c.c. **Capaldi-Proskauer c. No. 2**, a medium containing peptone 20 gm., mannite 1 gm., and litmus solution 47.5 c c., in water 1000 c.c. **carbolized c.** See under *agar*, *bouillon*, and *gelatin*. **China green c.**, China green agar. **chocolate c.**, nutrient bouillon or agar to which 5 to 10 per cent. of fresh blood has been added and which are then heated to 75° C. The red blood changes to a chocolate brown color. It is used for growing the influenza organism. **Cohn's c.**, Cohn's solution. **Conradi's c.**, brilliant green agar. **Conradi-Drigalski's c.**, litmus-maltose agar. **cooked meat c.**, a mixture of nutrient bouillon and chopped meat. **Councilman and Mallory's c.** See *blood-serum*. **dextrose c.** See under *agar*, *bouillon*, and *gelatin*. **Dieudonne's c.**, a mixture of 7 parts of 3 per cent. nutrient agar and 3 parts of a mixture of beef blood and normal sodium hydroxid. **Dorset's egg c.** See egg culture-medium (Dorset). **Drigalski-Conradi's c.**, litmus-nutrose agar. **Dunham's c.** See *peptone water c.* **Durham's c.**, inosite-free bouillon. **egg c.** (Dorset), a bacteriologic medium prepared by mixing whole eggs 3 parts and physiologic salt solution 1 part. It is usually coagulated in test-tubes in an inclined position and used for the cultivation of tuberculosis. **egg c.** (Lubenau), Dorset's egg medium containing 1½ per cent. of glycerol. **egg c.** (Petroff), a meat juice is prepared by extracting 500 gm. of chopped beef with 500 c.c. of 15 per cent. solution of glycerol for twenty-four hours in the ice-box and filtering. To this is added two volumes of whole eggs well mixed and 1 part of gentian violet to 10,000 parts of the mixture. **egg-albumin c.** See under *agar* and *bouillon*. **egg-albumin c.** (inspissated), egg-white to which is added 40 per cent of distilled water, 0.15 per cent. of sodium hydroxid, and 1 to 2 per cent. of glucose. Filter and coagulate in an inclined position. **egg-albumin c.** (Tarchanoff and Kolesnikoff), place unbroken eggs in dekanormal sodium hydroxid for ten days. Remove the shell and cut into slices. Wash in running water two hours. Place in Petri dishes and sterilize. **egg-meat c.** (Rettger), 1 pound of ground lean meat and the whites of six eggs in one liter of water. The meat and the eggs are heated separately, but are mixed before tubing. Calcium carbonate is added to stabilize the reaction. Anaërobes grow in this mixture, without anaërobic precautions **egg-yolk c.**, egg-yolk agar. **Eisenberg's milk-rice c.** See *milk-rice c.* **Elsner's c.**, potato gelatin. **EMB c.**, eosin-methylene-blue agar. **Endo's c.**, fuchsin-sulphite agar. **English proof c.**, English proof agar. **eosin-methylene-blue c.**, eosin-methylene-blue agar. **esculin c.**, a medium containing esculin and iron citrate on which the colon bacillus produces a black colony. **Eyre's nutrose c.**, nutrose agar. **Fawcus's c.**, brilliant green-bile salt agar. **fish c.** See under *bouillon*, *gelatin*, *gelatin agar*, and *water*. **Fleming's c.**, oleic acid agar. **Fränkel and Voges' asparagin c.** See *asparagin c.* **French mannite c.**, French mannite agar. **French proof c.**, French proof agar. **Frugoni's animal tissue c.** See *animal tissue c.* **fuchsin c.**, fuchsin agar. **fuchsin-sulphite c.**, fuchsin-sulphite agar. **Gasperini's c.**, wheat bouillon. **gelatin c.**, one of the various culture-media in which gelatin is used as the solidifying agent. **gelatin-agar c.**, gelatin agar. **glucose-formate c.** See under *agar*, *bouillon*, and *gelatine*. **glycerin c.** See under *agar*, *blood-serum*, *bouillon*, *potato bouillon*. **glycerinated potato c.**, potato culture-medium in which the wedges of potato have been soaked, and in which the cotton pads at the bottom are moistened with a 25 per cent. solution of glycerol. **Goadsby's c.**, potato gelatin. **Guarniari's c.**, agar gelatin. **Guy's c.**, blood-agar. **haricot c.** See under *agar* and *bouillon*. **Heiman's c.**, Heiman's agar. **Heller's c.**, urine gelatin. **Hershell's c.**, malt-extract solution. **Hitchen's c.**, Hitchen's agar. **Hiss's c.** See *semisolid c.* and *serum-dextrose water*. **Holt-Harris and Teague's c.**, Holt-Harris and Teague's E. M. B. agar. **Holz's c.**, potato gelatin. **hormone c.**, a bacteriologic culture-medium made without filtration. It is thought that the filter material removes by adsorption or by some other process constituents which enhance the nutritive value of the medium. **hydrocele c.** See *ascitic agar* and *ascitic bouillon*. **inosite-free c.**, inosite-free bouillon. **iron c.**, iron bouillon. **Kanthack and Stephen's c.**, serum agar. **Kitasato's c.** See *glucose-formate agar*, *bouillon*, and *gelatin*. **Krumweide's c.**, brilliant green agar. **lactose bile c.**, it consists of fresh ox bile containing 1 per cent. of peptone and 1 per cent. of lactose. **lactose-litmus c.** See under *agar*, *bouillon*, and *gelatin*. **lead c.**, lead bouillon. **lead acetate c.**, lead acetate agar. **Libman's c.**, serum agar. **Lipschuetz's c.**, egg-albumin bouillon. **litmus c.** See under *bouillon* and *gelatin*. **litmus milk c.**, milk culture-medium containing sufficient litmus solution to give it a deep lavender color. **litmus-nutrose c.**, litmus-nutrose agar. **litmus whey c.**, litmus whey gelatin. **Löffler's c.** See *malachite green agar* and *Löffler's blood-serum*. **Lorrain Smith's c.** See *blood-serum*. **Lubenau's egg c.**, egg culture-medium. **MacConkey's bile salt c.** See *bile salt culture-medium* and *bile salt agar*. **malachite green c.** See under *agar* and *bouillon*. **malt-extract c.**, malt-extract bouillon. **meat-extract c.** See under *agar*, *bouillon*, and *gelatin*. **meat infusion c.** See under *agar*, *bouillon*, and *gelatin*. **milk c.**, milk, usually in test-tubes, free from cream, and sterilized for use as a culture-medium.

milk-rice c., a mixture of 1 part of nutrient bouillon and 3 parts of milk solidified with 35 to 50 per cent. of rice powder. It is used for growing chromogenic bacteria. **Moor's c.**, nitrogen-free agar. **Naegeli's c.**, Naegeli's solution. **neutral red c.**, glucose agar containing in each 100 c.c. 1 c.c. of a saturated solution of neutral red **nitrate c.** See *nitrate bouillon* and *nitrate solution*. **nitrogen-free c.**, nitrogen-free agar. **N. N. N. c.**, a medium for growing Leishmania donovani, it consists of agar-agar 14, salt 6, water 900; this is sterilized and then has added to it one-third of its volume of rabbit blood. **Noguchi's tissue c.** See *tissue culture medium*. **nutrient c.** See under *agar*, *bouillon*, and *gelatin*. **nutrose c.**, nutrose agar. **oleic acid c.**, oleic acid agar. **Omeliansky's nutritive c.**, a synthetic medium for the growth of cellulose-fermenting organisms. It contains potassium phosphate 4 gm., magnesium sulphate 2 gm., ammonium sulphate 4 gm., sodium chlorid 0.25 gm., and precipitated chalk 80 gm in 1 liter of water **Parietti's c.**, Parietti's bouillon. **Park and Williams's chocolate c.**, chocolate culture-medium. **Pasteur's c.** See *Pasteur's solution* and *Pasteur's yeast water*. **peptone water c.**, 1 per cent. of peptone in 0.5 per cent. salt solution **Petroff's egg c.** See *egg culture-medium*. **Petroff's synthetic c.**, a synthetic medium for growing the tubercle organism. It contains dipotassium acid phosphate 0.35 gm., magnesium acid phosphate 4.03 gm., asparagin 5.29 gm., N/1 sulphuric acid 10 c.c., N/1 phosphoric acid 20 c.c., M/1 citric acid 10 c.c., glycerol 20 c.c., N/1 sodium hydroxid 10 c.c. in water 1000 c.c. **Petruschky's c.**, litmus whey. **Piorkowski's c.**, a medium consisting of 100 parts of urine that has undergone ammoniacal fermentation, 0.5 part of peptone, and 3.3 parts of gelatin. **pleuritic c.** See *ascitic agar* and *bouillon*. **potato c.**, cylindric, wedge-shaped pieces of potatoes in test-tubes or flat pieces in Petri dishes sterilized and used as a bacteriologic culture-medium, especially for the chromogenic germs and for the sporogenic aerobes. **protein-free c.**, a synthetic medium containing calcium chlorid 0.1 gm., magnesium sulphate 0.2 gm., monopotassium acid phosphate 2 gm., potassium aspartate 3 gm., sodium chlorid 5 gm., ammonium lactate 6 gm., and glycerol 30 c.c. in water 1000 c.c. **rabbits' blood c.**, sterile rabbits' blood allowed to clot in a test-tube and inactivated at 56° C. for one-half hour. **Reddish's c.**, malt extract bouillon. **Rettger's egg-meat c.** See *egg-meat culture-medium*. **rosolic acid-peptone c.**, Dunham's peptone water containing 20 c.c. of 0.5 per cent. alcoholic solution of rosolic acid in each liter **Russell's double sugar c.**, Russell's double sugar agar. **Sabouraud's c.**, French proof agar. **saccharose-mannitol c.**, saccharose-mannitol agar **semisolid c.**, a medium containing agar-agar 8 gm., gelatine 40 gm., peptone 10 gm., meat-extract 3 gm., sodium chlorid 5 gm., and glucose or some other sugar 5 gm., in water 1000 c.c. **serum c.** See under *agar*, *bouillon*, and *water*. **sheeps brains' c.**, equal parts of fresh sheeps' brains and distilled water are cooked slightly and squeezed through cheese-cloth. Adjust the reaction, tube, and sterilize. **silicate jelly c.**, a synthetic medium for the growth of nitrogen-fixing bacteria. It contains ammonium sulphate 0.4 gm., ammonium sulphate 0.05 gm., calcium chlorid 0.01 gm., potassium phosphate 0.1 gm., and sodium carbonate 0.6 gm., in water 1000 c.c. and solidified with silicic acid 3.4 gm. **sodium oleate c.**, sodium oleate agar. **Soyka's milk-rice c.** See *milk-rice c.* **starch c.**, starch agar. **sugar c.**, sugar bouillon. **sugar-free c.**, a medium in which Bacillus coli has grown and thus removed all sugars by decomposition. After clarification it is used as a basis for fermentation tests with the various sugars. **sulphindigotate c.** See under *agar*, *bouillon*, and *gelatine*. **Tarchanoff and Kolesnikoff's egg-albumin c.** See *egg-albumin c.* **Teague and Travis's c.**, a sugar-free nutrient agar to which is added nutrose 0.25 per cent., saccharose 1 per cent., bluish eosin 0.06 per cent, and Bismarck brown 0.04 per cent. **tissue c.**, nutrient agar to which is added one-half its volume of ascitic fluid or hydrocele fluid and a piece of fresh animal tissue. Paraffin oil is also placed on the surface to favor anaërobic conditions. **trypagar c.** See *trypagar*. **urine c.**, freshly passed urine is heated, filtered, tubed, and sterilized for use as a culture-medium. See also *urine agar* and *urine gelatin*. **Uschinsky's c.** See *asparagin culture-medium* and *protein-free bouillon* **Vedder's c.**, starch agar. **vitamin c.** See *hormone culture-medium*. **Washbourn's c.** See *blood-agar*. **Wassermann's c.** See *ascitic fluid agar* and *bouillon*. **Werbitski's c.**, China green agar. **Wertheimer's c.**, serum agar. **Weyl's c.** See *sulphindigotate bouillon* and *gelatin*. **wheat c.**, wheat bouillon. **whey c.** See *whey agar* and *gelatin*, also *litmus whey*. **Winogradsky's c.** See *silicate jelly culture-medium* and *Winogradsky's solution*. **wort c.** See *wort agar* and *gelatin*. **Wuntz's c.** See *lactose litmus agar* and *gelatin*. **yeast autolysate c.**, incubate 200 gm. of yeast in 1 liter of water two days at 37° C. with reaction at P_H 6.1 and kept sterile with chloroform. Filter and solidify with agar-agar. **yeast-water c.**, yeast water.

Culver's-physic (kul'verz). See *Leptandra*.

cumic acid (ku'mik) See under *acid*.

cumidin (ku'mid-in). A liquid base, $C_3H_7.C_6H_4.NH_2$, derived from cumic acid.

cumin (kum'in) [L. *cumi'num*] An umbelliferous plant of the old world, *Cumi'num cy'minum;* also its aromatic and carminative seed.

cuminuric acid (ku-min-u'rik) See under *acid*.

cumol, cumene (ku'mol, ku'mēn). An oily hydrocarbon, isopropyl benzene, $C_6H_5.CH(CH_3)_2$, used in sterilizing catgut.

cumulative (ku'mu-la-tiv) [L. *cu'mulus* heap]. Increasing suddenly in intensity of action after slow additions.

cumulus (ku'mu-lus) [L. "a little mound"]. A mound. **c. oöph'orus**, the discus proligerus.

cuneate (ku'ne-āt) [L. *cu'neus* wedge]. Wedge-shaped.

cuneiform (ku'ne-if-orm) [L. *cu'neus* wedge + *for'ma* form]. 1. Shaped like a wedge 2. A cuneiform bone: there are three in the foot and one in the wrist See *bone*.

cuneihysterectomy, cuneohysterectomy (ku"ne-i-his-ter-ek'to-me, ku"ne-o-his-ter-ek'to-me) [L. *cu'neus* wedge + *hysterectomy*] The excision of a wedge-shaped piece from the uterine tissue for the correction of anteflexion.

cuneocuboid (ku"ne-o-ku'boid). Pertaining to the cuneiform and cuboid bones.

cuneohysterectomy. See *cuneihysterectomy*.

cuneonavicular (ku"ne-o-nav-ik'u-lar). Pertaining to the cuneiform and navicular bones.

cuneoscaphoid (ku"ne-o-skaf'oid). Cuneonavicular.

cuneus (ku'ne-us), pl. *cu'nei* [L. "wedge"]. A wedge-shaped lobule of the occipital lobe of the cerebrum on its medial aspect.

cuniculus (ku-nik'u-lus), pl. *cunic'uli* [L. "rabbit," "rabbit-burrow"]. The burrow of an itch-mite, *Sarcop'tes hom'inis*, in the human skin.

Cunila (ku-ni'lah). A genus of labiate plants. *C. maria'na*, of North America (dittany), is diuretic and diaphoretic. Dose of tincture, 5–20 min. (0.333–1.333 c.c.).

cunnilinguist (kun-il-in'gwist) [L. *cunnilin'gus*]. A sexual pervert who licks the vulva.

cunnus (kun'us) [L.]. The vulva.

CuO. Cupric oxid.

Cu_2O. Cuprous oxid.

cuorin (ku'o-rin). A mono-amino-diphosphatid lipoid compound occurring in the heart muscle.

cup (kup). 1. A cupping-glass. 2. A cup-shaped part or structure. **dry c.**, a cupping-glass applied to the intact skin in order to draw blood to the part. **glaucomatous c.**, that form of ocular disk depression which is peculiar to glaucoma. **impression c.**, in dentistry, a metal container to hold the wax or plaster while an impression of the jaw is being taken. **Montgomery's c's**, the dilated canals of the tubular glands of the uterus. **ocular c.**, the secondary optic vesicle; a cup-like organ of the embryo whence the retina is developed. **optic c.**, the optic vesicle **physiologic c.**, the depression which occurs naturally in the optic disk. **retinal c.**, excavation of the eye-disk, whether pathologic or not. **wet c.**, a cup applied to the incised skin in order to abstract blood.

cupola (ku'po-lah). The little dome at the apex of the cochlea and of the spiral canal. **c. space**, the attic of the tympanum.

cupped (kupt). Hollowed out like a cup.

cupping (kup'ing). 1. The application of a cupping-glass. 2. The formation of a cup-shaped depression.

cupping-glass (kup'ing-glas). See *cucurbitula*.

cupram (ku'pram). A fungicide solution of copper carbonate in ammonia water.

cuprammonia (ku-pram-o'ne-ah). A solution of cupric hydroxid in ammonia used as a reagent and as a solvent for cellulose called also *Schweitzer's reagent*.

cuprargol (ku-prar'gol). A dull, gray-green, powdery copper silver albuminate. It reduces inflammation and increases the secretion of mucous surfaces

cuprase (ku'prās). Colloidal cupric hydroxid: for subcutaneous injection in cancer.

cupratin (ku'prat-in). A copper and albuminoid preparation resembling ferratin.

cuprea-bark (ku'pre-ah-). The bark of a species of *Remijia* yielding quinin.

cuprein (ku'pre-in). An alkaloid, $C_{19}H_{22}O_2N_2$, from cuprea-bark.

cuprentum (ku-pren'tum). A proprietary ointment containing 5 per cent. of copper citrate used in trachoma and ulcerations and granulations of the eyelids.

cupressin (ku-pres'in). An oil derived from cypress useful in whooping-cough.

cupriaseptol (ku"pre-as-ep'tol). Copper sulphocarbolate, a light-green, crystalline compound: used as a hemostatic.

cuprocitrol (ku-pro-sit'rol). See *copper citrate*.

cuprocyan (ku-pro-si'an). A copper compound used in the chemotherapeutic treatment of syphilis.

cuprohemol (ku-pro-he'mol). A dark-brown copper and hemol derivative used in tuberculosis. Dose, 1½–2 gr. (0.1–0.15 gm.).

cupro-iodase (ku-pro-i'o-dās). A copper compound used in the chemotherapeutic treatment of syphilis

cuprol (ku'prol). A therapeutic preparation of copper and nucleic acid, used as an ointment, or as a wash for chronic ulcers, and in powder for diseases of the conjunctiva.

cuprum (ku'prum), gen. *cu'pri* [L. for "copper"]. See *copper*.

cupula (ku'pu-lah). A membranous structure on the crista acustica in the ampulla of the ear. **c. pleu'ræ** [B N A], the cervical pleura. See *pleura*. **c. ra'dii**. See *fovea capitali*.

curaçao (ku-rah-so') [name of a West Indian island]. A highly flavored liqueur or cordial: stomachic and stimulant.

curalues (ku-rah-lu'ēz). Bismuth hydroxid in oil: for syphilis.

curangin (ku-ran'jin). A bitter glucosid, $C_{18}H_{77}O_{20}$, from *Curanga amara*, a scrophulariaceous herb of southern Asia, which is a vulnerary, febrifuge, and vermifuge.

curara, curare, curari (koo-rah're) [South American]. A highly toxic dried extract of various species of *Strychnos* used originally in South America as an arrow poison and now used in pharmacologic research. It paralyzes the motor end plates of nerves. It is used in tetanus and in physiologic experiments. Dose, ½–¼ gr. (0.002–0.01 gm.), given hypodermically. **calabash c.**, an extract formerly known in commerce and containing curarin. **para c.**, the variety now found in commerce. It contains curin and paracurarin, which exert a powerful paralyzing action on the motor nerve endings of striated muscle **pot c.**, a dark brown, dry extract which contains the intensely poisonous protocurarin.

curarin (ku-rah'rin). A crystalline alkaloid, $C_{18}H_{35}N$, from curare: a strong paralyzant. Dose, 1/10–1/40 gr. (0.00033–0.0016 gm.), given hypodermically.

curarization (ku-rar-iz-a'shun). To bring under the influence of curare.

cura'tio paraffi'ni. The N. F. name for paraffin dressing. See under *dressing*.

curb (kerb). A thickening of the metatarsocalcaneal ligament of the horse, causing a swelling at the back of the hock joint and resulting in lameness.

Curcas (kur'kas) [L.]. A genus of euphorbiaceous shrubs. *C. pur'gans* has cathartic seeds, called purging nuts, or Barbados nuts, which afford a purgative fixed oil· used like castor oil.

curcin (kur'sin). A poisonous principle (phytotoxin) from *Cur'cas pur'gans*.

curcuma (kur'ku-mah). See *turmeric* and *zedoary*.

curcumin (kur'ku-min). A yellow, crystalline substance, $C_{21}H_{20}O_6$, the coloring principle of turmeric.

curd (kurd). The coagulum of milk, consisting mainly of casein. **alum-c.**, a coagulum formed by agitating milk containing a piece of alum. **a.-c. of Riverius**, a coagulum prepared from the white of an egg and a dram of alum.

cure (kūr) [L. *cura'tio*, from *cu'ra* care]. 1. The course of treatment of any disease, or of a special case. 2. The successful treatment of a disease or wound. 3. A system of treating diseases. 4. A medicine effective in treating a disease. **Banting c.** See *bantingism* **diet c.**, treatment by the systematic regulation of the diet. **economic c.**, cure of a disease which, while not complete, is sufficient to restore the patient to his wage-earning capacity. **gold c.** Same as *Keeley c.* **grape c.**, the use of an exclusive diet of grapes. **hunger-c.**, the treatment of disease by severe fasting. **Karell's c.**, the systematic use of skim milk for the purpose of unloading the system, especially the circulatory organs. **Keeley c.**, a proprietary method of treatment for the alcohol and opium habits by means of gold chlorid. **liman c.**, a method of treatment practised at Odessa, consisting of bathing in the water of "limans," or sheets of water that have been isolated from the sea and converted into salt lakes· used in cases of scrofula, rickets, chronic rheumatism, and chronic skin diseases **milk c.**, an exclusive diet of milk as a means of treatment **movement c.** See *kinesitherapy*. **potato c.**, treatment of foreign bodies in the alimentary canal by ingesting mashed potatoes. **starvation c.**, the treatment of a disease by a restricted diet. **terrain c.**, a method of treatment for a weak heart, neurasthenia, corpulence, etc., consisting of systematic

exercise, mountain-climbing, and regulation of diet. **thirst c.**, treatment by restricting the intake of fluids. **water c.**, hydrotherapy. **whey c.**, treatment by drinking whey. **work c.**, the treatment of neurasthenia by systematically arranged work.

curet (ku-ret') [Fr.]. A kind of scraper or spoon for removing growths or other matter from the walls of cavities. **Hartmann's c.**, a curet for removing adenoids.

curettage (ku-ret-ahzh') [Fr.]. The use of, or treatment by, the curet. In dentistry, apoxesis.

curette (ku-ret'). See *curet*.

curettement (ku-ret'ment). Same as *curettage*.

curie (koo're) [Marie Sklodowska *Curie*, Polish chemist in Paris, born 1867, the discoverer of radium]. The standard unit for measuring radium emanations. It is the amount of radium emanations in equilibrium with a gram of radium element.

curiegram (koo're-gram). A print made by radium emanation on a photographic plate.

curietherapy (koo-re-ther'ap-e). Radium therapy.

curin (ku'rin). A crystalline alkaloid, $C_{18}H_{19}NO_8$, from curare: it paralyzes the nervous system.

current (kur'ent) [L. *cur'rens* running]. 1. Anything which flows. 2. The stream of electricity which moves along a conductor. An electric current is due to a difference of potential between two points, this difference being measured in volts. The speed of flow depends on the difference of potential and the resistance to be overcome and is measured in amperes. The quantity of current is measured in coulombs. **abneral c.**, an electric current passing from a nerve to and through a muscle. **action c.**, an electric current occurring during the action of a muscle or nerve. **after-c.**, a current produced in a muscle and nerve when an electric current which has been flowing through it has stopped. **alternating c.**, an electric current which is alternately direct and reversed. **anionic c.**, that part of the electric current carried by the anion. **ascending c.** See *centripetal c.* **axial c.**, the central colored part of the blood-current. **battery c.**, a galvanic current. **blaze-c.**, an electric current produced in living tissue by mechanic stimulation. **centrifugal c.**, an electric current in the body with the positive pole near the nerve-center and the negative at the periphery; called also *descending c.* **centripetal c.**, an electric current passing through the body with the positive electrode on the nerve or at the periphery and the negative near the nerve-center: called also *ascending c.* **compensating c.**, an electric current used to neutralize the intensity of a muscle current. **constant c.**, **continuous c.**, an uninterrupted galvanic current. **d'Arsonval c.**, the high potential discharge of a condenser or pair of condensers through a large solenoid of wire, producing alternations at the rate of 200,000 to 1,000,000 times a second. Such currents are used therapeutically to stimulate metabolism. **demarcation c.**, an electric current passing from an ininjured nerve to an injured or dead portion of the same nerve; called also *current of injury*. **descending c.** See *centrifugal c.* **direct c.**, a current whose direction is always the same. **electric c.**, the flow of electricity through a conductor. **electrostatic c.** See *static c.* **electrotonic c.**, a current induced in the sheath of a nerve by a current passing through the conducting part of that nerve. **electrovital c's**, two electric currents supposed to exist in animal bodies; called also *neuro-electric c's.* **extra c.**, an induced current produced in a faradic battery in addition to the regular primary and induced currents. **eye-c.**, an electric current passing from the cornea to the optic nerve under the influence of light. **faradic c.**, an alternating current of induced electricity. **galvanic c.**, an electric current from a battery. **high-frequency c.**, an alternating current with oscillations backward and forward at the rate of about 500,000 a second. See *d'Arsonval c.* **high-potential c.**, **high-tension c.**, a current having a high electromotive force. **induced c.**, electricity in a circuit generated by proximity to another current. **inducing c.**, the current which induces a secondary current. **c. of injury.** See *demarcation c.* **interrupted c.**, a current which is frequently opened and closed **labile c.**, a current applied to the body with electrodes moving over the surface. **le Duc's c.**, a sinusoidal current applied with the negative pole on the head and the positive pole over the kidneys. It produces unconsciousness similar to that of ether or chloroform, from which the subject emerges as soon as the current is removed. **Morton's c.**, a series of electric charges from a Leyden jar, the jar being constantly recharged from a static machine. **oscillating c.**, a current which reverses periodically and rapidly in direction of flow. **Oudin c.**, a high-frequency current applied from one pole only of the machine. **reversed c.**, a current which is frequently made to reverse its direction. **secondary c.**, an induced current. **sinusoidal c.**, an alternating faradic current in which the potential rises gradually from zero to a maximum, and then gradually returns to zero or to a minimum. **stabile c.**, a current applied to the body with both electrodes stationary. **static c.**, **spark-gap c.**, an electric current derived from a static apparatus. **swelling c.**, a current which is alternately weak and strong. **Tesla's c.** Same as *d'Arsonval c.*

curriculum (kur-ik'u-lum) [L.]. A regular and established course of study.

Curschmann's disease, spirals (koorsh'manz) [Heinrich *Curschmann*, physician in Leipzig, 1846–1910] See *disease, spiral.*

curtometer (kur-tom'et-er). Same as *cyrtometer.*

curvature (kur'va-tūr). Deviation from a rectilinear direction. See *kyphosis, lordosis, scoliosis.* **angular c.**, **Pott's c.**, abnormal curvature of the spinal column due to vertebral disease. **backward c.**, lordosis. **gingival c.**, the curvature of the gum where it is attached to the neck of a tooth. **lateral c.**, scoliosis.

curve (kurv) [L. *cur'vum*]. A non-angular deviation from a straight course in a line or surface. **alinement c.**, the curve formed by the alinement of the teeth. **Barnes's c.**, the segment of a circle whose center is the promontory of the sacrum, the concavity looking dorsad. **buccal c.**, the curve of the dental arch from the canine tooth to the third molar. **c. of Carus**, the normal axis of the pelvic outlet. **Damoiseau's c.**, Ellis' line. See under *line.* **dental c.**, the curve of the teeth. The various portions in the curve are distinguished as follows: *alinement c.*, that portion which passes through the center of the teeth; *buccal c.*, the portion from cuspid to third molar; *compensating c.*, the occlusal line of bicuspids and molars; *labial c.*, the portion from cuspid to cuspid. **c. of Ellis and Garland.** See *Ellis's line*, under *line.* **frequency c.**, in statistics, a curve representing graphically the probabilities of different numbers of recurrences of an event. **Harrison's c.** See *Harrison's groove*, under *groove.* **labial c.**, the curve of the dental arch between the two canine teeth. **muscle c.**, a myogram. **Price-Jones c.**, a graphic curve representing the variation in the size of the red blood-corpuscles: used in studying cases of anemia. **Spee's c.**, a curved line touching the tops of the buccal cusps of the teeth from the first bicuspid to the third molar. **tension c's**, curved lines in which the cancellous tissue of bones is arranged according to the directions of tension exerted on the bones. **Traube's c's, Traube-Hering c's**, high bold curves seen in the tracings of the sphygmograph when respiration has been completely arrested. **Wunderlich's c.**, the typical curve of typhoid fever.

cuscamidin (kus-kam'id-in). A cinchona alkaloid.

cuscamin (kus-kam'in). One of the cinchona alkaloids.

cusco bark (kus'ko). A variety of cinchona.

Cusco's speculum (koos'kōz) [Edouard Gabriel *Cusco*, French surgeon, 1819–1894]. See *speculum*.

cusconidin (kus-kon'id-in). A cinchona alkaloid, $C_{28}H_{28}N_2O_4$.

cusconin (kus'ko-nin). An alkaloid of cinchona, $C_{23}H_{26}O_4N_2.2H_2O$.

Cuscuta (kus-ku'tah) [L.] A genus of parasitic convolvulaceous plants, the dodders. Many species are employed as medicines.

Cushing's law (koosh'ingz) [Harvey *Cushing*, Boston surgeon, born 1869] See under *law*

Cushing's suture (koosh'ingz) [Hayward W. *Cushing*, contemporary Boston surgeon] See *suture*.

cushion (koosh'un) An anatomic structure resembling a cushion. **coronary c.**, the cushion-like band of vascular tissue at the upper edge of the wall of the hoof of the horse. It is concerned in the secretion of the horny wall. Called also *coronary band* and *coronary rug*. **c. of the epiglottis**, a median elevation of the mucous membrane within the larynx, below the epiglottis. **eustachian c.**, a part of the posterior cartilaginous wall of the eustachian tube. **Passavant's c.**, a ridge projecting from the posterior and lateral walls of the nasopharynx, at the level of the free margin of the soft palate, in persons with sclerotic or atrophic rhinitis. It acts with the soft palate in closing the opening from the nose to the oropharynx. **plantar c.**, a wedge-shaped mass of elastic tissue overlying the frog of a horse's foot. **sucking c's**, a pair of capsules filled with fatty lobules overlying the buccinator muscles in young infants.

cusol (ku'sol). A solution of copper citrate containing sodium chlorid and borocitrate, used in eye and skin diseases.

cusp (kusp). A tapering projection; especially one of the projections upon the crown of a tooth, and one of the pointed segments of a cardiac valve.

cusparia (kus-pa're-ah). Angustura.

cusparin (kus'par-in). A crystalline alkaloid, $C_{19}H_{17}NO_3$, from the bark of *Galipea cusparia*.

cuspid (kus'pid). A tooth having one cusp or point —a canine tooth.

cuspidate (kus'pid-āt) [L. *cuspida'tus*]. Having a cusp or cusps.

cuspis (kus'pis). L for *cusp*.

cusso (kus'o). See *kousso*.

cusylol (ku'si-lol). A combination of cuprum citricum and sodium borocitricum used as a bactericide in gonorrhea.

cutal (ku'tal). Same as *cutol*.

cutaneous (ku-ta'ne-us) [L. *cu'tis* skin]. Pertaining to the skin.

cute (kūt). The local name in Venezuela for a skin disease marked by the presence of bright yellow patches. It is probably tinea flava.

Cuterebra (ku-ter-e'brah). A genus of flies, the rabbit bot flies, whose larvæ infest rabbits.

cuticle (ku'tik-l) [L. *cutic'ula*, from *cu'tis* skin]. The epidermis or outer layer of the skin. **dental c.**, **enamel c.**, the cuticula dentis. **keratose c.**, the outer surface layer of the pigment-cells of the eye.

cuticolor (ku-tik'o-lor) [L. *cu'tis* skin + *co'lor* color]. Having the color of the skin.

cuticula dentis (ku-tik'u-lah den'tis) [L. "skin of a tooth"]. The membrane (*Nasmyth's membrane*) covering the enamel of an unworn tooth. Called also *enamel cuticle*.

cuticularization (ku-tik"u-lar-i-za'shun). The formation of skin upon a sore or wound.

cuticulum of Flechsig (ku-tik'u-lum). A layer of flat cells on the external surface of the neuroglia.

cutidure, cutiduris (ku'tid-ūr, ku-tid-u'ris). The coronary cushion of horses. See under *cushion*.

cutigeral cavity (ku-tij'e-ral). See under *cavity*.

cutin (ku'tin) [L. *cu'tis* skin]. 1. A waxy substance which, combined with cellulose, forms the cuticle of plants. 2. A preparation of the gut of the ox, used as a substitute for catgut and silk and as a dressing for wounds.

cutinization (ku-tin-iz-a'shun). The operation of lining a cavity, such as a fistulous cavity in bone, with skin.

cuti-reaction (ku"te-re-ak'shun) [L. *cu'tis* skin + *reaction*] A local reaction of the skin, occurring in certain infections, following the inoculation or application of an extract of the organism which causes the infection. It is employed for the diagnosis of the disease, most commonly in tuberculosis, but also in typhoid, syphilis, glanders, etc. See *Lautier's test*, *Moro reaction*, *Pirquet's reaction*. **differential c.**, inoculation at one and the same time of old tuberculin, a filtrate of human tubercle bacilli, and a filtrate of bovine tubercle bacilli in order to determine whether the patient is tuberculous or not, and if he is, whether the infection is human or bovine.

cutis (ku'tis) [L. *cu'tis* skin]. The true skin, or derma. **c. anseri'na**, "goose-flesh": erection of the papillæ of the skin, as from cold or shock. **c. elas'tica**, abnormal elasticity of the skin, which may be pulled to some distance. **c. hyperplas'tica**, a condition in which the skin is loosely attached to the underlying tissue and has the property of great elasticity and distensibility; called also *elastic skin* and *cutis elastica*. **c. lax'a**, dermatolysis **c. marmora'ta**, a transitory mottling of the skin sometimes occurring in exposure of the skin to cold **c. pen'dula**, "hanging skin"; abnormal flabbiness of the skin. **c. pen'silis**, dermatolysis. **c. testa'cea**, "shelly skin": general seborrhea. **c. unctuo'sa**, "greasy skin": seborrhea **c. ve'ra**, "true skin"; the derma or corium. **c. ver'ticis gyra'ta**, a condition in which the skin of the scalp of the crown and back of the head lies in furrows. The condition is allied to dermatolysis.

cutisector (ku'te-sek-tor) [L. *cu'tis* skin + *sec'tor* cutter]. An instrument for removing bits of skin.

cutitis (ku-ti'tis). Dermatitis, or inflammation of the skin.

cutituberculin reaction (ku"te-tu-ber'ku-lin). See under *reaction*.

cutization (ku-tiz-a'shun). The change of exposed mucous membrane into true skin.

cutol (ku'tol). Aluminum borotannate; a proprietary antiseptic and astringent preparation containing boric and tannic acids with an aluminum salt used in skin diseases.

Cuvier's duct (koo've-āz) [Georges Léopold Chrétien Frédéric Dagobert, Baron *Cuvier*, French naturalist, 1769–1832]. See *duct*.

C. V. Abbreviation for L. *cras ves'pere*, tomorrow evening.

Cwt. Abbreviation for *hundredweight*.

Cx. Abbreviation for *convex*.

Cy. Symbol for *cyanogen*.

cyanalcohol (si-an-al'ko-hol). Same as *cyanhydrin*.

cyanamid (si-an'am-id). Carbamic acid nitril, $CN.NH_2$ or $NH.C.NH$, the anhydrid of urea.

cyanemia (si-an-e'me-ah) [Gr. *κύανος* blue + *αἷμα* blood]. Bluishness of the blood, as in cyanosis.

cyanephidrosis (si"an-ef-id-ro'sis) [Gr. *κύανος* blue + *ἐφίδρωσις* sweat]. The excretion of bluish sweat.

cyanhematin (si-an-hem'at-in). A compound of cyanogen and hematin.

cyanhemoglobin (si"an-hem-o-glo'bin). A compound formed in the blood by the action of hy-

drocyanic acid on hemoglobin. It gives the blood a bright-red color.

cyanhidrosis (si"an-hid-ro'sis). Same as *cyanephidrosis*.

cyanhydrin (si-an-hi'drin). A compound formed by the addition of HCN to the aldehyd or ketone group.

cyanic acid (si-an'ik). See *acid*.

cyanid, cyanide (si'an-id, si'an-īd). Any binary compound of cyanogen.

cyanin (si'an-in). An indicator with a PH range of 7 to 8.

cyanmethemoglobin (si"an-met-he-mo-glo'bin). A crystalline substance formed by the action of hydrocyanic acid on methemoglobin in the cold or on oxyhemoglobin at the body temperature

cyanochroia (si"an-o-kroi'ah) [Gr. *κύανος* blue + *χροιά* color]. Bluishness of the skin, cyanosis.

cyanocuprol (si"an-o-ku'prol). Potassium and copper cyanid: used in tuberculosis.

cyanoderma (si"an-o-der'mah) [Gr. *κύανος* blue + *δέρμα* skin]. Blue discoloration of the skin.

cyanoform (si-an'o-form). A crystalline substance, $CH(CN)_3$, formed by the action of potassium cyanid on chloroform.

cyanogen (si-an'o-jen) [Gr. *κύανος* blue + *γεννᾶν* to produce]. The halogen radical CN; also CN.CN (dicyanogen), the latter an exceedingly poisonous gas. **c. bromid,** a lethal war gas, BrCN **c. chlorid,** a gas, ClCN, used for fumigating houses, ships, etc It is as lethal for rats and other vermin as HCN, but less dangerous to man, as it causes lacrimation.

cyanogenesis (si"an-o-jen'es-is) [*cyanogen* + Gr. *γένεσις* production] The formation or production of cyanogen or hydrocyanic acid.

cyanogenetic (si"an-o-jen-et'ik). Producing cyanogen or hydrocyanic acid.

cyanolophia (si"an-o-lo'fe-ah) [Gr. *κύανος* blue + *λοφιά* ridge]. A specific infectious disease of fowls known as avian pest.

cyanomycosis (si"an-o-mi-ko'sis) [Gr. *κύανος* blue + *μύκης* fungus]. The development of *Micrococcus pyocyaneus* in pus.

cyanopathy (si-an-op'ath-e) [Gr. *κύανος* blue + *πάθος* disease]. Cyanosis.

cyanophil (si-an'o-fil). 1. Cyanophilous. 2. A cell or other histologic element readily stainable with blue.

cyanophilous (si-an-of'il-us) [Gr. *κύανος* blue + *φιλεῖν* to love]. Stainable with blue dyes.

cyanophoric (si"an-o-for'ik). Bearing hydrocyanic acid: used in the case of glucosids that yield hydrocyanic acid on hydrolysis.

cyanophose (si'an-o-fōz) [Gr. *κύανος* blue + *φῶς* light]. A blue phose.

Cyanophyceæ (si"an-o-fi'se-e) [Gr. *κύανος* blue + *φῦκος* seaweed]. An order of algæ including the families Bacteriaceæ and Nostocaceæ.

cyanopia, cyanopsia (si-an-o'pe-ah, si-an-op'se-ah) [Gr. *κύανος* blue + *ὤψ* eye]. Vision in which all objects appear to be blue.

cyanosed, cyanotic (si'an-ōzd, si-an-ot'ik). Affected with or pertaining to cyanosis.

cyanosis (si-an-o'sis) [Gr. *κύανος* blue]. 1. Blueness of the skin, often due to cardiac malformation causing insufficient oxygenation of the blood. 2. Any bluish discoloration of the skin. **c. bul'bi.** 1. Congenital violet flecks in the sclera (Liebisich). 2. Bluish discoloration of the white of the eye in cyanosis (Hirschfeld). **enterogenous c.,** cyanosis attributed to the absorption of toxic matter from the intestine without cardiac or pulmonary lesions or evidences of drug poisoning. Methemoglobin or sulphemoglobin are found in the blood. **false c.,** cyanosis due to the presence of pigment and not to deficient oxygenation of the blood. **heliotrope c.,** cyanosis in influenzal septicemia in which the facies assumes a heliotrope or lilic color. Such cyanosis indicates a grave condition of the patient.

cyanotic (si-an-ot'ik). Cyanosed.

Cyanthomas'tix hom'inis. Same as *Chilomastix hominis*.

cyanurin (si-an-u'rin) [Gr. *κύανος* blue + *οὖρον* urine]. Indigo-blue found in the urine on the addition of a mineral acid to it.

cyarsal (si-ar'sal). 1. The potassium salt of an oxybenzoic acid to the nucleus of which mercury (46 per cent) is fixed. 2. Paracyanmercurialized salicylic acid, used in the treatment of syphilis.

cyasma (si-az'mah). Pigmentation of the skin in pregnancy.

Cyath. Abbreviation for L. *cyathus*, a glassful.

Cyath. vin. Abbreviation for L *cyathus vinarius*, a wineglass

cyathus (si'a-thus) [Gr *κύαθος* cup]. The canal of the infundibulum cerebri.

Cyclamen (sik'lam-en) [L.]. A genus of primulaceous plants. *C. europæ'um* has an acrid, cathartic root.

cyclamin (sik'lam-in). A glucosid, $C_{20}H_{34}O_{10}$, from *Cyclamen europæum:* strongly purgative and emetic.

cyclarthrodial (sik-lar-thro'de-al). Pertaining to a cyclarthrosis.

cyclarthrosis (sik-lar-thro'sis) [Gr *κύκλος* circle + *arthrosis*] A pivot-joint, a joint which permits rotation called also *rotatory diarthrosis* and *lateral ginglymus*.

Cyclas'ter scarlatina'lis. A body, supposed to be protozoan, found in the epithelial cells of the epidermis and in the corium in scarlet fever. They are possibly the cause of scarlet fever.

Cyclaste'rion scarlatina'le. A name proposed by Mallory for *Cyclaster scarlatinalis*.

cycle (si'kl) [Gr. *κύκλος* circle]. A round or succession of symptoms. **aberrant c.,** the formation of a communication between the pulmonary and bronchial vessels, due to congestion caused by mitral stenosis. **asexual c.,** generation by budding or division of the parent organism **biliary c.** See *Schiff's biliary c.* **cardiac c.,** a complete cardiac movement or heart-beat The period from the beginning of one heart beat to the end of another; the systolic and diastolic movement, with the interval between them **cytoplasmic c.,** that stage in the life of a parasite during which it lives in cytoplasm of the cells of the host **endogenous c.,** that portion of the life of a protozoan parasite which is spent within the body of its vertebrate host. **exogenous c.,** that part of the life of a protozoan parasite which is spent in the body of its invertebrate host **forced c.,** a cardiac cycle which is interrupted by a forced beat **genesial c.,** the reproductive period of a woman's life **human c.,** the schizogenic stage of a protozoan parasite when it passes that stage in the human body. **intranuclear c.,** that stage in the life of a microorganism during which it lives in the nuclei of the cells of the host **life c.,** the entire life of a protozoan blood parasite, including the endogenous and exogenous cycles. **mosquito c.,** the sporogenic cycle of a malarial parasite. **restored c.,** a cardiac cycle following a returning cycle and taking up the normal rhythm. **returning c.,** a cardiac cycle which begins with an extrasystole. **Schiff's biliary c.,** bile salts secreted along with the bile are absorbed by the intestinal villi and are then conveyed back to the liver, where they are used over again. **schizogenic c., schizogenous c.,** the asexual cycle in protozoa during which growth and segmentation occur **sexual c.,** generation of beings from an ovum or female gametocyte. **sporogenic c., sporogenous c.,** the sexual cycle in protozoa which is usually passed in another host, often an insect.

cyclectomy (sik-lek'to-me) [Gr. *κύκλος* circle, ciliary body + *ἐκτομή* excision]. 1. Excision of a piece of the ciliary body. 2. Excision of a portion of the ciliary border of the eyelid.

cyclencephalus (sik-len-sef'al-us) [Gr. *κύκλος* circle + *ἐγκέφαλος* brain]. A monster-fetus with the eyes blended into one.

cyclic (sik'lik) [Gr. *κυκλικός*]. Pertaining to or occurring in a cycle or cycles. The term is applied to chemical compounds which contain a ring of atoms in the nucleus. See *closed chain*, under *chain*.

cyclicotomy (sik-le-kot'o-me) [Gr. *κύκλος* circle + *τέμνειν* to cut] Division of the ciliary body for the purpose of relieving tension in glaucoma.

cyclitis (sik-li'tis). [Gr. *κύκλος* ring]. Inflammation of the ciliary body **heterochromic c.**, chronic cyclitis producing difference in the color of the two irides **plastic c.**, cyclitis with exudation of fibrinous matter into the anterior chamber. **pure c.**, inflammation of the ciliary body without involvement of the iris **purulent c.**, suppuration in the ciliary body **serous c.**, simple inflammation of the ciliary body, serous iritis.

cyclo-. A prefix indicating a cyclic chemical structure. See *cyclic*

cyclocephalus (si-klo-sef'al-us) [Gr. *κύκλος* circle + *κεφαλή* head] A monster in which the eyes are fused into one, a cyclops.

cycloceratitis (si''klo-ser-at-i'tis) [Gr *κύκλος* circle + *keratitis*]. Inflammation of the cornea and ciliary body

cyclochoroiditis (si''klo-ko-roid-i'tis) [Gr. *κύκλος* circle + *choroid*] Inflammation of the choroid and of the ciliary body.

cyclodialysis (si''klo-di-al'is-is) [Gr. *κύκλος* circle + *διάλυσις* dissolution]. The operation of forming a communication between the anterior chamber of the eye and the suprachoroidal space done for glaucoma.

cycloduction (si-klo-duk'shun) [Gr. *κύκλος* circle + *duction*] The duction of the eyeball produced by the oblique muscle

cycloform (si'klo-form) Isobutyl paraminobenzoate, $NH_2C_6H_4COOCH_2.CH(CH_3)_2$ used as a local anesthetic and vulnerary.

cycloid (si'kloid). Containing a ring of atoms: said of organic chemic compounds

cyclokeratitis (si''klo-ker-at-i'tis). Cycloceratitis.

cyclophoria (si-klo-fo're-ah) [Gr *κύκλος* circle + *φόρος* bearing] Rotational heterophoria, rotation of the eyeball due to insufficiency of the oblique muscles.

cyclopia (si-klo'pe-ah) The state of a cyclops.

cycloplegia (si-klo-ple'je-ah) [Gr. *κύκλος* circle + *πληγή* stroke] Paralysis of the ciliary muscle.

cycloplegic (si-klo-ple'jik). Causing cycloplegia: also a drug so acting.

cyclops (si'klops) [Gr *κύκλος* circle + *ὤψ* eye]. 1 A fetal monster with one median eye, or two eyes blended. 2 A genus of fresh water crustaceans. **C. corona'tus,** the water-flea is an intermediate host of *Dracunculus medinensis*

cyclopterin (si-klop'ter-in). A protamin derived from the spermatozoa of the lump-sucker, *Cyclop'terus lum'pus*.

cycloscope (si'klo-skōp) [Gr. *κύκλος* circle + *σκοπεῖν* to view] Donders' apparatus for measuring the field of vision.

cyclosis (si-klo'sis) [Gr. *κύκλωσις* circulation]. The movement of protoplasm within a plant-cell.

Cyclos'spora caryol'itica. A pathogenic protozoan found in pernicious enteritis in the hedgehog (Schaudinn, 1902).

cyclotherapy (si-klo-ther'ap-e) [*cycle* + Gr. *θεραπεία* treatment]. Use of the bicycle in treatment of disease.

cyclothymia (si-klo-thim'e-ah) [Gr. *κύκλος* circle + *θυμός* mind]. Cyclic insanity (Kahlbaum).

cyclothymiac (si-klo-thim'e-ak). 1. Affected with cyclic insanity. 2. A person affected with cyclic insanity.

cyclothymosis (si''klo-thi-mo'sis) Any mental disease of the cyclothymic and manic-depressive group (Southard).

cyclotome (sik'lo-tōm). A cutting instrument for use in cyclotomy or other operations upon the eye.

cyclotomy (si-klot'o-me) [Gr. *κύκλος* circle + *τέμνειν* to cut]. Division of or incision into the ciliary muscle.

cydonin (si-do'nin). A mucilaginous principle, $C_{13}H_{28}O_{14}$, from the seeds and carpels of the quince.

cydonium (si-do'ne-um) [L.]. The quince; the fruit of *Cydo'nia vulga'ris;* also its mucilaginous seeds and carpels.

cyema (si-e'mah) [Gr *κύημα* the product of pregnancy]. The product of conception during all its stages.

cyemology (si-e-mol'o-je) [Gr. *κύημα* embryo + *λόγος* treatise]. Embryology.

cyesedema (si-e-se-de'mah) [Gr *κύησις* pregnancy + *edema*] A peculiar bloating of the body, especially of the face, sometimes seen in pregnant women.

cyesiognosis (si-e''se-og-no'sis) [Gr. *κύησις* pregnancy + *γνῶσις* knowledge]. Diagnosis of pregnancy.

cyesiology (si-e''ze-ol'o-je) [Gr *κύησις* pregnancy + *λόγος* treatise] The sum of knowledge regarding pregnancy.

cyesis (si-e'sis) [Gr. *κύησις*]. Pregnancy.

cyesœdema. See *cyesedema*.

cygnin (sig'nin) An alkaloid, $C_{12}H_{22}N_2O_3$, from *Gastrolobium oblongum*. It is a convulsant poison.

Cyl., cyl. Abbreviations for *cylinder* or *cylindric lens*.

cylicotomy (sil-ik-ot'o-me) [Gr. *κύλιξ* cup + *τομή* cut] Surgical division of the ciliary muscle.

cylinder (sil'in-der). A solid body shaped like a column; especially a cylindric cast or cylindric lens. **Bence-Jones c's,** cylindric gelatinous bodies forming the contents of the seminal vesicles. **Külz's c.** See *coma cast*, under *cast*. **Leydig's c's,** bundles of muscular fibers separated by partitions of protoplasm.

cylindrarthrosis (sil''in-drar-thro'sis) [*cylinder* + Gr. *ἄρθρωσις* joint] A joint in which the articular surfaces are cylindric

cylindraxile (sil-in-draks'il) An axis-cylinder.

cylindric, cylindrical (sil-in'drik, sil-in'drik-al). Pertaining to or shaped like a cylinder.

cylindriform (sil-in'drif-orm). Resembling or shaped like a cylinder

cylindro-adenoma (sil-in''dro-ad-en-o'mah). A tumor formed by the hyaline degeneration of an adenoma and containing cylindric masses of hyaline matter

cylindrocellular (sil''in-dro-sel'u-lar). Composed of or containing cylindric cells.

cylindrodendrite (sil''in-dro-den'drīt). Same as *paraxon*.

cylindroid (sil-in'droid) [Gr *κυλινδροειδής* cylindric] 1. Somewhat cylindric. 2. A spurious or mucous cast in the urine, of various origin and of various forms, though generally they resemble hyaline casts, differing from the latter in that they taper to a slender tail which is often twisted or curled upon itself

cylindroma (sil-in-dro'mah) [Gr. *κύλινδρος* cylinder]. A variety of myxosarcoma, so called from its somewhat cylindric cells (Billroth). The tumor is usually seen about the face, and especially in the orbit.

cylindrosarcoma (sil-in''dro-sar-ko'mah). A tumor containing both cylindromatous and sarcomatous elements.

cylindruria (sil-in-dru're-ah) [Gr. *κύλινδρος* cylinder + *οὖρον* urine]. The presence of tube casts in the urine.

cyllin (sil'in). A disinfectant preparation of creolin.

cyllosis (sil-o'sis) [Gr. *κύλλωσις*]. Club-foot or other like deformity of the foot or leg.

cylotropin. A solution of sodium salicylate (0.8 gm) and caffein sodium salicylate (0.2 gm.) in 40 per cent. urotropin. used as a urinary antiseptic and diuretic.

cymarin (si-mar'in). A colorless crystalline compound obtained from *Apoc'ynum cannab'inum* and *A. androsæmifo'lium:* used like digitalis. Dose, oral, $\frac{2}{100}$ gr. (0.0003 gm), intravenous or intramuscular, $\frac{1}{10}$–$\frac{1}{60}$ (0.0005–0.001 gm).

cymba con'chæ (sim'bah). The upper part of the concha of the ear.

cymbocephalic, cymbocephalous (sim''bo-sef-al'ik, sim-bo-sef'al-us) [Gr. *κύμβη* boat + *κεφαλή* head]. Having a boat-shaped head.

cymbocephaly (sim-bo-sef'al-e). The condition of being cymbocephalic.

cyme (sīm). A form of inflorescence composed of a flat-topped cluster of blossoms.

cymene (si'mēn) A hydrocarbon, $CH_3.C_6H_4.C_3H_7$, occurring in the oils of cumin, thyme, and eucalyptus.

cymogen (si'mo-jen). Specially prepared and modified rennin for milk curdling in infant feeding

cymograph (si'mo-graf). Same as *kymograph.*

cynanche (si-nan'ke) [Gr. *κύων* dog + *ἄγχειν* to choke]. Severe sore throat with threatened suffocation. **c. malig'na,** a gangrenous or putrid sore throat, often diphtheric or scarlatinal. **c. sublingua'lis,** inflammation of the submaxillary connective tissue. **c. tonsilla'ris.** See *quinsy.*

cynanthropy (si-nan'thro-pe) [Gr. *κύων* dog + *ἄνθρωπος* man]. Insanity in which the patient considers himself, or behaves like, a dog.

cynapin (sin'ap-in) [Gr *κύων* dog + *ἄπιον* parsley]. A poisonous crystalline alkaloid from *Æthu'sa cyna'pium,* or fool's-parsley.

cynarase (si'nar-āz). A ferment derived from the plant *Cynara.*

cyniatria, cyniatrics (sin-e-at-re'ah, sin-e-at'-riks) [Gr. *κύων* dog + *ἰατρεία* cure]. That branch of veterinary medicine which treats of diseases of dogs.

cynic (sin'ik) [Gr. *κυνικός*]. Dog-like. **c. spasm.** See *spasm.*

cynobex (si'no-beks) [Gr. *κύων* dog + *βήξ* cough]. The barking cough of early youth.

cynocephalic (si''no-sef-al'ik) [Gr. *κύων* dog + *κεφαλή* head]. Having a head shaped like that of a dog

cynoctonin (si-nok'to-nin) [Gr *κύων* dog + *κτείνειν* to kill]. An amorphous poisonous alkaloid, $C_{36}H_{55}N_2O_{13}$, from *Aconitium septentrionale.*

Cynomyia (si-no-mi'e-ah). A genus of blue-bottle flies which deposits its larvæ in decaying meat

cynophobia (si-no-fo'be-ah) [Gr. *κύων* dog + *φόβος* fear]. Spurious hydrophobia.

cynorexia (si-no-reks'e-ah) [Gr. *κύων* dog + *ὄρεξις* appetite]. Morbidly excessive hunger; bulimia.

cynothyrotoxin (si-no-thi-ro-tok'sin) [Gr. *κύων* dog + *thyrotoxin*]. A hypothetic substance assumed to occur normally in thyroid of dogs and to be toxic for man.

cynotoxin (si-no-toks'in). A bitter, crystalline principle, $C_{20}H_{24}O_{61}$, from *Apocynum cannabinum.*

cynurenic acid (sin-u-ren'ik). See under *acid.*

cynurin (sin'u-rin). A bitter, colorless, crystalline compound, HOC_9H_6N, prepared from cynurenic acid and cinchonin.

Cyon's nerve (se'onz) [Elie de *Cyon,* a Russian physiologist, 1843–1912]. See under *nerves, table of.*

cyopin (si'o-pin) [Gr. *κύανος* blue + *πύον* pus]. The pigment of blue pus.

Cyperus (si-pe'rus) [L.; Gr. *κύπειρος* rush]. A genus of grass-like sedges or rushes. See *adrue.*

cyphoscoliosis (si-fo-sko-le-o'sis). See *kyphoscoliosis.*

cyphosis (si-fo'sis). See *kyphosis.*

cyphotic (si-fot'ik). See *kyphotic.*

cypridol (sip'rid-ol). A 1 per cent. solution of mercuric iodid in a fixed oil. used in syphilis.

cypridopathy (sip-rid-op'ath-e) [Gr. *Κύπρις* Venus + *πάθος* disease]. A venereal disease.

cypridophobia (sip''rid-o-fo'be-ah) [Gr. *Κύπρις* Venus + *φόβος* fear]. 1. A morbid fear of becoming infected with venereal disease. 2. Morbid dread of sexual intercourse.

cyprinin (sip'rin-in). A protamin obtained from the sperm of the carp.

cypripedin (sip-rip-e'din). A proprietary concentration derived from *Cypripe'dium.* Dose, $\frac{1}{2}$–3 gr. (0.032–0.19 gm.).

Cypripedium (sip-rip-e'de-um) [Gr. *Κύπρις* Venus + *πεδίον* pudendum]. A genus of orchidaceous plants. The rhizome and root of *C. hirsu'tum, C. pubes'cens,* and *C. parviflo'rum,* North American plants, are antispasmodic and nervine, and are used in hysteria, epilepsy, and chorea. Dose, in powder, 15 gr. (1 gm.), of fluidextract, 10–30 min. (0.666–2 c.c.).

cypriphobia (sip-rif-o'be-ah) [Gr. *Κύπρις* Venus + *φόβος* fear]. Morbid dread of coitus.

cyrtograph (sir'to-graf) [Gr. *κυρτός* bent + *γράφειν* to record]. A cyrtometer which registers the movements of the chest wall.

cyrtometer (sir-tom'e-ter) [Gr. *κυρτός* bent + *μέτρον* measure] A device for use in measuring the curves and curved surfaces of the body.

cyrtosis (sir-to'sis) [Gr. *κύρτωσις*]. 1. Same as *kyphosis.* 2. Distortion of the bones.

cyst (sist) [Gr. *κύστις* bladder] Any sac, normal or other, especially one which contains a liquid or semisolid **adventitious c.,** a cyst formed about a foreign body or an exudate. **allantoic c.,** a form of cystic dilatation of the urachus. **apoplectic c.,** a cyst formed in a part by extravasation of blood in apoplexy. **atheromatous c.,** a sebaceous tumor of the skin having pultaceous contents. **Baker's c.,** hernia of the synovial membrane of a joint through an opening in its capsule **blood c.,** a cyst containing extravasated blood. **blue dome c.,** a benign retention cyst of the breast containing straw-colored fluid that shows a blue color when cut down on. **Boyer's c.,** a painless and gradual enlargement of the subhyoid bursa. **branchiogenetic c., branchiogenous c.,** a cyst formed from an incompletely closed branchial cleft. **bursal c.,** a cyst derived from a serous bursa by dilatation. **butter c.** 1. A necrotic mass in a lipoma. 2. A retention cyst of the mammary gland filled with the products of the alteration of milk, such as butyric acid. **chocolate c.,** an ovarian cyst having a dark syrupy or tarry contents, the cyst wall contains structures identical with the uterine mucosa and the dark contents is retained menstrual blood. Formerly called *corpus luteum c.* **chyle c.,** an abnormal sac of the mesentery containing chyle. **colloid c.,** a cyst which contains jelly-like material. **compound c.** Same as *multilocular c.* **corpus luteum c.** See *chocolate c.* **cutaneous c., cuticular c.,** a dermoid cyst. **daughter c.,** a small cyst developed from the wall of a larger one. **dentigerous c.,** a cyst containing teeth. **dermoid c.,** one containing tissues or appendages derived from the epiblast; some examples also contain teratoid remains. **dilatation c.,** a cyst formed by dilatation of a previously existing cavity. **distention c.,** a

collection of watery fluid in a normal, but distended cavity. **echinococcus c.** See *hydatid c* **endothelial c.**, a cyst whose sac has an endothelial lining. **ependymal c.**, a circumscribed dilatation of some part of the ependyma. **epithelial c.**, a dermoid cyst. **extravasation c.**, a cyst formed by hemorrhage into the tissues. **exudation c.**, a cyst formed by an exudate collected in a closed cavity. **false c.**, an adventitious cyst. **follicular c.**, one due to the occlusion of the duct of a follicle or small gland. **gärtnerian c.**, a cystic tumor developed from Gartner's duct. **gas c.**, a small cyst filled with gas, of bacterial origin. **granddaughter c.**, a cyst sometimes seen within a daughter cyst. **hemorrhagic c.**, an encapsulated mass of extravasated blood. **hydatid c.**, a cyst-like tumor found in man, sheep, cattle, and swine which is the cysticercus stage of *Tænia echinococcus*. **I-c.** See *Iodamœba buetschlii*. **implantation c.**, a cyst formed from a piece of skin that has become implanted into the deep tissues. **inclusion c.**, one formed by the inclusion of a small portion of the epiblast within the mesoblast. **involution c.**, a multiple cystic dilatation of the milk-ducts after the menopause. It is not always malignant, but may result in cancer. **iodin c.** See *Iodamœba buetschlii*. **lacteal c.**, a cyst of the breast due to obstruction of a lactiferous duct. **meibomian c.** See *chalazion*. **milk c.** Same as *lacteal c.* **morgagnian c.**, a hydatid of Morgagni. **mother c.**, a cyst inclosing other cysts. **mucous c.**, a retention cyst which contains mucus. **multilocular c.**, a cyst containing many loculi or spaces, which usually are endogenous daughter cysts. **nabothian c's**, small cysts formed by the retention of the secretion of the nabothian follicles. **necrotic c.**, a cyst containing necrotic matter. **neural c.**, a cyst-like dilatation of a ventricle or lymph-space of the brain or spinal cord. **nevoid c.**, an abnormal cyst with vascular walls. **oil c.**, a cyst containing oily matter, due to fatty degeneration of the epithelial lining. **oöphoritic c.**, a cyst of the ovary proper. **pancreatic c.**, a retention cyst of the pancreatic duct. **paranephric c.**, a cyst of the fatty tissue surrounding the kidney. **parent c.**, a mother cyst. **paroöphoritic c.**, a cyst of the parovarium **piliferous c.**, a dermoid cyst containing hair. **proliferous c.**, a cyst which produces multiple daughter cysts often malignant. **psorospermal c.**, a cyst containing psorosperms. **retention c.**, one which is caused by the retention of the secretion of a gland. **sanguineous c.**, a cyst containing blood. **sebaceous c.**, the retention cyst of a sebaceous gland. **secondary c.**, a daughter cyst. **secretory c.**, a cyst produced by retention of the normal secretion of a gland. **seminal c.**, a cyst containing semen. **sequestration c.**, a dermoid cyst separated from the skin, due to embryonic displacement of a piece of skin. **serous c.**, a cyst containing a thin liquid or serum. **soap c.**, a collection of yellow, fatty matter encysted in the breast. **sterile c.**, a true hydatid cyst which fails to produce brood-capsules **sublingual c.** Same as *ranula*. **subsynovial c.**, one caused by the distention of a synovial follicle. **synovial c.**, a distended synovial bursa or tendon-sheath. **tarsal c.**, chalazion. **thecal c.**, distention of a sheath of a tendon. **thyrolingual c.**, a cyst in the neck caused by lack of closure of the primitive thyrolingual duct. **true c.**, any cyst not normal and not formed by the dilatation of a passage or cavity. **umbilical c.** Same as *vitello-intestinal c.* **unilocular c.**, a cyst containing but one cavity. **urachal c.** Same as *allantoic c.* **urinary c.**, a cyst containing urine. **vitello-intestinal c.**, a cyst-like tumor at the umbilicus, caused by persistence of a portion of the umbilical duct. **wolffian c.**, a cyst of the broad ligaments of the uterus, regarded as developed from vestiges of the wolffian body.

cystadenoma (sis"tad-e-no'mah) [*cyst* + *adenoma*]. Adenoma which has undergone cystic degeneration. **c. adamanti'num.** See *adamantinoma*. **c. par'tim sim'plex par'tim papillif'erum**, a combination of simple and papillary cystadenoma.

cystadenosarcoma (sis-tad"en-o-sar-ko'mah). Cystadenoma blended with sarcoma.

cystalgia (sis-tal'je-ah) [Gr. κύστις bladder + ἄλγος pain]. Pain in the bladder.

cystamin (sis-tam'in). A urinary antiseptic useful in cystitis, phosphaturia, and gout. Dose, 5–10 gr. (0.333–0.666 gm.).

cystatrophia (sis-tat-ro'fe-ah) [Gr. κύστις bladder + ἀτροφία atrophy]. Atrophy of the bladder.

cystauchenitis (sis"taw-ken-i'tis) [Gr. κύστις bladder + αὐχήν neck]. Inflammation of the neck of the bladder.

cystauchenotomy (sis"taw-ken-ot'o-me) [Gr. κύστις bladder + αὐχήν neck + τομή cut]. Surgical incision of the neck of the bladder.

cystazol (sis'taz-ol). A proprietary name for hexamethylenetetramin-sodio-benzoate: used as an antiseptic in cystitis and bacillary infections of the genito-urinary tract.

cystectasia, cystectasy (sis-tek-ta'se-ah, sis-tek'-ta-se) [Gr. κύστις bladder + ἔκτασις dilatation]. Slitting of the membranous portion of the urethra and dilatation of the neck of the bladder for the extraction of stone.

cystectomy (sis-tek'to-me) [Gr. κύστις bladder + ἐκτομή excision] 1. Excision of a cyst. 2. Excision of a bladder, especially the gall-bladder.

cystein (sis-te'in). An amino-acid produced by the digestion or by the acid hydrolysis of proteins. It is alpha-amino-beta-thio-lactic acid, $SH.CH_2.CH(NH_2).COOH$. It is easily oxidized to cystin and is sometimes found in the urine.

cystelcosis (sis-tel-ko'sis) [Gr. κύστις bladder + ἕλκωσις ulceration]. Ulceration of the bladder.

cystencephalus (sis-ten-sef'al-us) [Gr. κύστις bladder + ἐγκέφαλος brain]. A fetal monster with a membranous sac in place of a brain.

cystendesis (sis-ten-de'sis) [Gr. κύστις bladder + ἔνδησις suturation]. Suturation of a wound of the gall-bladder or of the urinary bladder.

cysterethism (sis-ter'eth-izm) [Gr. κύστις bladder + ἐρεθισμός erethism]. Irritability of the bladder.

cysthypersarcosis (sist-hi"per-sar-ko'sis) [Gr. κύστις bladder + ὑπέρ over + σάρκωσις growth of flesh]. A thickening of the muscular coat of the bladder.

cystic (sis'tik) [Gr. κύστις bladder]. Pertaining to a cyst or to the urinary bladder.

cysticercoid (sis-te-ser'koid). A form of larval tapeworm resembling cysticercus, but having the bladder small and almost devoid of fluid.

cysticercosis (sis-te-ser-ko'sis). The condition of being infected with cysticerci.

Cysticercus (sis-te-ser'kus), pl. *cysticer'ci* [Gr. κύστις bladder + κέρκος tail]. A larval form of the tapeworm in which the scolex is enclosed in a bladder-like cyst. See *hydatid*. **C. acantho'trias**, a species found in the dura mater of the human brain. **C. bo'vis**, the larva of *Tæ'nia sagina'ta*, found in the muscles of the ox. **C. cellulo'sæ**, the larva of *Tæ'nia so'lium*, or pork tapeworm of man. It is found in the muscles of the pig and sometimes in those of man from auto-infection. **C. fasciola'ris**, the larval stage

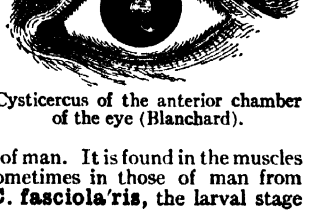

Cysticercus of the anterior chamber of the eye (Blanchard).

of Tænia crassicollis. It causes spindle-celled sarcomata in the livers of rats. **C. tenuicol'lis,** a hydatid found in the abdominal cavity of swine, sheep, and occasionally of man. It is the larva of *Tæ'nia margina'ta* of the dog

cysticolithectomy (sis"tik-o-lith-ek'to-me) [Gr. *κύστις* bladder + *λίθος* stone + *ἐκτομή* excision]. Removal of stone from the gall-bladder by an incision through the cystic duct.

cysticorrhaphy (sis-tik-or'af-e) [*cystic* duct + Gr. *ῥαχή* suture]. Suture of the cystic duct.

cysticotomy (sis-tik-ot'om-e) [*cystic duct* + Gr. *τομή* a cutting]. Incision into the cystic duct.

cystidolaparotomy (sis"tid-o-lap-ar-ot'o-me) [Gr. *κύστις* bladder + *laparotomy*]. Incision of the bladder through the abdominal wall.

cystidotrachelotomy (sis"tid-o-trak-el-ot'o-me) [Gr. *κύστις* bladder + *τράχηλος* neck + *τομή* a cut]. Incision of the neck of the bladder.

cystifellotomy (sis"te-fel-ot'o-me) [Gr. *κύστις* bladder + L. *fel* bile + Gr. *τέμνειν* to cut]. Cholecystotomy.

cystiform (sis'tif-orm) [L. *cyst'is* cyst + *for'ma* form]. Having the form or appearance of a cyst.

cystigerous (sis-tij'er-us) [*cyst* + L. *ger'ere* to bear]. Containing cysts.

cystin (sis'tin). Dicystein, $[S.CH_2.CH(NH_2).COOH]_2$, an amino-acid produced by the digestion or acid hydrolysis of proteins. It is sometimes found in the urine and in the kidneys in the form of minute hexagonal crystals, frequently forming cystin calculus in the bladder. Cystin is the chief sulphur-containing compound of the protein molecule and a necessary constituent of a complete diet.

cystinemia (sis-tin-e'me-ah) [*cystin* + Gr. *αἷμα* blood]. Presence of cystin in the blood.

cystinuria (sis-tin-u're-ah) [*cystin* + *urine*]. The occurrence of cystin in the urine.

cystinuric (sis-tin-u'rik). Pertaining to or affected with cystinuria

cystirrhagia (sis-tir-a'je-ah). Cystorrhagia.

cystirrhea (sis-te-re'ah). Cystorrhea.

cystistaxis (sis-te-staks'is) [Gr. *κύστις* bladder + *στάξις* dripping]. Oozing of blood into the bladder.

cystitis (sis-ti'tis). Inflammation of the bladder. **acute catarrhal c.** is excited by injuries, irritation of foreign bodies, gonorrhea, etc, and is marked by burning in the bladder, pain in the urethra, and painful micturition. **chronic c.** is due to a neglected acute cystitis. The symptoms are the same as those of the acute form, but are milder in character, and the disease is attended by increasing depreciation of health. **c. col'li,** inflammation of the neck of the bladder. **croupous c., diphtheric c.,** that due to diphtheric infection, and marked by the presence of false membrane. **exfoliative c.,** cystitis with sloughing of the mucous membrane of the bladder. **c. papillomato'sa,** cystitis located at the trigone of the bladder and marked by the presence of villi springing from an inflamed mucous membrane. **c. seni'lis femina'rum,** a chronic cystitis occurring in old women and marked by abnormal frequency of micturition with tenesmus and burning.

cystitome (sis'te-tōm) [Gr. *κύστις* sac + *τέμνειν* to cut]. An instrument for opening the sac of the lens of the eye.

cystitomy (sis-tit'o-me) [Gr. *κύστις* sac + *τέμνειν* to cut]. The surgical division of the capsule of the lens.

cysto-adenoma (sis"to-ad-en-o'mah). A tumor containing cystic and adenomatous elements.

cystoblast (sis'to-blast) [Gr. *κύστις* cyst + *βλαστός* germ]. The layer of cells that lines the amniotic cavity of the early embryo on the side of the enveloping layer.

cystocarcinoma (sis"to-kar-sin-o'mah). Carcinoma affected with cystic degeneration.

cystocele (sis'to-sēl) [Gr. *κύστις* bladder + *κήλη* hernia]. Hernial protrusion of a knuckle of the urinary bladder.

cystochrome (sis'to-krōm) [Gr. *κύστις* bladder + *χρῶμα* color] A mixture of indigocarmin and urotropin: used by intramuscular or intravenous injection for the indigocarmin test of renal function.

cystocolostomy (sis"to-ko-los'to-me) [Gr. *κύστις* bladder + *colostomy*]. The surgical creation of a permanent passage from the bladder to the colon.

cystodynia (sis-to-din'e-ah) [Gr. *κύστις* bladder + *ὀδύνη* pain]. Pain in the urinary bladder.

cysto-elytroplasty (sis"to-el-it'ro-plas-te) [Gr. *κύστις* bladder + *ἔλυτρον* vagina + *πλάσσειν* to form]. Surgical repair of vesicovaginal injuries.

cysto-enterocele (sis-to-en'ter-o-sēl) Hernia of a portion of the bladder and of the intestine.

cysto-epiplocele (sis"to-ep-ip'lo-sēl) Hernia containing a portion of the bladder and of the omentum.

cysto-epithelioma (sis"to-ep-e-the-le-o'mah). A tumor containing cystic and epitheliomatous elements.

cystofibroma (sis"to-fi-bro'mah) [L.]. Fibroma containing cysts.

cystoformin (sis-to-for'min). A compound of urotropin and sodium acetate used as a urinary antiseptic in doses of 30 gr. (1.95 gm.) daily.

cystogen (sis'to-jen). A white powder, $C_6H_{12}N_4$, used as a germicide in gonorrhea, cystitis, and kidney diseases. Dose, 5 gr. (0.333 gm.).

cystogram (sis'to-gram). A radiographic picture of the bladder.

cystography (sis-tog'raf-e) [Gr. *κύστις* bladder + *γράφειν* to write] Radiography of the bladder after injection of the organ with collargol solution.

cystoid (sis'toid) [Gr. *κύστις* bladder + *εἶδος* form]. 1. Resembling a cyst. 2. A cyst-like, circumscribed collection of softened material, differing from a true cyst in having no inclosing capsule.

cystolith (sis'to-lith) [Gr. *κύστις* bladder + *λίθος* stone] A urinary calculus.

cystolithectomy (sis"to-lith-ek'to-me) [Gr. *κύστις* bladder + *λίθος* stone + *ἐκτομή* excision]. The excision of a gall-stone from the gall-bladder.

cystolithiasis (sis"to-lith-i'as-is) [Gr. *κύστις* bladder + *λίθος* stone]. The development of calculi in the bladder.

cystolithic (sis-to-lith'ik). Pertaining to urinary calculi

cystolutein (sis-to-lu'te-in) [Gr. *κύστις* cyst + L. *lu'teus* yellow]. A yellow pigment from certain ovarian cysts.

cystoma (sis-to'mah) [Gr. *κύστις* cyst + *-ωμα* tumor]. A tumor containing cysts of pathologic origin; a cystic tumor.

cystomatitis (sis"to-mat-i'tis) Inflammation of one or more of the cysts of a cystoma.

cystomatous (sis-to'mat-us). Relating to or containing cystoma.

Cystomonas (sis-tom'o-nas). Same as *Bodo.*

cystomorphous (sis-to-mor'fus) [Gr. *κύστις* bladder + *μορφή* form]. Resembling a cyst or bladder.

cystomyoma (sis"to-mi-o'mah). Cystoma blended with myoma.

cystomyxo-adenoma (sis"to-miks-o-ad-en-o'mah). Cystomyxoma blended with adenoma.

cystomyxoma (sis"to-miks-o'mah). Myxoma which has undergone cystic degeneration.

cystonephrosis (sis"to-nef-ro'sis) [Gr. *κύστις* cyst + *νεφρός* kidney]. Cystiform dilatation or enlargement of the kidney.

cystoneuralgia (sis"to-nu-ral'je-ah) [Gr. *κύστις* bladder + *neuralgia*]. Neuralgia of the bladder.

cystoparalysis (sis"to-par-al'is-is). Paralysis of the bladder.

cystopexy (sis'to-peks-e) [Gr. *κύστις* bladder + *πῆξις* fixation]. Cure of cystocele by fixing the bladder to the abdominal wall.

cystophotography (sis"to-fo-tog'raf-e). The photographing of the inside of the bladder.

cystophthisis (sis-tof'this-is) [Gr. *κύστις* bladder + *φθίσις* consumption]. Tuberculosis of the bladder.

cystoplasty (sis'to-plas-te) [Gr. *κύστις* bladder + *πλάσσειν* to mold]. The plastic surgery of the bladder

cystoplegia (sis-to-ple'je-ah) [Gr *κύστις* bladder + *πληγή* stroke]. Paralysis of the bladder.

cystoproctostomy (sis"to-prok-tos'to-me). Same as *cystorectostomy*.

cystoptosis (sis-top-to'sis) [Gr. *κύστις* bladder + *πτῶσις* a falling] Prolapse of a part of the inner coat of the bladder into the urethra.

cystopurin (sis-to-pu'rin). A proprietary urinary antiseptic, being a double salt of hexamethylenamin and sodium acetate, $(CH_2)_6N_4\ 2CH_3\ COONa.6H_2O$

cystopyelitis (sis"to-pi-el-i'tis) [Gr. *κύστις* bladder + *pyelitis*] Cystitis complicated with pyelitis.

cystopyelonephritis (sis"to-pi"el-o-nef-ri'tis) [Gr. *κύστις* bladder + *πύελος* pelvis + *νέφρός* kidney + *-ιτις* inflammation] Combined inflammation of the bladder and of the pelvis of the kidney.

cystoradiography (sis"to-ra-de-og'raf-e) [Gr. *κύστις* bladder + *radiography*] Radiography of the bladder

cystorectostomy (sis"to-rek-tos'to-me) [Gr. *κύστις* bladder + L. *rectum* straight gut + Gr. *στόμα* opening] The formation of an artificial passage between the rectum and the bladder.

cystorrhagia (sis-tor-a'je-ah) [Gr *κύστις* bladder + *ῥηγνύναι* to burst forth]. Hemorrhage from the bladder

cystorrhaphy (sis-tor'af-e) [Gr. *κύστις* bladder + *ῥαφή* suture] The suturation of the bladder.

cystorrhea (sis-tor-e'ah) [Gr. *κύστις* bladder + *ῥοία* flow] Catarrh of the bladder.

cystosarcoma (sis"to-sar-ko'mah). Sarcoma with contained cysts.

cystoschisis (sis-tos'kis-is) [Gr. *κύστις* bladder + *σχίσις* fissure] Fissure of the bladder.

cystoscirrhus (sis-to-skir'us) [Gr. *κύστις* bladder + *σκίῤῥος* hard]. Hard cancer of the bladder.

cystoscope (sis'to-skōp) [Gr. *κύστις* bladder + *σκοπεῖν* to inspect] An endoscope for examining the interior of the bladder.

cystoscopic (sis-to-skop'ik). Pertaining to or performed with the cystoscope.

cystoscopy (sis-tos'ko-pe). Examination of the bladder with the cystoscope

cystose (sis'tōs). Resembling or containing a cyst or cysts.

cystosin (sis'to-sin). Dithiodiamido-ethydene lactic acid, a substance derivable from nuclein and sometimes found in urinary sediment.

cystospasm (sis'to-spazm) [Gr *κύστις* bladder + *σπασμός* spasm]. Spasm of the bladder.

cystospermitis (sis"to-sper-mi'tis) [Gr. *κύστις* bladder + *σπέρμα* semen]. Inflammation of a seminal vesicle.

cystostaxis (sis-to-staks'is). Same as *cystistaxis*.

cystostomy (sis-tos'to-me) [Gr. *κύστις* bladder + *στόμα* opening]. The formation of an opening into the bladder.

cystotome (sis'to-tōm) [Gr. *κύστις* bladder + *τέμνειν* to cut]. 1. An instrument for incising the bladder. 2. Same as *cystitome*.

cystotomy (sis-tot'o-me). The operation of making an incision into the bladder. **suprapubic c.**, the operation of cutting into the bladder by an incision just above the pubic symphysis.

cystotrachelotomy (sis"to-tra-kel-ot'o-me) [Gr. *κύστις* bladder + *τράχελος* neck + *τομή* cut]. Surgical incision of the neck of the bladder.

cysto-ureteritis (sis"to-u-re-ter-i'tis). Inflammation of the bladder and ureters.

cysto-ureterogram (sis"to-u-re'ter-o-gram). A radiogram of the bladder and ureter.

cysto-ureteropyelonephritis (sis"to-u-re"te-ro-pi-el-o-nef-ri'tis). Combined inflammation of the bladder, ureters, and pelvis of the kidney.

cysto-urethritis (sis"to-u-reth-ri'tis). Inflammation of the bladder and urethra.

cysto-urethroscope (sis"to-u-re'thro-skōp). An instrument for examining the bladder and posterior urethra.

cytameba (si-tam-e'bah) [Gr. *κύτος* cell + *ameba*]. An ameba occurring within a cell.

cytarsan (si-tar'san). A soluble cacodylate of bismuth and soda given by intramuscular injection in the treatment of syphilis Dose, 0 05 gm.

cytase (si'tās) [Gr. *κύτος* cell + *-ase*]. 1. Metchnikoff's term for the complement regarded as a ferment. 2. An enzyme occurring in the seeds of various plants, having the power of making soluble the material of the cell-wall.

cytaster (si'tas-ter) [Gr. *κύτος* cell + *ἀστήρ* star]. Same as *aster*.

cytax (si'taks) [Gr. *κύτος* cell + L. *taxa're* to estimate] An instrument for automatically estimating and registering the proportions of the various cells of the blood

cythemolysis (si-them-ol'is-is). Same as *hemocytolysis*.

cythemolytic (si-them-o-lit'ik). Pertaining to destruction of blood-corpuscles.

cytheromania (sith"er-o-ma'ne-ah) [Gr *κυθερα* Venus + *μανία* madness]. Nymphomania.

cytidin (si'tid-in). A pentosid from nucleic acid. On hydrolysis it yields cytosin and ribose.

cytisin (sit'is-in) [Gr. *κύτισος* laburnum]. A white, crystalline base, $C_{20}H_{27}N_3O$, from *Cytisus laburnum*, the laburnum tree of Europe, and others of the same genus: it is a cathartic, diuretic, and emetic poison, its nitrate is given hypodermically. Dose, $\frac{1}{20}$–$\frac{1}{12}$ gr. (0.003–0 0054 gm.).

cytisism (sit'is-izm). Poisoning by *Cytisus laburnum*.

cyto-architectonic (si"to-ar-ke-tek-ton'ik). Pertaining to the arrangement of cells in a tissue.

cytobiology (si"to-bi-ol'o-je) [Gr. *κύτος* cell + *biology*]. Cell biology, the biology of cells.

cytobiotaxis (si"to-bi-o-tak'sis) [Gr. *κύτος* cell + *βίος* life + *τάξις* arrangement]. Same as *cytoclesis*.

cytoblast (si'to-blast) [Gr. *κύτος* cell + *βλαστός* germ]. 1. Same as *micelle* 2. The cell-nucleus.

cytoblastema (si"to-blas-te'mah) [Gr. *κύτος* cell + *blastema*] Schleiden's name for the mother liquid from which cells are formed.

cytocerastic (si"to-se-ras'tik). See *cytokerastic*.

cytochemism (si-to-kem'izm) [Gr. *κύτος* cell + *chemism*]. The reaction of the body-cells to antitoxin, producing in the organism specific antitoxic substances.

cytochemistry (si-to-kem'is-tre) [Gr. *κύτος* cell + *chemistry*]. Chemistry of the cell.

cytochrome (si'to-krōm) [Gr. *κύτος* cell + *χρῶμα* color]. A nerve-cell having an ill-developed cell-body, in which the stained nucleus appears to be completely surrounded, and does not exceed in size the nucleus of a leukocyte.

cytochylema (si"to-ki-le'mah) [Gr. *κύτος* cell + *χυλός* juice]. Hyaloplasm.

cytocidal (si-to-si'dal). Same as *cytocide*.

cytocide (si'to-sīd) [Gr. *κύτος* cell + *cædere* to kill]. Destroying cells.

cytocinesis (si"to-sin-e'sis). Same as *cytokinesis*.

cytoclasis (si-to-kla'sis) [Gr. *κύτος* cell + *κλάσις* destruction]. The destruction of cells.

cytoclastic (si-to-klas'tik). Destroying cells.

cytoclesis (si-to-kle'sis) [Gr. *κύτος* cell + *κλήσις* a call]. The influence of body cells on other body cells; the "call of cell to cell" (F. Wood Jones).

cytocyst (si'to-sist) [Gr. *κύτος* cell + *κύστις* cyst]. A cyst-like structure inclosing a mass of merozoïtes, being the remains of the host-cell in which the merozoïtes were formed.

cytode (si'tōd) [Gr. *κύτος* cell + *εἶδος* form]. A non-nucleated cell or cell-element.

cytodendrite (si-to-den'drīt) [Gr. *κύτος* cell + *dendrite*]. Any dendrite other than an axodendrite; a dendrite given off from the cell itself, as distinguished from an *axodendrite*.

cytodesma (si-to-dez'mah) [Gr *κύτος* cell + *δέσμα* band]. The lamellar or bridge-like tissues binding animal cells together (Studnicka).

cytodiagnosis (si"to-di-ag-no'sis) [Gr *κύτος* cell + *diagnosis*]. Diagnosis of disease based on a differential count of the cells in a transudate or exudate.

cytodieresis (si"to-di-er'es-is) [Gr. *κύτος* cell + *διαίρεσις* division]. Indirect cell-division.

cytodistal (si-to-dis'tal) [Gr. *κύτος* cell + *distal*]. Remote from the cell of origin.

cytofin (si'to-fin). One of the alloxur bases allied to thymin.

cytogenesis (si-to-jen'es-is) [Gr. *κύτος* cell + *γένεσις* origin]. The origin and development of cells.

cytogenic (si-to-jen'ik). Of, or pertaining to, cytogenesis.

cytogenous (si-toj'en-us) [Gr. *κύτος* cell + *γεννᾶν* to produce]. Producing cells.

cytogeny (si-toj'en-e). Same as *cytogenesis*.

cytoglobin (si-to-glo'bin) [Gr. *κύτος* cell + *globin*]. A protein substance from white blood-corpuscles. It is also obtainable from lymph-glands (Alexander Schmidt).

cytogony (si-tog'o-ne) [Gr. *κύτος* cell + *γόνη* seed]. Cytogenic reproduction.

cytohistogenesis (si"to-his-to-jen'es-is) [Gr. *κύτος* cell + *ἱστός* tissue + *γένεσις* formation]. The development of the structure of cells.

cytohyaloplasm (si-to-hi'al-o-plazm) [Gr. *κύτος* cell + *ὕαλος* transparent + *πλάσμα* plasm]. The reticular substance of cell-protoplasm.

cytohydrolist (si-to-hi'dro-list) [Gr. *κύτος* cell + *hydrolist*]. An enzyme which breaks up the cell wall by hydrolysis.

cytoid (si'toid) [Gr. *κύτος* cell + *εἶδος* form]. Resembling a cell.

cytokerastic (si"to-ke-ras'tik) [Gr. *κύτος* cell + *κεράστος* mixed]. Pertaining to the development of cells from a lower to a higher order.

cytokinesis (si"to-kin-e'sis) [Gr. *κύτος* cell + *κίνησις* motion]. The changes that take place in the cytoplasm during mitosis, miosis, and fertilization.

cytolist (si'to-list). Same as *cytolysin*.

cytologic (si-to-loj'ik). Pertaining to cytology.

cytology (si-tol'o-je) [Gr. *κύτος* cell + *λόγος* treatise]. The scientific study of cells, their structure, and functions.

cytolymph (si'to-limf) [Gr. *κύτος* cell + *lymph*]. See *hyaloplasm*.

cytolysin (si-tol'is-in). A substance or antibody which produces dissolution of cells. Cytolysins which have a specific action for certain cells are named accordingly, as *hemolysins*, etc.

cytolysis (si-tol'is-is) [Gr. *κύτος* cell + *λύσις* dissolution]. The dissolution or destruction of cells.

cytolytic (si-to-lit'ik). Pertaining to or causing cytolysis.

cytoma (si-to'mah) [Gr. *κύτος* cell + *-ομα* tumor]. A cell tumor, as a sarcoma.

cytomachia (si-to-mak'e-ah) [Gr. *κύτος* cell + *μάχη* fight]. The struggle between bacteria and the protective cells of the body.

cytomere (si'to-mēr) [Gr. *κύτος* cell + *μέρος* part]. 1. One of the bodies formed in coccidian reproduction by division of the trophozoïte, each cytomere becoming the center of merozoïte formation. 2. That part of the sperm which is composed of cytoplasm.

cytometaplasia (si"to-met-ah-pla'se-ah) [Gr. *κύτος* cell + *μεταπλάσις* change]. Alteration in the form or function of a cell.

cytometer (si-tom'et-er) [Gr. *κύτος* cell + *μέτρον* measure]. A device for counting and measuring cells.

cytometry (si-tom'et-re). The counting of blood-cells; blood-counting.

cytomicrosome (si-to-mik'ro-sōm) [Gr. *κύτος* cell + *microsome*] A microsome of chromatin found in cytohyaloplasm.

cytomitome (si-to-mi'tōm) [Gr. *κύτος* cell + *μίτος* thread]. A fibril or fibrillary structure of the spongioplasm.

cytomorphosis (si"to-mor-fo'sis) [Gr. *κύτος* cell + *μόρφωσις* transformation]. The series of changes through which cells go in the process of formation, development, senescence, etc.

cyton, cytone (si'tōn) [Gr. *κύτος* cell]. The cell body of a neurone.

cytopenia (si-to-pe'ne-ah) [Gr. *κύτος* cell + *πένης* poor]. Deficiency in the cellular elements of the blood.

cytophagocytosis (si"to-fag-o-si-to'sis). Same as *cytophagy*.

cytophagous (si-tof'a-gus) [Gr. *κύτος* cell + *φαγεῖν* to eat]. Devouring or consuming cells.

cytophagy (si-tof'aj-e). The absorption of cells by other cells.

cytopharynx (si-to-far'inks). The depression in the body of infusoria through which food matter is received.

cytophil, cytophilic (si'to-fil, si-to-fil'ik) [Gr. *κύτος* cell + *φιλεῖν* to love]. Having an affinity for cells, as, the *cytophil* group of molecules of an amboceptor.

cytophysics (si-to-fiz'iks). The physics of cell activity.

cytophysiology (si"to-fiz-e-ol'o-je) [Gr *κύτος* cell + *physiology*]. The physiology of the cell.

cytoplasm (si'to-plazm) [Gr. *κύτος* cell + *πλάσμα* plasm]. The protoplasm of a cell exclusive of that of the nucleus. Cf. *nucleoplasm*.

cytoplasmic (si-to-plaz'mik). Pertaining to or contained in the cytoplasm.

cytoplast (si'to-plast). The contents of the cell body as distinguished from the nuclear contents.

cytoplastin (si-to-plas'tin). The plastin of cell cytoplasm.

cytoproximal (si-to-proks'im-al) [Gr. *κύτος* cell + *proximal*]. Nearest to the cell of origin.

cytoreticulum (si"to-re-tik'u-lum) [Gr. *κύτος* cell + L. *retic'ulum* network]. A fibrillar network of spongioplasm.

Cytorrhyctes (si-tor-ik'tēz) [Gr. *κύτος* cell + *ῥύσσειν* to dig]. Cell inclusions, found in various diseases, which may be specific protozoal pathogens or they may be manifestations of cell reactions to the parasite of the disease, or they may be degenerations caused by the disease. **C. aphtha'rum,** a species thought to be concerned in the etiology of foot-and-mouth disease. **C. coc'ci.** See *Siegel's organism*, under *organism*. **C. guarnie'ri,** C.

vaccinæ and C. variolæ. **C. lu'is,** a species found in the blood in certain cases of syphilis. **C. scarlati'næ,** a species thought to be the causative agent in scarlatina. **C. vaccin'iæ,** a species found in the lesions of small-pox, and thought to be concerned in the etiology of that disease. **C. vari'olæ** occurs in the epithelial cells of the vesicles of variola, and is thought to be the etiologic factor in that disease.

Cytoryctes (si-tor-ik'tēz) Cytorrhyctes.

cytoscopy (si-tos'ko-pe) [Gr. *κύτος* cell + *σκοπεῖν* to examine]. Examination of cells.

cytosin (si'to-sin). A base, oxyaminopyrimidin, $C_4H_5N_3O$, one of the disintegration products of nucleic acid.

cytosis (si-to'sis) [Gr. *κύτος* cell]. A term used by Arneth to denote the condition of the nucleus of a leukocyte According to the condition or characteristics of the nucleus there are distinguished *isocytosis, anisocytosis, hypercytosis, hypocytosis,* and *normocytosis.*

cytosome (si'to-sōm) [Gr *κύτος* cell + *σῶμα* body]. The body of a cell apart from its nucleus.

cytospongium (si-to-spon'je-um) [Gr. *κύτος* cell + *σπόγγος* sponge]. The cell network or spongioplasm.

cytost (si'tost) [Gr. *κύτος* cell]. A specific toxin given off from a cell as a result of injury to it; a specific agent given off from broken-down tissue.

cytostasis (si-tos'tas-is) [Gr. *κύτος* cell + *στάσις* halt]. The closure of capillaries by white blood-corpuscles in the early stages of inflammation.

cytostome (si'to-stōm) [Gr. *κύτος* cell + *στόμα* mouth]. The cell-mouth, the mouth aperture of certain protozoa.

cytostromatic (si"to-stro-mat'ik) [Gr. *κύτος* cell + *stroma*]. Pertaining to the stroma of a cell.

cytotactic (si-to-tak'tik). Pertaining to cytotaxis.

cytotaxia, cytotaxis (si-to-taks'e-ah, si-to-taks'is) [Gr. *κύτος* cell + *τάξις* arrangement]. The selection and arranging function of the cells.

cytotherapy (si-to-ther'ap-e) [Gr. *κύτος* cell + *θεραπεία* treatment] Treatment by the administration of animal cells.

cytothesis (si-toth'es-is) [Gr. *κύτος* cell + *θέσις* placing]. The restitution of injured cells to their normal condition.

cytotoxic (si-to-toks'ik). Having the action of a cytotoxin.

cytotoxin (si-to-toks'in) [Gr. *κύτος* cell + *toxin*]. A toxin or antibody which has a specific toxic action upon cells of special organs. Cytotoxins are named according to the special variety of cell for which they are specific, as, *nephrotoxin.*

cytotrochin (si-to-tro'kin) [Gr. *κύτος* cell + *τροχιά* track] That element of a toxin which carries the active element to the cell.

cytotropic (si-to-trop'ik) [Gr. *κύτος* cell + *τροπή* a turn]. Attracting cells; having affinity for cells.

cytotropism (si-tot'ro-pizm). Same as *cytotaxis.*

cytozoic (si-to-zo'ik) [see *cytozoon*]. Living within or attached to cells· said of parasites.

cytozoön (si-to-zo'on), pl. *cytozo'a* [Gr. *κύτος* cell + *ζῷον* animal]. A protozoan parasite inhabiting a cell or having the structure of a simple cell.

cytozym, cytozyme (si'to-zīm) [Gr. *κύτος* cell + *ζύμη* ferment]. Bordet's term for the substance liberated from the corpuscular elements of the blood which combines with serozyme to form thrombin. Cf. *serozyme.*

cyttarhagia (sit-ar-a'je-ah) [Gr. *κύτταρος* socket + *ῥηγνύναι* to burst forth]. Hemorrhage from a tooth socket.

cytula (sit'u-lah). The impregnated ovum.

cytuloplasm (sit'u-lo-plazm). The combined ovoplasm and spermoplasm in a cytula.

cyturia (si-tu're-ah) [Gr. *κύτος* cell + *οὖρον* urine]. Presence of cells of any sort in the urine.

Czaplewsky's bacillus, method of staining (chap-plev'skē) [Eugen *Czaplewsky,* a Polish bacteriologist, born 1865]. See *bacillus* and *stain, table of.*

Czermak's spaces (chār'mahks) [Johann Nepomuk *Czermak,* Bohemian physician, 1828–1873]. See *space.*

Czerny's suture (chār'nēz) [Vincenz *Czerny,* surgeon in Heidelberg, 1842–1916] See *suture.*

Czerny-Lembert suture (chār'ne-lahm-bār). See *suture.*

D

D. stands for L., *dosis,* dose, *da,* give; *detur,* let it be given; *dexter,* right, also for *deciduous, density, died, didymium, diopter, dorsal,* and *duration.*

Daboi'a Russel'li. Russell's viper, a very poisonous Indian snake.

Da Costa's disease [Jacob M. *Da Costa,* American physician, 1833–1900]. Retrocedent gout.

dacrocystitis (dak"ro-sis-ti'tis). Same as *dacryocystitis.*

dacryadenalgia (dak"re-ad-en-al'je-ah) [Gr. *δάκρυ* tear + *ἀδήν* gland + *ἄλγος* pain]. Pain in a lacrimal gland.

dacryadenitis (dak"re-ad-en-i'tis) [Gr. *δάκρυ* tear + *ἀδήν* gland + *-ιτις* inflammation]. Inflammation of a lacrimal gland

dacryadenoscirrhus (dak"re-ad-en-o-skir'us) [Gr. *δάκρυ* tear + *ἀδήν* gland + *σκίῤῥος* scirrhus]. Scirrhus of a lacrimal gland.

dacryagogatresia (dak"re-ag-o-gat-re'ze-ah) [Gr. *δάκρυ* tear + *ἀγωγός* leading + *atresia*]. Atresia, imperforation, or closure of a tear-duct.

dacryagogue (dak're-ag-og) [L. *dacryago'gus;* Gr. *δάκρυ* tear + *ἀγωγός* leading]. 1. Provoking a flow of tears. 2. Serving as a channel for tears. 3. A substance or agent which causes a flow of tears.

dacrycystalgia (dak"re-sis-tal'je-ah) [Gr. *δάκρυ* tear + *κύστις* cyst + *ἄλγος* pain]. Pain in a dacryocyst.

dacrycystitis (dak"re-sis-ti'tis). Same as *dacryocystitis*

dacryelcosis (dak"re-el-ko'sis) [Gr. *δάκρυ* tear + *ἕλκωσις* ulceration]. Ulceration of the lacrimal apparatus

dacryo-adenalgia (dak"re-o-ad-en-al'je-ah). Dacryadenalgia.

dacryo-adenitis (dak"re-o-ad-en-i'tis). Same as *dacryadenitis.*

dacryoblennorrhea (dak"re-o-blen-or-e'ah) [Gr. *δάκρυον* tear + *blennorrhea*]. Mucous discharge from the tear-ducts, as in chronic dacryocystitis.

dacryocele (dak're-o-sēl) [Gr. *δάκρυον* tear + *κήλη* hernia]. Hernial protrusion of the lacrimal sac.

dacryocyst (dak're-o-sist) [Gr. *δάκρυον* tear + *κύστις* bag]. The lacrimal sac or tear-sac.

dacryocystalgia (dak"re-o-sis-tal'je-ah). See *dacrycystalgia.*

dacryocystitis (dak"re-o-sis-ti'tis). Inflammation of the tear-sac; especially an acute suppurative inflammation of the submucous tissue, with painful swelling and discharge of pus. **chronic d.** See *dacryocystoblennorrhea.*

lacryocystitome (dak"re-o-sis'tit-ōm) [*dacryocyst* + Gr. *τομή* cut]. An instrument for incising lacrimal strictures.

lacryocystoblennorrhea (dak"re-o-sis"to-blen-or-e'ah) [*dacryocyst* + *blennorrhea*]. Chronic dacryocystitis, a chronic catarrhal inflammation of the lacrimal sac, due to stricture of the nasal duct, with consequent decomposition of the tears.

dacryocystocele (dak"re-o-sis'to-sēl) [*dacryocyst* + Gr. *κήλη* hernia]. Protrusion of the lacrimal sac.

dacryocystoptosis (dak"re-o-sis-top-to'sis) [Gr. *δάκρυον* tear + *κύστις* sac + *πτῶσις* fall] Prolapse or downward displacement of the tear-sac

dacryocystorhinostomy (dak"re-o-sis-to-ri-nos'-to-me) [*dacryocyst* + Gr *ῥίς* nose + *στόμα* opening]. The operation of forming a communication between the lacrimal sac and the middle meatus of the nose through the lacrimal bone.

dacryocystosyringotomy (dak"re-o-sis-to-si-rin-got'o-me) [Gr *δάκρυον* tear + *κύστις* sac + *σῦριγξ* tube + *τομή* cut]. The operation of incising the lacrimal sac and duct.

dacryocystotome (dak"re-o-sis'to-tōm) [Gr *δάκρυον* tear + *κύστις* sac + *τομή* cut]. An instrument for cutting or piercing the lacrimal sac.

dacryocystotomy (dak"re-o-sis-tot'o-me). Surgical puncture of the tear-sac.

dacryohelcosis (dak"re-o-hel-ko'sis) [Gr. *δάκρυον* tear + *ἕλκωσις* ulceration] Ulceration of the lacrimal sac or of the lacrimal duct.

dacryohemorrhea, dacryohæmorrhœa (dak"re-o-hem-or-e'ah) [Gr *δάκρυον* tear + *αἷμα* blood + *ῥοία* flow]. The discharge of bloody tears

dacryolin (dak're-o-lin). An albuminous substance found in tears.

dacryolite, dacryolith (dak're-o-līt, dak're-o-lith) [Gr *δάκρυον* tear + *λίθος* stone] A calculous concretion in the lacrimal apparatus; tear-stone or lacrimal calculus **Desmarre's d's,** masses of *Nocardia farsteri* in the lacrimal canal.

dacryolithiasis (dak"re-o-lith-i'as is) [Gr *δάκρυον* tear + *lithiasis*] The formation of lacrimal calculi, or tear-stones.

dacryoma (dak-re-o'mah) [Gr *δάκρυ* tear + *-ωμα* tumor]. 1. Obstruction of an inner tear-duct, causing a lacrimal tumor, or the tumor so caused. 2. Closure of a punctum lacrimale, with consequent overflow of tears

dacryon (dak're-on) [Gr *δάκρυον* tear] A cranial point at the juncture of the lacrimal, frontal, and upper maxillary bones, the lacrimal point

dacryops (dak're-ops) [Gr *δάκρυ* tear + *ὤψ* eye]. 1. A watery state of the eye 2. Distention of a tear-duct by a contained fluid

dacryopyorrhea (dak"re-o-pi-or-e'ah) [Gr. *δάκρυον* tear + *πύον* pus + *ῥοία* flow]. Discharge of pus mixed with tears.

dacryopyosis (dak"re-o-pi-o'sis) [Gr. *δάκρυον* tear + *πύωσις* suppuration] Suppuration in the lacrimal apparatus

dacryorhinocystotomy (dak"re-o-ri-no-sis-tot'o-me) [Gr *δάκουον* tear + *ῥίς* nose + *κύστις* bag + *τομή* a cut] The operation of passing a probe through the lacrimal sac and into the nasal cavity.

dacryorrhea (dak"re-or-e'ah) [Gr. *δάκρυον* tear + *ῥοία* flow] Morbid or too profuse flow of tears.

dacryosolenitis (dak"re-o-so-len-i'tis) [Gr. *δάκρυον* tear + *σωλήν* duct + *-ιτις* inflammation]. Inflammation of a lacrimal or nasal duct.

dacryostenosis (dak"re-o-sten-o'sis) [Gr. *δάκρυον* tear + *στένωσις* narrowing]. Stricture or narrowing of a lacrimal duct.

dacryosyrinx (dak"re-o-si'rinks) [Gr. *δάκρυον* tear + *σῦριγξ* pipe] 1. Lacrimal fistula. 2 A syringe for lacrimal ducts.

dacryuria (dak-re-u're-ah) [Gr. *δάκρυ* tear + *οὖρον* urine]. Involuntary discharge of urine accompanied by weeping: seen in hysteria, etc.

dactyl (dak'til) [Gr. *δάκτυλος*]. 1. A digit; a finger or toe. 2. The fruit of the date.

dactylate (dak'til-āt) [Gr. *δάκτυλος* finger]. Possessing finger-like processes.

dactylion, dactylium (dak-til'e-on, dak-til'e-um) [Gr. *δάκτυλος* finger]. Webbing together or union of fingers.

dactylitis (dak-til-i'tis) [Gr. *δάκτυλος* finger + *-ιτις* inflammation]. Inflammation of a finger or toe. **d. syphilit'ica,** syphilitic inflammation of a finger or toe. **d. tuberculo'sa,** tuberculous inflammation of a finger or toe.

dactylium (dak-til'e-um) See *dactylion.*

Dactylius aculea'tus (dak-til'e-us). An animal parasite which has been detected in human urine.

dactylocampsodynia (dak"til-o-kamp"so-din'e-ah) [Gr. *δάκτυλος* finger + *κάμψις* bend + *ὀδύνη* pain]. Painful flexure of the fingers.

dactylogram (dak-til'o-gram) [Gr *δάκτυλος* finger + *γράμμα* mark] A finger-print taken for purposes of identification.

dactylography (dak-til-og'raf-e) [Gr. *δάκτυλος* finger + *γράφειν* to write]. The study of finger-prints.

dactylogryposis (dak"til-o-grip-o'sis) [Gr. *δάκτυλος* finger + *γρύπωσις* curve]. A permanent bending of the fingers

dactylology (dak-til-ol'o-je) [Gr *δάκτυλος* finger + *λόγος* discourse] Conversation or talking by means of signs made with fingers.

dactylolysis (dak-til-ol'is-is) [Gr *δάκτυλος* finger + *λύσις* a loosening]. Spontaneous loss of fingers and toes, as in ainhum or in leprosy

dactylomegaly (dak"til-o meg'al-e) [Gr *δάκτυλος* finger + *μέγας* large] Abnormally large size of the fingers or toes.

Dactylomyia (dak"til-o-mi'e-ah) A genus of anophelme mosquitos, some species of which act as carriers of the malarial parasite

dactyloscopy (dak-til-os'ko-pe) [Gr *δάκτυλος* finger + *σκοπεῖν* to examine] Examination of finger-prints for purposes of identification

dactylospasm (dak'til-o-spazm) [Gr *δάκτυλος* finger + *σπασμός* spasm] Spasm or cramp of a finger or toe.

dactylosymphysis (dak"til-o-sim'fis is) [*dactyl* + *symphysis*] A growing together of fingers or toes; syndactylism

dactylus (dak'til-us) [Gr *δάκτυλος* finger] A finger or toe, especially a toe as contrasted with a finger or digitus.

dæmonomania (de"mo-no-ma'ne-ah). See *demonomania.*

Daffy's elixir (daf'ē*z*) [Thomas *Daffy*, an English clergyman of the seventeenth century] Compound tincture of senna.

dagga (dag'ah) The leaves of African plants of the genus *Leono'tis:* used by the natives for colds, snake-bites, and as a purgative and emmenagogue.

D. A. H. Abbreviation for *disordered action of the heart.* See *neurocirculatory asthenia,* under *asthenia.*

dahlia (dahl'yah) A violet dye, methyl-triethyl-amino-triphenyl-carbinol chlorid, $C_2H_5NH(CH_3)$.-$C_6H_3.C(C_6H_4NH.C_2H_5)_2Cl$. Called also *Hofmann's violet* **d. B,** methyl violet

dahlin (dah'lin). 1. A reddish-purple anilin dye, formed by treating mauvein with ethyl iodid. It has been used as an antiseptic in streptococcic throat infections 2. Inulin.

daisy (da'ze). The parasite of quartan malaria in its segmented phase.

Dakin's fluid or **solution** (da'kinz) [Henry Drysdale *Dakin,* New York chemist, born 1888]. See under *fluid.*

dakinization (da-kin-iz-a'shun). Treatment with Dakin's fluid.

dakryon (dak're-on). See *dacryon.*

Dalmatian powder (dal-ma'shan). See *pyrethrum.*

Dalrymple's disease, sign (dal'rim-pelz) [John *Dalrymple,* an English oculist, 1804–1852]. See *disease* and *sign.*

dalton (dawl'ton). A unit of mass, being one-sixteenth of the mass of the oyxgen atom.

Dalton's law (dawl'tonz) [John *Dalton,* English chemist, 1766–1844]. See *law.*

Dalton-Henry law [John *Dalton.* Joseph *Henry,* American physicist, 1797–1878]. See under *law.*

daltonism (dawl'ton-izm) [after John *Dalton*]. Same as *color-blindness.*

dam (dam). Sheet india-rubber used in dentistry and surgery to keep fluids away from the part which is to be operated upon. Called also *rubber-dam* and *coffer-dam.*

damalic acid (dam-al'ik). See *acid.*

damaluric acid (dam-al-u'rik). See *acid.*

damascenin (dam-as-e'nin). An alkaloid, $C_{10}H_{15}NO_3$, in yellow prisms, derived from the plant, *Nigella damascena.*

damiana (dah-me-ah'nah). The leaves of *Tur'nera aphrodisi'aca* (*T. diffu'sa*) and *Haplopap'pus discoid'eus,* Mexican plants said to be tonic, analeptic, diuretic, and aphrodisiac

dammar (dam'ar). A transparent resin of *Dam'mara orienta'lis, D. al'ba, Ho'pea micran'tha, H. splen'dida,* and other trees used in plasters, in varnishing, and in microscopy **d. varnish,** a solution of dammar resin in chloroform or benzene, used for mounting microscopic specimens.

Dämmerschlaff (dem'er-slahf). German for *twilight sleep.* See under *sleep*

Damocrates's confection (dam-ok'rat-ēz) [a Greek physician who lived at Rome about 50 A. D.]. See *confection*

Damoiseau's curve or **sign** (dam-wah-zōz') [Louis Hyacinthe Céleste *Damoiseau,* a French physician, 1815–1890] Same as *Ellis' line,* see under *line.*

damp (damp). A noxious gas in a mine. **after d.,** a gaseous mixture formed in a mine by the explosion of fire damp or dust It contains nitrogen, carbon dioxid, and usually carbon monoxid. **black d., choke d.,** a gaseous mixture formed in a mine by the gradual absorption of the oxygen and the giving off of carbon dioxid by the coal. **cold-d.,** foggy vapor charged with carbon dioxid. **fire-d.,** light explosive hydrocarbon gases, chiefly methane, CH_4, found in coal-mines **stink d.,** hydrogen sulphid **white d.,** carbon monoxid.

Dana's operation (da'nahz) [Charles Loomis *Dana,* neurologist in New York, born 1852]. See *operation.*

dance, St. Vitus' (dans). See *chorea.*

Dance's sign (dan'sez) [Jean Baptiste Hippolyte *Dance,* a French physician, 1797–1832]. See *sign.*

dancing disease (dan'sing). See *tarantism.* **d. mania,** epidemic chorea. **d. spasm,** saltatory spasm See *palmus.*

dandelion (dan'de-li-on). See *Taraxacum.*

dandruff (dan'druf). Scales formed upon the scalp, as in pityriasis capitis.

dandy (dan'de). A litter for the wounded, used to some extent in armies. **d.-fever.** See *dengue.*

daniell (dan'yel) [John Frederick *Daniell,* English physicist, 1790–1845]. A unit of electricity equal to 1.124 volts.

Danielssen's disease (dan'yel-senz) [Daniel Cornelius *Danielssen,* Norwegian physician, 1815–1894]. See *disease.*

Danube fever (dan'yūb). See *fever.*

Danysz's bacillus, phenomenon, vaccine (dan'ēz). See *bacillus, phenomenon, vaccine.*

Daphne (daf'ne) [Gr. δάφνη bay-tree]. A genus of trees and shrubs, *D. gnid'ium* and *D. meze'reum,* the principal medicinal species, are stimulant, vesicatory, and purgative. See *mezereon.*

daphnetin (daf-ne'tin). A crystalline substance, $C_9H_6O_4$, from daphnin.

Daphnia (daf'ne-ah). A genus of fresh water crustaceans, called water fleas. The best known species, *D. pu'lex,* is used in biologic research.

daphnin (daf'nin). A volatile, acrid glucosid, $C_{15}H_{16}O_9 + 2H_2O$, from *Daph'ne meze'reum.* It has vesicating properties.

daphnism (daf'nizm). Poisoning by species of *Daphne.*

Darier's disease (dar'e-āz) [Ferdinand Jean *Darier,* French physician, born 1856]. See *psorospermosis.*

dark-ground or **dark-field illumination.** See under *illumination.*

Darkshevitch's nucleus (dark-sha'vitsh-ez) [Liverius *Darkshevitch,* Russian neurologist, born 1858]. See *nucleus.*

darmol (dar'mol). A proprietary purgative, sodium phenolphthaleinate.

d'arsonvalization (dar"son-val-iz-a'shun). See *arsonvalization.*

dartoic, dartoid (dar-to'ik, dar'toid). Of the nature of a dartos, having a slow, involuntary contractility like that of the dartos. **d. tissue,** tissue like that of the dartos.

dartos (dar'tos) [Gr. δαρτός skinny]. The reddish, cellular, contractile tissue beneath the skin of the scrotum. **woman's d.,** a layer of unstriped muscular fibers immediately under the skin of the labia majora.

dartre (dar'ter) [Fr.]. Herpes, or any skin disease resembling it.

dartrous (dar'trus). Of, pertaining to, or resembling, the dartos.

darwinian tubercle (dar-win'e-an). See *tubercle.*

darwinism (dar'win-izm) [Charles Robert *Darwin,* English naturalist, 1809–1882]. The theory of evolution according to which higher organisms have been developed from lower ones through the influence of natural selection.

dasetherapy (das-e-ther'ap-e) [Gr. δάσος forest + θεραπεία treatment]. Treatment by living in a region surrounded by pine or spruce trees.

dasymeter (das-im'et-er). An instrument for measuring the density of a gas.

date (dāt). Fruit of the date-palm, *Phœ'nix dactylif'era.*

datum-plane (da-tum-plān). An assumed horizontal plane from which craniometric measurements are taken.

Datura (da-tu'rah). A genus of solanaceous plants. See *stramonium*

daturin (da-tu'rin) An alkaloid of *Datu'ra stramo'nium,* acting like atropin, but stronger: said to be a mixture of hyoscyamin and atropin

daturism (da-tu'rizm). Poisoning by stramonium.

Daubenton's angle, line, plane (do-bon-tonz') [Louis Jean Marie *Daubenton,* French physician and naturalist, 1716–1800]. See *angle, line, plane.*

Daucus (daw'kus) [L.; Gr. δαῦκος carrot]. A genus of umbelliferous plants. *D. caro'ta* is the carrot. See *carrot.*

daughter cell, d. cyst, etc. See *cell, cyst,* etc.

Davainea (da-va'ne-ah) [Casimir Joseph *Davaine,* French physician, 1812–1882]. A genus of tapeworms. **D. asiat'ica** has been found once in man in Asiatic Russia. **D. formosa'na,** a species found in Formosa and Tokio. **D. madagascarien'sis** occurs in man in Madagascar and neighboring islands **D. proglotti'na,** a species found in fowls. **D. strutio'nis,** a species found in the ostrich.

David's disease (dah-vidz') [Jean Pierre *David*, French surgeon, 1738–1884]. See *disease*.

Davidsohn's sign (da'vid-sōnz) [Hermann *Davidsohn*, Prussian physician, born 1842]. See under *sign*.

Daviel's operation, spoon (dav-e-elz') [Jacques *Daviel*, French oculist, 1696–1762]. See *operation* and *spoon*.

Davy's lever (da'vē) [Richard *Davy*, English surgeon, born 1838]. See *lever*.

Davy's test (da'vē) [Edmund William *Davy*, Irish physician, 1826–1899]. See *test*.

day, green. A day, during the diet for diabetes, on which the patient is permitted to take green vegetables, butter, eggs, and bacon. **hunger d.**, a day, during the diet for diabetes, on which the patient is permitted to take nothing but broth.

Day's test (dāz) [Richard Hance *Day*, American physician, 1813–1892]. See *test*.

day-blindness. A condition in which the patient sees better in a dim light or by night than in daylight.

day-nursery. See *crèche*.

day-sight. Same as *night-blindness*.

daymare (dā'mār) [L. *in'cubus vigilan'tium*]. Incubus occurring when awake, or by day, and resembling nightmare.

dazzle (daz'l). See *glare*.

D. C. Abbreviation for *Doctor of Chiropractic*.

D. Cc. Abbreviation for *double concave*.

D. Cx. Abbreviation for *double convex*.

D. D. Abbreviation for L. *de'tur ad*, "let it be given to."

D. D. S. An abbreviation for *Doctor of Dental Surgery*.

de-. A Latin particle often signifying *down* or *from:* it is sometimes negative or privative, and frequently intensive.

deacidification (de''as-id''if-ik-a'shun). The act or art of correcting or destroying acidity or of neutralizing an acid.

deactivation (de-ak-tiv-a'shun). The process of making or becoming inactive, loss of radio-activity.

dead (ded). Destitute of life. **d. limb**, the subjective sensation of numbness in a limb.

deadly nightshade (ded'le). See *belladonna*.

deaf (def). Lacking the sense of hearing or not having the full power of hearing. **d.-fields, d.-points, d.-spots,** places near the ear at which the vibration of the tuning-fork is not heard. **d.-mute**, a person affected with deaf-mutism; a deaf and dumb person. **d.-mutism,** condition of being both deaf and dumb.

deafness (def'nes). Lack or loss, complete or partial, of the sense of hearing. **apoplectiform d.**, Ménière's disease **bass-d.**, deafness to certain low tones. **boilermakers' d.**, that which is caused by working in places where the sound is very deafening. **cerebral d.**, that which is due to brain lesion. **ceruminous d.**, that which is due to plugs of ear-wax. **cortical d.**, deafness due to a lesion of cortical brain substance. **hysteric d.**, that which may appear or disappear in a hysteric patient without discoverable cause. **labyrinthine d.**, that which is due to disease of the labyrinth. **malarial d.**, that which occurs as a result of malarial poisoning. **mental d., mind-d.**, a condition in which auditory sensations persist, but, owing to some lesion of the auditory center of the brain, they convey no meaning to the mind Called also *psychic d., sensory d.*, and *mental d.* **midbrain d.**, deafness dependent on injury of the fillet tract of the tegmentum. **music-d.**, inability to recognize musical notes; amusia. **nervous d.**, that which is due to a lesion of the auditory nerve. **paradoxic d.**, that when the hearing is best during the continuance of a loud noise; paracusis willisiana. **pocket-handkerchief d.**, deafness due to excessive pressure on the eustachian tubes from blowing the nose. **psychic d., sensory d., soul-d.** Same as *mental d.* **throat-d.**, that due to enlarged tonsils or to closure of the eustachian tube. **tone-d.**, amusia. **toxic d.**, deafness caused by the effect of poisons on the auditory nerve. **vascular d.**, that due to disease of blood-vessels of the ear. **word-d.**, disease of the auditory center in which sounds are heard, but convey no meaning to the mind.

dealbation (de-al-ba'shun). Bleaching.

dealcoholization (de-al-ko-hol-iz-a'shun). The removal of alcohol from an object, as in microscopic work.

dealin (de'al-in). A proprietary dressing powder containing sodium perborate, boric acid, magnesium carbonate, zinc oxid, starch, and talcum.

deamidase (de-am'id-ās). A ferment which splits adenin and guanin.

deamidization (de-am-id-iz-a'shun). Liberation of the ammonia from an amid.

deaminase (de-am'in-ās). An enzyme which causes deamination, or the removal of the amino group from organic compounds

deamination (de-am-in-a'shun). Removal of the group NH_2 from an amino-body.

deaminization (de-am-in-īz-a'shun). Deamination.

deanesthesiant (de-an-es-the'ze-ant). Anything that will arouse a patient from anesthesia.

deaquation (de-ak-wa'shun) [L *de* from + *a'qua* water]. Removal of water from anything; dehydration.

Dearg. pil. Abbreviation for L. *dargen'tur pil'ulæ*, let the pills be silvered.

dearterialization (de-ar-te''re-al-iz-a'shun). The conversion of arterial into venous blood.

dearticulation (de-ar-tik-u-la'shun). Same as *abarticulation*.

death (deth). Cessation or extinction of life. **apparent d.**, a condition in which the breathing, heart's action, bodily warmth, and other manifestations of life are very feebly maintained. **black d.**, old name for an epidemic plague which occurred in Europe in the fourteenth century. **limes d.** See *L+ dose*, under *dose*. **local d.**, death of a part of the body. **d.-mask**, a plaster cast of the face of a dead person. **molecular d.**, caries, catastasis, or the last stage of a catabolic process. **d.-point, thermal,** the degree of heat required to kill young fluid cultures of an organism exposed for ten minutes (in thin-walled test-tubes of a diameter not exceeding 20 mm.) in the thermal water-bath. **d.-rate,** the proportional number of persons who die in a year in a given population. **d.-rattle,** the sound sometimes emitted by the dying, and caused by expulsion of the breath through channels partly filled with mucus. **serum d.**, death due to anaphylaxis following the injection of serum **somatic d.**, death of the whole body. **d.-struggle,** the semiconvulsive and, in part, at least, automatic movements which sometimes occur just before death. **thymic d.** See *mors thymica*. **d.-trance,** trance which simulates death.

Deaur. pil. Abbreviation for L. *deauren'tur pil'ulæ*, let the pills be gilded.

Deaver's incision (de'verz) [John B. *Deaver*, contemporary Philadelphia surgeon]. See under *incision*.

Deb. spis. Abbreviation for L. *deb'ita spissitu'dine*, of the proper consistence.

deba (de'bah). Diethylbarbituric acid.

debilitant (de-bil'it-ant) [L. *deb'ilis* weak]. 1. Causing debility. 2. A remedy for too great excitement.

debility (de-bil'i-te). Lack or loss of strength.

debouchment (da-boosh-maw') [Fr.]. Opening into another part.

Debout's pills (deb-ōz') [Emile *Debout*, French physician, 1811–1865]. See under *pill*.

Débove's membrane (da-bōvz') [Maurice Georges *Débove*, French histologist, 1845–1920]. See *membrane*.

débridement (da-brēd-maw') [Fr.] Wound excision; a procedure used in treating wounds consisting in the removal of all foreign matter and excision of all the tissues immediately surrounding the wound, including devitalized soft parts in the vicinity. Cf. *épluchage*.

débris (da-brē') [Fr.]. Accumulated fragments; rubbish. In dentistry, soft foreign matter loosely attached to the surface of a tooth **word d.**, sounds made by an aphasic patient in attempting to talk.

Dec. Abbreviation for L. *decan'ta*, pour off.

decagram (dek'ag-ram) [Gr. δέκα ten + *gram*]. Ten grams, or 154.32 grains troy.

decalcification (de''kal-sif-ik-a'shun). 1. The process of removing calcareous matter. 2. Artificial or morbid softening of the teeth

decalcify (de-kal'sif-i) [L. *de* priv. + *calx* lime] To deprive of lime salts

decaliter (dek'al-e-ter) [Gr δέκα ten + *liter*]. Ten liters, or 610.28 cubic inches

decalvant (de-kal'vant). Removing or destroying hair.

decameter (dek'am-e-ter) [Gr. δέκα ten + *meter*]. Ten meters.

decane (dek'ān) [Gr. δέκα ten]. A hydrocarbon, $C_{10}H_{22}$, from paraffin.

decannulation (de-kan-nu-la'shun). Removal of a cannula, especially a tracheotomy cannula.

decantation (de-kan-ta'shun) [L. *de* from + *can'thus* tire of a wheel] The pouring of a clear supernatant liquid from a sediment.

decapeptid (dek-ah-pep'tid). A peptid a molecule of which contains ten amino-acid groups.

decapitation (de-kap-it-a'shun) [L. *de* from + *cap'ut* head]. The removal of the head of a fetus or of a bone.

decapitator (de-kap'it-a-tor). An instrument for removing the head of a fetus in embryotomy.

Decapoda (dek-ap'o-dah) [Gr δέκα ten + πούς foot]. An order of *Crustacea*, including the crabs, lobsters, shrimps, etc. They have five pairs of legs upon the thorax.

decapsulation (de-kap-su-la'shun) Removal of the capsule; especially removal of the renal capsule **renal d.**, that occurring in cases of chronic Bright's disease

decarbonization (de''kar-bon-iz-a'shun). The removal of carbon from the blood in the lungs by the substitution of oxygen for carbon dioxid.

decarboxilation, decarboxylization (de-kar-bok-sil-a'shun, de-kar-box-il-iz-a'shun). Conversion of an amino-acid into a corresponding amin by removal of a molecule of carbon dioxid.

decay (de-ka') [L. *de* down + *ca'dere* to fall]. 1. The gradual decomposition of dead organic matter. 2. The process or stage of decline; old age and its effects on mind and body. **anile d.**, old age in women.

decentered (de-sen'terd). Said of a lens in which the visual axis does not pass through the axis of the lens.

decentration (de-sen-tra'shun) [L. *de* from + *cen'trum* center]. The act or process of removing from a center.

decerebrate (de-ser'e-brāt). Having the brain removed. **d. rigidity.** See under *rigidity*.

decerebration (de''ser-e-bra'shun) [L. *de* from + *cer'ebrum* cerebrum]. The removal of the brain in performing craniotomy.

decerebrize (de-ser'e-briz). To remove the brain in vivisection.

dechloridation (de-klo-rid-a'shun). The removal of salt from the diet.

dechlorination (de-klo-rin-a'shun). Dechloridation.

dechloruration (de-klo-ru-ra'shun). The production of decreased excretion of chlorates in the urine, brought about by diet.

decholesterinization (de-ko-les-ter-in-iz-a'shun). Decholesterolization.

decholesterolization (de-ko-les-ter-ol-iz-a'shun). Extraction of cholesterol from the system.

decidua (de-sid'u-ah) [L. from *decid'uus* falling off]. The membranous structure produced in the uterus during gestation and thrown off after parturition. **d. basa'lis**, the decidua serotina. **d. capsula'ris**, the decidua reflexa. **d. gravidita'tis**, the menstrual decidua during the stage of pregnancy. **d. membra'na.** Same as *d. reflexa*. **d. menstrua'lis**, the hyperemic and swollen mucous membrane of the uterus during the menstrual period. **ovular d.** See *d. reflexa*. **placental d.** See *d. serotina*. **d. reflex'a**, the part of decidua which is reflected upon and surrounds the ovum. **d. serot'ina**, the late decidua; the part of the decidua vera which becomes the maternal portion of the placenta. **uterine d.** See *d vera* **d. ve'ra**, the true decidua; the portion of the decidua which lines the uterus.

decidual (de-sid'u-al). Pertaining to the decidua. **d. cells.** See *cell*.

decidualitis (de-sid''u-al-i'tis). A bacterial disease leading to alterations in the decidua.

deciduitis (de-sid-u-i'tis). Decidual endometritis. See *endometritis*.

deciduoma (de-sid-u-o'mah) [*decidua* + Gr. -ωμα tumor]. An intra-uterine neoplasm containing decidual cells; probably derived from portions of retained decidua after abortion The tumor may be malignant, and is then called *d. malig'num* and also *chorioepithelioma*, on the theory that it is derived from the epithelial structures. **d. malig'num.** See *syncytioma malignum*.

deciduosarcoma (de-sid''u-o-sar-ko'mah). Same as *deciduoma malignum*.

deciduous (de-sid'u-us) [L. *decidu'us*, from *decid'ere* to fall off]. Not permanent; temporary; the term is used to designate the teeth of the first dentition.

decigram (des'ig-ram). The tenth part of a gram; 1.544 grains.

decilan (des'il-an). A solution of formaldehyd potassium oleate· antiseptic and disinfectant.

deciliter (des'il-e-ter). One-tenth of a liter, equal to 6.1028 cubic inches.

decimeter (des'im-e-ter). One-tenth of a meter; 3 937 linear inches.

decinem (des'in-em). Pirquet's term for one-tenth of a nem or the nutritive value of 1 decigram of milk. It is abbreviated *dn*

decinormal (des-in-or'mal) [L. *de'cimus* tenth + *nor'ma* rule]. Having one-tenth of the normal or standard strength.

decipara (des-ip-ar'ah) [L *de'cem* ten + *pa'rere* to produce]. A woman who has borne ten children.

decitellization (de-si-tel-iz-a'shun) [L. *de* away + *citel'lus* ground squirrel]. The destruction of ground squirrels, which are carriers of plague.

deckplate (dek'plāt). See *dorsal plate*, under *plate*.

declination (dek-lin-a'shun) [L. *declina're* to decline]. 1. The angle made with the horizon by any freely suspended magnetic needle. 2. Rotation of the eye about its anteroposterior diameter so that its vertical meridian lies to the temporal (*positive d.*) or to the nasal side (*negative d.*) of its proper position.

declinator (dek'lin-a-tor). An instrument by which parts (as the meninges of the brain) are held aside during an operation.

decline (de-klīn'). 1. The period or stage of the abatement of a disease or paroxysm. 2. Any wasting disease, especially pulmonary tuberculosis.

declive (de-klīv') [Fr. *déclive;* L. *decli'vis*]. 1. [B N A] The declivis cerebelli. 2. Having a downward slope.

declivis cerebelli (dek-li'vis ser-e-bel'i). The inclined dorsal surface of the superior vermis of the cerebellum. See *monticulus*.

Decoct. Abbreviation for L. *decoc'tum*, a decoction.

decoction (de-kok'shun) [L. *decoc'tum*, from *de* down + *co'quere* to boil]. 1. The act or process of boiling. 2. A medicine or other substance prepared by boiling. **d. of the woods**, compound decoction of sarsaparilla. **Zimmermann's d.**, a cathartic decoction of 30 gr. of rhubarb, 240 gr. of potassium bitartrate, 240 gr of barley, 16 fl oz. of water, and enough syrup to sweeten it. **Zittmann's d.**, the compound decoction of sarsaparilla. a decoction of sarsaparilla, calomel, cinnabar, alum, senna, licorice, anise-seed, and fennel. It is used in syphilis.

decoctum (de-kok'tum) [L. "boiled"]. A decoction.

decollation (de-kol-a'shun) [L. *de* away + *col'lum* neck]. Decapitation, or beheadal; removal of the head, chiefly of the fetus in difficult labor.

décollement (da-ko-maw') [Fr. "unguling"]. The operation of separating an organ from the adjoining tissue to which it normally adheres, as of the parietal pleura from the chest wall.

decoloration (de-kul-or-a'shun). 1 Removal of color, bleaching. 2. Lack or loss of color.

decolorize (de-kul'or-īz). To free from color; to bleach.

decompensation (de-kom-pen-sa'shun). Failing compensation of the heart in valvular disease.

decomplementize (de-kom'ple-men-tīz). To remove complement from.

decomposition (de"kom-po-zish'un) [L. *de* neg. + *compo'nere* to put together] 1. The separation of compound bodies into their constituent principles. 2. Decay; putrefaction. 3 Infantile atrophy.

decompression (de-kom-presh'un). The removal of pressure or compression force. **cerebral d.**, removal of a flap of the skull and incision of the dura mater for the purpose of relieving intracranial pressure. **d.-injury.** See *caisson-disease*, under *disease*.

decongestive (de-kon-jes'tiv). Reducing congestion.

decortication (de"kor-tik-a'shun) [L. *de* from + *cortex* bark]. 1. The removal of bark, hull, husk, or shell from a plant, seed, or root, as in pharmacy. 2. Removal of portions of the cortical substance of the brain. **arterial d.** See *peri-arterial sympathectomy*, under *sympathectomy* **d. of lung**, removal of the pleura for the relief of empyema. **renal d.**, removal of the capsule of the kidney.

decrement (dek're-ment) [L. *decremen'tum* decrease]. The stage of decline of a disease.

decrepitate (de-krep'it-āt). To explode with a crackling noise.

decrepitation (de-krep-it-a'shun) [L. *decrepita're* to crackle]. The crackling noise made by throwing certain bodies, as salt, on the fire.

decrudescence (de-kru-des'ens). Diminution of the intensity of symptoms.

Decub. Abbreviation for L. *decu'bitus*, lying down.

decubital (de-ku'bit-al). Pertaining to decubitus, or to a bed-sore.

decubitus (de-ku'bit-us) [L. a "lying down"]. 1. An act of lying down. 2. A bed-sore. **d. acu'tus**, a severe and fatal form of bed-sore on a paralyzed side in hemiplegia. **Andral's d.**, decubitus on the sound side, a position assumed in the early stages of pleurisy. **d. chron'icus**, ordinary bed-sore due to recumbent position. **dorsal d.**, recumbency in the supine position.

decurrent (de-kur'ent) [L. *decur'rere* to run down]. Extending or moving from above downward.

decur'sus fibra'rum cerebra'lium [B N A]. The running down of the cerebral fibers, indicating the course of fiber tracts of the brain.

decurtate (de-kur'tāt) [L. *decurta'tus* cut short]. Abridged, or cut short.

decussate (de-kus'āt) [L *decussa're* to cross in the form of an X]. 1. To cross or intersect in the form of the letter X. 2. Crossing in the form of the letter X.

decussatio (de-kus-a'she-o) [L.]. Decussation. **d. bra'chii conjuncti'vi** [B N A], a crossing of the fibers of the tegmenta starting from the brachia conjunctiva. **d. lemnis'ci, d. lemnisco'rum** [B N A], the superior pyramidal decussation. **d. nervo'rum trochlear'icum** [B N A], the crossing of the fibers of the trochlear nerves on the upper surface of the superior medullary velum. **d. pyram'idum** [B N A] See *decussation of the pyramids* **d. tegmento'rum** [B N A], the crossing of the fiber tracts of the tegmenta

decussation (de-kus-a'shun) [L. *decussa'tio*]. 1. The running of two fellow-parts or structures athwart each other, a chiasm, particularly a band of nerve-fibers crossing the median plane of any part of the central nervous system and connecting unlike centers on the two sides Some decussations are called *commissures*. 2. The point of crossing of decussate parts. **fillet d.**, a crossing of nerve-fibers over the median line in the medulla oblongata, forming the fillet **Forel's d.**, the ventral part of the fountain decussation **fountain d.**, a decussation such as that of the nerve-fibers in the cortex of the anterior corpora quadrigemina **motor d.**, the decussation of the pyramids **optic d.**, the optic chiasm **piniform d.**, the superior pyramidal decussation. **d. of the pyramids**, the crossing of the fibers of the pyramids of the oblongata from one pyramid to another **sensory d.**, the superior pyramidal decussation. **superior pyramidal d.**, the chiasm in front of the central canal of the oblongata, of fibers from the nucleus cuneatus and nucleus gracilis

decussorium (de-kus-o're-um). An instrument for depressing the dura mater in trephining.

dedasol (ded'as-ol). A proprietary preparation of digitalis in tablet form.

dedentition (de-den-tish'un) [L. *de* away + *dens* tooth]. The shedding or loss of teeth.

De d. in d. Abbreviation for L. *de di'e in di'em*, from day to day

dedolation (ded-o-la'shun). 1. A sensation as if the limbs had been bruised. 2. The shaving off of a piece of skin by an oblique cut.

de-electronation (de-e-lek-tro-na'shun) The removal of an electron or electrons from an element; a term proposed as a substitute for oxidation.

deëmanate (de-em'an-āt). To deprive of the property of giving off radioactive emanations.

Deen's test (dēnz) [Izaak Abrahamszoon van *Deen*, Dutch physiologist, 1804–1869]. See under *tests*.

deep (dēp). Not near the surface; not superficial.

deer-fly. See *Chrysops discalis*.

deer-fly disease, fever, or **malady.** See *tularemia*.

Deetjen's bodies (dāt'yenz) [Hermann *Deetjen*, German physician, born 1867]. Blood-platelets.

defatigation (de-fat-ig-a'shun). Overstrain or fatigue of muscular or nervous tissue.

defatted (de-fat'ed). Deprived of fat. **d. vaccine.** See *Dreyer's vaccine,* under *vaccine.*

defecalgesiophobia (def"e-kal-je"se-o-fo'be-ah) [*defecation* + Gr ἄλγος pain + φόβος fear]. Fear of defecation because of pain caused by the act.

defecation (def-ik-a'shun) [L. *defæca're* to deprive of dregs]. The discharge of fecal matters from the bowel. **fragmentary d.,** a condition in which every few hours a small stool is passed, with tenesmus and a feeling of incomplete defecation.

defective (de-fek'tiv) 1. Imperfect. 2. A person lacking in some physical, mental, or moral quality.

defemination (de-fem-in-a'shun) [L. *de* from + *fem'ina* woman]. Perversion of the instincts of a woman, so that her sexual impulses resemble those of a man.

defensive protein (de-fen'siv). See *protein.*

deferens (def'er-enz). The vas deferens.

deferent (def'er-ent) [L. *de'ferens* carrying away]. Conveying anything away, as from a center.

deferentectomy (def"er-en-tek'to-me). Surgical removal of a vas deferens, vasectomy.

deferential (def-er-en'shal). Pertaining to the vas deferens.

deferentitis (def"er-en-ti'tis). Inflammation of the vas deferens.

defervescence (def-er-ves'ens) [L. *deferves'cere* to cease boiling]. The period of disappearance of fever.

defervescent (def-er-ves'ent) Causing reduction of fever also a remedy so acting.

defibrination (de"fib-rin-a'shun). Deprival of fibrin.

deficiency disease (de-fish'en-se). See under *disease.*

deficit, pulse (def'is-it). The difference between the heart rate and the pulse rate

definition (def-in-ish'un). The clear determination of the limits of anything, as a disease process or a microscopic image.

deflagration (def-lag-ra'shun) [L. *deflagra're* to be consumed by fire]. A rapid, violent combustion with flame and explosion.

deflection of the complement (de-flek'shun). See *deviation of the complement.*

defloration (def-lo-ra'shun) [L. *deflora'tio*]. Loss of virginity without actual rape or violence.

deflorescence (def-lor-es'ens). The disappearance of the eruption in any exanthematous disease.

defluvium (de-flu've-um). Sudden loss of the hair. Called also *deflu'vium capillor'um.*

defluxio capillo'rum (de-fluks'e-o) [L for "loss of hair"] Sudden loss of the hair. **d. cilio'rum,** sudden loss of the eyelashes.

defluxion (de-fluk'shun) [L. *deflux'io* a flowing down] A copious discharge; a sudden loss.

deformation, deformity (def-or-ma'shun, de-for'mit-e). Distortion of any part or general disfigurement of the body **anterior d.,** lordosis **gun-stock d.,** deformation in which the forearm when extended makes an angle with the arm: due to fracture at the elbow. **Madelung's d.,** distortion of the radius at its lower end, with ulnar displacement backward **seal-fin d.,** outward deflection of the fingers in rheumatoid arthritis. **silver-fork d.,** the peculiar deformity seen in Colles' fracture. See illustration under *fracture.* **Sprengel's d.,** congenital upward displacement of the scapula. **Velpeau's d.,** silver-fork deformity. **Volkmann's d.,** congenital tibiotarsal dislocation.

deforming (de-for'ming). Causing deformity. **d. arthritis, d. osteitis.** See *arthritis, osteitis.*

defunctionalization (de-funk"shun-al-i-za'shun). Loss or deprival of a function.

defurfuration (de-fur-fu-ra'shun) [L. *de* away + *fur'fur* bran]. The formation and shedding of fine, bran-like scales from the skin.

Deg. Abbreviation for *degeneration* and *degree.*

degalol (deg'al-ol). A mixture of oil of peppermint and desoxycholic acid· used as a cholagogue.

deganglionate (de-gan'gle-on-āt). To deprive of a ganglion to remove a ganglion or ganglia from.

degassing (de-gas'ing). Treatment of men who have been subjected to the fumes of gas

degeneracy (de-jen er-as-e) A state characterized by deterioration of the powers of body and mind. **inferior d.,** degeneracy marked by deformity or by weakened mentality. **superior d.,** degeneracy with brilliant mental powers

degenerate (de-jen'er-āt). 1. To change from a higher to a lower type or form 2 A person of a perverted mental or physical constitution

degeneratio (de-jen-er-a'she-o). Latin for *degeneration.* **d. mi'cans,** the glistening hyaline matter formed by degenerating glia-cells.

degeneration (de-jen-er-a'shun) [L. *degenera'tio*]. Deterioration; change from a higher to a lower form; especially change of tissue to a lower or less functionally active form. When there is chemic change of the tissue itself, it is *true* degeneration, when the change consists in the deposit of abnormal matter in the tissues, it is *infiltration.* **Abercrombie's d.,** amyloid degeneration. **adipose d.** See *fatty d.* **adiposogenital d.,** dystrophia adiposogenitalis. **albuminoid d., albuminous d.** See *cloudy swelling,* under *swelling* **amyloid d.,** degeneration with the deposit of lardacein in the tissues. It indicates impairment of nutritive function, and is seen in wasting diseases. **anemic d.,** polychromatophilia **angiolithic d.,** one characterized by mineral deposits and hyaline changes in the coats of the vessels. **Armanni-Ehrlich's d.,** hyaline degeneration of the epithelial cells of Henle's loops seen in diabetes **ascending d.,** wallerian degeneration affecting centripetal nerve-fibers and progressing toward the brain or spinal cord **atheromatous d.,** the change in the arterial coats which occurs in arteriis deformans, atheroma **axonal d.,** the reaction of a nerve-cell to injury to its axone. It consists of central chromatolysis and eccentricity of the nucleus **bacony d.** Same as *amyloid d* **basic d.** See *basophilia* **basophilic d.** See *basophilia.* **blastophthoric d.,** blastophthoria **calcareous d.,** degeneration with infiltration of calcareous materials into the tissues. **caseous d., cheesy d.** Same as *caseation.* **cellulose d.,** amyloid degeneration. **chitinous d.** Same as *amyloid d* **cloudy swelling d.** See *cloudy swelling,* under *swelling.* **colloid d.,** the assumption by the tissues of a gum-like or gelatinous character **comma d.,** progressive degeneration of the nervous matter of the comma-tract **cystic d.,** degeneration with the formation of cysts **descending d.,** wallerian degeneration extending peripherally along nerve-fibers. **earthy d.** Same as *calcareous d.* **elastoid d.,** amyloid degeneration of the elastic tissue of arteries. **endoglobular d.,** a condition sometimes seen in large red blood-corpuscles (megalocytes) in which they exhibit irregularly shaped colorless areas. **fascicular d.,** degeneration of paralyzed muscles due to lesion in the motor ganglion-cells of the central tube of gray matter of the cord **fatty d.,** deposit of fat-globules in a tissue. **fibrinous d.,** necrosis with deposit of fibrin within the cells of the tissue. **fibroid d.,** degeneration into fibrous tissue. **fibrous d.** Same as *fibrosis.* **gelatiniform d.** Same as *colloid d.* **glassy d.,** a peculiar change occurring in the heart muscle and other muscles in fevers. **glistening d.,** degeneration of glia tissue characterized by the formation of glistening masses. Called also *degeneratio micans* and *Rosenthal's d.* **granular d.** Same as *basophilia.* **Grawitz's**

d. See *basophilia*. **gray d.**, degeneration of the white substances of the spinal cord, in which it loses myelin and assumes a gray color. **hematohyaloid d.**, a form of hyaline degeneration of thrombi due to conglutination of the red cells or blood-platelets. **hepatolenticular d.** See *progressive lenticular d.* **Holmes's d.** See *primary progressive cerebellar d.* **Horn's d.**, degeneration with nuclear proliferation in striated muscles. **hyaline d.**, abnormal transformation of a tissue into a transparent, shining material. **hyaloid d.**, amyloid degeneration **hydropic d.**, a variety in which the degenerated cells absorb much water. **keratoid d.**, change of the plasma of a cell into keratin. **lardaceous d.** Same as *amyloid d.* **lenticular d.** See *progressive lenticular d.* **Maragliano's endoglobular d.**, degeneration of red blood-cells, marked by the formation of one or more vacuolated areas, which are probably areas of coagulative necrosis **mucinoid d.**, a term used to include both mucoid and colloid degeneration. **mucoid d., myelinic d.**, a deposit of myelinic and lecithin substances in the cells **mucous d., myxomatous d.**, degeneration which converts tissue-cells into a glutinous substance containing mucin. **Nissl d.**, degeneration of a nerve-cell after division of the nerve-fiber supplying it. **parenchymatous d.** See *cloudy swelling*, under *swelling*. **pigmental d.**, in which cells of affected tissue become abnormally pigmented. **polychromatophilic d.**, polychromatophilia **polypoid d.**, the development, on a mucous membrane, of polypoid growths. **primary progressive cerebellar d.**, a familial disease marked by motor disorders and due to cerebellar degeneration, occurring in adults between the ages of thirty and forty and progressing slowly to a fatal termination (Holmes). **progressive lenticular d.**, a rare disease characterized by bilateral degeneration of the corpus striatum and cirrhosis of the liver, and marked by tremor, spastic contractures, psychic disturbance, and increasing weakness and emaciation. This is also called *Wilson's disease* and *hepatolenticular d.* **Quain's d.**, the fibrous degeneration of the muscles of the heart. **red d.**, degeneration of a uterine fibroid during pregnancy, marked by the formation of soft red areas. **Rosenthal's d.** See *glistening d.* **sclerotic d.**, a variety of hyaline degeneration affecting connective tissue, especially the intima of arteries. **secondary d.** Same as *wallerian d.* **senile d.**, the wide-spread degenerative changes, principally fibroid and atheromatous, that occur in old age. **theroid d.**, acquirement of beast-like qualities by the insane. **trabecular d.**, a change in the walls of the bronchi, which become thin and wasted in respect to the muscular and mucous elements, while the stroma is increased in volume. **traumatic d.**, degeneration of a divided nerve up to the nearest node of Ranvier. **Türck's d.**, secondary parenchymatous degeneration of nerve-tracts of the cord. **uratic c.**, degeneration marked by the deposit of urates or uric acid. **vacuolar d.**, the formation of vacuoles in the cells of a tissue. **Virchow's d.**, amyloid degeneration. **vitreous d.** Same as *hyaline d.* **wallerian d.**, fatty degeneration of a nerve-fiber which has been severed from its nutritive centers. **waxy d.**, amyloid degeneration. **Zenker's d.**, necrosis and hyaline degeneration of striated muscle.

degenerative (de-jen'er-a-tiv). Of or pertaining to degeneration.

dégénéré supérieur (da-zhon'er-a soo-pa-re-er') [Fr.]. A person of superior mind but morbid or degenerate tendencies.

Degkwitz method (deg'witz). See under *method*.

Deglut. Abbreviation for L. *deglutia'tur*, let it be swallowed.

deglutible (de-glu'tib-l). Capable of being swallowed.

deglutition (deg-lu-tish'un) [L. *degluti'tio*]. The act of swallowing.

deglutitive, deglutitory (deg-lu'tit-iv, deg-lu'te-to-re). Pertaining to deglutition.

degote (de-gōt') [Russ.]. Tarry oil of white birch: used in the arts, and to some extent in medicine.

degradation (deg-ra-da'shun). The reduction of a chemical compound to one less complex, as by splitting off one or more groups.

degrasin (de-gras'in). A proprietary antifat remedy made from fresh sheep's thyroid.

degrease (de-grēs'). To remove grease or fat from.

degree (de-gre'). The title or rank of doctor, master, licentiate, bachelor, surgeon, or apothecary conferred by an authorized college or university.

degustation (de-gus-ta'shun) [L. *degusta'tio*]. The act or function of tasting.

dehematize (de-hem'at-īz) [L. *de* from + Gr. *αἷμα* blood]. To deprive of blood.

dehemoglobinize (de-hem-o-glo'bin-īz). To remove hemoglobin from the red blood-corpuscles.

Dehio's test (da'he-ōz) [Karl Konstantinovitch *Dehio*, Russian physician, born 1851]. See *tests*.

dehiscence (de-his'ens) [L. *dehis'cere* to gape]. The act or process of splitting. **Zuckerkandl's d's,** small gaps occasionally seen in the papyraceous layer of the ethmoid bone.

dehumanization (de-hu"man-i-za'shun) [L. *de* from + *huma'nus* human] Loss of the qualities of humanity, as in some cases of insanity.

dehydrase (de-hi'drās) Wieland's name for a reducing enzyme, which according to his theory acts by dehydrogenation.

dehydration (de-hi-dra'shun) [L. *de* away + Gr. *ὕδωρ* water]. Removal of water from a substance or compound, also removal of water from the body, restriction of the water intake.

dehydrocholic acid (de-hi-dro-kol'ik). See under *acid*.

dehydrocodeinon (de-hi-dro-ko-de'in-on) A proprietary sedative and analgesic of the morphin group. Dose, ½ gr. (0.02 gm.).

dehydrogenase (de-hi-dro'jen-ās). Hydrogen acceptor. See under *acceptor*.

dehydrogenate (de-hi'dro-jen-āt). Dehydrogenize.

dehydrogenation (de-hi-dro-jen-a'shun) Indirect oxidation due to removal of hydrogen by the action of a hydrogen acceptor.

dehydrogenize (de-hi'dro-jen-īz). To remove hydrogen from.

dehydromorphin (de-hi-dro-mor'fin). A compound, $C_{34}H_{36}N_2O_{4.3}H_2O$, occurring in opium and prepared by the oxidation of morphin. Called also *pseudomorphin* and *oxymorphin*.

dehypnotize (de-hip'not-īz). To awaken from the hypnotic state.

deiteral (di'ter-al). Pertaining to Deiters' nucleus.

Deiters's cells, nucleus, process, etc. (di'terz) [Otto Friedrich Carl *Deiters*, German anatomist, 1834–1863]. See *cell, nucleus, process*, etc.

dejecta (de-jek'tah) [L., pl.]. Excrementitious substances.

dejection (de-jek'shun) [L. *dejec'tio*]. 1. Discharge of excrementitious material; also material so discharged. 2. Prostration; mental depression.

Déjerine's disease, syndrome (da-zher-ēnz') [Joseph Jules *Déjerine*, neurologist in Paris, 1849–1917]. See *disease* and *syndrome*.

deka-. For words thus beginning, see *deca-*.

dekanem (dels'an-ēm). Ten nems.

dekanormal (dek-ah-nor'mal) [Gr. *δέκα* ten]. Having a strength ten times the normal; said of solutions.

delacrimation (de-lak-rim-a'shun) [L. *de* from + *lac'rima* tear]. Excessive and abnormal flow of tears.

delactation (de-lak-ta'shun) [L. *de* from + *lactation*]. 1. Weaning. 2. The cessation of lactation.

Delafield's hematoxylin (del'af-ēldz) [Francis *Delafield*, pathologist in New York, 1841–1915]. See under *stains, table of.*

delamination (de-lam-in-a'shun) [L. *de* apart + *lam'ina* plate]. Separation of the blastoderm into the epiblast and hypoblast.

Delbet's sign (del-bāz') [Paul *Delbet*, French surgeon, 1866 1924]. See under *sign.*

deleterious (del-e-te're-us) [Gr. δηλητήριος]. Hurtful, injurious.

Delhi boil, sore (del'he). A form of furunculus orientalis See *furunculus orientalis.*

deligation (del-ig-a'shun) [L. *de* down + *lig'are* to bind] The application of a ligature or bandage.

delimitation (de-lim-it-a'shun) [L. *de* apart + *limita're* to limit] 1. The process of limiting or of becoming limited. 2. Ascertainment of the limits and extent of a diseased tissue or process.

delineascope (de-lin'e-ah-skōp). A form of lantern for the projection of slides on to a screen.

deliquescence (del-ik-wes'ens) [L. *deliques'cere* to grow moist]. The condition of becoming liquefied as a result of the absorption of water from the air.

deliquescent (del-ik-wes'ent). Having a tendency to melt or become liquid by the absorption of moisture from the air

deliquium (de-lik'we-um) [L.]. 1. A fainting or syncope. 2 Impairment of mental faculties. **d. an'imi**, a swoon or syncope.

delire de toucher (da-lār du too-sha') An insane and irresistible impulse to touch objects.

deliria (de-lir'e-ah). Plural of *delirium.*

deliriant (de-lir'e-ant). 1 Capable of producing delirium 2. A drug which may produce delirium. 3. A delirious person.

delirifacient (de-lir-if-a'she-ent) [L. *delir'ium* + *fa'cere* to make]. 1. Capable of causing delirium. 2 A drug which may produce delirium.

delirious (de-lir'e-us). Suffering from delirium.

delirium (de-lir'e-um) [L.]. A mental disturbance marked by illusions, hallucinations, short unsystematized delusions, cerebral excitement, physical restlessness and incoherence, and having a comparatively short course. Delirium occurs in insanity or as a result of fever, disease, or injury. **active d.**, delirium accompanied by maniacal movements **acute d.**, a suddenly appearing and severe delirium lasting only a short time and ending usually in death. **afebrile d.**, delirium not attended by, nor occurring in the course of, fever. **d. alcohol'icum, d. ebriosita'tis.** Same as *d tremens.* **d. ambitio'sum, d. grandio'sum**, delirium with delusions as to wealth, greatness, and power often seen in general paresis. **anxious d.**, a condition of excitement marked by an undefined feeling of anxiety. **Bell's d.** Same as *acute d.* **chronic alcoholic d.**, Korsakoff's psychosis. **d. cor'dis**, violent tremulous beating of the heart. **febrile d.**, the delirium of fever. **d. of grandeur**, delirium in which the patient has insanely exaggerated ideas of his power, importance, or wealth. **grave d.** Same as *acute d.* **intellectual d.**, mental disturbance which does not manifest itself in insane acts, illusions, or hallucinations. **lingual d.**, the utterance of meaningless words and sentences. **low d.**, delirium marked by confusion of ideas and slowness of mental action rather than by excitement. **macromaniacal d.**, delirium with delusions of greatness of the body or members **micromaniacal d.**, delirium in which the patient believes that his body or limbs are very small. **d. mus'sitans**, muttering delirium, such as often accompanies a low fever. **d. of negation**, insane belief of a patient that he has lost some of his members or parts. **d. of persecution**, delirium in which the patient believes himself the object of persecution. **d. of ruin**, the insane belief of a patient that he is financially ruined. **d. schizophrenoi'des**, delirium with symptoms of dementia præcox. **senile d.**, dotage the imbecility of old age. **d. si'ne delir'io** [L. "delirium without delirium"], delirium tremens without hallucinations and mental distress, but with all the physical symptoms present. **specific febrile d.** Same as *acute d* **toxic d.**, delirium caused by poisons **traumatic d.**, that which follows severe injury and accompanies shock. **d. tre'mens**, a variety of acute insanity marked by delirium with trembling and great excitement, and attended by anxiety, mental distress, sweating, and precordial pain. It is caused by abuse of alcoholic stimulants or, more rarely, by opium. **d. vesan'icum**, the delirium of uncomplicated insanity.

delitescence (del-it-es'ens) [L. *delites'cere* to lie hidden]. 1. Sudden disappearance of symptoms or of objective signs of a disease. 2. The period of latency of a poison or morbific agent.

deliver (de-liv'er). 1 To aid in the process of childbirth 2. To remove, as the fetus, placenta, or the lens of the eye.

delivery (de-liv'er-e) 1. Expulsion or extraction of the child at birth. 2. Removal of a part, as the placenta or lens. **abdominal d.**, delivery of the child by cesarean section. **postmortem d.**, birth of a child after the death of the mother. **premature d.**, the expulsion of a viable fetus, namely, after the beginning of the seventh month.

delle (del'eh). The clear area in the center of a stained erythrocyte.

delomorphic, delomorphous (del-o-mor'fik, del-o-mor'fus) [Gr. δῆλος evident + μορφή form]. Having definitely formed and well-defined limits. See *cell.*

Delore's method (da-lorz') [Xavier *Delore*, French physician, 1828–1916]. Forcible manual correction of genu valgum.

delousing (de-lows'ing). The freeing from lice; destruction of lice.

Delpech's abscess, operation (del-pesh'ez) [Jacques Mathieu *Delpech*, French surgeon, 1777–1832]. See *abscess* and *operation.*

delphin (del'fin). Same as *delphinin.*

delphinin (del'fin-in). A poisonous alkaloid, $C_{34}H_{47}NO_9$, from the seeds of *Delphin'ium staphisa'gria:* used for the most part externally to relieve pain in neuralgia, rheumatism, and paralysis. Dose, $\frac{1}{64}$–$\frac{3}{4}$ gr. (0.001–0.05 gm.).

Delphinium (del-fin'e-um) [L.]. A genus of ranunculaceous plants, including *D. consol'ida*, or larkspur, the seeds of which are diuretic, emmenagogue, and poisonous Dose of fluidextract, 1–10 min. (0.066–0.66 c.c.) *D. staphisa'gria*, or stavesacre: is used for destroying lice.

delphinoidin (del-fin-oid'in). An alkaloid from the seeds of *Delphin'ium staphisa'gria.*

delphisin (del'fis-in). An alkaloid, isomeric with delphinin, from the seeds of *Delphin'ium staphisa'gria.*

delta (del'tah) [Gr. δέλτα letter Δ]. 1. A triangular space. 2. The fourth letter of the Greek alphabet. See *alpha.* **d. for'nicis**, the lyra, or triangular space on the posterior surface of the splenium, between the posterior pillars of the fornix. **Galton's d.**, a triangular arrangement of the lines of a fingerprint near the base. **d. mesoscap'ulæ**, the triangular area at the root of the spine of the scapula.

deltoid (del'toid) [L. *deltoi'des* triangular]. 1. Of a triangular outline. 2. See *deltoid*, in *muscles, table of.*

deltoideus (del-toid'e-us). See *muscles, table of.*

de lunatico inquirendo (de lu-nat'ik-o in-kwe-ren'do) [L.]. A commission, board, inquisition, or jury appointed by a court for the investigation of the mental condition of a person whose sanity has been disputed.

delusion (de-lu'zhun) [L. *delu'sio*, from *de* from + *lu'dus* a game] A false belief which cannot be corrected by reason, mistaken conviction, of the falsity of which not even the evidence of the senses will convince the patient. Cf *illusion.* **depressive d.**, a delusion of sad ideas **expansive d.**, an insane belief in one's own greatness, goodness, or power. **d. of grandeur**, insane conviction of one's own importance, power, wealth, etc. **d. of negation**, an insane belief that some part of the body is missing or that the world has ceased to exist. **nihilistic d.**, a delusion which denies the existence of something. **d. of persecution**, a morbid belief on the part of a patient that he is being persecuted, slandered, and injured by secret enemies **d. of reference**, a delusion in which the patient believes he is the object of comment. **somatic d.**, a delusion as to some alteration in a bodily organ or its function **systematized d.**, a delusion which is carried out by the patient in a logical manner; a delusion which has a logical structure. **unsystematized d.**, a delusion made up of disconnected parts.

delusional (de-lu'zhun-al). Pertaining to or characterized by delusions.

demagnetization (de-mag"net-iz-a'shun). Deprival of magnetism.

demagnetize (de-mag'net-īz). To deprive of magnetic properties.

demarcation (de-mar-ka'shun) [L. *demarca're* to limit] The marking off or ascertainment of boundaries. **surface-d.**, the limit between dead and living muscle, a term used in the records of experiments regarding the electromotive properties of muscle

Demarquay's sign (dem-ar-kāz') [Jean Nicolas *Demarquay*, a French surgeon, 1811–1875]. See *sign*

demedication (de-med-ik-a'shun). The removal of drugs from the system **catalytic d.**, **cataphoretic d.**, the removal of foreign matter from the tissues by cataphoresis

dement (de-ment'). A person affected with dementia (used often in comparison or contrast with *ament*).

demented (de-men'ted). Deprived of reason.

dementia (de-men'she-ah) [L. *de* neg. + *mens* mind]. Insanity characterized by loss or serious impairment of intellect, will, and memory. **acute d.**, a form which affects comparatively young persons and is often curable. **apperceptive d.**, the final stage of dementia præcox, marked by great mental weakness **chronic d.**, dementia which may occur at any time of life and is incurable. **epileptic d.**, insanity with mental deterioration, resulting from the long continuance of epilepsy. **d. myoclon'ica**, mental deterioration occurring in paramyoclonus multiplex. **paralytic d.**, **d. paralyt'ica**, **paretic d.** See *general paresis*, under *paresis* **d. parano'ides**, a form of adolescent insanity marked by paranoic delusions, developing rapidly and terminating in a demented confusional condition. **d. præ'cox**, adolescent insanity, a term used to include a large range of mental disorders which occur in early life and are marked by melancholia and self-absorption, terminating in a characteristic mental weakness of an emotional nature The term includes *primary dementia*,* *catatonia*, and *hebephrenia*. Called also *adolescent insanity*. **d. præseni'lis**, dementia beginning between forty and fifty and marked by apathy, loss of memory, disturbances of speech and gait. **primary d.**, dementia occurring independently of any other form of insanity. **secondary d.**, dementia following and due to some other form of insanity. **senile d.**, dementia from old age. **tabetic d.**, that which sometimes follows tabes dorsalis. **terminal d.**, dementia coming on as a final result of nervous or mental diseases. **toxic d.**, that which is due to the excessive use of some poisonous drug.

demethylation (de-meth-il-a'shun). The removal of a methylene group, $—CH_3$, from a compound.

Deme'trius Pepagom'enus. A Greek physician of the thirteenth century A. D., who wrote a work on gout.

demi- [Fr. *demi;* L. *dimidi'us* half]. A prefix signifying half.

demi-bain (dem'e-bān) [Fr.]. A half-bath, sitz-, or hip-bath.

demi-gantlet (dem-e-gant'let). A form of bandage for the hand and fingers.

demilune (dem'il-ūn). 1. A half-moon, or crescent. 2. Crescentic; crescent-shaped. **d's of Adamkiewicz**, crescent-shaped cells beneath the neurilemma of medullated nerve-fibers **d. body.** See under *body.* **d's of Heidenhain.** See *crescents of Gianuzzi.*

demimonstrosity (dem"e-mon-stros'it-e) Malformation of a part which does not prevent the exercise of its function.

demineralization (de"min-er-al-iz-a'shun). Excessive elimination of mineral or inorganic salts, such as is seen in pulmonary tuberculosis and cancer.

demipenniform (dem-e-pen'if-orm). Pen-shaped or wing-shaped as to the one of the two margins: used of certain muscles.

Demme's bacillus (dem'ehz). See under *bacillus.*

demodectic (dem-o-dek'tik). Pertaining to, or caused by, *Demodex.*

Demodex (dem'o-deks) [Gr. *δημός* fat + *δήξ* worm]. A genus of mites or acarids **D. e'qui**, a species causing a sarcoptic mange in horses. **D. follicu-lo'rum**, the pimple-mite; a species found in hair-follicles and in sebaceous secretions, especially of the face and nose. See *comedo.*



Demodex follicularorum (× 100). (Brumpt.)

demography (de-mog'raf-e) [Gr. *δῆμος* people + *γράφειν* to write]. The study or science of mankind collectively; especially the statistical study of human life. **dynamic d.**, collective physiology of communities, with statistics of births, marriages, deaths, etc. **static d.**, collective anatomy of communities and study of their environment.

demoniac (de-mo'ne-ak). 1. Possessed by a demon; frenzied. 2. A lunatic.

demonomania (de"mo-no-ma'ne-ah) [Gr. *δαίμων* demon + *μανία* madness]. Monomania in which the patient considers himself possessed of devils.

demonopathy (de-mon-op'ath-e) [Gr. *δαίμων* demon + *πάθος* disease] Demonomania.

demonophobia (de"mo-no-fo'be-ah) [Gr. *δαίμων* demon + *φόβος* fear]. Morbid fear of demons.

demonstrator (dem'on-stra-tor) [L. *demonstra'tor*]. 1. An instructor who does not take rank as a professor. 2. The forefinger.

De Morgan's spots (de-mor'ganz) [Campbell *De Morgan*, English physician, 1811–1876]. See under *spot.*

demorphinization (de-mor"fin-iz-a'shun). The gradual depriving of one addicted to the morphin-habit of the drug until the habit is cured.

Demours's membrane (da-moorz') [Pierre *Demours*, French ophthalmologist, 1702–1795]. See *membrane.*

demucosa'tio intesti'ni. Demucosation of the intestine.

demucosation (de-mu-ko-sa'shun). Removal of mucous membrane from a part.

demulcent (de-mul'sent). 1. Soothing; bland; allaying the irritation of inflamed or abraded surfaces. 2. A soothing, mucilaginous or oily medicine or application. The principal demulcents are glycerin, gum arabic, flaxseed, Irish moss, Iceland moss, licorice, sassafras, slippery elm, starch paste, and tragacanth.

demustardization (de-mus-tar-diz-a'shun). Treatment of men who have been subjected to the fumes of mustard gas.

demutization (dē-mu-tiz-a'shun) [L. *de* from + *mu'tus* mute] The teaching of deaf-mutes to communicate by lip-language or by dactylology.

denarcotize (de-nar'ko-tīz). To deprive of narcotin.

denatured (de-na'tshurd). Having its nature changed, rendered unfit for human consumption. **d. alcohol.** See under *alcohol.*

dendraxon (den-draks'on) [*dendron* + *axon*]. A nerve-cell whose axis-cylinder breaks up into terminal filaments almost immediately after leaving the cell. Cf *inaxon.*

dendric (den'drik). Having a dendron or dendrons.

dendriceptor (den'dre-sep-tor). One of the sensitive points at the ends of the branching processes of a dendrite, capable of being stimulated by the mittors of other neurons

dendriform, dendroid (den'drif-orm, den'droid). Branched, or tree-shaped

dendrite (den'drīt) A dendron.

dendritic (den-drit'ik) Branched like a tree; pertaining to or possessing dendrons.

dendroid (den'droid) [Gr. δένδρον tree + εἶδος form]. Branching like a tree or shrub.

dendron (den'dron) [Gr δένδρον tree]. A branched and tree-shaped protoplasmic process from a nerve-cell a neurodendron.

Denecke's spirillum (den'ek ez) [*Denecke*, contemporary German bacteriologist]. Vibrio tyrogenum.

denervated (de-ner'va-ted). Having the nerve removed or the nerve supply interrupted.

denervation (de-ner-va'shun). Resection of or removal of the nerves of an organ

dengue (deng'u; Spanish, dan'gwa) [Sp.]. An infectious, eruptive, febrile disease, coming on suddenly, and marked by severe pains in the head, eyes, muscles, and joints, sore throat, catarrhal symptoms, and sometimes a cutaneous eruption and painful swellings of the parts. The disease comes on suddenly after an incubation period of from three to six days. The symptoms increase in severity for two or three days, then decrease somewhat, only to increase again on the fourth or fifth day, at which time the eruption appears. It occurs epidemically and sporadically in India, Egypt, Persia, and the West Indies, is caused by a filtrable virus, and is transmitted by the bite of the mosquito, *Aedes ægypti.* Called also *breakbone fever, dandy fever, sun fever,* and *solar fever.*

denidation (den-id-a'shun) [L. *de* away + *ni'dus* nest]. The supposed removal in menstruation of a part of the nidus for a fertilized ovum, made up of the epithelial elements of the intra-uterine mucous membrane.

Denigès's test (den-e-zhāz') [Georges *Denigès*, French chemist, born 1850]. See under *tests.*

denigration (de-ni-gra'shun) [L. *de* from + *ni'ger* black]. The act of rendering black or of becoming black.

denitrification (de-ni-trif-ik-a'shun). The setting free of gaseous nitrogen from nitrites and nitrates.

denitrifier (de-ni'trif-i-er). A bacterium which causes denitrification.

Denman's evolution or **version** (den'manz) [Thomas *Denman*, English obstetrician, 1733–1815]. See under *evolution.*

Denonvillier's aponeurosis or **fascia, operation** (den-aw-vēl-yāz') [Charles Pierre *Denonvillier*, surgeon in Paris, 1808–1872]. See *fascia* and *operation.*

dens (denz), pl *den'tes* [L.]. 1 A tooth. 2. [B N A] The odontoid process of the axis. **d. cani'nus** [B N A], a canine tooth. **d. decid'uus** [B N A], a desiduous or milk tooth. **d. incisi'vus** [B N A], incisor tooth. **d. mola'ris** [B N A], molar tooth. **d. per'manens** [B N A], a permanent tooth. **d. premola'ris** [B N A], premolar tooth. **d. sapien'tiæ, d. serot'ini** [B N A], a wisdom tooth.

densimeter (den-sim'et-er) [L. *den'sus* dense + *me'trum* measure]. An apparatus for determining the density or specific gravity.

density (den'sit-e) [L. *den'sitas*]. 1. The quality of being compact or dense. 2. The quantity of matter in a given space. 3. The quantity of electricity in a given area or in a given volume or in a given time.

dentagra (den-tag'rah, den'tag-rah) [L. *dens* tooth + Gr. ἄγρα seizure]. 1. A forceps or key for pulling out teeth. 2. Toothache.

dental (den'tal) [L. *denta'lis*]. 1. Pertaining to a tooth or teeth. 2 A letter or sound made by or in part by the front teeth.

dentale (den-ta'le). The dentary bone.

dentalgia (den-tal'je-ah) [L. *dens* tooth + Gr. ἄλγος pain]. Toothache; odontalgia.

dentaphen (den'taf-en). A proprietary solution of benzyl alcohol, used as a local anesthetic on mucous surfaces.

dentaphone (den'taf-ōn) [L *dens* tooth + Gr. φωνή sound]. An instrument by means of which deaf persons are enabled to hear sounds propagated through the medium of the teeth

dentata (den-ta'tah). The second vertebra or axis, so called from its tooth-like process.

dentate (den'tāt) [L. *denta'tus*]. Having teeth or projections like saw-teeth on the edges.

dentatum (den-ta'tum) [L. "toothed"]. The nucleus dentatus.

dentes (den'tēz) [pl. of L. *dens* tooth]. See *teeth.* **d. acu'ti,** the sharp teeth; incisor teeth. **d. incisi'vi,** the incisor teeth. **d. mola'res,** the molar teeth. **d. præmola'res,** the premolar teeth. **d. sapien'tiæ, d. serot'ini,** the wisdom-teeth, the last grinder or molar teeth.

dentiaskiascope (den"ti-ah-ski'as-kōp) [L. *dens* tooth + *skiascope*] An apparatus for examining the teeth by the *x*-rays; a dental skiascope.

dentibuccal (den-te-buk'al). Pertaining to the teeth and the cheek.

denticulate, denticulated (den-tik'u-lāt, den-tik'u-la-ted) [L. *denticula'tus*]. Provided with minute teeth; having very fine marginal teeth.

dentification (den-tif-ik-a'shun). The formation of dentin or tooth-substance.

dentiform (den'tif-orm). Shaped like a tooth.

dentifrice (den'tif-ris) [L. *dentifric'ium*]. A tooth-powder or tooth-wash.

dentigerous (den-tij'er-us) [L. *dens* tooth + *ger'ere* to carry]. Containing or bearing a tooth or teeth.

dentilabial (den-ti-la'be-al) [L. *dens* tooth + *la'bium* lip]. Pertaining to the teeth and lips.

dentilingual (den-ti-lin'gwal) [L. *dens* tooth + *lin'gua* tongue]. Pertaining to the teeth and tongue.

dentilinimentum (den-te-lin-im-en'tum). The N. F. name for toothache drops. **d. aconi'ti compos'itum,** menthol, 36; chloroform, 13.5; tincture of aconite, to make 100. **d. aconi'ti et io'di compos'itum,** menthol, 2.2; iodin, 2.2; chloroform, 16.5; tincture of aconite, to make 100.

dentimeter (den-tim'et-er) [L. *dens* tooth + Gr. *μέτρον* measure]. An instrument for measuring teeth.

dentin, dentine (den'tin) [L. *dens* tooth]. The chief substance or tissue of the teeth which surrounds the tooth-pulp, and is covered by enamel on the exposed part of the tooth and by cement on the part implanted in the jaw. Dentin resembles bone, but is harder and denser It consists of a solid organic substratum, infiltrated with lime salts which is permeated by numerous branching spiral canaliculi or tubules which contain processes of the connective-tissue cells (*dentin cells*) that line the pulp cavity. **adventitious d.** Same as *secondary d* **secondary d.**, deposits of dentin in the pulp cavity subsequent to complete tooth formation. **sensitive d.**, a sensitive condition of the dentin due to distal irritation of the dentinal tubules.

dentinal (den'tin-al). Pertaining to dentin.

dentinalgia (den-tin-al'je-ah) [L. *dentin* + Gr. ἄλγος pain]. Pain in the dentin.

dentinification (den-tin-if-ik-a'shun). The formation of dentin.

dentinitis (den-tin-ī'tis). Inflammation of the dentinal tubules.

dentinoid (den'tin-oid). Resembling dentin; also a tumor composed of dentin.

dentinoma (den-tin-o'mah). A tumor of dentin.

dentinosteoid (den-tin-os'te-oid) A tumor composed of or containing dentin and bone.

dentiparous (den-tip'ar-us). Pertaining to the production of teeth.

dentiphone (den'tif-ōn). Same as *dentaphone.*

dentist (den'tist). A person authorized to practise dentistry.

dentistry (den'tis-tre). The surgery and therapy of the teeth **ceramic d.**, that department of dentistry which deals with the production and preparation of artificial teeth, dental ceramics. **cosmetic d., esthetic d.**, the repairing and filling of decayed or broken teeth with such materials and in such a manner as to conceal the dental work and restore the part to a natural appearance. **operative d.**, that branch of dentistry which deals with the operations or manipulations in the mouth of the patient, as distinguished from those performed in the workshop or laboratory. **prosthetic d.** See *prosthodontia.*

dentition (den-tish'un) [L. *denti'tio*] 1. The cutting of the teeth, teething. 2. The kind, number, and arrangement of the teeth. **primary d.**, the eruption of the deciduous or milk-teeth **secondary d.**, the eruption of second or permanent teeth. **tertiary d.**, a third dentition which sometimes occurs in adult life or old age.

dento-alveolar (den"to-al-ve'o-lar). Pertaining to a tooth alveolus

dento-alveolitis (den"to-al-ve-o-li'tis). Pyorrhea alveolaris.

dentoid (den'toid) [L. *dens* tooth + Gr. εἶδος form]. Tooth shaped.

dentoidin (den-toi'din). The organic or albuminous ground-substance of a tooth

dentola (den'to-lah). A solution of potassium bromid and cocain hydrochlorid in glycerin and water· used as an application to painful gums.

dentoliva (den-to-li'vah) [L. *dens* tooth + *oli'va* olive]. The olivary nucleus.

dentology (den-tol'o-je) [L. *dens* tooth + Gr. λόγος treatise]. Same as *odontology.*

dentor (den'tor). A dentist.

dentosurgical (den-to-ser'jik-al). Relating to, or used in, dentistry and surgery.

dentural (dent'u-ral). Pertaining to a denture.

denture (dent'ūr) [Fr.; L. *dens* tooth]. An entire set of teeth; also a set of artificial teeth. **artificial d.**, a structure replacing missing natural teeth. **clasp d.**, a partial denture retained with clasps (A. D. A.). **continuous gum d.**, an artificial denture consisting of porcelain teeth fused to a base of platinum. **full d.**, a structure replacing the full number of natural teeth of both jaws (A. D. A.). **immediate d.**, an artificial denture inserted before complete hardening of the tissues. **partial d.**, a structure supporting less than the full number of teeth in one jaw (A. D. A.). **permanent d.**, an artificial denture inserted after the tissue layer becomes completely hardened.

Denucé's ligament (den-u-sāz') [Jean Henri Maurice *Denucé*, French surgeon, 1859–1924] See *ligament.*

denucleated (de-nu'kle-a-ted). Deprived of the nucleus.

denudation (den-u-da'shun) [L. *denuda're* to make bare]. The act of laying anything bare, the deprival of a surface of its epithelial covering, whether surgical or pathologic.

denutrition (de-nu-trish'un). A withdrawal or failure of the nutritive processes, with consequent atrophy and degeneration.

Denys's tuberculin (den-ēs'ez) [G. *Denys*, a contemporary Belgian physician]. See *tuberculin.*

Denys-Leclef phenomenon (den-ēs-lek-lā'). See *phenomenon.*

deobstruent (dē-ob'stru-ent) [L. *de* priv + *obstru'ere* to block up] 1. Removing obstructive matters. 2. A medicine that removes obstructions.

deodar (de'o-dar). The *Ce'drus deod'ara*, a large tree of the Himalayas· its turpentine is medicinal.

deodorant (de-o'dor-ant) [L. *de* from + *odora're* to perfume]. 1. Removing undesirable or offensive odors. 2. A substance that destroys ill odors.

deodorize (de-o'dor-īz) [L. *de* from + *o'dor* odor]. To deprive of odor

deodorizer (de-o'dor-i-zer). A deodorizing agent.

deontology (de-on-tol'o-je) [Gr δέοντα things that ought to be done + λόγος treatise] The science of professional duties and etiquette.

deoppilant, deoppilative (de-op'il-ant, de-op'il-at-iv). Removing obstructions.

deoppilation (de-op-il-a'shun) [L. *de* away + *oppila'tio* obstruction]. The removal of obstructions.

deorsum (de-or'sum) [L.]. Downward, **d. ver'gens**, turning or directed downward.

deorsumduction (de-or-sum-duk'shun) [L *deor'sum* downward + *du'cere* to lead]. The turning down of a part, as the eyes.

deorsumvergence (de-or-sum-ver'jens). A downward movement, especially of the eyes.

deorsumversion (de-or-sum-ver'shun) [L. *deor'sum* downward + *ver'tere* to turn] An act of turning or directing downward.

deossification (de-os-if-ik-a'shun) [L *de* from + *os* bone + *fa'cere* to make]. Loss of or removal of the mineral elements of bone.

deoxidation (de"oks-id-a'shun) [L *de* from + *oxygen*]. The removal of oxygen from a chemic compound.

deoxidize (de-oks'id-īz). To deprive of chemically combined oxygen.

deoxycholeic acid (de-ok-se-ko-le'ik). See under *acid.*

deoxygenation (de-oks"ij-en-a'shun). The act of depriving of oxygen.

Dep. Abbreviation for L. *depura'tus*, purified.

depancreatize (de-pan'kre-at-īz). To deprive of the pancreas, as by operation.

dependency, cortical. That part of the brain stem which is developed as a subsidiary of the cerebral cortex

depersonalization (de-per-sun-al-iz-a'shun). Loss of the sense of personality, or of personal ownership of the parts of one's body.

dephlogisticate (de-flo-jis'tik-āt). To reduce inflammation in.

depigmentation (de"pig-men-ta'shun). The removal of pigment by an artificial or a natural process.

depilate (dep'il-āt) [L. *de* away + *pi'lus* hair]. To remove the hair from.

depilation (dep-il-a'shun). The process of removing hair.

depilatory (de-pil'at-o-re) [L. *de* from + *pi'lus* hair]. 1. Having the power to remove the hair. 2. An agent for removing or destroying the hair. The chief depilatories are arsenic, calcium sulphate, and quicklime. **Atkinson's d.**, 6 parts of quicklime, 1 part of orpiment mixed with flour and colored yellow.

deplete (de-plēt') [L. *deple're* to empty]. To empty; to unload, to cause depletion.

depletion (de-ple'shun) [L. *deple're* to empty]. 1. The act or process of emptying; removal of a fluid, as the blood. 2 Exhausted state which results from excessive loss of blood **plasma d.**, plasmapheresis

deplumation (dep-lu-ma'shun) [L. *de* from + *plu'ma* down]. Loss of the eyelashes by disease.

depolarization (de-po"lar-iz-a'shun). The process or act of neutralizing polarity.

depolarize (de-po'lar-īz) [L. *de* from + *po'lus* pole]. To reduce to a non-polarized condition, to deprive of polarity.

depolarizer (de-po'lar-i-zer). A chemic agent placed in a galvanic cell for preventing the accumulation of gas upon either of the plates.

deposit (de-poz'it) [L. *de* down + *po'nere* to place]. 1. Sediment or dregs. 2. Extraneous inorganic matter collected in the tissues or in a viscus or cavity In dentistry, hard or soft material adherent to the surface of a tooth **brick-dust d.**, a reddish sediment in the urine, composed of urates.

depositive (de-pos'it-iv). Depositing· said of the condition in which lymph is exuded into the derma, forming papules.

depravation (dep-ra-va'shun) [L. *depra'vere* to vitiate, *de* down + *pra'vus* bad]. Deterioration; a change for the worse.

depraved (de-prāvd'). Vitiated or perverted.

deprementia (dep-re-men'she-ah). Insanity marked by depression, impairment of memory, etc.: due to autotoxemia.

depressant (de-pres'ant). 1. Diminishing functional activity. 2. A medicine which reduces functional activity and the vital energies in general by producing muscular relaxation and diaphoresis. The chief depressants are aconite, antimony compounds, tobacco, veratrum viride, and other nauseant drugs.

depressed (de-prest'). Carried below the normal level, associated with depression.

depressing (de-pres'ing). Couching.

depression (de-presh'un) [L. *depres'sio; de* down + *prem'ere* to press]. 1. A hollow or depressed area. 2. Downward or inward displacement. 3. A lowering or decrease of functional activity. 4. Absence of cheerfulness or hope. **auricular d.**, the great lowering in the sphygmographic tracing of the venous pulse, representing the diastole of the right auricle **d. of cataract.** See *couching*. **pacchionian d's**, the fossæ on the interior surface of the skull for the pacchionian bodies. **pterygoid d.** See *pterygoid pit*, under *pit*. **radial d.**, a fossa on the anterior surface of the humerus, just above the radial head. **supratrochlear d.**, a slight depression on the anterior surface of the femur, above the trochlea. **systolic d.**, a falling of the precordial region of the chest observed during the systole of the heart. **ventricular d.**, that part of the venous pulse-tracing which lies between the ventricular and auricular waves.

depressive (de-pres'iv). Causing depression.

depressomotor (de-pres"o-mo'tor) [L *deprim'ere* to press down + *mo'tor* mover] 1 Retarding or abating motion. 2 An agent which lessens or depresses motor activity.

depressor (de-pres'or) [L] 1. A muscle, agent, instrument, or apparatus which depresses. 2. An afferent nerve whose stimulation causes vasodilatation and thus lowers, restrains, or inhibits motion or other function. See *muscles, table of.* **Sims's d.**, a loop of stout wire used in depressing the anterior vaginal wall in examinations.

deprimens oculi (dep'rim enz) [L] The rectus inferior muscle. See *muscles, table of.*

deprival, deprivation, deprivement (de-pri'val, dep-riv-a'shun, de-priv'ment) [L. *de* from + *priva're* to remove]. Loss or absence of parts, organs, or powers.

depside (dep'sīd). One of a class of compounds which are products of the condensation of two or more molecules of the oxyacids of benzene, *e. g.*, digallic acid

depth, focal (depth). The measure of the power of a lens to yield clear images of objects at different distances from it.

depula (dep'u-lah) [L , from Gr. *δέπας* a goblet]. The developing egg in the stage succeeding the blastula and preceding the gastrula.

depulization (de-pu-liz-a'shun) [L. *de* away + *pu'lex* flea]. The destruction of fleas in an infested dwelling.

depurant (dep'u-rant). A purifying agent or drug

depurated (dep'u-ra-ted) [L. *depura're* to purify]. Cleansed, refined, or purified.

depuration (dep-u-ra'shun). The act or process of purifying.

depurative (dep'u-ra-tiv). Tending to purify or cleanse.

depurator (dep'u-ra-tor) [L. *de* away + *pu'rus* pure] 1 A depurative agent 2. A vacuum-producing apparatus for stimulating the excretory function of the skin.

De R. A contraction or symbol for *reaction of degeneration.*

deradelphus (der-ad-el'fus) [Gr. *δέρη* neck + *ἀδελφός* brother] A monster made up of twins fused at or near the navel, and with but one head.

deradenitis (der"ad-en-ī'tis) [Gr. *δέρη* neck + *ἀδήν* gland]. Inflammation of the glands of the neck.

deradenoncus (der"ad-en-ong'kus) [Gr *δέρη* neck + *ἀδήν* gland + *ὄγκος* tumor]. A swelling of a gland of the neck.

deranencephalia (der-an"en-sef-a'le-ah) [Gr *δέρη* neck + *ἀν* neg + *ἐγκέφαλος* brain] Monstrosity marked by defect of the brain and upper part of the spinal cord.

derangement (de-rānj'ment). Insanity, or disorder of the reason **Hey's internal d.**, partial dislocation of the knee, marked by great pain and spasm of the muscles.

deratization (de-rat-iz-a'shun). Extermination of rats.

Derbyshire neck (der'be-sher). See *goiter.*

Dercum's disease (der'kum) [Francis Xavier *Dercum*, Philadelphia physician, born 1856]. See *disease.*

derencephalocele (der"en-se-fal'o-sēl) [Gr. *δέρη* neck + *ἐγκέφαλος* brain + *κήλη* hernia]. Protrusion of the brain substance through a slit in one or more of the cervical vertebræ.

derencephalus (der-en-sef'al-us) [Gr. *δέρη* neck + *ἐγκέφαλος* brain]. A monster-fetus born with rudimentary skull bones and bifid cervical vertebræ, the brain resting in the latter.

deric (der'ik) [Gr. δέρος skin]. Pertaining to the ectoderm; the opposite of *enteric*.

dericin (der'is-in). A light colored oil derived from castor oil.

derivant (der'iv-ant). 1. Derivative. 2. A derivative agent.

derivation (der-iv-a'shun) [L. *deriva'tio*, from *deriva're* to draw off]. 1. The process or act of withdrawing blood, or of removing a disease process to another part; derivative treatment and its intended result. 2. The alleged suctional action of the heart. 3. Same as *lead*.

derivative (de-riv'a-tiv). 1. Producing or causing a derivation. 2. An agent which withdraws blood from the seat of a disease.

derm, derma (derm, der'mah) [Gr. δέρμα]. The skin, especially the corium, or true skin.

Dermacentor (der-mas-en'tor) [Gr. δέρμα skin + κεντεῖν to pierce]. A genus of ticks. **D. anderso'ni.** See *D. venustus*. **D. margina'tus, D. modes'tus,** a species which transmits Rocky Mountain spotted fever. **D. ni'tens,** a tropical horse tick of Panama which may transmit *Piroplasma caballi*. **D. occidenta'lis,** a dog tick found in Oregon and California which attacks man. Its bite is apt to leave ugly ulcerating sores. **D. parumap'terus** is found in jack rabbits in California. **D. reticula'tus,** of Europe, Asia, and America, attacks sheep and oxen. **D. varia'bilis,** the common dog tick of Eastern North America. **D. venus'tus,** a handsome reddish-brown species of wood tick which is responsible for transmitting Rocky Mountain spotted fever to man and for causing tick paralysis. Its first and second hosts are rodents, especially squirrels, while its third hosts are domestic animals and man.

Dermacentroxe'nus ricket'tsii. An organism which has been considered the possible causative organism in Rocky Mountain spotted fever. See *Rickettsia*.

dermad (der'mad). Toward the integument.

dermagra (der'mag-rah, der-mag'rah) [Gr. δέρμα skin + ἄγρα seizure]. Pellagra.

dermahemia (der-mah-he'me-ah). Same as *dermathemia*.

dermal (der'mal). Of or pertaining to the skin.

dermalaxia (der-mal-aks'e-ah) [Gr. δέρμα skin + μάλαξις softening]. Morbid softness of the skin.

dermalgia (der-mal'je-ah). Same as *dermatalgia*.

dermametropathism (derm-am-et-rop'ath-izm). The diagnosis of disease by observing the character of the markings that result from pressure on the skin with some blunt instrument.

dermamyiasis (der''mah-mi-i'as-is) [Gr. δέρμα skin + μυῖα fly] Disease of the skin caused by flies. **d. linea'ris mi'grans œstro'sa,** creeping eruption See under *eruption*.

dermanaplasty (der-man'ap-las-te) [Gr. δέρμα skin + ἀναπλάσσειν to form again]. Skin-grafting.

Dermanys'sus a'vium et galli'næ. The bird-mite, poultry mite, or chicken-louse. It sometimes attacks the human integument.

dermapostasis (der-map-os'tas-is) [Gr. δέρμα skin + ἀπόστασις a falling away]. A skin disease with abscess formation.

dermaskeleton (der-mah-skel'et-on). Same as *exoskeleton*.

dermatagra (der-mat-ag'rah, der-mat'ag-rah) [Gr. δέρμα skin + ἄγρα seizure]. See *pellagra*.

dermatalgia (der-mat-al'je-ah) [Gr. δέρμα skin + ἄλγος pain]. Pain in the skin with no local lesion: it is of reflex origin or is due to a nervous disease.

dermataneuria (der''mat-an-u're-ah) [Gr. δέρμα skin + νεῦρον nerve]. Disorder of the nerve-supply of the skin.

dermatatrophia (der''mat-at-ro'fe-ah). Same as *dermatrophia*.

dermatauxe (der-mat-awks'e) [Gr. δέρμα skin + αὐξή increase]. Hypertrophy of the skin.

dermathemia (der-mat-he'me-ah) [Gr. δέρμα skin + αἷμα blood]. Congestion of the skin.

dermatic (der-mat'ik). Dermal.

dermatin (der'mat-in). A powder of starch, talc, kaolin, and salicylic acid: employed in skin diseases

dermatitis (der-mat-i'tis) [Gr. δέρμα skin]. Inflammation of the skin. **d. æstiva'lis,** eczema coming on in hot weather. **d. ambustio'nis, d. calor'ica, d. combustio'nis** is due to a burn, scald, or sunburn **arsphenamin d.,** dermatitis due to the use of arsphenamin in syphilis. **d. artefac'ta,** dermatitis produced intentionally by the patient, as by scratching. **d. atroph'icans,** diffuse atrophy of the skin. **blastomycetic d.,** a rare disease due to invasion of the skin by a blastomyces, known as *Cryptococcus gilchristi*. It is marked by a gradually developing papillomatous-looking area, from which a secretion can be pressed out. Abscess-like formations may develop. **brown-tail moth d.,** a cutaneous irritation produced by the hairs of the brown-tail moth, *Euproc'tis crysorrhœa*. **d. bullo'sa,** a vesico-bullous eruption on the skin. **d. calor'ica,** inflammation of the skin due to heat or cold. **cane d.,** dermatitis occurring in persons who cut cane (Arunduno donax) in Provence, Italy, Greece, etc. **d. coccidioi'des, d. coccidio'sa.** See *coccidioidal granuloma*, under *granuloma*. **d. congelatio'nis** is due to cold or frost-bite; chilblain. **d. contusifor'mis,** erythema nodosum **cotton-seed d.,** a dermatitis occurring on the neck and forearms of dock laborers handling cotton-seed. **d. cupulifor'mis,** an ulcerative disease caused by *Streptococcus tropicalis* (Castellani, 1916). **d. epidem'ica,** an epidemic disease marked by blotches or patches which become confluent and form a red, desquamating patch. It is attended with itching and burning. Called also *Savill's disease*. **d. erythemato'sa,** erythema **d. excoriati'va infan'tum,** inflammatory excoriation of the skin in infants. **d. exfoliati'va** is characterized by scaly, exfoliating patches, and resembles pityriasis rubra **d. exfoliati'va epidem'ica.** Same as *d. epidemica*. **d. exfoliati'va infan'tum,** a rare severe exfoliative skin inflammation affecting infants, called also *Ritter's disease*. **d. facti'tia,** dermatitis artificially produced. **d. fic'ta,** artificially produced dermatitis. **fungoid d.,** mycosis fungoides. **d. gangræno'sa.** Same as *sphaceloderma*. **d. gangræno'sa infan'tum,** multiple disseminated gangrene of the skin of infants. **d. glandula'ris erythemato'sa,** lupus erythematosus. **d. herpetifor'mis.** Same as *d. multiformis*. **d. hiema'lis,** a dermatitis coming on with cold weather. **hyphomycetic d.,** infection of the skin with hyphomycetes. **d. infectio'sa eczematoi'des,** a pustular eczematoid eruption frequently following or occurring coincidentally with some pyogenic process; called also *Engman's disease* **malignant papillary d.,** Paget's disease. **d. medicamento'sa,** dermatitis caused by the action of drugs. **metol d.** See under *metol*. **d. multifor'mis,** dermatitis marked by grouped, erythematous, papular, vesicular, pustular, or bullous lesions occurring in varied combinations, accompanied by burning and itching. Called also *Duhring's disease*. **d. papilla'ris capilli'tii,** a disease of the scalp and neck, with the formation of elevations of the surface, interspersed with pustules and ending in scar-like elevations that resemble keloid. **d. pediculoi'des ventrico'sus.** Same as *straw-itch*, see under *itch*. **precancerous d.** See *Bowen's disease*, under *disease*. **primrose d., primula d.,** dermatitis caused by the primrose. **d. re'pens,** a spreading dermatitis, chiefly of the upper extremity, following an injury and probably neuritic in its nature. **satinwood d.,** dermatitis occurring among work-

ers in satinwood, a fine grained wood used in cabinetmaking. **d. schamber'gi.** See *straw-itch*, under *itch*. **d. seborrhœ'ica,** seborrhœa sicca. **d. sim'plex,** erythema. **d. skiagraphi'ca** is due to the misuse of the Roentgen rays. **straw-mat d.** See *straw-itch*, under *itch*. **tetryl d.,** an occupation eruption caused by working with tetryl. **d. traumat'ica,** a form due to local injury or bruising. **uncinarial d.,** an irritation of the skin due to the entrance of the larvæ of hookworm. **vanilla d.,** vanillism; dermatitis from handling vanilla beans. **d. variega'ta,** maculopapular erythrodermia. See *erythrodermia*. **d. veg'etans,** a disease characterized by eczematous eruption on which grow red, fungous masses **d. venena'ta,** a form due to local action of a chemical or external poison. **x-ray d.,** inflammation of the skin from prolonged exposure to the *x*-rays.

dermato-autoplasty (der"mat-o-aw'to-plas-te) [Gr. δέρμα skin + ἀυτός self + πλάσσειν to mold] The operation of grafting with skin taken from some other portion of the patient's own body.

Dermatobia (der-mat-o'be-ah) A genus of warble flies of the family *Œstrus*. **D. cyaniven'tris,** a species widely distributed in South America. The larva lives as a parasite in cattle, dogs, and at times in man. **D. hom'inis,** the human bot-fly of South America **D. noxia'lis** is the cause of tropical cutaneous myiasis.



Dermatobia cyaniventris

dermatobiasis (der"mat-o-bi'as-is). The presence of Dermatobia in the body.

dermatocele (der'mat-o-sēl) [Gr δέρμα skin + κήλη hernia] Dermatolysis **d. lipomato'sa,** lipoma showing cystic degeneration.

dermatocelidosis (der"mat-o-sel-id-o'sis). Dermatokelidosis.

dermatocellulitis (der"mat-o-sel-u-li'tis) [Gr. δέρμα skin + *cellulitis*]. Inflammation of the skin and subcutaneous cellular tissue.

Dermatocentor (der-mat-o-sen'tor). See *Dermacentor*

dermatococcus (der"mat-o-kok'us). A diplococcus sometimes found in elephantiasis.

dermatoconiosis, dermatokoniosis (der"mat-o-ko-ne-o'sis) [Gr. δέρμα skin + κονία dust]. Any skin affection caused by dust.

dermatocyst (der'mat-o-sist) [Gr. δέρμα skin + *cyst*]. A cyst of the skin.

dermatodynia (der"mat-o-din'e-ah) [Gr. δέρμα skin + ὀδύνη pain] Same as *dermatalgia*.

dermatoglyphics (der"mat-o-glif'iks) [Gr. δέρμα skin + γλυφή a carving] The study of the surface markings (ridges) of the skin.

dermatograph (der-mat'o-graf) [Gr. δέρμα skin + γράφειν to write]. An instrument for marking the boundaries of the body.

dermatographia, dermatographism (der"mat-o-graf'e-ah, der-mat-og'raf-izm). Dermographia.

dermatography (der-mat-og'raf-e) [Gr. δέρμα skin + γράφειν to write]. A description of the skin.

dermatoheteroplasty (der"mat-o-het'er-o-plas-te) [Gr. δέρμα skin + ἕτερος other + πλάσσειν to form]. Skin-grafting in which the skin is taken from the body of another person.

dermatoid (der'mat-oid) [Gr. δέρμα skin + εἶδος form]. Skin-like.

dermatokelidosis (der"mat-o-kel-id-o'sis) [Gr. δέρμα skin + κηλιδοῦν to stain]. A spotted condition of the skin.

dermatol (der'mat-ol). A basic gallate of bismuth, $C_6H_2(OH)_3.CO_2Bi(OH)_2$; a yellow, astringent, antiseptic powder, used as a dressing for wounds and sores, and internally as a remedy for diarrhea and diseases of mucous membranes. Dose, 10–30 gr. (0.666–2 gm.).

dermatologist (der-mat-ol'o-jist). An expert in skin diseases.

dermatology (der-mat-ol'o-je). The sum of what is known regarding the skin and skin diseases.

dermatolysis (der-mat-ol'is-is) [Gr. δέρμα skin + λύσις loosening]. Hypertrophy of the skin and subcutaneous tissues, with a tendency of the skin to hang in folds, called also *cutis pendula, cutis laxa, loose skin, chalazodermia,* and *pachydermatocele.* **d. palpebra'rum.** See *blepharochalasis.*

dermatoma (der-mat-o'mah) [Gr. δέρμα skin + -ωμα tumor] An abnormal or perverted growth of skin tissue. **corneal d.,** a tumorous growth upon the cornea of animals· its surface contains hair.

dermatome (der'mat-ōm) [Gr. δέρμα skin + τομή cut] 1. An instrument for incising the skin, or for cutting thin skin transplants. 2. Any one of the segmental cutaneous areas innervated by the different segments of the spinal cord.

dermatomere (der'mat-o-mēr) [Gr. δέρμα skin + μέρος part]. Any segment or metamere of the embryonic integument.

dermatomic (der-mat-om'ik). Pertaining to a dermatome.

dermatomucosomyositis (der"mat-o-mu-ko"so-mi-o-si'tis). Inflammation of the skin, mucous membrane of the mouth, throat and nose, and muscles.

dermatomyces (der"mat-o-mi'sēz). Same as *dermatophyte.*

dermatomycosis (der"mat-o-mi-ko'sis) [Gr. δέρμα skin + μύκης fungus]. Any skin disease due to a parasitic plant growth. **blastomycetic d.,** blastomycosis of the skin **d. furfura'cea,** tinea versicolor **d. microspori'na,** tinea versicolor. **d. trichophy'tina,** tinea trichophytina

dermatomyoma (der"mat-o-mi-o'mah) [Gr. δέρμα skin + *myoma*] A myoma of the skin.

dermatomyositis (der"mat-o-mi-o-si'tis) [Gr. δέρμα skin + μῦς muscle + -ιτις inflammation]. An inflammatory disease of the voluntary muscles accompanied by characteristic skin lesions It is attended by violent pains and by swellings in the muscles, inflammation of the skin, and edema. Called *multiple myositis* and *pseudotrichinosis.*

dermatoneurology (der"mat o-nu-rol'o-je) [Gr. δέρμα skin + νεῦρον nerve + λόγος treatise]. The study of the nerves of the skin in health and disease

dermatoneurosis (der"mat-o-nu-ro'sis) [Gr. δέρμα skin + νεῦρον nerve] Any neurosis of the skin.

dermatopathia, dermatopathy (der"mat-o-path'e-ah, der-mat-op'ath-e) [Gr δέρμα skin + πάθος disease]. Any disease of the skin.

dermatopathology (der"mat-o-path-ol'o-je). Pathology of the skin.

dermatopathophobia (der"mat-o-path-o-fo'be-ah) [Gr δέρμα skin + πάθος disease + φόβος fear]. Morbid anxiety with regard to the skin, its diseases, etc.

dermatophiliasis (der"mat-o-fil-i'as-is). Invasion of the skin by Dermatophilus.

Dermatoph'ilus pen'etrans. See *chigger.*

dermatophobia (der"mat-o-fo'be-ah) [Gr. δέρμα skin + φόβος fear]. A morbid dread of having some cutaneous lesion.

dermatophone (der'mat-o fōn) [Gr. δέρμα skin + φωνή sound]. An instrument for auscultating the sounds of the blood-current of the skin.

dermatophyte (der'mat-o-fīt) [Gr. δέρμα skin + φυτόν plant] A plant-growth, or species of plant, parasitic upon the skin.

dermatophytosis (der"mat-o-fi-to'sis). Same as *dermatomycosis.*

dermatoplastic (der"mat-o-plas'tik). Pertaining to the plastic surgery of the skin.

dermatoplasty (der"mat-o-plas'te) [Gr. *δέρμα* skin + *πλάσσειν* to form]. Operative replacement of destroyed or lost skin.

dermatopolyneuritis (der"mat-o-pol-e-nu-ri'tis). See *erythredema*.

dermatoptic (der-mat-op'tik) [Gr. *δέρμα* skin + *ὀπτικός* optic]. Seeing with the integument; a power alleged to be possessed by the mollusk *Pho'las dac'tylus*.

dermatorrhagia (der"mat-o-ra'je-ah) Discharge of blood from the skin. **d. parasit'ica**, a disease of the skin of horses in Europe and Asia, marked by hard elevations formed by accumulations of blood between the layers of the skin, and caused by the presence of a parasitic worm.

dermatorrhea (der"mat-or-e'ah) [Gr *δέρμα* skin + *ῥοία* flow]. A morbid excess of sweat.

dermatosclerosis (der"mat-o-skle-ro'sis) [Gr. *δέρμα* skin + *σκλήρωσις* hardening]. Same as *scleroderma*

dermatoscopy (der-mat-os'ko-pe) [Gr *δέρμα* skin + *σκοπεῖν* to view] Examination of the skin, especially microscopic examination of the superficial capillaries of the skin.

dermatosiophobia (der-mat-o"se-o-fo'be-ah) [*dermatosis* + Gr *φόβος* fear]. Dermatophobia.

dermatosis (der-mat-o'sis) [Gr. *δέρμα* skin] Any skin disease. **angioneurotic d.**, a skin disease in which the manifestations are due to vasomotor disturbance of the skin **Auspitz's d.**, granuloma fungoides. **Bowen's precancerous d.** See *Bowen's disease*, under *disease* **d. kapo'si**, xeroderma pigmentosum **stasis d.**, skin disease marked by disturbances of the circulation and of lymphatic absorption. **Unna's d.**, seborrheic eczema.

dermatosome (der'mat-o-sōm) [Gr. *δέρμα* skin + *σῶμα* body] A thickening of each chromatin segment forming a part of the equatorial plate in karyokinesis

dermatotherapy (der"mat-o-ther'ap-e) [Gr *δέρμα* skin + *θεραπεία* treatment]. Treatment of the skin and its diseases.

dermatothlasia (der"mat-o-thla'ze-ah) [Gr. *δέρμα* skin + *θλάσις* bruising] A morbid tendency to injure determinate areas of the skin by pinching and bruising (H. Fournier, 1898)

dermatotome (der'mat-o-tōm) [Gr *δέρμα* skin + *τομή* cut] 1. A knife for cutting the skin. 2. One of the skin segments of the embryo

dermatotropic (der"mat-o-trop'ik) [Gr. *δέρμα* skin + *τροπή* a turning]. Having a special affinity for the skin

dermatoxerasia (der"mat-o-ze-ra'ze-ah) [Gr. *δέρμα* skin + *ξηρασία* dryness] Same as *xeroderma*.

dermatozoiasis (der"mat-o-zo-i'as-is) Same as *dermatozoonosus*.

dermatozoön (der"mat-o-zo'on) [Gr *δέρμα* skin + *ζῷον* animal]. Any animal parasite of the skin; an ectozoön.

dermatozoönosus (der"mat-o-zo-on-o'sus) [Gr. *δέρμα* skin + *ζῷον* animal + *νόσος* disease]. A skin disease caused by a dermatozoon.

dermatrophia (der-mat-ro'fe-ah) [Gr. *δέρμα* skin + *ἀτροφία* atrophy]. Atrophy of the skin.

dermatrophy (der-mat'ro-fe). Same as *dermatrophia*.

dermenchysis (der-men'kis-is) [Gr. *δέρμα* skin + *ἔγχυσις* pouring in]. The hypodermic exhibition of medicines.

dermepenthesis (der-mep-en'the-sis) [Gr. *δέρμα* skin + *ἐπένθεσις* insertion]. Skin-grafting.

dermic (der'mik). Pertaining to the skin, or dermis.

dermis (der'mis) [L.]. The skin; especially the corium, or true skin.

dermitis (der-mi'tis) [Gr. *δέρμα* skin + *-ιτις* inflammation]. Inflammation of the skin.

dermoblast (der'mo-blast) [Gr. *δέρμα* skin + *βλαστός* germ]. That part of the mesoblast which develops into the true skin.

dermochrome (der'mo-krōm) [Gr *δέρμα* skin + *χρῶμα* color] A colored illustration of the skin or of a skin disease.

dermococcus (der-mo-kok'us). Any coccus found in the skin.

dermocyma, dermocymus (der-mo-si'mah, der-mo-si'mus) [Gr *δέρμα* skin + *κῦμα* fetus]. A monstrosity in which one fetus is inclosed within another.

dermogen (der'mo-jen) A yellow, odorless powder, a proprietary preparation of zinc peroxid: used as a stimulant and antiseptic dressing.

dermographia, dermographism, dermography (der-mo-gra'fe-ah, der-mog'raf-izm, der-mog'raf-e) [Gr *δέρμα* skin + *γράφειν* to write]. A condition in which tracings made on the skin leave a distinct reddish, elevated mark. See *autographism*

dermohemia, dermohæmia (der-mo-he'me-ah) [Gr *δέρμα* skin + *αἷμα* blood]. Hyperemia of the skin.

dermoid (der'moid) [Gr. *δέρμα* skin + *εἶδος* form]. 1 Resembling the skin. 2. A form of congenital cyst, chiefly ovarian, containing hair, skin, teeth, etc ; a dermoid cyst. See *cyst*. **implantation d.**, a dermoid resulting from an injury by which a portion of the epiblastic structure is driven into the body. **sequestration d.**, a dermoid formed along the line of coalescence of the opposite halves of the body of the embryo. **thyroid d.**, a tumor formed from a retention cyst of the persistent thyroid duct or of the thyrolingual duct **tubal d.** See *tubulodermoid*. **wandering d.**, a dermoid tumor which is found in an abnormal situation, and which is movable from one place to another.

dermoidectomy (der-moid-ek'to-me) [*dermoid* + Gr *ἐκτομή* excision]. Excision of a dermoid.

dermol (der'mol). Bismuth chrysophanate, $Bi(C_{15}H_9O_4)_3Bi_2O_3$, an amphorous yellow powder, a result of the mixture of chrysarobin and bismuth hydroxid. It is an antiseptic used in skin diseases

dermolan (der'mo-lan). A proprietary resorcinol ointment.

dermolia (der-mo'le-ah). An antiseptic containing zinc oxid, phenol, wool-fat, and thymol.

dermolysis (der-mol'is-is). Dissolution or destruction of the skin.

dermomycosis (der"mo-mi-ko'sis) [Gr. *δέρμα* skin + *μύκης* fungus]. Any skin disease caused by a fungus

dermoneurosis (der"mo-nu-ro'sis) [Gr *δέρμα* skin + *νεῦρον* nerve]. Any neurosis of the skin.

dermonosology (der"mo-no-sol'o-je) [Gr *δέρμα* skin + *nosology*]. The nosology or classification of skin diseases.

dermopathic (der-mo-path'ik). Pertaining to disease of the skin.

dermopathy (der-mop'a-the) [Gr. *δέρμα* skin + *πάθος* disease]. Any skin disease.

dermophlebitis (der"mo-fle-bi'tis) [Gr. *δέρμα* skin + *φλέψ* a vein + *-ιτις* inflammation]. Inflammation of the veins of the skin

dermophyte (der'mo-fīt). Same as *dermatophyte*.

dermoplasty (der'mo-plas-te). See *dermatoplasty*.

dermosapol (der-mo-sa'pol). A cod-liver oil soap recommended for inunctions in scrofulous and tuberculous subjects.

dermoskeleton (der-mo-skel'et-on). Same as *exoskeleton*.

dermostenosis (der"mo-sten-o'sis) [Gr. *δέρμα* skin + *στένωσις* contraction]. Contraction of the skin.

dermostosis (der-mos-to'sis) [Gr. *δέρμα* skin + *ὀστέον* bone]. Ossification in the skin.

dermosynovitis (der"mo-si-no-vi'tis) [Gr. *δέρμα* skin + *synovitis*]. A malignant inflammation of the sole of the foot, with a tendency to involve the synovial sheaths.

dermosyphilopathy (der"mo-sif-il-op'ath-e) [Gr. *δέρμα* skin + *syphilopathy*]. Any syphilitic skin disease.

dermotropic (der-mo-trop'ik) [Gr. *δέρμα* skin + *τροπή* a turning]. Having a selective affinity for the skin.

derodidymus, derodymus (der-o-did'im-us, de-rod'im-us) [Gr. *δέρη* neck + *δίδυμος* twin]. A fetus with one body, two heads, and two necks.

derrengadera (der-en-gah-da'rah) [Spanish "crooked"]. Same as *murrina*.

derrid (der'id). A poisonous resin from *Der'ris elliptica*, a tree of southern Asia.

desalgin (des-al'jin). Colloidal chloroform, a preparation containing 25 per cent chloroform combined with albumin used in biliary and intestinal colic and catarrh of the respiratory tract. Dose, ¼-1 dr (1-4 c c).

desalination (de-sal-in-a'shun) [L. *de-* from + *sal* salt] The removal of salt from a substance.

desaloin (des-al'o-in) See *disaloin*.

desamidase (des-am'id-āz) Same as *deamidase*.

desamidization (des"am-id-iz-a'shun). Same as *deamidization*.

desanimania (des"an-i-ma'ne-ah) [L. *dis-* neg. + *an'imus* mind + *mania* madness]. Amentia, or mindless insanity.

Desault's bandage, ligature, sign (de-sōz') [Pierre Joseph *Desault*, French surgeon, 1744-1795]. See *bandage, ligature*, and *sign*.

Descemet's membrane (des-māz') [Jean *Descemet*, French anatomist, 1732-1810]. See under *membrane*.

descemetitis (des"e-met-i'tis). Inflammation of Descemet's membrane; cyclitis or serous iritis.

descemetocele (des-e-met'o-sēl) [*Descemet's membrane* + Gr *κήλη* hernia]. Hernia of Descemet's membrane

descendens noni (de-sen'denz no'ni) [L.]. See *nerves, table of*

descending (des-en'ding) [L. *descen'dere* to go down] Extending downward or distad.

descen'sus (de-sen'sus). Latin for *descent, falling*. **d. tes'tis** [B N A], the descent of the testicle into the scrotum **d. u'teri,** prolapse of the uterus. **d. ventric'uli,** gastroptosis.

Deschamp's needle (de-shawz') [Joseph François Louis *Deschamp*, 1740 1824] See *needle*.

De Seigneux's dilator (duh-sān-zu hz'). A dilator for the cervix uteri.

desensitization (de-sen-sit-iz-a'shun). A condition in which the organism is rendered insensitive to a specific protein See *antianaphylaxis*.

desensitize (de-sen'sit-īz) 1. To deprive of sensation; paralysis of a sensory nerve by section or blocking. 2. To decrease or remove the anaphylactic sensitiveness.

desexualize (de-seks'u-al-īz). To deprive of sexual characters, to castrate.

deshydremia (des-hi-dre'me-ah) [L. *de* from + *ὕδωρ* water + *αἷμα* blood]. Deficiency of the watery element of the blood.

desiccant, desiccative (des-ik'ant, des'ik-at-iv). Promoting dryness.

desiccate (des'ik-āt) [L. *desicca're* to dry up]. To render thoroughly dry.

desiccation (des-ik-a'shun). The act of drying up. **electric d.,** the treatment of a tumor or other disease by drying up the part by the application of a monopolar electric current (short spark) of high frequency and high tension.

desiccative (des'ik-at-iv). Causing to dry up.

desiccator (des'ik-a-tor). A closed vessel for containing apparatus or chemicals that are to be kept free from moisture.

desichthol (des-ik'thol). A volatile oil distilled from ichthyol: used in skin diseases.

Desmarre's dacryoliths (da-marz') [Louis Augusta *Desmarre*, French oculist, 1810-1882]. See under *dacryolith*.

desmectasia, desmectasis (des-mek-ta'se-ah, des-mek'ta-sis) [Gr. *δεσμός* ligament + *ἔκτασις* stretching]. The stretching of a ligament.

desmepithelium (des-mep-e-the'le-um) [Gr. *δεσμός* band + *epithelium*] The dermal epithelium or endothelial lining of blood-vessels, lymphatics, and synovial membranes.

desmitis (des-mī'tis) [Gr. *δεσμός* ligament + *-ιτις* inflammation]. Inflammation of a ligament.

Desmobacteria (des"mo-bak-te're-ah) [Gr. *δεσμός* band + *bacteria*]. The true bacteria, or bacilli.

desmocyte (des'mo-sīt) [Gr *δεσμός* band + *κύτος* cell]. A supporting tissue cell.

desmocytoma (des-mo-si-to'mah). A tumor of desmocytes; a sarcoma.

desmodynia (des-mo-din'e-ah) [Gr. *δεσμός* ligament + *ὀδύνη* pain] Pain in a ligament.

desmogenous (des-moj'en-us) [Gr. *δεσμός* ligament + *γεννᾶν* to produce] Of ligamentous origin

desmography (des-mog'raf-e) [Gr *δεσμός* ligament + *γραφή* writing] A description of the ligaments.

desmohemoblast (des-mo-hem'o-blast) [Gr. *δεσμός* band + *αἷμα* blood + *βλαστός* germ]. Same as *mesenchyme*.

desmoid (des'moid) [Gr. *δεσμός* band + *εἶδος* form]. 1 Fibrous or fibroid. 2. A very hard and tough fibroma.

desmology (des-mol'o-je) [Gr. *δεσμός* ligament + *λόγος* treatise] 1 The science of the ligaments. 2. The art of bandaging

desmoma (des-mo'mah) [Gr. *δεσμός* band + *-ωμα* tumor] A fibroma, or connective-tissue tumor.

desmon (des'mon) [Gr *δεσμός* band] Amboceptor.

desmoneoplasm (des-mo-ne'o-plazm) [Gr. *δεσμός* band + *neoplasm*]. A neoplasm formed of connective tissue

desmopathy (des-mop'ath-e) [Gr *δεσμός* band + *πάθος* disease]. Any disease of the ligaments

desmopexia (des-mo-peks'e-ah) [Gr. *δεσμός* band + *πῆξις* fixation] The operation of suturing the round ligaments to the abdominal wall or to the vaginal wall for the correction of uterine displacement

desmoplastic (des-mo-plas'tik) [Gr *δεσμός* band + *πλάσσειν* to form]. Producing or forming adhesions

desmopyknosis (des-mo-pik-no'sis) [Gr. *δεσμός* ligament + *πύκνωσις* condensation] Dudley's operation of shortening the round ligaments by fastening them to an oval denudation on the anterior vaginal wall.

desmorrhexis (des-mor-ek'sis) [Gr. *δεσμός* ligament + *ῥῆξις* rupture]. Rupture of a ligament.

desmosis (des-mo'sis) [Gr. *δεσμός* band]. A disease of the connective tissue.

desmotomy (des-mot'o-me) [Gr. *δεσμός* ligament + *τομή* a cutting]. The anatomy of, or the cutting of, ligaments.

desmotroposantonin (des-mo-tro-po-san'to-nin). An isomeric form of santonin, $(CH_3)_2C_{10}H_7OH.CH(CH_3)CO_2$, produced by heating santonin with hydrochloric acid.

Desnos's disease (da-nōz') [Louis Joseph *Desnos*, French physician, 1828-1893]. Splenopneumonia.

desoleolecithin (des-o"le-o-les'ith-in) One of the components, the other being oleic acid, into which lecithin is split by the action of cobra venom.

desoxycholic acid (des-ox-e-ko'lik). See under *acid*.

D'Espine's sign (des-pēnz') [Adolphe *D'Espine*, French physician, born 1844]. See *sign*.

despumation (des-pu-ma'shun) [L. *de* away + *spu'ma* froth]. The removal of froth or scum from the surface of a liquid.

despyrin (des'pi-rin). A tartaric acid ester of salicylic acid: used like aspirin.

desquamation (des-kwam-a'shun) [L. *de* from + *squa'ma* scale]. The shedding of epithelial elements, chiefly of the skin, in scales or sheets. **furfuraceous d.**, desquamation in bran-like scales. **membranous d.**, desquamation in large sheets. **siliquose d.**, the shedding from the skin of dried vesicles resembling siliques.

desquamative, desquamatory (des'kwam-a-tiv, des-kwam'at-o-re). Associated with desquamation.

dessertspoonful (dez-ert'-). A measure about equal to two fluidrams.

desternalization (de-ster"nal-i-za'shun) [L. *de* from + *sternum*]. Separation from the sternum.

Destil. Abbreviation for L. *destil'la*, distil.

destructive (des-truk'tiv). Causing or associated with destruction or loss of identity.

desumvergence (de-sum-ver'jens). Same as *deorsumvergence*.

Desvoi'dea obtur'bans. A mosquito which transmits dengue.

Det, det. Abbreviation for L *de'tur*, let it be given.

detergal (de-ter'gal). A proprietary liquid antiseptic soap containing thymol and cresylic acid.

detergent (de-ter'jent) [L *deterge're* to cleanse]. Purifying, cleansing; a purifying medicine.

deterioration (de-tē"re-o-ra'shun). The process of becoming worse or the state of being worse. **emotional d.**, a mental condition in which the emotions are not aroused by those stimuli which normally would arouse them.

determinant (de-ter'min-ant) [L. *determina're* to bound, limit, or fix] That which determines, fixes, or establishes something In biology, a biophore or group of biophores inherited from some ancestor and having the special function of developing in the descendant some particular characteristic of the ancestor. Cf. *biophore*. **germ-cell d.**, oosome.

determination (de-ter-min-a'shun) [L. *determina'tia*]. A tendency of the blood to collect in a part. **sex d.**, the process by which the sex of an organism is fixed.

determiner (de-ter'min-er). Same as *determinant*.

dethyroidism (de-thi'roid-izm). Symptoms due to the removal of the thyroid.

dethyroidized (de-thi'roi-dīzd). Deprived of the thyroid gland.

Det. in dup., Det. in 2 plo. Abbreviation for L. *de'tur in du'plo*, let twice as much be given.

detonation (de-to-na'shun) [L. *de* intensive + *tona're* to thunder]. Loudly explosive combustion.

detorsion (de-tor'shun). The correction of a curvature or deformity.

detoxicate (de-toks'ik-āt). To remove the toxic quality of a substance

detoxicated (de-toks'ik-a-ted). Having the toxic or virulent quality removed from.

detoxication, detoxification (de-toks-ik-a'shun, de-toks-if-ik-a'shun). Reduction of the toxic properties of poisons.

detoxify (de-toks'if-i). Detoxicate.

Detre's reaction (da'terz) [Ladislaus *Detre*, contemporary Hungarian physician]. See under *reaction*.

detrition (de-trish'un) [L. *de* away + *ter'ere* to wear]. A wearing away, as of the teeth, by friction.

detritus (de-tri'tus) [L., from *deter'ere* to rub away]. The remains of any broken-down tissue. In dentistry, hard matter adhering to the surface of a tooth or to disintegrated tooth substance.

detruncation (de-trun-ka'shun) [L. *de* off + *trun'cus* trunk]. Decapitation, or decollation; beheadal, chiefly of the fetus.

detrusor urinæ (de-tru'sor u-ri'ne) [L.]. The longitudinal muscle-fibers of the bladder.

D. et s. Abbreviation for L. *de'tur et signe'tur*, let it be given and labeled.

detubation (de-tu-ba'shun). Removal or extraction of a tube.

detuberculization (de"tu-ber-ku-liz-a'shun). Systematic effort toward the eradication of tuberculosis.

detumescence (de-tu-mes'ens) [L. *de* down + *tu'mere* to swell]. Subsidence of swelling.

deutencephalon (du-ten-sef'al-on) [Gr. δεύτερος second + ἐγκέφαλος brain]. See *thalamencephalon*.

deuteranomalopia (du"ter-an-om-al-o'pe-ah) [Gr. δεύτερος second + ἀνώμαλος irregular + ὄψις vision]. A relative red vision in which less than the normal proportion of green is required to equate red to yellow.

deuteranope (du'ter-an-ōp). A person affected with deuteranopia.

deuteranopia (du-ter-an-o'pe-ah) [L. *deutero-* + *anopia*]. Von Kries' term for green-blindness, as indicating a defect in the second constituent necessary for color-vision. See *protanopia* and *tritanopia*.

deutero- [Gr. δεύτερος second]. A prefix meaning second.

deutero-albumose (du"ter-o-al'bu-mōs). See *deuteroproteose*.

deuteroconidium (du"ter-o-ko-nid'e-um) [Gr. δεύτερος second + *conidium*] A reproductive element derived from a protoconidium.

deutero-elastose (du"ter-o-e-las'tōs). A product of the digestion of elastin, elastin peptone.

deuterofibrinose (du"ter-o-fi'brin-ōs). A proteolyte formed from blood-fibrin by digestion.

deuteroglobulose (du"ter-o-glob'u-lōs). One of the proteolytes formed in the digestion of paraglobulin.

deuteromyosinose (du"ter-o-mi-os'in-ōs). An albumose derived from the digestion of myosin.

deuteropathic (du"ter-o-path'ik). Occurring secondarily to some other disease.

deuteropathy (du-ter-op'ath-e) [Gr. δεύτερος second + πάθος disease]. A disease that is secondary to another disease.

deuteropin (du-ter-o'pin). An alkaloid, $C_{20}H_{21}O_3N$, from opium.

deuteroplasm (du'ter-o-plazm) [Gr. δεύτερος second + πλάσμα something formed] Same as *deutoplasm*

deuteroproteose (du"ter-o-pro'te-ōs). One of the hydrolytic cleavage-products of a protein which is precipitated by complete saturation with ammonium sulphate. Called also *secondary proteose* and *deutero-albumose*.

deuterotocia, deuterotoky (du"ter-o-to'se-ah du-ter-ot'o-ke) [Gr. δεύτερος second + τόκος birth]. Asexual reproduction in which the female produces offspring of both sexes.

deuterotoxin (du"ter-o-toks'in). The second of the three groups into which toxins may be divided on the basis of their affinity for antitoxin. It has less affinity for antitoxin than has prototoxin and more than has tritotoxin.

deuthyalosome (du-thi-al'o-sōm) [Gr. δεύτερος second + ὕαλος glass + σῶμα body]. The matured nucleus of an ovum.

deutiodid (du-ti'o-did). An iodid which contains twice the normal proportion of iodin.

deutipara (du-tip'ar-ah). Same as *secundipara*.

deutobromid (du-to-bro'mid). That one of two bromids of the same base which contains twice the amount of bromin which the other contains.

deutochlorid (du-to-klo'rid). Any chlorid which contains twice the normal proportion of chlorin.

deutomerite (du-to-me'rit) [Gr. *δεύτερος* second + *μέρος* portion]. The posterior portion of certain gregarine protozoa.

deutonephron (du-to-nef'ron) [Gr. *δεύτερος* second + *νεφρός* kidney]. The mesonephron or wolffian body.

deutoplasm (du'to-plazm). The passive or inactive materials in protoplasm, especially reserve foodstuffs, such as yolk.

deutoscolex (du-to-sko'leks) [Gr. *δεύτερος* second + *scolex*]. A secondary scolex; the hydatid form of a tapeworm.

deutospermatoblast (du-to-sper'mat-o-blast) [Gr. *δεύτερος* second + *σπέρμα* seed + *βλαστός* germ]. One of the cells into which the protospermatoblasts divide. The deutospermatoblasts form the spermatozoids

Deutsch's maneuver (doitshez) [Eugen *Deutsch*, German obstetrician, born 1866]. See under *maneuver*.

Deutschmann's serum (doitsh'manz) [contemporary German oculist]. See under *serum*.

devasation (de-vas-a'shun) [L. *de* away + *va'sa* vessel]. Destruction of the blood-vessels of a tissue or organ **senile cortical d.**, a form of arteriosclerotic insanity marked by destruction of the blood-vessels of the cerebral cortex

devascularization (de''vas-ku-lar-iz-a'shun). Removal of blood from a part; cutting off of the blood-supply from any part of the body.

development (de-vel'op-ment). The process by which the egg becomes an adult.

developmental (de-vel''op-men'tal). Pertaining to development.

Deventer's diameter, pelvis (de-ven'terz) [Hendrik *Deventer*, Dutch obstetrician, 1651–1724]. See *diameter* and *pelvis*.

Devergie's disease (dev-er-zhēz') [Marie Guillaume *Devergie*, French physician, 1798–1879]. Pityriasis rubra pilaris.

deviation (de-ve-a'shun) [L. *devia're* to turn aside]. A turning away from the regular standard or course. **d. of complement**, Neisser-Wechsberg phenomenon; when more amboceptors are introduced into the mixture than can be taken up by the bacteria, those that remain free are capable of combining with the complement that is present and thus prevent a portion or all of the complement from acting on the amboceptor attached to the bacteria—*i. e.*, the complement has been deviated or deflected from its natural course. (This phenomenon is not to be confounded with fixation of the complement and may be simply a zone phenomenon, q v) **conjugate d.**, the deflection of two similar parts, as the eyes, in the same direction at the same time. **minimum d.**, the smallest deflection of a ray of light that can be produced by a given prism. **primary d.**, the displacement of the axis of the squinting eye in strabismus when the sound eye fixes. **secondary d.**, that which affects the sound eye in strabismus while the squinting eye performs fixation. **standard d.**, the measure of variability of a normal curve. It is found by multiplying the square of the deviation of each class from the mean or mode by the frequency of the class, adding together the products so obtained, dividing the number by the total number of variables, and extracting the square root of the result. **strabismic d.**, the abnormal turning of the eye in strabismus. **d. to the left**, the existence of immature forms of white blood-cells. **d. to the right**, absence of immature forms of white blood-cells.

devil's grip. See *epidemic pleurodynia*, under *pleurodynia*.

deviometer (de-ve-om'et-er) [*deviation* + Gr. *μέτρον* measure]. An instrument for measuring the amount of deviation in strabismus.

devisceration (de-vis-er-a'shun) [L. *de* away + *vis'cus* viscus]. The removal of viscera.

devitalize (de-vi'tal-īz) [L. *de* from + *vi'ta* life]. To deprive of vitality or of life. In dentistry, to destroy the vitality of dental pulp.

devolution (dev-o-lu'shun) [L. *de* down + *volvere* to roll]. 1. The reverse of evolution. 2. Catabolic change.

devorative (dev'or-a-tiv) [L. *devora're* to devour]. Intended to be swallowed without chewing.

De Vries' theory (de-vrēz') [Hugo *de Vries*, botanist in Amsterdam, born 1848]. See *theory of mutations*.

dewatered (de-wah'terd). Having the water removed. a term applied to sludge from which the water has been removed by drying or pressing.

dew-cure (du'kūr). Kneippism: treatment by walking barefooted in the dew.

dew-itch. See under *itch*.

dew-point (du'point). The temperature of the atmosphere at which the moisture begins to be deposited as dew.

Dewees's carminative, sign, tincture (de-wēz') [William Potts *Dewees*, American obstetrician, 1768–1841]. See *carminative, sign, tincture*.

dexiocardia (deks''e-o-kar'de-ah) [Gr. *δεξιός* on the right + *καρδία* heart]. Transposition of the heart to the right side of the thorax.

dexiotropic (deks''e-o-trop'ik) [Gr. *δεξιός* on the right + *τρόπος* turning]. Wound in a spiral from left to right.

dexter (deks'ter) [L.]. Situated on the right side.

dextrad (deks'trad). Toward the right side or right hand.

dextran (deks'tran). A gummy substance produced from milk, beet-juice, molasses, etc., by the action of certain cocci.

dextrase (deks'trās). A ferment which changes dextrose into lactic acid.

dextraural (deks-traw'ral) [L. *dex'ter* right + *au'ris* ear]. Hearing better with the right ear than with the left.

dextrimaltose (deks-tre-mawl'tōs). A proprietary nutritive preparation used to supply the carbohydrate deficiency of cows' milk.

dextrin (deks'trin) [L. *dex'ter* right]. A soluble carbohydrate $(C_6H_{10}O_5)_n$, into which starch is converted by diastase or by dilute acids. It is a white or yellowish powder, in aqueous solution forming mucilage. See *achroodextrin* and *erythrodextrin*. **animal d.**, glycogen **liver d.**, glycogen.

dextrinase (deks'trin-ās). A ferment of starch which converts the latter into isomaltose.

dextrinate, dextrinize (deks'trin-āt, deks'trin-īz). To convert into dextrin.

dextrinuria (deks-trin-u're-ah) [*dextrin* + Gr. *οὖρον* urine] The presence of dextrin in the urine.

dextrocardia (deks-tro-kar'de-ah). Same as *dexiocardia*.

dextrocardiogram (deks-tro-kar'de-o-gram) [L. *dex'ter* right + *cardiogram*]. A cardiogram representing the right side of the heart.

dextrocerebral (deks-tro-ser'eb-ral) [L. *dex'ter* right + *cer'ebrum* brain]. Having the right hemisphere of the brain more active than the left.

dextrococain (deks-tro-ko'ka-in). Same as *isococain*.

dextrocompound (deks-tro-kom'pound). A dextrorotatory compound.

dextrocular (deks-trok'u-lar). Right-eyed; affected with dextrocularity.

extrocularity (deks-trok-u-lar'it-e) [L. *dex'ter* right + *oc'ulus* eye]. The condition of having greater visual power in the right eye and, therefore, using it more than the left.

extroduction (deks-tro-duk'shun) [L. *dex'ter* right + *du'cere* to draw]. Movement of either eye to the right.

extroform (deks'tro-form). A substance prepared from dextrin and formaldehyd its solutions are useful in gonorrhea, empyema, and cystitis.

extrogyral, dextrogyre, dextrogyrate (deks-tro-ji'ral, deks'tro-jir, deks-tro-ji'rāt) [L *dex'ter* right + *gyra're* to turn]. Same as *dextrorotatory*.

extrogyration (deks-tro-ji-ra'shun). A turning to the right; motion to the right. said of movements of the eye and of the plane of polarization.

extromanual (deks-tro-man'u-al) [L. *dex'ter* right + *ma'nus* hand]. Right-handed.

extromenthol (deks-tro-men'thol). An oxidation-product of menthol.

extropedal (deks-trop'e-dal) [L. *dex'ter* right + *pes* foot]. Using the right leg in preference to the left.

extrophobia (deks-tro-fo'be-ah) [L. *dex'ter* right + Gr. *φόβος* fear]. Insane dread of objects on the right side of the body.

extrorotatory (deks-tro-ro'tat-o-re) [L. *dex'ter* right + *rota're* to turn]. Turning the plane of polarization, or rays of light, to the right.

extrosaccharin (deks-tro-sak'ar-in). A compound of glucose (1999 parts) and saccharin (1 part).

extrosamin (deks-tro-sam'in). Glucosamin.

extrose (deks'trōs). Same as *glucose*.

extrosinistral (deks''tro-sin-is'tral) [L. *dex'ter* right + *sinis'ter* left]. Extending from right to left.

extrosozone (deks-tro-so'zōn). Glucosozone.

extrosuria (deks-tro-su're-ah) [*dextrose* + Gr. *οὖρον* urine]. The presence of dextrose in the urine.

extrotorsion (deks-tro-tor'shun). A twisting to the right.

extrotropic, dextrotropous (deks-tro-trop'ik, deks-trot'ro-pus) [L. *dex'ter* right + Gr. *τρόπος* turning]. Turning to the right.

extroversion (deks-tro-ver'shun) [L. *dex'ter* right + *ver'tere* to turn]. Version to the right side.

extroverted (deks-tro-ver'ted). Turned to the right.

ezymotize (de-zīm'o-tīz) [L. *de* priv. + Gr. *ζύμη* leaven]. To deprive of ferments or of germs.

g. Abbreviation for *decigram*

had (dahd). An annoying disease of the skin of the waist, occurring in northern India.

'Herelle phenomenon (da-rel') [F *d'Herelle* of the Pasteur Institute, Paris]. See *Twort-d'Herelle phenomenon*, under *phenomenon*.

. Hg., D. Hy. Abbreviation for *Doctor of Hygiene*.

hobie itch (do'be) [Hindoo "laundryman"]. See under *itch*.

iabetes (di-ab-e'tēz) [Gr. *διαβήτης* a syphon, from *δία* through + *βαίνειν* to go] A disease marked by habitual discharge of an excessive quantity of urine. **alimentary d.**, diabetes due to defective metabolism of the carbohydrates of the food **d. alter'nans**, diabetes in which albuminuria alternates with glycosuria. **artificial d.**, puncture, or experimental, diabetes. **azoturic d.**, diabetes with increase of urea in the urine. **biliary d.**, Hanot's disease. See under *disease*. **bronze d.**, diabetes attended by pigmentation of the skin and secreting organs, and with hepatic and pancreatic sclerosis; hemochromatosis. **cerebral d.**, a form in which brain-sugar, or cerebrose, appears in the urine in place of glucose; cerebrosuria. **composite d.**, that which is at first lipogenous, but afterward is marked by emaciation. **conjugal d.**, diabetes affecting both husband and wife. **d. decip'iens**, glycosuria with no excess in amount of urine or in the drinking of water. **fat-d.**, a variety in which the patient becomes fat. **gouty d.**, diabetes associated with the gouty diathesis. **hydruric d.**, diabetes with excess of water in the urine, but no increase in the solid elements. **d. in'nocens**, a condition marked by the presence of glycosuria which is not associated with renal disease. **d. inosi'tus**, diabetes in which the sugar of the urine is inosite; inosituria. **d. insip'idus**, a chronic disease, marked by great thirst and the passage of a large amount of urine with no excess of sugar. It is often attended by voracious appetite, loss of strength, and emaciation **d. intermit'tens**, diabetes mellitus in which sugar is absent during certain periods. **Lancereaux's d.**, diabetes mellitus with marked emaciation and frequently associated with disease of the pancreas. **lean d.**, a variety with marked emaciation **lipogenous d.**, diabetes with obesity. **masked d.**, obesity without glycosuria at a later stage it passes into diabetes mellitus. **d. melli'tus**, a disease of metabolism based on defect in the body's power to store and oxidize carbohydrates, and marked by an abnormal amount of sugar in the blood (hyperglycemia) and by the passage of an excessive amount of urine (polyuria) containing an excessive amount of sugar (glycosuria). It is attended by thirst, enormous appetite, emaciation, and loss of strength it may occur in a temporary form after the use of certain foods, with certain nervous diseases, and with congestion of the liver, but the disease is usually chronic and fatal, although in elderly people it may continue for some years. **Mosler's d.**, inosituria with polyuria **neurogenous d.**, a form which is due to disease of a nerve-center. **pancreatic d.**, that which is associated with disease of the pancreas **phloridzin d.**, a form produced by administering phloridzin. **phosphatic d.**, polyuria and polydipsia in which the urine is loaded with phosphates. **puncture d.**, a form produced by puncturing the oblongata near the diabetic center **renal d.**, diabetes thought to be dependent on defective renal function **temporary d.**, diabetes which lasts but a short time and is usually an epiphenomenon of some other disease. **toxic d.**, diabetes due to a poison.

diabeteserin (di-ab-e-tes'er-in). A combination of Trunecek's serum and cerin: used in arterial sclerosis.

diabetic (di-ab-et'ik). Pertaining to or affected with diabetes.

diabetico (di-ab-et'ik-o). A drink for diabetics: alcohol, 8.25 per cent.; tartaric acid, 0.56 per cent; phosphoric acid, 0.025 per cent.; glycerin, 0.82 per cent.; sulphuric acid, 0.036 per cent., saccharin, 0.023 per cent., etc.

diabetid (di-ab-e'tid). A cutaneous manifestation of diabetes.

diabetifuge (di-ab-e'tif-ūj) [*diabetes* + *fuga're* to put to flight]. A proprietary diabetes remedy containing manganese peroxid, sodium bicarbonate, antipyrin, uranium nitrate, and santonin.

diabetin (di-ab-e'tin). Levulose recommended as a safe sugar for use in diabetes; a proprietary name.

diabetogenic (di-a-bet-o-jen'ik) [*diabetes* + Gr. *γεννᾶν* to produce]. Producing diabetes.

diabetogenous (di''ab-et-oj'en-us). Produced by diabetes.

diabetograph (di-ab-e'to-graf) [*diabetes* + Gr. *γράφειν* to write]. An instrument in which urine is dropped into boiling Fehling's solution; a graduated scale with figures shows the proportion of glucose present.

diabetol (di-ab-e'tol). A proprietary diabetes remedy advertised to the laity.

diabetometer (di"ab-e-tom'et-er) [*diabetes* + Gr. *μέτρον* measure]. A polariscope for use in estimating the percentage of sugar in urine.

diabrosis (di-ab-ro'sis) [Gr. *διά* through + *βρῶσις* eating]. Perforation resulting from a corrosive process, perforating ulceration.

diabrotic (di-ab-rot'ik) [Gr. *διαβρωτικός*]. 1. Ulcerative, caustic. 2. A corrosive or escharotic agent.

diacele (di'as-ēl). See *diacœle*.

diacetanilid (di"as-et-an'il-id). An acetanilid derivative, $C_6H_5N(CO.CH_3)_2$: physiologically more active than acetanilid.

diacetate (di-as'et-āt). Any salt of diacetic acid.

diacetemia (di"as-e-te'me-ah) [*diacetic acid* + Gr. *αἷμα* blood] The presence of diacetic acid in the blood.

diacetic acid (di-as-e'tik). See *acid*.

diaceticaciduria (di"as-e"tik-as"id-u're-ah). Same as *diaceturia* or *acetonuria*.

diacetin (di-as-e'tin) Glyceryl diacetate: $C_3H_5(OH)(C_2H_3O_2)_2$, an ester of glycerol and acetic acid.

diacetonuria (di-as"et-o-nu're-ah). Same as *diaceturia*.

diaceturia (di"as-e-tu're-ah) [*diacetic acid* + Gr. *οὖρον* urine]. The excretion of diacetic acid in the urine.

diacetyl (di-as'et-il) A yellow liquid, diketobutane, $CH_3COCOCH_3$, having a pungent, sweet odor **d. peroxid,** a compound, $CH_3CO\text{-}O\text{-}O\text{-}CO\text{-}CH_3$ used in solution as an antiseptic

diacetylamidoazotoluene (di-as-e"til-am"id-o-a-zo-tol'u-ēn) Pellidol.

diacetylmorphin (di-as-e"til-mor'fin). Same as *heroin*.

diachorema (di-ak-o-re'mah). Feces.

diachoresis (di-ak-o-re'sis) Defecation.

diachylon (di-ak'il-on) [Gr *διά* through + *χυλός* juice] Lead plaster **compound d., yellow d.,** galbanum plaster **d. ointment,** mixture of olive oil and lead plaster.

diacid (di'as-id) [Gr *δίς* twice + *acid*]. Having two replaceable hydrogen atoms, also, capable of saturating a dibasic acid, or two molecules of a monobasic acid

diaclasia, diaclasis (di-ak-la'ze-ah, di-ak'las-is) [Gr *διά* through + *κλᾶν* to break] A fracture, especially one made for a surgical purpose.

diaclast (di'ak-last) An instrument for perforating the fetal skull in craniectomy.

diacœle, diacœlia (di-as-e'le, di-as-e'le-ah) [Gr. *διά* between + *κοιλία* a hollow]. The third ventricle.

diacrinous (di-ak'rin-us) [Gr. *διακρίνειν* to separate]. Giving off secretion directly, as from a filter said of gland-cells, as those of the kidney. Opposed to *ptyocrinous*.

diacrisis (di-ak'ris-is) [Gr. *διάκρισις* separation]. 1. Diagnosis. 2. A disease marked by a morbid state of the secretions. 3 A critical discharge or excretion.

diacritic, diacritical (di-ah-krit'ik, di-ah-krit'-ik-al) [Gr *διά* apart + *κρίνειν* to judge]. Diagnostic.

diactinic (di-ak-tin'ik). Transmitting actinic rays.

diactinism (di-ak'tin-izm) [Gr. *διά* through + *ἀκτίς* ray]. The property of transmitting chemically active rays.

Diactoph'yme gig'as. Same as *Eustrongylus gigas*.

diad (di'ad). 1. Having a valency or combining power of two. 2. An element or radical which has a valency of two.

diaderm (di'ad-erm) [Gr. *διά* throughout + *δέρμα* skin]. The blastoderm during that stage in which it consists of an ectoderm and an entoderm.

diadermic (di-ad-er'mik). Through the skin; applied to medication by inunction

diadochocinesia, diadochocinetic. See *diadokokinesia* and *diadokokinetic*.

diadokokinesia (di-ah-dok"o-kin-e'se-ah) [Gr. *διάδοκός* succeeding + *κίνησις* motion]. The function of arresting one motor impulse and substituting for it one that is diametrically opposite.

diadokokinetic (di-ah-do"ko-kin-et'ik). Pertaining to diadokokinesia.

diæresis (di-er'e-sis). Dieresis.

diagnose (di'ag-nōs). Same as *diagnosticate*.

diagnosis (di-ag-no'sis) [Gr. *διά* apart + *γνῶσις* knowledge]. 1. The art of distinguishing one disease from another. 2. The determination of the nature of a case of disease. **clinical d.,** diagnosis based on the symptoms shown during life, irrespective of the morbid changes producing them. **differential d.,** the distinguishing between two allied diseases by contrasting their symptoms. **direct d.,** pathologic diagnosis by observing structural lesions or pathognomonic symptoms. **d. by exclusion,** recognition of a disease by excluding all other known diseases **group d.,** diagnosis made by the combined efforts of an organized group of specialists acting as a unit **laboratory d.,** diagnosis made by examination of various body fluids and secretions in the laboratory. **niveau d.** [Fr. "level diagnosis"], localization of the exact level of a lesion; as, for instance, of an intervertebral tumor. **pathologic d.,** diagnosis by observing the structural lesions present **physical d.,** determination of disease by inspection, palpation, percussion, or auscultation **regional d., topographic d.,** diagnosis of the locality in which a lesion is situated. **serum d.,** diagnosis by means of serums, serodiagnosis. **tentative d.,** a diagnosis based upon the available sources of information, but subject to change.

diagnostic (di-ag-nos'tik). Pertaining to or subserving diagnosis.

diagnosticate (di-ag-nos'tik-āt). To make a diagnosis of; to recognize the nature of an attack of disease.

diagnostician (di"ag-nos-tish'an). An expert in diagnosis.

diagnosticum, Ficker's (di-ag-nos'tik-um). An emulsion of killed typhoid bacilli for use in the Widal reaction

diagrammatic (di"ag-ram-at'ik). Drawn to illustrate a principle in anatomy, physiology, or embryology, rather than as an exact representation of nature.

diagraph (di'ag-raf) [Gr *διά* across + *γράφειν* to write] An instrument for recording outlines: used in craniotomy, etc.

diakinesis (di-ak-in-e'sis) [Gr. *διά* through + *κίνησις* motion]. The segmented spirem stage of the spermatocyte.

dial (di'al). A clock-face **astigmatic d.,** a diagram like the face of a watch used in testing for astigmatism

dialacetin (di-al-as'et-in). A comibination of dial and allyl-paracetamino-phenol: used in the treatment of epilepsy

dial-Ciba (di-al-si'bah). A proprietary hypnotic, di-allyl-barbituric acid, $(CH_2.CH)_2C(CO\ NH)_2CO$.

Dialister (di-al-is'ter). A genus of Bacteriaceæ: they are strictly anaerobic parasites. **D. pneumosin'tes.** Same as *Bacterium pneumosintes*.

diallyl (di-al'il). Any compound containing two allyl molecules. **d. disulphid,** an odorous principle, $(C_3H_5)_2S_2$, found in oil of garlic.

dialurate (di-al'u-rāt). A salt of dialuric acid. See *acid*.

dialuric acid (di-al-u'rik). See *acid*.

dialysate (di-al'is-āt). A liquid that has been dialyzed.

dialysis (di-al'is-is) [Gr. διά through + λύειν to loose] 1. The separation of substances from a mixture by their different diffusibility through porous membranes. 2. Solution of continuity. **Abderhalden's d.**, Abderhalden's reaction. See under *reaction*.

dialyzed (di'al-izd). Separated or prepared by dialysis.

dialyzer (di'al-i-zer). Apparatus for effecting dialysis.

diamagnetic (di"ah-mag-net'ik) [Gr. διά across + μάγνης magnet]. Taking a position at right angles with the lines of magnetic influence.

diamalt (di'am-awlt). A proprietary malt preparation.

diameter (di-am'et-er). A straight line through a center, joining opposite points of a periphery. **anteroposterior d.** 1. (Of pelvic inlet.) That which joins the anteroposterior angle of the pelvic inlet, that which joins the sacrovertebral angle with the symphysis pubis. 2. (Of pelvic outlet.) Joins tip of coccyx to suprapubic ligament. **anterotransverse d., temporal d.**, between tips of alæ magnæ. **Baudelocque's d.**, the external conjugate diameter of pelvis. **biparietal d.**, joins the parietal eminences. **bitemporal d.**, that which joins the extremities of the coronal suture. **buccolingual d.**, the diameter of a tooth-crown from the buccal to the lingual surface. **coccygeopubic d.**, the distance from the tip of the coccyx to the lower edge of the symphysis pubis. **conjugate d.**, the anteroposterior diameter of the pelvic inlet. **craniometric d.**, any line connecting two craniometric points of the same name. **Deventer's d.**, the oblique diameter of the pelvis. **diagonal conjugate d.**, joins the sacrovertebral angle and subpubic ligament. **external conjugate d.**, connects depression above spine of first sacral vertebra and middle of upper border of symphysis pubis. **fetal cranial d's** are the occipitomental, occipitofrontal, suboccipitobregmatic, cervicobregmatic, biparietal, bitemporal, and frontomental. **inferior longitudinal d.**, from foramen cæcum to internal occipital protuberances called also *sagittal d.* **intercristal d.**, the distance between the middle points of the iliac crests. **internal conjugate d.**, the diameter from the sacral promontory to the upper edge of the pubic symphysis. **intertuberal d.**, the inner diameter of the pelvis measured between the sciatic notches. **Löhlein's d.**, the line between the center of the subpubic ligament and the superior interior angle of the great sacrosciatic foramen. **mentoparietal d.**, from chin to vertex. **occipitofrontal d.**, joins the root of the nose and occipital prominence **occipitomental d.**, joins the external occipital protuberance and the chin. **parietal d., posterotransverse d.**, between tuberosities of parietal bones. **pelvic d.**, any diameter of the pelvis. **sagittal d.**, from glabella to external occipital protuberance. **superior sagittal d.**, between middle of internal crest of frontal bone and superior linea cruciata of occipital. **trachelobregmatic d.**, joins the center of the anterior fontanel and junction of neck with floor of mouth. **transverse d. of pelvic inlet,** connects the two most widely separated points of pelvic inlet. **transverse d. of pelvic outlet,** joins the ischial tuberosities. **true conjugate d.**, connects sacrovertebral angle with the middle of most prominent part of posterior aspect of symphysis pubis. **vertical d.**, between foramen magnum and vertex.

diamid, diamide (di'am-id). A double amid. 1. A compound which contains two amido groups. 2. Hydrazin.

diamido-. A prefix indicating the possession of two amido groups.

diamin, diamine (di-am'in) [L. *di* two + *amin*]. 1. A compound which contains two amino groups. 2. Hydrazin sulphate, $H_2SO_4.H_2N.H_2N.NH_2.NH_2.H_2SO_4$; a poisonous germicide in colorless crystals.

diamino-acids. Acids containing two amino, NH_2, groups.

diamino-acridin (di-am"in-o-ak'rid-in). See *proflavine*.

diaminodiphosphatid. A phosphatid containing two atoms of nitrogen and two of phosphorus to the molecule.

diaminomonophosphatid. A phosphatid containing two atoms of nitrogen and one of phosphorus to the molecule.

diaminotrihydroxydodecanoic acid. See under *acid*.

diaminuria (di-am-in-u're-ah). The presence of diamins in the urine.

diamorphin (di-am-or'fin). Same as *heroin*.

diamorphosis (di-ah-mor-fo'sis). Growth into normal shape.

diamylene (di-am'il-ēn). Same as *dipentene*.

diamylose (di-am'il-ōs). Bisamylose.

dianol (di-an'ol). A lactate of glycerin, used as a cauterizant in throat and nose affections.

dian'thin B. Bluish erythrosin **d. d. G,** yellowish erythrosin.

diapalma (di-ah-pal'mah). A drying plaster made of white wax, diachylon plaster, and sulphate of zinc.

diaparaffin (di-ap-ar'af-in). A combination of diamalt and paraffin given for the laxative effect of the paraffin.

diapason (di-ah-pa'son) [Gr. διά through + πασῶν all]. A tuning-fork used in the diagnosis of ear troubles

diapedesis (di"ah-pe-de'sis) [Gr διά through + πηδᾶν to leap] The passage of blood or of leukocytes through the unruptured walls of vessels.

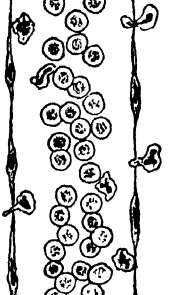

Diapedesis of leukocytes (Williams).

diaphane (di'af-ān) [Gr διαφανής transparent]. 1. The investing membrane of a cell. 2. A minute electric lamp for use in transillumination.

diaphaneity (di-af-an-e'it-e). Transparency.

diaphanometer (di"a-fa-nom'et-er) [Gr. διαφανής translucent + μέτρον measure]. An instrument for testing milk, urine, and other fluids by means of transmitted light.

diaphanometry (di"af-an-om'et-re). The measurement of the transparency of a fluid.

diaphanoscope (di-afan'o-skōp) [Gr. διά through + σκοπεῖν to view] An instrument for illuminating a body-cavity and rendering it visible.

diaphanoscopy (di"af-an-os'ko-pe). Examination with the diaphanoscope.

diaphant (di'af-ant). A mixture of cocoa, sugar of milk, salep, and powdered lodestone, used in *x*-ray work instead of bismuth.

diaphemetric (di"af-e-met'rik) [Gr. διά through + ἁφή touch + μέτρον measure]. Pertaining to the measurement of tactile sensibility.

diapherin (di-af'er-in). A crystalline compound used in surgery as a powerful antiseptic.

diaphoresis (di"af-o-re'sis) [Gr. διά through + φέρειν to carry]. Perspiration, and especially profuse perspiration.

diaphoretic (di"af-o-ret'ik). 1. Stimulating the secretion of sweat. 2. A medicine that increases the perspiration. **sedative d.**, one that acts by dilating the cutaneous vessels, such as the cardiac sedatives and nauseants.

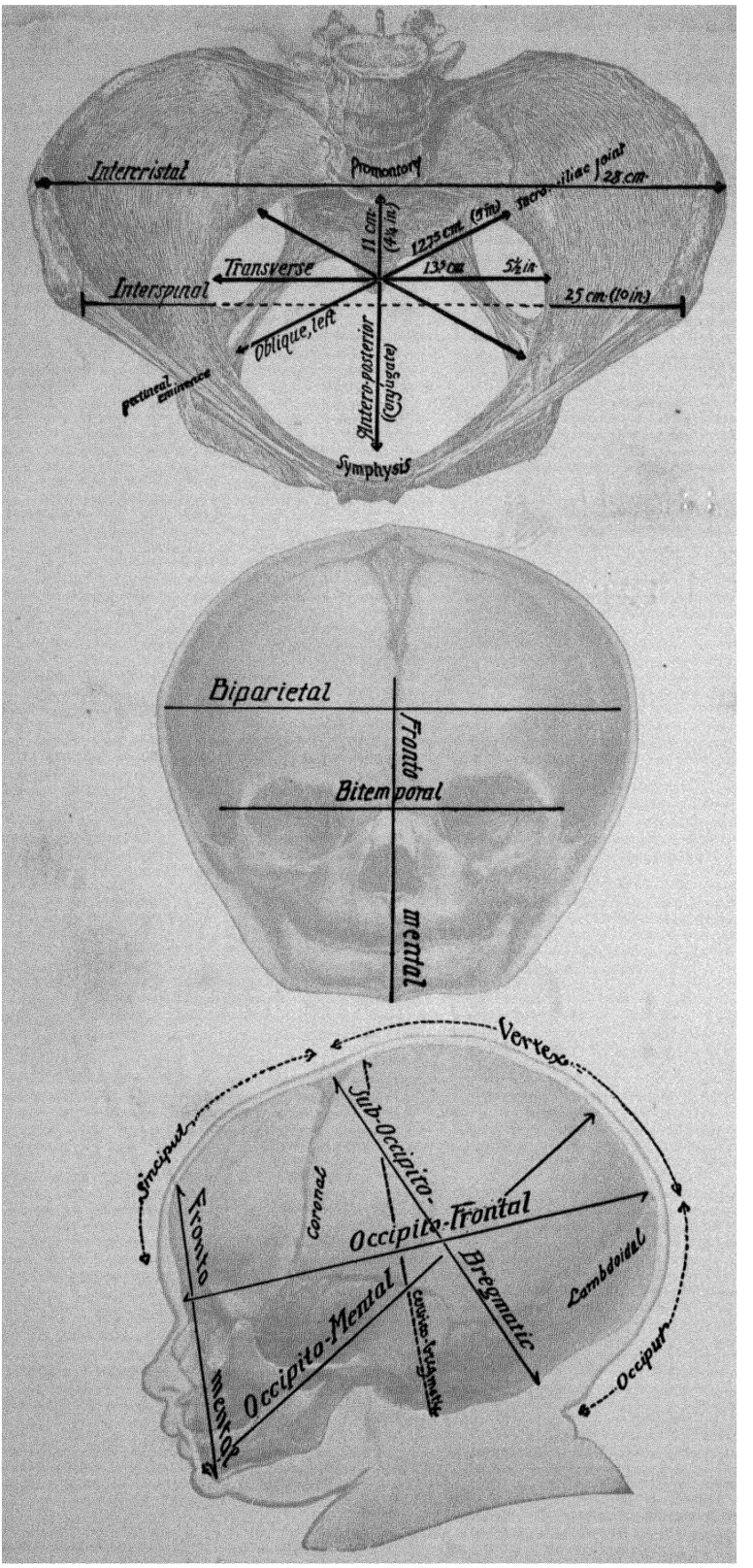

Diameters 1, diameters of pelvic brim with transverse iliac diameters, 2, fetal skull from in front, and 3, from the side, showing diameters (Dickinson)

diaphragm (di'af-ram) [Gr. διά across + φράγμα wall]. 1. The musculomembranous partition that separates the abdomen from the thorax. 2. Any thin septum. 3. A disk with one or more openings in it, or with an adjustable opening, mounted in front of a lens to shut off part of the light from it. **Akerlund d.**, a spiral type of diaphragm for roentgenography. **Bucky d., Buck-Potter d.**, a diaphragm for roentgenography, which will prevent the secondary rays from reaching the plate, thereby securing better contrast and definition. **pelvic d.**, diaphragma pelvis. **urogenital d.**, the triangular ligament of the perineum.

diaphragma (di-af-rag'mah) [B N A]. L. for *diaphragm* **d. pel'vis** [B N A], the portion of the floor of the pelvis formed by the levatores ani muscles. **d. sel'læ** [B N A], a ring-shaped fold of dura mater covering the pituitary fossa, and containing an aperture for the infundibulum. **d. urogenita'le** [B N A], the triangular ligament of the pelvis.

diaphragmalgia (di"a-frag-mal'je-ah) [*diaphragm* + ἄλγος pain]. Pain in the diaphragm.

diaphragmatic (di"af-rag-mat'ik). Pertaining to or of the nature of a diaphragm. **d. phenomenon.** See *phenomenon*.

diaphragmatitis, diaphragmitis (di"af-rag-mati'tis, di"af-rag-mi'tis). Inflammation of the diaphragm.

diaphragmatocele (di"af-rag-mat'o-sēl) [*diaphragm* + Gr. κήλη hernia]. Diaphragmatic hernia.

diaphragmodynia (di"af-rag-mo-din'e-ah) [*diaphragm* + Gr. ὀδύνη pain]. Pain in the diaphragm.

diaphtherin (di-af'the-rin). Oxyquinaseptol, a yellow powder derived from coal-tar, and composed of two molecules of oxyquinolin and one of aseptol. It is used as an antiseptic in solutions of from 0.5 to 2 per cent.

diaphtol (di-af'tol). Quinaseptol, ortho-oxyquinolin-metasulphonic acid, $OH\,C_9H_5N.SO_2.OH$, a quinolin derivative in yellowish crystals: antiseptic and antirheumatic.

diaphysary (di-af'iz-a-re). Pertaining to or affecting the shaft of a bone.

diaphysectomy (di-af-is-ek'to-me) [*diaphysis* + Gr. ἐκτομή excision]. Excision of a portion of the shaft of a long bone.

diaphysis (di-af'is-is) [Gr. διά apart + φύειν to grow]. Any shaft of a long bone.

diaphysitis (di"af-is-i'tis). Inflammation of a diaphysis.

diaplasis (di-ap'las-is) [Gr. "putting into shape"] The setting of a fracture or the reduction of a dislocation.

diaplex, diaplexus (di'ap-leks, di-ah-pleks'us). The choroid plexus of the third ventricle.

diaplexal (di-ap-leks'al). Pertaining to the diaplex.

diaplyte tuberculin or **vaccine** (di'ap-līt) [Gr διά through + πλυτός washed]. See *Dreyer's vaccine*, under *vaccine*.

diapnoic (di-ap-no'ik) [Gr. διά through + πνεῖν to breathe]. Pertaining to or causing mild perspiration.

diapophysis (di-ap-of'is-is) [Gr. διά apart + ἀπόφυσις outgrowth]. The superior or articular part of a transverse process of a vertebra.

diapyetic (di"ah-pi-et'ik). Promoting suppuration.

diarhemia, diarrhæmia (di-ar-e'me-ah) [Gr. διαρρεῖν to flow through]. A watery condition of the blood occurring in sheep infested with parasites.

diarrhea, diarrhœa (di-ar-e'ah) [Gr. διά through + ῥεῖν to flow]. Abnormal frequency and liquidity of fecal discharges (Hippocrates). **d. al'ba**, a disease of hot countries, affecting children especially. It is thought to be of filarial origin. **cachectic d.**, that which is due to some constitutional disease. **choleraic d.**, acute diarrhea with serous stools, accompanied by vomiting and collapse. **d. chylo'sa**, diarrhea in which the discharge consists of a yellowish-white, mucopurulent substance. **Cochin-China d.**, psilosis. **crapulous d.**, that due to excess in eating or drinking. **critical d.**, diarrhea occurring at the crisis of a disease or producing a crisis. **dissecting-room d.**, severe diarrhea caused by exposure to the effluvia of a dissecting-room. **dysenteric d.**, diarrhea with mucous and bloody stools. **fermental d., fermentative d.**, diarrhea caused by fermentation due to microorganisms. **flagellate d.**, diarrhea marked by the presence of flagellate organisms in the stools. **gastrogenic d.**, diarrhea due to gastric disorder. **hill-d.**, a severe type of chronic intestinal catarrh peculiar to hot climates and occurring only at elevations of several thousand feet: named from the hill-districts of India. By some it is considered to be identical with sprue. **inflammatory d.**, diarrhea in which there is an inflammation of the intestine due to bacterial action. **irritative d.**, diarrhea due to irritation of the intestine by improper food, poisons, purgatives, etc. **lienteric d.**, diarrhea with fluid stools containing undigested food. **mechanical d.**, diarrhea due to mechanical obstruction to the portal circulation, producing gastro-intestinal hyperemia. **morning d.**, a condition marked by diarrhea in the morning only. **mucous d.**, a kind characterized by the presence of mucus in stools **d. pancreat'ica**, the diarrhea that accompanies parenchymatous degeneration or cystic disease of the pancreas. **serous d.**, discharge of feces softened by copious serous fluid. **stercoral d.**, diarrhea accompanied by colic and following two or three days of constipation. **summer d.**, acute diarrhea in children during great heat of summer **trench d.**, a form of diarrhea and dysentery occurring in troops in the trenches. **tropical d.** See *sprue* (2d. def.). **tubercular d.**, a variety of diarrhea peculiar to cases of tuberculosis. **tubular d.** See *mucous colitis*, under *colitis*. **d. urino'sa**, polyuria. **vicarious d.**, that which is due to the impairment or suppression of some function. **watery d.** Same as *serous d.* **white d.** 1. A form in which the stools contain a thin, white mucus 2. A disease in young chicks caused by *Bacillus pullorum*

diarsenol (di-ar'se-nol). See *arsphenamin*. **silver d.**, a compound similar to silver arsphenamin. **sodium d.**, a brand of sodium arsphenamin.

diarsenolized (di-ar'sen-ol-īzd). Treated with or impregnated with diarsenol.

diarthric (di-ar'thrik). Pertaining to two joints.

diarthrosis (di-ar-thro'sis) [Gr. διά through + ἄρθρωσις joint]. A joint freely movable in any direction, like the shoulder- or the hip-joint. **d. rotato'ria**, a joint with pivot-like mobility.

diarticular (di-ar-tik'u-lar). Pertaining to two joints.

diaschisis (di-as-ki'sis) [Gr. διά apart + σχίζειν to split] Monakow's term for a loss of functional continuity between the various centers or neuron tracts, constituting one of the cerebral mechanisms.

diascope (di'as-kōp) [Gr. διά through + σκοπεῖν to view]. A glass plate pressed against the skin for observing the anatomic changes other than those of congestion.

diaspirin (di-as'pir-in). A white, crystalline powder, the succinic acid ester of salicylic acid, $CO_2H.(CH_2)_2.CO_2.C_6H_4.CO_2H$: used as a diaphoretic. Dose, 15–30 gr. (1–2 gm.).

diastalin (di-as'tal-in). A digestant preparation of pepsin, caroid, hydrochloric acid, nux vomica, etc.

diastalsis (di-as-tal'sis) [Gr. διά through + στάλσις contraction]. The forward movement of the contents of the intestine.

diastaltic (di-as-tal'tik) [Gr. *διά* apart + *στέλλειν* to send]. Performed reflexly through the medium of the spinal cord.

diastase (di'as-tās) [Gr. *διαστάναι* to separate]. 1. A white, amorphous, soluble solid produced during the germination of seeds, and contained in malt. It converts starch into dextrose and glucose 2. Any ferment (in French usage). **pancreatic d.**, a ferment obtained from the pancreatic secretions and given for indigestion. **taka-d.** See *taka-diastase.*

diastasemia (di"as-ta-se'me-ah) [Gr. *διάστασις* separation + *αἷμα* blood] The dissociation of the elements of the red blood-corpuscles

diastasic, diastatic (di-as-ta'sik, di-as-tat'ik). Pertaining to diastase or to diastasis.

diastasimetry (di"as-ta-sim'et-re). The estimation of the diastatic power of a substance.

diastasis (di-as'tas-is) [Gr. *διάστασις*]. 1. The separation of an epiphysis from the body of a bone without a fracture. 2. The fracture of a bone at the place of junction of an epiphysis. **d. rec'ti abdom'inis,** separation of the recti muscles of the abdomen away from the median line, sometimes occurring in pregnancy and after abdominal operations

diastasum (di-as-ta'sum). Diastase.

diastatic (di-as-tat'ik). 1. Pertaining to diastase. 2. Pertaining to diastasis.

diastem (di'as-tem). Same as *diastema*

diastema (di-as-te'mah), pl. *diastem'ata* [Gr *διάστημα* a space]. A space or cleft. In dentistry, a space between the teeth, particularly the space between the canine and the lateral teeth of the upper jaw into which the lower canine closes. In cytology, a narrow zone in the equatorial plane through which the cystosome divides in mitosis

diastematocrania (di-as-tem"at-o-kra'ne-ah) [Gr. *διάστημα* fissure + *κρανίον* cranium] Congenital longitudinal fissure of the cranium.

diastematomyelia (di-as-tem"at-o-mi-e'le-ah) [Gr. *διάστημα* fissure + *μυελός* marrow]. Congenital separation of the lateral halves of the spinal cord.

diastematopyelia (di-as-tem"at-o-pi-e'le-ah) [Gr. *διάστημα* separation + *πύελος* pelvis] Congenital median fissure of the pelvis

diaster (di'as-ter) [Gr. *διά* twice + *ἀστήρ* star]. Same as *amphiaster.*

diastin (di-as'tin). A form of diastase.

diastoid (di'as-toid). A proprietary dry malt preparation.

diastol (di'as-tol) A proprietary peptone preparation.

diastole (di-as'to-le) [Gr. *διά* apart + *στέλλειν* to send]. The dilatation or stage of dilatation of the heart, and especially that of the ventricles. **reflex d.**, the development of a red line which in a few seconds changes to a white line when the end of a pen-holder is passed firmly over the skin. Called also *reflex vasodilatation.*

diastolic (di-as-tol'ik). Of or pertaining to the diastole.

diastomyelia (di-as-to-mi-e'le-ah). Diastematomyelia.

diasulin (di-as'u-lin). A Scandinavian preparation derived from the pancreas of the pig said to be useful in diabetes.

diataxia (di-at-ak'se-ah) [Gr. *δι* two + *ataxia*]. Ataxia affecting both sides of the body. **cerebral d., d. cerebra'lis infanti'lis,** the ataxic form of cerebral birth palsy

diatela, diatele (di-at-e'lah, di'at-ēl). The roof of the third ventricle.

diaterma (di-ah-ter'mah) [Gr. *διά* between + *τέρμα* end]. A portion of the floor of the third ventricle.

diathermacy (di-ath-er'mas-e). The state of being diathermanous.

diathermal (di-ah-ther'mal). Same as *diathermanous.*

diathermanous (di-ah-ther'man-us) [Gr. *διά* through + *θερμαίνειν* to warm]. Admitting the passage of heat-rays.

diathermia (di-ath-er'me-ah). Diathermy.

diathermic (di-ath-er'mik). Pertaining to diathermy; permeable by heat rays

diathermy (di'ath-er-me) [Gr. *δία* through + *θήρμη* heat]. The generation of heat in the body tissues due to the resistance offered by the tissues to high-frequency electric currents forced through them. In **medical d.**, or *thermopenetration*, the tissues are warmed to a point short of tissue destruction; in **surgical d.**, *electrocoagulation*, the heat generated is sufficient to coagulate tissue cells.

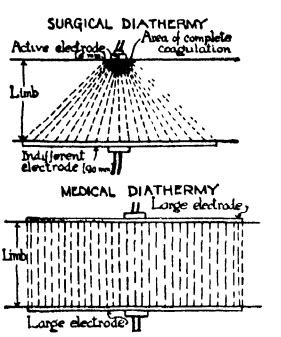

Diathermy (Milner in British Medical Journal)

diathesin (di-ath'es-in) A bitter crystalline compound, ortho oxybenzyl alcohol, $OH\,C_6H_4\,CH_2OH$, soluble in water. It is antipyretic and anodyne, and is used like the salicylates. Dose, 5–15 gr. (0.33–0.98 gm.)

diathesis (di-ath'es-is) [Gr. *διαθέναι* to dispose]. Natural or congenital predisposition to a special disease. **aneurysmal d.**, liability to formation of multiple aneurysms **asthenic d.**, a low state of general vitality **bilious d.**, a tendency toward imperfect elimination of bile. **catarrhal d.**, special liability to catarrhal diseases **contractural d.**, a hysteric tendency to contractures. **cystic d.**, a tendency to the development of multiple cysts in an organ. **dartrous d., rheumic d.**, predisposition to eczema, herpes, and other skin diseases **exudative d.**, a diathesis marked by thickening of the lingual mucous membrane, seborrhea of the scalp, prurigo, intertrigo, severe itching, and glandular enlargements. **furuncular d.** See *furunculosis.* **gouty d.**, predisposition to gout. **hemorrhagic d.**, a tendency to the development of purpura and hemorrhages from the mucous membranes **inopectic d.**, a bodily predisposition to embolism and thrombosis **insane d.**, a natural predisposition to insanity **neuropathic d.**, a congenital predisposition to nervous instability. **ossifying d.**, a tendency to the formation of bony deposits in the muscles **psychopathic d.**, neuropathic diathesis. **rheumatic d.**, predisposition to rheumatism. **spasmodic d., spasmophilic d.**, spasmophilia; a condition of abnormal excitability of the peripheral motor nerves, tending to tetany and general convulsions. **strumous d.**, predisposition to scrofulous or tuberculous disease **tuberculous d.**, special liability to the acquisition of tuberculosis **uric-acid d.**, a tendency to the collection of uric acid and urates in the tissues, resulting in gout, rheumatism, diabetes, etc **varicose d.**, a tendency to the formation of varicose veins

diathetic (di-ath-et'ik). Of or pertaining to a diathesis

diatom (di'at-om). Any unicellular microscopic form of Alga having a wall of silica.

diatomic (di-at-om'ik) [Gr. *δίς* two + *ἄτομος* atom]. 1. Made up of two atoms. 2. Having two replaceable hydrogen atoms.

diatussin (di-at-us'in). A proprietary remedy for the treatment of whooping-cough.

diaxon, diaxone (di-aks'ŏn) [Gr. *δίς* two + *axon*]. A nerve-cell having two axons or axis-cylinder processes.

diazellose (di-az-el'ōs). A hemicellulose preparation from agar-agar: used as a cathartic and antidiabetic.

diazin (di-az'in). A compound containing a ring of four carbon and two nitrogen atoms.

diazo-. A prefix indicating possession of the group —N_2—

diazobenzene (di-az"o-ben'zēn). A univalent organic radical, $C_6H_5N_2$.

diazo-compound (di-az"o-kom'pound). See under *compound*.

diazo-reaction (di-az'o-re-ak"shun). See *Ehrlich's reaction*, under *reaction*.

diazoma (di-az-o'mah). The diaphragm.

diazonal (di-ah-zo'nal). Situated across or lying across a sclerozone.

diazosulphobenzol (di-az"o-sul"fo-ben'zol). A substance which acts upon certain principles in the urine to form anilin colors.

diazotize (di-az'o-tīz) To introduce the diazo group into a compound

diazyme (dī'az-īm). A proprietary liquid said to contain the amylolytic enzyme of the pancreas free of trypsin and lipase. It is used for deficient starch digestion. Dose, 1–2 fl dr. (4–8 c.c.).

dibasic (di-ba'sik) [Gr. *δίς* twice + *βάσις* base]. Containing two hydrogen atoms replaceable by bases, also containing two equivalents or molecules of a base

diblastula (di-blas'tu-lah) [Gr. *δίς* two + *blastula*] A blastula in which the ectoderm and entoderm are both present.

Dibothryocephalus (di-both-re-o-sef'al-us). A genus of tapeworms Called also *Bothriocephalus* and *Diphyllobothrium* **D. corda'tus,** the heart-headed tapeworm A small species found in dogs and in seals in Greenland and only once in man. **D. la'tus,** a very large tapeworm found in the intestines of man and (somewhat smaller) in cats and dogs. It may be ¾ inch wide and 20 feet long. The head is marked with two grooves or suckers (bothridia). It has two hosts. The first is probably a mollusk, the second is a fish, and by eating inadequately cooked fish man is infected. Several species of fish harbor the plerocercoid or infective stage, viz., the pike, the perch, the salmon, the trout, and millur thumb. **D. manso'ni,** a species found in cats and dogs in Asia **D. par'vus,** a species found in Australia **D. tænioi'des.** Same as *D. latus*

dibromid (di-bro'mid). Any bromid which combines two atoms of bromin with one of another element or radical.

dibromin (di-bro'min) A non-irritating antiseptic and germicide, dibromo-barbituric acid, $CO\text{-}NH\ CO)_2CBr_2$ used in dilutions of 1 : 10,000 and stronger.

dibromogallic acid (di-bro-mo-gal'ik). Same as *gallobromol*.

dibromoketone (di-brōm-o-ke'ton). $CH_3\ CO\text{-}CHBr.CH_2Br$, a war gas.

dibutyl (di-būt'il). A hydrocarbon, C_8H_{18}, occurring in mineral oil.

dicacodyl (di-kak'o-dil) A colorless, poisonous compound, $(CH_3)_2AsAs(CH_3)_2$, formed by the action of zinc on cacodyl chlorid.

dicalcic (di-kal'sik). Having in each molecule two atoms of calcium.

dicamphendion (di-kam-fen'de-on). A substance, $(C_{10}H_{14}O)_2$, obtained by the action of metallic sodium upon bromocamphor, dicamphor being produced at the same time.

dicamphor (di-kam'for). A principle in colorless needles, $(C_{10}H_{15}O)_2$, produced at the same time and from the same materials as dicamphendion.

dicarbonate (di-kar'bo-nāt). Same as *bicarbonate*.

dicelous, dicœlous (di-se'lus) [Gr. *δι-* two + *κοῖλος* hollow]. 1. Hollowed on both sides. 2 Having two cavities.

dicentrin (di-sen'trin). A crystalline alkaloid, $C_{20}H_{21}NO_4$, from *Dicentra pusilla*

dicephalous (di-sef'al-us). Having two heads.

dicephalus (di-sef'al-us) [Gr. *δίς* twice + *κεφαλή* head]. A monster-fetus with two heads.

dichloralantipyrin (di-klo"ral-an-ti-pi'rin). A crystalline agent, $C_{11}H_{12}N_2O.2CCl_3CH(OH)_2$, formed by the trituration of antipyrin with chloral hydrate. It is hypnotic and analgesic. Maximum dose, 45 gr. (3 gm.).

dichloramin (di-klor-am'in). A compound formed from a primary amin by replacing both atoms of ammoniacal hydrogen by chlorin. **d.-M,** a white crystalline substance, methyl-diphenylmethyldichloramin, having properties similar to those of chloramin-T **d.-T,** toluene-p-sulphondichloramid, $CH_3\ C_6H_4.SO_2\ NCl_2$, a yellowish-white, crystalline substance It is a strong germicide and is used in oily solution in the treatment of wounds by spraying upon the wound surfaces or by pouring into deep wounds.

dichlorbenzol (di-klor-ben'zol). A compound recommended as a remedy for thread-worms.

dichlordiethylsulphid (di-klor-di-eth-il-sul'fid). Mustard gas, $(CH_2ClCH_2)_2S$; a vesicant gas employed in the Great War. It produces blistering and subsequent sloughing of the skin, eyes, and respiratory tract. Death results from bronchopneumonia. Called also *yperite*.

dichlordioxydiamido-arsenobenzol (di-klor-di-ox"e-di-am"id-o-ar"sen-o-ben'zol). Salvarsan.

dichloren (di-klo'ren). A proprietary brand of ethylene dichlorid.

dichlorethylarsin (di-klo-reth-il-ar'sin). See *ethyldichlorarsin*.

dichlorhydrin (di-klor-hi'drin) A colorless fluid, $CH_2Cl\ CHOH\ CH_2Cl$ used as a solvent for resins and prepared by heating anhydrous glycerin with sulphur monochlorid

dichlorid, dichloride (di-klo'rid) A combination of a base with two atoms of chlorin.

dichlormethane (di-klor-meth'ān). Methylene bichlorid, CH_2Cl_2.

dichlormethylether (di-klor-meth-il-e'ther). A form of mustard gas used in warfare, $(CH_2Cl)_2O$.

dichlorodiethylsulfid. Mustard gas, $(CH_2ClCH_2)_2S$, a lethal and vesicating war gas

dichlorodivinylchloroarsin. $(CHCl\ CH)_2AsCl$. A lethal war gas.

dichloro-urea (di-klo"ro-u-re'ah). A white powder, a derivative of urea, formed when chlorin is passed into a cold saturated aqueous solution of urea

dichogeny (di-koj'en-e) [Gr *δίχα* in two + *γεννᾶν* to produce] Development of tissues in different ways in accordance with changes in conditions affecting them

dichotomy, dichotomization (di-kot'o-me, di-kot"o-mi-za'shun) [Gr *δίχα* twofold + *τέμνειν* to cut]. 1. A process of division into two parts. 2. A division of a consultant's fee between the general practitioner and the consultant.

dichroic (di-kro'ik). Exhibiting dichroism.

dichroism (dī'kro-izm) [Gr. *δίς* double + *χρόα* color]. The quality or condition of presenting one color in reflected and another in transmitted light.

dichromasy (di-kro'mas-e). Ability to perceive but two colors.

dichromat (dī'kro-mat). A person who can distinguish only two of the primary colors.

dichromatic (di-kro-mat'ik) [Gr. *δίς* twice + *χρῶμα* color]. Seeing only two colors.

dichromatopsia (di-kro-mat-op'se-ah). Ability to distinguish only two of the primary colors.

dichromic (di-kro'mik) [Gr. *δίς* twice + *χρῶμα* color]. Distinguishing only two colors.

dichromophil, dichromophile (di-kro'mo-fil). Doubly staining; taking both acid and basic dyes.

dichromophilism (di-kro-mof'il-izm) [Gr. *δίς* twice + *χρῶμα* color + *φιλεῖν* to love]. Capacity for double staining.

dicinchonicin (di-sin-kon'is-in). An alkaloid, $C_{38}H_{44}O_2N_4$, formed from cinchonin.

dicinchonin (di-sin-ko'nin) [Gr. *δίς* double + *cinchonin*]. One of the cinchona alkaloids, $C_{38}H_{44}O_2N_4$.

Dick test (dik) [George F. *Dick* and Gladys H. *Dick*, Chicago physicians] See under *tests*.

dicliditis (dik-lid-i'tis) [Gr. *διϰλίδες* valves + *-ιτις* inflammation]. Inflammation of a valve, especially of one of the heart-valves.

diclidostosis (dik-lid-os-to'sis) [Gr. *διϰλίδες* valve + *ὀστέον* bone]. Ossification of the valves of the veins

diclidotomy (dik-lid-ot'o-me) [Gr. *διϰλίδες* valve + *τομή* cut]. The cutting of a valve, especially of the rectal valve or fold.

dicodid (di'ko-did) A keto derivative of codein.

dicœlous (di-se'lus). Dicelous.

diconchinin (di-kon'kin-in). An amorphous alkaloid, $C_{40}H_{46}O_4N_4$, from quinoidin.

dicoria (di-ko're-ah) [Gr. *δι-* double + *κόρη* pupil]. Doubleness of the pupil.

dicroceliasis, dicrocœliasis (dik-ro-se-li'as-is). Infection with dierocœlium.

Dicrocœ'lium lancea'tum. A lancet-shaped fluke infesting the liver of cattle and sheep in Europe and northern Africa. It has been found in the human liver.

dicrotalin (di-kro'tal-in). A proprietary preparation of rattlesnake venom· used hypodermically in epilepsy, hay-fever, bronchial asthma, etc.

dicrotic (di-krot'ik) [Gr. *δίϰροτος* beating double]. Having or pertaining to a double beat, as of the pulse.

dicrotism (dik'ro-tizm). The occurrence of a double pulse-wave in each arterial beat.

dictamnin (dik-tam'nin). A crystalline alkaloid, $C_{12}H_{11}NO_2$, from *Dictamnus albus*.

dictyoma (dik-ti-o'mah). Same as *diktyoma*.

dictyosome (dik'te-o-sōm) [Gr *δίϰτυον* net + *σῶμα* body]. Golgi apparatus. See under *apparatus*.

dicystein (di-sis-te'in) Cystin

dicytosis (di-si-to'sis) [Gr. *δίς* twice + *κύτος* cell]. The condition of the blood with regard to the number of both mononuclear and polynuclear leukocytes.

didactic (di-dak'tik) [Gr. *διδαϰτιϰός*]. Teaching by theory and precept rather than by practice

didactylism (di-dak'til-izm) [Gr. *δίς* twice + *δάϰτυλος* finger] The congenital quality of having only two digits on one hand or foot.

didelphic (di-del'fik) [Gr. *δίς* twice + *δελφύς* uterus]. Pertaining to a double uterus.

didermoma (di-der-mo'mah). Same as *bidermoma*.

didial (di'di-al) A combination of diallyl-barbituric acid (dial) and diethyl-morphin (dionin): used as a hypnotic.

didym (dĭd'im). A proprietary liquid preparation said to be a by-product of the preparation of incandescent mantles· it contains didymium, cerium, sodium, and magnesium

didymalgia (did-im-al'je-ah) [Gr. *δίδυμος* testis + *ἄλγος* pain]. Pain in a testicle.

didymin (did'im-in). A dry extract of bulls' testicles. Aphrodisiac dose, 5 gr. (0.3 gm.); in larger doses it is hypnotic.

didymitis (did-im-i'tis) [Gr. *δίδυμος* testis + *-ιτις* inflammation]. Inflammation of the testicle; orchitis.

didymium (di-dim'e-um). A rare metal, symbol, Di, from various earths, now recognized as a mixture of neodymium and praseodymium. Its chlorid is a non-caustic disinfectant, and one of the most effective of known antiseptic agents. The sulphate is also antiseptic. **d. salicylate,** dymal.

didymodynia (did"im-o-din'e-ah) [Gr. *δίδυμος* testis + *ὀδύνη* pain]. Pain in a testicle.

Didymohe'lix ferrugin'ea. A species of the Chlamydobacteriales consisting of delicate threads twisted together, they are of reddish-brown color from deposited iron

didymus (did'im-us) [Gr. *δίδυμος* twin]. A testicle.

Dieb. alt. Abbreviation for L. *die'bus alter'nis*, on alternate days.

Dieb. tert. Abbreviation for L. *die'bus ter'tiis*, every third day.

diechoscope (di-ek'o-skōp) [Gr. *δι-* twice + *ἠχώ* echo + *σϰοπεῖν* to examine] An instrument for the simultaneous perception of two different sounds in auscultation.

diecious (di-e'shus). See *diœcious*.

Dieffenbach's operation (de'fen-bahks) [Johann Friedrich *Dieffenbach*, Prussian surgeon, 1795–1847]. See *operation*.

dielectric (di-e-lek'trik). Transmitting electric effects by induction, but not by conduction.

dielectrolysis (di"el-ek-trol'is-is) [Gr *διά* through + *electrolysis*] Electrolysis of a drug, the current being passed through a diseased portion of the body, so that the drug passes through the part.

diencephalon (di-en-sef'al-on) [B N A]. Same as *thalamencephalon*.

Diendamœ'ba. See *Dientamœba*

Dientamœ'ba frag'ilis. A rare intestinal ameba characterized by having a duplicate nuclear system (Jepps and Dobell).

die-plate (di-plāt). A plate of metal containing dies for forming the cusps on shell-crowns.

dieresis (di-er'es-is) [Gr *διά* asunder + *αἱρεῖν* to take]. 1. The division or separation of parts normally united, as by a wound or burn. 2. In surgery, the mechanical separation of parts, as by incision, diathermy, or cautery

diesophagus, diœsophagus (di-e-sof'ag-us). Doubling of the esophagus.

diestrum (di es'trum). See *diœstrum*.

diet (di'et) [Gr *δίαιτα*]. The customary allowance of food and drink taken by any person from day to day. Diets are classified as *broth* diet, *common* diet, *fish* diet, *full* diet, *generous* diet, *half* diet, *low* diet, *liquid* diet, *meat* diet, *milk* diet, *mixed* diet, *soft* diet, *solid* diet, *spoon* diet, *vegetable* diet, etc **absolute d.**, fasting. **adequate d.**, a diet which will enable an animal to grow, mature and reproduce in a normal manner. **Banting d.**, one designed to reduce fatness. **basal d.**, a diet which is just sufficient to meet the caloric requirements of basal metabolism. **bland d.**, a diet that contains the necessary nutrient elements, but is free from anything that tends to heat or excite. **Cæsar's d.**, diet of milk and barley-water, used in the early stages of gout. **Cantani's d.**, an exclusive meat diet devised for diabetics. **cardiac d.** follows closely the regular ward diet with the exclusion of the vegetables and meats which tend to disturb the stomach. Free salt is also often excluded from this routine cardiac diet. **Chittenden's d.**, a diet containing 47 to 55 gm of protein. **Coleman-Schaffer d.**, a typhoid fever diet, composed of eggs, cream, cocoa, milk sugar, and bread and butter. It has a high carbohydrate ratio and is rich in protein. The food is administered in small quantities, but frequently. **convalescent d.**, a system of solic

and liquid food suitable for convalescents. **diabetic d.**, one in which ordinary sugar, starchy food, fruits, and ordinary bread are prohibited. **Du Bois d.** consists of varying amounts of milk. The time limitation is not definite and the transition to light diet is abrupt. **fever d.**, one especially designed for the requirements of fever patients **gouty d.**, a diet devised for the mitigation of gout, and restricting the use of nitrogenous foods and prohibiting sweet wines and fermented liquors **high-caloric d.**, a diet which furnishes 4000 calories or over a day. **high-fat d.** See *ketogenic d.* **Jarotsky d.**, a diet for gastric ulcer consisting of white of egg and olive oil, given separately, several hours apart, in increasing daily amounts. **Karell d.**, for nephritis and cardiac conditions, consists of 26 ounces of milk per day. The milk diet, running from six days to a week, is amplified gradually by the use of eggs, dry toast, meat, rice, and vegetables. **ketogenic d.**, a diet containing a large amount of fat with minimal amounts of protein and carbohydrate, the object of such a diet being to produce ketosis **Lenhartz d.** See *Lenhartz treatment*, under *treatment*. **light d.**, or regular ward diet, consists of any simple mixed diet suitable for convalescents and is planned by the hospital dietitian. **medical soft d.** is a very limited diet consisting only of eggs, soft toast, stewed fruit, liquids, baked or mashed potato, made desserts and ice-cream **optimal d.**, a diet which produces the most rapid growth and the most successful reproduction. Cf. *adequate d.* **Petrén's d.**, a diabetic diet consisting of extremely small amounts of protein and very large amounts of fat. **Prochownick d.**, a diet for the last eight weeks of pregnancy, which should decrease the size and weight of the child, while strengthening the mother. It is intended for patients threatened with dystocia on account of a contracted pelvis, excessive development of the fetus with normal pelvis, or fat and weak abdominal walls The essential features of the diet are the withholding of carbohydrates and fluids and the giving of sufficient amounts of proteins. **protective d.**, an extremely light diet employed for the purpose of relieving the work of the digestive apparatus as much as possible. **rachitic d.**, an inadequate diet which will bring about rickets in an experimental animal. **rheumatic d.**, a diet devised to meet the requirements of rheumatic patients. **salt-free d.** See *dechloridation* **Schmidt d.**, a daily diet consisting of 1.5 liters of milk, 100 gm of zwieback, 2 eggs, 50 gm. of butter, 125 gm of beef, 100 gm. of boiled potato, and gruel made from 80 gm. of oatmeal It contains 102 gm. of protein, 111 gm. of fat, and 191 gm of carbohydrate, giving 2234 calories. **Schmidt-Strassburger d.** Same as *Schmidt d.* **Sippy d.**, for gastric ulcer and in conditions in which the patient is emaciated and is unable to take bulky foods It consists of nothing but milk for the first few days, with the addition of crackers, cereals, and eggs on the third day, the amounts increasing gradually until during the later days of the diet puréed vegetables are included. On the twenty-eighth day the patient is placed on the regular ward diet. **subsistence d.**, that upon which one can just live. **surgical soft d.** includes hard toast, creamed meat, and puréed vegetables in addition to the medical soft diet. **Taylor's d.**, a preparation of white of egg, olive oil, and sugar, given when the urine is to be tested for chlorids. **Tufnell's d.**, a rich diet (with small allowance of liquids) sometimes prescribed in the treatment of aneurysm.

dietary (di'et-a-re). A regular or systematic scheme of diet.

dietetic (di-et-et'ik) [Gr. *διαιτητικός*]. Pertaining to diet or proper food.

dietetics (di-et-et'iks). The science or study and regulation of the diet.

diethylamin (di"eth-il-am'in). A non-poisonous liquid ptomain, $NH(C_2H_5)_2$, from decaying fish and putrid sausages.

diethylendiimin (di-eth"il-en-di-im'in). Same as *piperazin*.

diethylketone (di"eth-il-ke'tōn). Propion.

diethylmalonylurea (di-eth"il-mal"o-nil-u-re'ah). Same as *veronal*.

diethyloxyacetyl-urea (di-eth"il-oks-e-as"et-il-u-re'ah). A condensation-product of urea and oxyacetic acid, a clear, transparent fluid, proposed as a hypnotic.

dietitian (di-et-ish'an). One who is skilled in the scientific use of diet in disease.

Dietl's crisis (de'tlz) [Joseph *Dietl*, an Austrian physician, 1804–1878]. See under *crisis*

dietotherapy (di"et-o-ther'a-pe). Dietetic treatment.

dietotoxic (di"et-o-tox'ik). Having the quality of dietotoxicity.

dietotoxicity (di"et-o-tox-is'it-e). A condition in certain food substances which renders them toxic when used in an unbalanced diet.

Dieudonné's medium (de-ed-on-āz') [Adolph *Dieudonné*, physician in Munich, born 1864]. See under *medium*.

Dieulafoy's aspirator, theory, triad (de-el-af-wahz') [Georges *Dieulafoy*, physician in Paris, 1840–1911]. See *aspirator, theory*, and *triad*.

differential (dif-er-en'shal). Pertaining to a difference or differences.

differentiation (dif"er-en-she-a'shun). 1. The distinguishing of one thing or disease from another. 2. The act or process of acquiring distinction or individual characters **correlative d.**, differentiation produced by interaction of the parts of an organism.

diffluence (dif'lu-ens). The act of becoming fluid.

diffluent (dif'lu-ent) [L. *diffluere* to flow off]. Easily flowing away or dissolving; deliquescent; temporary.

diffraction (dif-rak'shun) [L *dis* apart + *frangere* to break]. The bending or breaking up into its component parts of a ray of light. **d.-grating**, a strip of glass ruled closely with fine lines for use in the spectroscope.

diffusate (dif'u-zāt). That part of a mixture which, placed in a dialyzer, diffuses through a membrane; a dialysate.

diffuse, diffused (dif-ūs', dif-ūzd') [L. *dis* apart + *fundere* to pour]. Wide-opened; not definitely limited or localized

diffusible (dif-u'zib-l). Susceptible of being rapidly diffused, having a rapidly stimulant, but transient, action.

diffusiometer (dif-u-se-om'et-er). An apparatus for measuring the speed of diffusion.

diffusion (dif-u'zhun). 1. The process of becoming diffused, or widely spread. 2. Dialysis through a membrane.

difluordiphenyl, difluorphenyl (di-flu"or-di-fen'il, di-flu"or-fen'il). See *antitussin*.

Dig. Abbreviation for L. *digera'tur*, let it be digested.

digalen (dij'al-en). A proprietary product from digitalis: said to be amorphous soluble digitoxin (Cloetta).

digametic (di-gam-et'ik). Forming two kinds of germ cells, one with and one without the X chromosome.

digastric (di-gas'trik) [Gr. *δίς* double + *γαστήρ* belly]. 1. Having two bellies. 2. Of or pertaining to or attacking the digastric muscle.

digastricus (di-gas'trik-us). See *muscles, table of*.

digenesis (di-jen'es-is). Same as *alternation of generation*.

digenetic (di-je-net'ik) [Gr. *δίς* twice + *γένεσις* generation]. Requiring a change of hosts: said of flukes and other parasites.

digenia (di-je'ne-ah). See *tanaka*.

digestant (di-jes'tant). 1. Assisting or stimulating digestion. 2. A remedy which aids digestion.

digestion (di-jest'yun) [L. *diges'tio*, from *dis* apart + *ger'ere* to carry]. 1. The process or act of converting food into materials fit to be absorbed and assimilated. 2. The subjection of a body to prolonged heat and moisture, so as to disintegrate and soften it. **artificial d.**, that which is performed outside the body. **biliary d.**, the digestive effect of the bile upon food. **gastric d.**, that which is carried on in the stomach by aid of the gastric juice. Called also *peptic d.* **gastro-intestinal d.**, the gastric and intestinal digestions together. **intercellular d.**, digestion carried on within an organ by secretions from the cells of the organ. **intestinal d.**, that which is carried on in the intestine **intracellular d.**, digestion carried on within a single cell. **pancreatic d.**, that which is performed by the pancreatic secretion. **parenteral d.**, digestion taking place somewhere else in the body than in the alimentary canal, as in the blood or under the skin. **peptic d.** Same as *gastric d.* **primary d.** Same as *gastro-intestinal d* **salivary d.**, the change of starch into maltose by the saliva. **secondary d.**, the final preparation of food for assimilation by aid of closed glands, lymphatics, marrow, and body cells in general **sludge d.**, the biochemical process by which organic matter in sludge is gasified, liquified, mineralized, or converted into more stable organic matter.

digestive (di-jes'tiv). 1. Of or pertaining to digestion. 2. A digestant remedy or agent.

digestol (di-jes'tol). A proprietary digestant combination of bismuth subnitrate, pepsin, and salol, with aromatics.

digifolin (dij-if-o'lin) A proprietary solution of glucosids from digitalis leaves.

digifortis (dij-if-or'tis) A proprietary tincture of digitalis.

digipan (dij'ip-an). A preparation of digitalis containing digitoxin and digitalin without any digitonin. Dose, same as digitalis.

digipoten (dij-ip-o'ten). A proprietary digitalis preparation containing the mixed glucosids.

digipuratum (dij-ip-u-ra'tum). A digitalis extract freed from inert and irritating constituents. See *digitan*.

digistrophan (dij-is-tro'fan). A preparation of digitalis and strophanthus, used as a heart tonic and diuretic.

digit (dij'it) [L *dig'itus*]. A finger or toe.

digital (dij'it-al). 1. Of, pertaining to, or performed with, a finger. 2. Resembling the imprint of a finger

digitalein (dij-it-al'e-in). An active principle, $C_{22}H_{38}O_9$, of digitalis It is soluble in water and alcohol. It is a diuretic and a cardiac tonic. Dose, $\frac{1}{64}$–$\frac{1}{2}$ gr (0.001–0 002 gm.).

digitalin (dij-it-a'lin) [L. *digitali'num*]. An active glucosid of digitalis, $C_{35}H_{56}O_{14}$ **French d.**, a preparation obtained from digitalis by the method of Homolle, consisting mainly of true digitalin. **German d.**, a mixture of glucosids obtained from digitalis according to the process of Walz, consisting largely of digitonin. **soluble d.**, a commercial form of digitalin. Dose, $\frac{1}{60}$–$\frac{1}{20}$ gr. (0.001–0 003 gm).

Digitalis (dij-it-a'lis) [L., from *dig'itus* finger, because of its finger-shaped corolla]. A genus of scrophulariaceous plants. The leaves of *D. purpu'rea*, or foxglove, are narcotic, cardiant, diuretic, and stimulant. Digitalis acts by producing elevation of blood-pressure, increase of systole, lengthening of diastole, and contraction of the arterioles. It is used as a heart tonic for cardiac weakness of any kind; also as a diuretic in dropsy. Dose, 1–2 gr. (0 065–0.13 gm.); of extract, $\frac{1}{4}$ gr. (0.016 gm.); of fluidextract, 1–2 min. (0.065–0.13 c.c.); of tincture, 5–20 min. (0.3–1.25 c.c.); of infusion, 2–4 dr. (8–15 c.c.).

digitalisin (dij-it-a'lis-in). A proprietary concentration from digitalis. Dose, $\frac{1}{15}$–$\frac{1}{4}$ gr. (0.004–0.016 gm.).

digitalism (dij'it-al-izm). The effect produced on the body by the administration of digitalis.

digitalization (dij-it-al-iz-a'shun). Administration of digitalis until the physiologic effect of the drug is produced

digitalone (dij'it-al-ōn). A non-irritating liquid preparation of digitalis. Dose, 10–30 min. (0.65–2 c.c.).

digitan (dij'it-an). A proprietary preparation of digitalis said to contain digitoxin and digitalin in the form of tannates: used like digitalis.

digitate (dij'it-āt). Having several finger-like processes.

digitation (dij-it-a'shun). 1. A finger-like process, as of a muscle. 2. Amputation in which the stump is cleft to form a gripping fork-like end.

digitatio'nes hippocam'pi. The pes hippocampi.

digitin (dij'it-in). A physiologically inert crystalline principle from digitalis.

digitogenin (dij-it-oj'en-in). A colorless, crystalline compound, $C_{15}H_{24}O_3$, derived from digitalin.

digitol (dij'it ol). A proprietary tincture of digitalis

digitonin (dij-it-o'nin). A saponin glucosid, $C_{54}H_{92}O_{28}$, from digitalis

digitophyllin (dij''it-o-fil'in). A crystalline glucosid, $C_{22}H_{32}O_{10}$, contained in digitalis. It is a heart poison.

digitoplantar (dij''it-o-plan'tar) [L. *dig'itus* finger + *plan'ta* sole]. Pertaining to the toes and the sole of the foot.

digitos (dij'it-os). A preparation of the water-soluble active principle of digitalis leaves used like other digitalis preparations, but only by hypodermic intramuscular or intravenous administration

digitoxin (dij-it-oks'in). The most active glucosid principle of digitalis It is a white, crystalline compound, $C_{34}H_{54}O_{11}$, a powerful and reliable heart tonic (Schmiedeberg, 1874). Dose, $\frac{1}{250}$–$\frac{1}{125}$ gr. (0 00025–0 0005 gm). **Cloetta's d.**, a soluble digitoxin preparation.

digitus (dij'it-us), pl *dig'iti* [L] A finger. **d. annula'ris**, the ring-finger. **d. me'dius**, the index-finger **d. min'imis**, the little finger or little toe. **d. mor'tuus**, dead finger a cold and white condition of the fingers. **d. recel'lens**, trigger-finger. **d. val'gus**, deviation of a finger toward the ulnar side **d. va'rus**, deviation of a finger toward the radial side.

digityl (dij'it-il). A proprietary concentrated digitalis infusion containing valerian and peppermint.

diglossia (di-glos'e-ah) [Gr *δίς* twice + *γλῶσσα* tongue]. Double tongue, or bifid tongue.

diglycerid (di-glis'er-id). A glycerid containing two fatty acid molecules.

dignathus (dig-na'thus) [Gr *δίς* twice + *γνάθος* jaw]. A monster-fetus with two lower jaws.

dihomocinchonin (di-ho-mo-sin'ko-min). An alkaloid, $C_{38}H_{44}O_2N_4$, from cinchona.

dihybrid (di-hi'brid). The offspring of parents who differ in two characters.

dihydrate (di-hi'drāt) [Gr. *δίς* twice + *ὕδωρ* water]. 1. Any compound containing two hydroxyl groups. 2. Any compound containing two molecules of water.

dihydrated (di-hi'drā-ted). Compounded with two molecules of water.

dihydric (di-hi'drik). Having two hydrogen atoms in each molecule.

dihydrocollidin (di-hi''dro-kol'id-in). An oily base, $C_8H_{11}N.H_2$, from decaying flesh and fish; regarded as a ptomain.

dihydrocoridin (di-hi″dro-kor′id-in). The base, $C_8H_{13}N$, supposed to be identical with a ptomain derived from *Bacil'lus al'lii*.

dihydrol (di-hi′drol). The associated water molecule, $(H_2O)_2$.

dihydrolutidin (di-hi″dro-lu′tid-in). An oily, poisonous, caustic base, $C_7H_{11}N$, from rancid cod-liver oil.

dihydroresorcin (di-hi″dro-re-sor′sin). A crystalline, antiseptic product of the action of sodium amalgam upon resorcinol.

dihydroxyacetone (di-hi-drox″e-as′e-tōn) One of the trioses, the ketotriose.

dihydroxyphenylethylmethylamin (di″hi-droks″e-phen-il-eth″il-meth-il-am′in). Same as *epinin*.

dihydroxyphthalophenone (di-hi-droks″e-fthal-o-fe′nōn). Phenolphthalein.

dihydroxystearic acid (di-hi-drok-se-ste-ar′ik). See under *acid*.

dihypercytosis (di-hi″per-si-to′sis). Same as *hyperhypercytosis*.

dihysteria (di-his-te′re-ah) [Gr. δίς two + ὑστέρα uterus]. The condition of having a double uterus.

diiodid (di-i′o-did). An iodid containing two atoms of iodin in the molecule to one of the base.

diiodobetanaphthol (di-i″o-do-be-tah-naf′thol). A greenish-yellow powder, $C_{10}H_6I_2OH$, used like iodoform.

diiodocarbazol (di-i″o-do-kar′baz-ol). An antiseptic agent, $(C_6H_3I)_2NH$, in yellow scales.

diiodoform (di-i-o′do-form) An iodid of carbon, ethylene tetraiodid or periodid, C_2I_4 a strong cicatrizant, without odor and non-poisonous

diiodoglycerin (di-i″o-do-glis′er-in). Same as *iothion*

diiodoresorcin (di-i″o-do-re-sor′sin). A chocolate-brown, odorless powder, $C_6H_2I_2(OH)_2$. used like aristol

diiodosalicylic acid (di-i″o-do-sal″is-il′ik). See *acid*.

diiodosalicylic-phenyl-ester (di-i″o-do-sal″is-il′ik-fe-nil-es′ter) Same as *diiodosalol*.

diiodosalol (di-i″o-do-sal′ol). A proprietary salol and iodin derivative, diiodosalicylic phenyl ester, $C_6H_2I_2(OH)CO_2C_6H_5$, in colorless needles used internally for rheumatism, externally, like iodoform, in skin diseases.

diiodothioresorcin (di-i″o-do-thi″o-re-sor′sin). A brown, antiseptic powder, $C_6H_2I_2(SH)_2$. used like iodoform and aristol.

diketone (di-ke′tōn). A ketone containing two carbonyl groups

diktyoma (dik-te-o′mah) [Gr. δίκτυον net + -ωμα tumor]. A tumor of the ciliary epithelium derived from embryonic retinal tissue.

Dil. Abbreviation for L. *dil'ue*, dissolve.

dilaceration (di″las-er-a′shun) [L. *dilacera'tio*]. A tearing asunder, as of a cataract In dentistry, the displacement of a formed portion of a tooth from its natural relation to the soft parts.

dilatation (di-la-ta′shun). The condition of being dilated or stretched beyond the normal dimensions. **digital d.**, the dilatation of a cavity or orifice by means of a finger. **d. of the heart**, enlargement of the cavities of the heart, with thinning of its walls and diminution of the force of its beatings. **prognathion d., prognathic d.**, dilatation of the pyloric end of the stomach greater than that of the fundus or cardiac, giving a protruding appearance in the *x*-ray picture. **d. of the stomach**, enlargement of the stomach from weakening of its walls and distention with gas in chronic gastritis.

dilator (di-la′tor). An appliance used in enlarging an orifice or canal by stretching. **anal d.**, an instrument for dilating or stretching the anal sphincter. **Arnott's d.**, a distensible cylinder of oiled silk for urethral strictures. **Barnes's d.**, a rubber bag used in dilating the os and cervix uteri. **Bossi's d.**, a dilator for the cervix uteri. **d. con'chæ**, a small muscle between the lower margin of the tragus and the lower end of the concha. **De Seigneux's d.**, a dilator for the cervix uteri. **Frommer's d.**, a modified Bossi dilator for the cervix uteri. **Hegar's d's**, a series of bougies of varying sizes for dilating the os uteri. **intra-uterine d.**, an instrument for dilating the uterine cavity by means of air or water. **d. ir'idis**, **d. pupil'læ**, the radiating elastic fibers of the iris which dilate the pupil. **laryngeal d.**, an instrument with two or more blades for expanding the larynx. **d. muscles.** See *muscles, table of*. **d. tu'bæ.** See *tensor palati*, in *muscles, table of*.

dilaudid (di-law′did). A keto derivative of morphin which has much the same action, though perhaps less apt to form a habit, and is given in half the dose of morphin.

dilipoxanthin (di-lip-o-zan′thin) [Gr. δίς two + λίπος fat + ξανθός yellow]. A yellow lipochrome produced by various bacteria.

dill (dil). The carminative and stimulant plant, *Ane'thum* (*Peuceda'num*) *grave'olens* its fruit affords a volatile oil Dose of *aqua anethi*, ½ fl.oz. (15 c.c); of oil, 2–5 min. (0.1–0.3 c.c).

Diluc. Abbreviation for L. *dilu'culo*, at daybreak.

diluent (dil′u-ent) [L. *dilu'ere* to wash] 1. Diluting. 2. An agent that dilutes or renders less irritant.

Dilut. Abbreviation for L *dilu'tus*, dilute.

dilution (di-lu′shun) 1. The art or process of diluting or the state of being diluted. 2 A diluted or attenuated medicine. 3. In homeopathy, the diffusion of a given quantity of a medicine in ten or one hundred times the same quantity of water.

Dim. Abbreviation for L *dimid'ius*, one-half.

dimargarin (di-mar′gar-in). A glycerid having two molecules of margaric acid combined with a molecule of glycerin.

Dimastigamœba (di-mas″tig-am-e′bah). A genus of coprozoic amebæ which has both an ameboid and a flagellate stage in its life-history. In the latter stage it has two flagella and has been called also *Amœba gruberi*, *A. tachypodia*, *Nægleria gruberi*, *N. punctata*, *Vahlkampfia punctata*, and *Wasielewskia gruberi*

dimazon (di-ma′zon). An orange-colored crystalline powder, diacetylamino-azotoluene, $CH_3.C_6H_4.N\,N\,C_6H_3(CH_3)N(CH_3.CO)_2$, said to promote the growth of epithelium in treatment of burns, wounds, and ulcers

dimentholformal (di″men-thol-for′mal). Dimentholmethylene ether· antiseptic.

dimerous (dim′er-us) [Gr. δι- two + μέρος part]. Made up of two parts.

dimetallic (di-met-al′ik). Containing two of a metallic element in the molecule.

dimethylacetal (di″meth-il-as′e-tal). A colorless, volatile, anesthetic liquid, ethylidene dimethyl ether, $CH_3\,CH(OCH_3)_2$. it may be used like chloroform, by inhalation.

dimethylamin (di″meth-il-am′in). A gaseous and liquid ptomain, $(CH_3)_2NH$, from decaying gelatin, decomposing yeast, rotten fish, etc.

dimethyl-amino-azobenzene (di-meth″il-am″-in-o-a-zo-ben′zēn). A dye, $C_6H_5\,N_2\,C_6H_4\,N(CH_3)_2$ used as an indicator in Toepfer's test for free hydrochloric acid in gastric juice. It has a PH range of 2.0 to 4, being red at 2.9 and yellow at 4.

dimethylarsin (di-meth-il-ar′sin). See *cacodyl*.

dimethyl-carbinol (di-meth-il-kar′bin-ol). Isopropyl alcohol.

dimethyl-ethyl-pyrrol (di-meth″il-eth″il-pir′ol). A substituted pyrrol obtained from and probably a constituent of bilirubin.

dimethyl-guanidin (di-meth"il-guan'id-in). A ptomain, $(CH_3)_2N.C(:NH).NH_2$, found in small amounts in the urine.

dimethylnornarcotin (di-meth"il-nor-nar'ko-tin). An active principle reported to exist in opium.

dimethylphosphin (di-meth-il-fos'fin). A phosphin extremely destructive to infusorial life, $(CH_3)_2PH$.

dimethyl sulphate. An industrial poison, $(CH_3)_2SO_4$, causing nystagmus, convulsions, and respiratory death.

dimethylxanthin (di-meth-il-zan'thin). Same as *theobromin*.

dimetria (di-me'tre-ah) [Gr. *δίς* double + *μήτρα* womb]. The condition of two uteri, or a double uterus.

diminution (dim-in-u'shun). In cytology, the elimination of a portion of the nuclear substance

dimol (di'mol). Dimethylmonomethoxyphenol, $CH_3O.C_6H_2(CH_3)_2OH$, in combination with the tri- and tetramethylophenols. It is used like salol as an intestinal antiseptic.

dimorphic (di-mor'fik). Same as *dimorphous*.

dimorphism (di-mor'fizm) [Gr. *δίς* two + *μορφή* form]. The property of certain solids existing in two different crystalline forms.

dimorphobiotic (di-mor"fo-bi-ot'ik) [Gr. *δι-* two + *μορφή* form + *βίωσις* life]. Showing alternation of generations and having a parasitic and a non-parasitic stage in the complete life history.

dimorphous (di-mor'fus) [Gr. *δίς* two + *μορφή* form]. Occurring in two distinct forms, having the property of dimorphism.

dineric (di-ner'ik) [Gr. *δινῆ* a whirlpool]. Whirling like a whirlpool; pertaining to the interface between two missible liquids.

dineuric (di-nu'rik). Having two neurons or axis-cylinder processes: said of nerve-cells.

dinical (din'ik-al) [Gr. *δῖνος* giddiness]. Pertaining to dizziness; relieving dizziness.

dinitrate (di-ni'trāt). A compound of a base with two molecules of nitric acid.

dinitrated (di-ni'tra-ted). Compounded with or having two molecules of nitric acid, or of nitroxyl.

dinitrobenzene (di-ni"tro-ben'zēn). A poisonous substance, $C_6H_4(NO_2)_2$. Its fumes may cause breathlessness and final asphyxia

dinitrocellulose (di-ni"tro-sel'u-lōs). Same as *pyroxylin*.

dinitrocresol (di-ni"tro-kre'sol). A poisonous cresol compound, $CH_3.C_6H_2(NO_2)_2OH$. Also known as *saffron substitute*.

dinitrophenol (di-ni-tro-fe'nol). Any one of six isomeric compounds, $C_6H_3(OH)(NO_2)_2$: used in making dyes.

dinitroresorcin (di-ni"tro-re-sor'sin). A green coal-tar derivative, $C_6H_2(NO_2)_2(OH)_2$, used in preparing degenerated nerve tissue for study.

dinner pad. See under *pad*.

dinomania (din-o-ma'ne-ah) [Gr. *δῖνος* whirling + *μανία* madness]. Dancing mania; epidemic chorea.

dinormocytosis (di-nor"mo-si-to'sis) [L. *di-* two + *nor'ma* rule + Gr. *κύτος* cell]. See *isonormocytosis*.

D. in p. æq. Abbreviation for L. *divi'de in par'tes æqua'les*, divide into equal parts.

dinucleotid (di-nu'kle-o-tid). One of the two cleavage products into which a tetranucleotid (nucleic acid) is split. A dinucleotid itself may be split into two mononucleotids.

diocain (di'o-kān). An allyl derivative of holocain; used principally in 1 per cent. solution as a local anesthetic in ophthalmology.

Di'ocles Carys'tius. An eminent Greek physician of the fourth century B. C. He belonged to the sect of the dogmatics, and wrote several works, some fragments of which are extant.

Dioctophy'me rena'le. Large nematode worms up to 3 feet long sometimes found in the pelvis of the kidney or in the abdominal cavity in man and also in dogs. Probably contracted from eating fish.

dicecious (di-e'shus) [Gr *δι-* two + *οἶκος* house]. Sexually distinct; having the two sexes in separate individuals.

dicesophagus (di-e-sof'ag-us). See *diesophagus*.

dicestrum (di-e'strum) [Gr. *δι-* two + *οἶστρος* stimulus]. A short interval between two periods of sexual desire in animals.

dioform (di'o-form). Acetylene dichlorid, $C_2H_2Cl_2$: used by inhalation to produce narcosis.

diogenal (di-oj'en-al). A white, crystalline powder, dibrom-propyl-diethyl-barbituric acid· used as a somnifacient and nerve sedative in doses of 10–30 gr. (0.6–2 gm.).

diogenism (di-oj'en-izm) [from *Diogenes*, the Greek philosopher, noted for his contempt of the common aims and conditions of life] An effort or tendency to get rid of the refinements of civilization and to lead a life closer to nature

diomorphin (di-o-mor'fin). An aqueous solution of dionin and morphin.

dionin (di'o-nin). A white, bitter, crystalline compound, $\begin{matrix}C_2H_5O\\HO\end{matrix}>C_{17}H_{17}NO.HCl + H_2O$, or ethylmorphin hydrochlorid It is analgesic, antispasmodic, and sedative used in asthma, bronchitis, emphysema, phthisis, and morphinism Dose, ¼–½ gr. (0.016–0.032 gm.).

diopsimeter (di-op-sim'e-ter) [Gr. *δίοψις* vision + *μέτρον* measure]. A device for measuring the field of vision.

diopter, dioptre, dioptric, dioptry (di-op'ter, di-op'trik, di-op'tre) [Gr. *διόψεσθαι* to see through]. The refractive power of a lens with a focal distance of one meter· assumed as a unit of measurement for refractive power (Monoyer, Donders). **prism-d.**, a unit of prismatic deviation; deflection of one centimeter at a distance of one meter.

dioptometer (di-op-tom'e-ter) [*dioptric* + Gr. *μέτρον* measure]. An instrument for use in testing ocular refraction.

dioptometry (di-op-tom'et-re). The measurement of refraction and accommodation of the eye

dioptoscopy (di-op-tos'ko-pe) [*dioptric* + Gr. *σκοπεῖν* to see]. Measurement of ocular refraction by means of the ophthalmoscope.

dioptric (di-op'trik) [Gr. *διά* through + *ὄψεσθαι* to see]. Pertaining to refraction or to transmitted and refracted light, refracting.

dioptrics (di-op'triks)[Gr. *διόψεσθαι* to see through]. The science of refracted light.

dioptrometer (di-op-trom'et-er). Dioptometer.

dioptrometry (di-op-trom'et-re). Dioptometry.

dioptroscopy (di-op-tros'ko-pe). Dioptoscopy.

dioptry (di'op-tre). See *diopter*.

dioradine (di-or'ad-in). A proprietary radioactive preparation of menthol, iodin, and radium barium chlorid: used in tuberculosis.

diosal (di'o-sal). Sodium di-iodosalicylate recommended as a germicide for local and intravenous use.

Dioscorea villosa (di"os-ko-re'ah vil-o'sah) Wild yam, a twining herb of the United States. Its root is diaphoretic and emetic. Dose of decoction, 4–8 fl.oz. (118.4–236 c.c.); of fluidextract, 10 min.–1 fl.oz. (0.62–30 c.c.).

dioscorein (di-os-ko're-in). A resinous, dry concentration prepared from *Dioscore'a villo'sa*: diaphoretic, antispasmodic, and expectorant. Dose, 1–4 gr. (0.066–0.259 gm.).

dioscorin (di-os'ko-rin). A greenish, crystalline alkaloid, $C_{13}H_{19}O_2N$, from *Dioscorea*. It has a poisonous action on the central nervous system.

diose (di'ōs). Glycollic aldehyd, $CH_2OH—COH$, the simplest sugar.

diosmal (di-os'mal). A proprietary preparation of buchu leaves: used in genito-urinary affections. Dose, 2 gr. (0.13 gm.).

diosphenol (di-os-fe'nol). Barosma camphor, $C_{10}H_{16}O_2$, with a peppermint odor. It separates from the volatile oil of Buchu on cooling.

dioviburnia (di-o-vi-ber'ne-ah). A proprietary uterine tonic, antispasmodic, alterative, and anodyne.

dioxid (di-oks'id) [Gr. *δίς* twice + *ὀξύς* sharp]. A molecule having two atoms of oxygen.

dioxogen (di-oks'o-jen). A proprietary solution of hydrogen dioxid.

dioxyacetone (di-oks-e-as'et-ōn). A compound, $HOCH_2.CO.CH_2OH$, one of the constituents of glycerose, the ketotriose. It is formed by the oxidation of glycerin with nitric acid. It has been used in the treatment of diabetes.

dioxydiaminoarsenobenzol (di-oks-e-di-am''in-o-ar''sen-o-ben'zol). See *arsphenamin*.

dioxyfluoran (di-ok-se-flu'o-ran). See *fluorescein*.

dioxynaphthalene (di-oks-e''naf'thal-ēn). A poisonous compound, $C_{16}H_6(OH)_2$, said to build up the strength of asthenic patients. Dose, 3 gr. (0.194 gm.) per day.

dioxy-naphthyl-methane (di-ok-se-naf-thil-meth'ān). A germicide, $(C_{10}H_7O)_2.CH_2$: used chiefly in veterinary practice.

dioxytoluene (di''ŏks-e-tol'u-ēn). Same as *orcin*.

dip (dip). The angle which a magnet freely suspended makes with a horizontal plane.

dipentene (di-pen'tēn). A terpene, $C_{10}H_{16}$, found in many volatile oils.

dipeptid (di-pep'tid). A product formed by the union of two amino-acids.

diphasic (di-fa'zik) [Gr. *δίς* two + *φάσις* phase]. Occurring in two phases or stages.

diphenyl (di-fe'nil). A colorless compound, C_6H_5-C_6H_5, found in coal-tar.

diphenylamin (di-fen-il-am'in). A compound, phenyl-anilin, $(C_6H_5)_2NH$: used as a test for nitric acid and chlorin.

diphenylamino-azo-benzene (di-fen-il-am''in-o-a''zo-ben'zēn). An indicator with a PH range of 1.2–2.1.

diphenylchlorarsin (di-fen-il-klor-ar'sin). Sneezing gas, $(C_6H_5)_2AsCl$, a toxic smoke, used in the Great War, causing sneezing, coughing, headache, salivation, and vomiting.

diphenyl-cyanarsin (di-fen''il-si-an-ar'sin). A lethal war gas, $(C_6H_5)_2$ AsCN.

diphenylmethane (di-fe''nil-meth'ān). A crystalline analgesic and antipyretic, $(C_6H_5)_2CH_2$. Dose, 8 gr. (0.5 gm.).

diphenylurea (di-fen-il-u-re'ah). A mildly sedative and narcotic compound resembling phenylurea.

diphonia (di-fo'ne-ah) [Gr. *δι-* two + *φωνή* voice]. A condition in which two different tones are produced in speaking; double voice.

diphosgene (di-fos'jēn). Trichlormethyl chloroformate, superpalite; a gas used in the Great War. It is the most intense lung irritant known, producing pulmonary edema.

diphtheria (dif-the're-ah) [Gr. *διφθέρα* membrane]. An acute infectious disease due to the presence of the Klebs-Löffler bacillus, *Corynebacterium diphtheriæ*, and characterized by patches of false membrane, formed chiefly on the mucous membranes. The disease is attended with swelling of the larynx and pharynx, and consequent dyspnea, aphonia, and dysphagia. The general symptoms are fever, heart-weakness, anemia, and great prostration. Diphtheria continues from a few days to one or two weeks, frequently ending fatally. It is extremely contagious, and is apt to spread from one part of the body to another. **avian d.** See *roup*. **Brétonneau's d.**, true diphtheria of the pharynx. **circumscribed d.**, a form in which a circumscribed slough appears on one tonsil: it is often fatal. **cutaneous d.**, a form which attacks cutaneous abrasions. **false d.**, diphtheroid (2d def.). **gangrenous d.**, diphtheria attended with gangrene of the skin or mucous membrane or both. **laryngeal d.** Same as *membranous croup*. **latent d.**, diphtheric infection without membranous exudation. **malignant d.**, a form beginning with rigors and vomiting and marked with typhoid symptoms; often fatal. **nasal d.**, diphtheria in which the membrane extends into the nasal passages. **non-membranous d.** Same as *loffleria*. **pharyngeal d.**, that which is especially manifested on the mucous membrane of the pharynx. **scarlatinal d.**, a sort of membranous tonsillitis occurring in scarlet fever, and caused by streptococci. **septic d.**, diphtheria rendered especially severe by secondary infection with pyogenic cocci. **surgical d.**, **wound d.**, the formation of false membrane on the surface of a wound.

diphtherial (dif-the're-al). Pertaining to diphtheria.

diphtheriaphor (dif-the're-af-or). A diphtheria carrier.

diphtheric, diphtheritic (dif-ther'ik, dif-the-rit'-ik). Pertaining to diphtheria.

diphthericide (dif-ther'is-id). A proprietary mixture of thymol, sodium benzoate, saccharin, etc.: used in pastils for diphtheria.

diphtherin (dif'the-rin). 1. The poison developed and evolved by the *Corynebacterium diphtheriæ*. 2. A polyvalent diphtheric antigen for use in anaphylactic skin test.

diphtheriolysin (dif-the-re-ol'is-in). A lysin having a specific affinity for diphtheria bacillus.

diphtheritis (dif-the-ri'tis). Bretonneau's name for diphtheria.

diphtheroid (dif'ther-oid). 1. Resembling diphtheria. 2. A disease resembling diphtheria, but not due to Löffler's bacillus. 3. A micro-organism closely resembling the diphtheria bacillus in morphology, but not producing toxin.

diphtherotoxin (dif''the-ro-toks'in). A toxalbumin from cultures of diphtheria bacillus.

diphthongia (dif-thon'je-ah) [Gr. *δίς* double + *φθόγγος* voice]. The production of double vocal sounds.

Diphylloboth'rium la'tum. Same as *Dibothriocephalus latus*.

diphyodont (dif'e-o-dont) [Gr. *δι-* two + *φύειν* to produce + *ὀδούς* tooth]. Having two sets of teeth.

Diplacan'thus na'nus. Same as *Hymenolepis nana*.

diplacusis (dip-lak-u'sis) [Gr. *διπλόος* double + *ἄκουσις* hearing]. 1. The hearing of one sound as two. 2. The difference between the apparent pitch of the same sound as heard by the two ears. **d. binaura'lis dysharmon'ica**, a condition in which the same sound has a different pitch when heard by one ear than by the other. **d. binaura'lis echot'ica**, a condition in which a sound is heard later and weaker by one ear than by the other. **d. monaura'lis**, the condition in which a sound is heard as two sounds by one ear, the other being closed.

diplasmatic (di-plaz-mat'ik) [Gr. *δι-* two + *πλάσμα* something formed]. Containing substances besides protoplasm: said of cells.

diplegia (di-ple'je-ah) [Gr. *δίς* twice + *πληγή* stroke]. Paralysis affecting like parts on either side of the body; bilateral paralysis. **facial d.**, facial paralysis affecting both sides of the face. **infantile d.**, birth palsy. See *palsy*. **masticatory d.**, paralysis of all the muscles which take part in mastication. **spastic d.**, Little's disease.

diplo-albuminuria (dip''lo-al-bu-min-u're-ah) [Gr. *διπλόος* double + *albuminuria*]. The presence of both physiologic and pathologic albuminuria.

diplobacillus (dip-lo-bas-il'us) [Gr. διπλόος double + *bacillus*]. A bacillus in which the cells occur in pairs.

diplobacterium (dip"lo-bak-te're-um) [Gr. διπλόος double + *bacterium*]. A bacterial form made up of two distinct cylinders linked together.

diploblastic (dip-lo-blas'tik) [Gr. διπλόος double + βλαστός germ]. Made up of two germ-layers

diplocardia (dip-lo-kar'de-ah) [Gr. διπλόος double + καρδία heart]. A condition in which the right and left heart are somewhat separated by a fissure.

diplocephalus (dip-lo-sef'al-us) [Gr. διπλόος double + κεφαλή head] A double-headed monster.

diplocephaly (dip-lo-sef'al-e) [see *diplocephalus*]. The condition of having two heads.

diplococcal (dip-lo-kok'al). Pertaining to or caused by diplococci.

diplococcemia (dip-lo-kok-se'me-ah) [L. *diplococcus* + Gr. αἷμα blood]. The presence of diplococci in the blood.

diplococcoid (dip-lo-kok'oid). 1. Resembling diplococci. 2. An organism that resembles a diplococcus.

Diplococcus (dip-lo-kok'us) [Gr. διπλόος double + κοκκός berry]. A genus of bacterial organisms. They are Gram-positive, somewhat elongated or lance-shaped cells growing mostly in pairs or in short chains. They are capsulated and quite strictly parasitic. **D. al'bicans tar'dus, D. cit'reus liquefa'ciens,** forms found in the excretion of seborrhea. **d. of Class,** the *D. scarlatinæ*. **Connellan-King d.,** a diplococcus from the tonsillar crypts in case of tonsillitis with symptoms of general infection. **D. cory'zæ,** seen in certain nasal fluids. **D. cras'sus,** a Gram-positive organism occurring in association with meningococcus in cerebrospinal fever. Called also *Jager's meningococcus*. **D. exanthemat'icus,** an organism found in cases of typhus fever and in their lice. It is considered by some to be the cause of this disease. **D. fluores'cens fœ'tidus** has been obtained from the nasopharynx; another species occurs in the vesicles of pemphigus **Foa's d.,** a capsulated diplococcus resembling Frankel's pneumococcus, found in the lung tissue in pneumonia **Ford-Robertson d.,** a diplococcus formerly believed to be the causative agent in general paresis. **Geirsvold's d.,** a Gram-positive coccus, found in many specimens of spinal fluid during life and in the organs of several patients after death in cases of acute anterior poliomyelitis. **D. gonorrhœ'æ.** Same as *Neisseria gonorrhœ'æ*. **d. of horse pneumonia,** a pathogenic species from the lungs of horses with pneumonia **D. intracellula'ris, D. intracellula'ris meningit'idis.** See *Neisseria meningitidis* **Jaeger's d.,** the *D. intracellularis*. **D. lac'teus favifor'mis,** a saprophytic species from the normal vagina. **D. lanceola'tus.** See *D pneumoniæ*. **D. lu'teus,** a species found in water, appearing as motile cocci in pairs or chains it produces a yellow pigment. **d. of Morax and Axenfeld.** See *Hemophilus of Morax-Axenfeld*. **D. muco'sus,** a Gram-negative diplococcus resembling Diplococcus intracellularis meningitidis, except that it grows at room temperature, has a capsule, and the colonies are mucoid and resemble those of *Bacillus capsulatus mucosus*. **d. of mumps,** a pathogenic species discovered by von Leyden in the parotid secretion in mumps. **d. of Neisser.** See *Neisseria gonorrhœæ*. **D. orchit'idis,** a pathogenic species found in orchitis. **d. of pemphigus acutus,** a pathogenic species from vesicles of pemphigus. **d. of pertussis,** a species found by Ritter in the sputum of whooping-cough; pathogenicity not determined. **D. pneumo'niæ,** a pathogenic species from the sputum of pneumonia and the exudate of cerebrospinal meningitis; also from empyema and sputum septicemia; in non-motile, oval, doubled cells or rods, often in short chains. It is the organism most often causing lobar pneumonia They have been divided into four groups on the basis of immunity reactions and called Types I, II, III, and IV. Called also *Frankel's pneumococcus, pneumococcus, Diplococcus lanceolatus, Micrococcus lanceolatus, Micrococcus pneumoniæ*, and *Streptococcus pneumoniæ* See *pneumococcus* **D. pyo'genes ure'æ,** a large-sized species found in purulent urine **D. rheumat'icus,** a species isolated from cases of acute rheumatism and thought to be pathogenic for that disease. **D. ro'seus.** See *Neisseria rosea*. **D. scarlati'næ,** a species from the throat secretions in scarlatina, believed to be the cause of that disease. **Weichselbaum's d.,** the *D. intracellula'ris meningit'idis*.

diplocoria (dip-lo-ko're-ah) [Gr. διπλόος double + κόρη pupil] Double pupil.

Diplodia (dip-lo'de-ah). A genus of fungi producing the dry-rot or corn-stalk disease of corn. It is thought that it may be concerned in the causation of pellagra.

diploë (dip'lo-e) [Gr. διπλόη fold]. The loose osseous tissue between the two tables of the cranial bones.

Diplogaster (dip'lo-gas-ter) [Gr διπλόος double + γαστῆρ stomach]. A genus of free living coprozoic nematodes which may lead to confusion in examining feces for hookworm and Strongyloides infections.

diplogenesis (dip-lo-jen'es-is) [Gr. διπλόος double + γένεσις production]. The production of a double monster.

Diplogonop'orus gran'dis. A tapeworm which is a common parasite in whales and has been found twice in man in Japan

diplogram (dip'lo-gram) [Gr. διπλόος double + γράμμα letter]. An x-ray plate containing two exposures.

diploic, diploëtic (dip-lo'ik, dip-lo-et'ik). Of or pertaining to the diploe.

diploid (dip'loid). The number of chromosomes in the somatic cells of any species.

diplokaryon (dip lo-kar'e-on) [Gr. διπλόος double + κάρυον nucleus]. A nucleus which has twice the diploid number of chromosomes.

diplomellituria (dip"lo-mel-it-u're-ah) Contemporaneous or alternate occurrence of diabetic and non-diabetic glycosuria in the same individual.

diplomyelia (dip"lo-mi-e'le-ah) [Gr. διπλόος double + μυελός marrow]. Lengthwise fissure and seeming doubleness of spinal cord.

diplonema (dip-lo-ne'mah) [Gr διπλόος double + νῆμα thread]. A stage of miosis in which the pachytene threads are double.

diploneural (dip-lo-nu'ral) [Gr. διπλόος double + νεῦρον nerve]. Having a double nerve-supply.

diplophase (dip'lo-fāz). That phase in the life-history in which the nuclei are diploid

diplophonia (dip-lo-fo'ne-ah) [Gr διπλόος double + φωνή voice] Same as *diphthongia*.

diplopia, diplopy (dip-lo'pe-ah, dip'lo-pe) [Gr. διπλόος double + ὄψις vision]. The seeing of single objects as double or two. **binocular d.,** diplopia due to a derangement of the muscular coordination of the eyes. **crossed d., heteronymous d.,** occurs as a result of diverging strabismus. **direct d., homonymous d.,** a form which occurs in cross-eye **monocular d.,** affects only one eye, and may be due to double pupil, an early stage of cataract, or to some neurosis. **simple d.,** homonymous diplopia. **vertical d.,** diplopia in which one image is seen above the other.

diplopiometer (dip"lo-pe-om'e-ter) [*diplopia* + Gr. μέτρον measure]. An instrument for measuring diplopia.

diplosal (dip'lo-sal). Salicylosalicylic acid, $OH.C_6H_4.CO_2.CfH_4.CO_2H$· used like sodium salicylate in

rheumatism, sciatica, neuralgia, pleurisy, neuritis, and cystitis. Dose, 5–15 gr (0.3–1 gm.) three times a day.

diploscope (dip'lo-skōp) [Gr. *διπλόος* double + *σκοπεῖν* to examine]. An apparatus for the study of binocular vision.

diplosomatia, diplosomia (dip''lo-so-ma'she-ah, dip-lo-so'me-ah) [Gr. *διπλόος* double + *σῶμα* body]. A condition in which complete twins are joined at some part of their bodies.

diplosome (dip'lo-sōm) [Gr. *διπλόος* double + *σῶμα* body]. 1. An allosome which is divided in mitosis. 2. A double centrosome.

diplostreptococcus (dip''lo-strep-to-kok'us). A streptococcus in which the chains occur in pairs.

diploteratology (dip''lo-ter-at-ol'o-je) [Gr *διπλόος* double + *teratology*] The sum of what is known regarding joined twin monstrosities.

Diplozoa (dip-lo-zo'ah) [Gr *διπλόος* double + *ζῷον* animal] A suborder of protozoa embracing the genus *Giardia*.

Dippel's animal oil (dip'elz) [Johann Konrad *Dippel*, German physician and alchemist, 1673–1734]. See under *oil*

dipping (dip'ing). Palpation of the liver by sudden and forcible pressure.

dipropaesin (di-pro-pa-e'sin) A white powder, a carbonic acid ester of propäsin, $CO(NH\,C_6H_4\text{-}CO\,O\,C_3H_7)_2$ It is transposed into propasin in the alkaline fluids of the body and then exerts its anesthetic properties Used internally in gastric ulcer and painful gastro-intestinal disorders.

diprosopus (di-pros-o'pus) [Gr. *δίς* twice + *πρόσωπον* face]. A fetal monster with two faces.



Diprosopus (Gould and Pyle)

dipsesis (dip-se'sis) [Gr. *δίψα* thirst]. Morbid thirst.

dipsetic (dip-set'ik). Producing thirst.

dipsomania (dip-so-ma'ne-ah) [Gr *δίψα* thirst + *μανία* madness] Uncontrollable desire for spirituous liquor

dipsopathy (dip-sop'ath-e) [Gr *δίψα* thirst + *πάθος* disease] The nervous condition characterized by dipsomania.

dipsosis (dip-so'sis) [Gr. *δίψα* thirst]. Morbid thirst

dipsotherapy (dip-so-ther'ap-e) [Gr. *δίψα* thirst + *θεραπεία* treatment] Thirst-cure; treatment by strict limitation of the amount of water to be drunk

Diptera (dip'ter-ah) [Gr. *δίπτερος* two-winged]. An order of insects including the flies, gnats, and mosquitos

Dipterocarpus (dip''ter-o-kar'pus) [Gr. *δίπτερος* two-winged + *καρπός* fruit]. A genus of trees from southern Asia, affording gurjun balsam. See *gurjun balsam*, under *balsam*.

dipterous (dip'ter-us) [see *Diptera*]. Having two wings. See *Diptera*.

Dipteryx (dip'ter-ix). See *Tonka*.

dipygus (di-pi'gus) [Gr. *δίς* twice + *πυγή* rump] A monster-fetus with double pelvis. **d. parasit'icus.** Same as *gastrothoracopagus dipygus*.

Dipylid'ium cani'num. A common tapeworm of dogs and cats, the larval stage (Cryptocystis trichodectis) living in fleas (*Ctenocephalus canis*) and lice (*Trichodectes canis*) of dogs and cats, as well as in *Pulex irritans*, which thus act as vectors. It has been found in man.

diquinicin (di-kwin'is-in). An alkaloid, $C_{40}H_{46}O_3N_4$, from quinoidin.

diquinidin. An alkaloid, $C_{40}H_{46}O_3N_4$, from chinoidin.

direct (di-rekt') [L. *direc'tus*]. 1. Straight; in a straight line. 2. Performed immediately and without the intervention of subsidiary means.

director (di-rek'tor) [L *diri'gere* to direct]. Any thing or device which guides or directs. **grooved d.**, an instrument grooved to guide the knife in surgery.

directoscope (di-rek'to-skōp) An instrument for the direct examination of the larynx

dirigation (dir-ig-a'shun) [L *dis-* away + *riga're* to turn]. The power which certain people possess of confining the attention to some part of the body and thereby altering its blood-supply, temperature, and functional activity.

dirigomotor (dir''ig-o-mo'tor) [L. *diri'gere* to direct + *mo'tor* mover]. Controlling muscular activity.

Dirofilaria (di''ro-fil-a're-ah) A genus of Filaria with very long filiform bodies and a striated cuticle **D. immit'is** is found in the heart and veins of the dog, wolf, and fox in China and Japan. **D. magalhæ'si**, found in the heart of a child in Brazil

Dir. prop. Abbreviation for L. *directio'ne pro'pria*, with a proper direction.

dirt-eating. See *geophagism*.

dis- [L. *dis-* apart]. A prefix denoting reversal or separation.

disaccharid (di-sak'ar-id). See *disaccharose*.

disaccharose (di-sak'ar-ōs) A sugar containing twelve carbon atoms in the molecule, $C_{12}H_{22}O_{11}$. Cane-sugar and milk-sugar are examples So called because it contains two (hypothetic) saccharid groups.

disacidify (dis-as-id'if-i). To remove an acid from, or to neutralize an acid in, a mixture.

disaggregation (dis''ag-re-ga'shun). Failure of the hysteric mind to connect new sensations with each other and to bring them into relation with the eye, it often results in double consciousness

disaloin (dis-al'o-in). A form of colloidal chloroform in egg-albumen

disamidize (dis-am'id-iz). Same as *deamidize*.

disarticulation (dis''ar-tik-u-la'shun) [L. *dis-* apart + *articu'lus* joint]. Amputation or separation at a joint.

disassimilation (dis''as-im-il-a'shun) [*dis-* + *assimilation*] The reverse of assimilation, the process by which a substance is changed into waste matter and cast out.

disazo-. A prefix indicating the possession of two azo groups

disc (disk). See *disk*.

discharge (dis-charj'). 1 A setting free, or liberation. 2 Matter or force set free. 3. An excretion or substance evacuated. **disruptive d.**, liberation of electricity attended with heat, light, and mechanic effects

discharger (dis-char'jer). An instrument for setting free electricity, as from a Leyden jar.

discharging (dis-char'jing) Giving vent, as to pus, etc.; flowing out, associated with the sudden exertion of energy.

dischromatopsy (dis-kro'mat-op-se). See *dyschromatopsia*.

dischronation (dis-kro-na'shun) [L. *dis* apart + Gr. *χρόνος* time]. A dislocation in the consciousness of time.

discission (di-sizh'un) [L. *discis'sio*; *dis-* apart + *scin'dere* to cut]. A cutting in twain, or division, as of a soft cataract **d. of cervix uteri**, excision of wedge-shaped pieces from each side of the cervix uteri for the relief of stenosis of the cervix. **d. of pleura**, cruciform sections into the pleura for empyema. **posterior d.**, incision of the capsule of a cataract from behind.

discitis (dis-ki'tis). Inflammation of a disk, particularly of an interarticular cartilage.

discoblastic (dis-ko-blas'tik) [Gr. *δίσκος* disk + *βλαστός* germ]. Undergoing a discoid vitelline segmentation.

discoid (dis'koid) [Gr. *δίσκος* disk + *εἶδος* form]. 1. Shaped like a disk. 2. A disk-like medicated tablet. 3. In dentistry, an excavator with a disk-like blade.

Discomyces (dis-ko-mi'sēz). The form of organism found in mycetoma in which the mycelium is not septate. See *Nocardia*. **D. asteroi'des**, this species has been found in mycetoma and in an abscess of the brain. **D. bo'vis**. See *Actinomyces bovis*. **D. brasilien'sis**, this species has been found in mycetoma of the leg **D. madu'ræ**, the species found in the pale variety of mycetoma.

discomycosis (dis''ko-mi-ko'sis). Infestation with *Discomyces*.

discoplacenta (dis''ko-plas-en'tah). A discoid placenta.

discoplasm (dis'ko-plazm). The structural part of a red blood-corpuscle.

discord (dis'kord) [L. *discord'ia*]. A simultaneous assemblage of two or more inharmonious sounds.

discoria (dis-ko're-ah). Deformity of the pupil; dyscoria.

discrete (dis-krēt') [L *discre'tus; discer'nere* to separate]. Made up of separated parts or characterized by lesions which do not become blended.

discus (dis'kus). Latin for *disk*. **d. articula'ris** [B N A], an interarticular fibrocartilage. **d. intervertebra'lis**, an intervertebral disk. **d. prolig'erus**, the granular zone which invests the ovum and is formed by certain cells of the membrana granulosa.

discussive (dis-kus'iv). Same as *discutient*.

discutient (dis-ku'shе-ent) [L *discu'tere* to dissipate] Scattering; causing a disappearance; also a remedy which so acts.

disdiaclast (dis-di'ak-last) [Gr. *δίς* twice + *διακλᾶν* to break through]. Any one of the doubly refracting elements of the contractile substance of muscle.

disease (diz-ēz) [Fr. *dés* neg. + *aise* ease]. In general, any departure from a state of health; an illness or a disease. More specifically a definite morbid process having a characteristic train of symptoms. It may affect the whole body or any of its parts, and its etiology, pathology, and prognosis may be known or unknown **Acosta's d.**, mountain sickness. **acute d.**, a disease characterized by a swift onset and short course. **Adams's d., Adams-Stokes d.**, Huchard's name for permanent bradycardia with attacks of syncope and epilepsy, due to arteriosclerosis of the basilar and vertebral arteries. **Addison's d.**, a disease characterized by a bronze-like pigmentation of the skin, severe prostration, and progressive anemia, low blood-pressure, diarrhea, and digestive disturbance; it is due to disease (hypofunction) of the suprarenal glands, and usually ends fatally. Called also *melasma suprarenale* and *bronzed skin*. **akamushi d.** See *tsutsugamushi d.* **Albers-Schönberg d.**, osteosclerosis fragilis. **Albert's d.**, achillobursitis. **Alibert's d.**, mycosis fungoides. **alkali d.**, a name formerly given to the disease now known as *tularemia*. **Alzheimer's d.**, a presenile condition marked clinically by the symptoms of progressive mental weakness and characterized pathologically by the presence of miliary plaques in the brain. **Anders's d.**, adiposis tuberosa simplex. **angiospasmodic d.**, a disease marked by spasms of the various vessels of the body. **anserine d.**, a disease marked by emaciation of the extremities, causing the hands and feet to resemble a goose's feet. **Aran-Duchenne d.**, progressive muscular atrophy beginning in the upper extremity. **association d.**, myoclonus and epilepsy existing together. **attic d.**, chronic suppurative inflammation of the attic. **Aufrecht's d.**, parenchymatous alterations in the liver and kidney in infectious jaundice. **Aujeszky's d.**, pseudohydrophobia; an infectious bulbar paralysis observed in Hungary and Brazil, where it is called the "scratching pest" (*peste de cocar*) **Australian X d.**, an epidemic disease observed in Australia in 1917–18 which greatly resembles poliomyelitis clinically and histologically, but which is transmissible to monkeys, sheep, horses, and calves. **aviators' d.**, a condition seen in aviators, marked by vasomotor disturbance, hypertension, headache, and drowsiness **Ayerza's d.**, a form of erythremia marked by chronic cyanosis, chronic dyspnea, enlargement of the liver and spleen, hyperplasia of bone-marrow, and associated with sclerosis of the pulmonary artery **bad d.**, syphilis. **Baelz's d.**, a disease characterized by painless papules on the mucous membrane of the lips. **Balfour's d.**, chloroma or chlorosarcoma. **Ballet's d.**, ophthalmoplegia externa. **Ballingal's d.**, mycetoma. **Bamberger's d.** 1 Saltatory spasm. 2 Chronic polyserositis (1872). **Bamberger-Marie d.**, hypertrophic pulmonary osteo-arthropathy **Banti's d.**, a form of splenic anemia attended with cirrhosis of the liver, hypertrophy of the spleen, and ascites **Barcoo d.**, a disease occurring in the elevated parts of South Australia, marked by stomach disorder, bulimia, and an eruption which sometimes progresses to sloughing of the subcutaneous tissues. **Barlow's d.**, infantile scurvy. See *scurvy*. **barometer-makers' d.**, chronic mercurial poisoning in makers of barometers, due to the inhalation of the fumes of mercury. **Barraquer's d.**, lipodystrophia progressiva **Barthélemy's d.**, acne agminata. **Basedow's d.**, exophthalmic goiter. See *goiter*. **Bateman's d.**, molluscum contagiosum. **Bayle's d.**, progressive general paralysis of the insane. **Bazin's d.**, buccal psoriasis. **Beard's d.**, neurasthenia. **Beau's d.**, cardiac insufficiency. **Beauvais's d.**, chronic articular rheumatism **Bechterew's d.**, spondylitis deformans. **Begbie's d.** 1. Graves's disease. 2. Bergeron's disease. **Beigel's d.** 1. Hysteric chorea. 2. Trichorrhexis nodosa. **Bell's d.**, acute periencephalitis. **Bennett's d.**, leukemia **Benson's d.**, asteroid hyalitis **Bergeron's d.**, hysteric chorea. **Berlin's d.**, traumatic edema of the retina. **Bernhardt's d.**, meralgia paræsthetica in the leg **Beurmann's d.**, disseminated gummatous sporotrichosis **Biermer's d.**, pernicious anemia. **Billroth's d.** 1. Spurious meningocele 2 Malignant lymphoma. **bleeder's d.** Same as *hemophilia*. **Blocq's d.**, astasia-abasia. **blue d.**, cyanosis. **Boeck's d.**, a multiple benign sarcoid characterized by large nodules and reddish papules which disappear, leaving a discolored area. **Bonfils's d.**, Hodgkin's disease **Borna's d.**, a fatal enzootic encephalitis of horses caused by a filtrable virus. **Bouchard's d.**, dilatation of the stomach from inefficiency of the gastric muscles. **Bouillaud's d.**, endocarditis. **Bouveret's d.**, paroxysmal tachycardia **Bowen's d.**, a skin disease marked by the formation of a pinkish papule or tubercle covered by a thickened horn layer, and classed as a precancerous dermatosis. **Bozzolo's d.**, Kahler's disease. **Breda's d.**, yaws. **Breisky's d.**, kraurosis vulvæ. **Bretonneau's d.**, diphtheria of the pharynx. **bridegrooms' d.**, thrombosis of the pampiniform plexus from sexual excesses. **Bright's d.**, any one of a group of kidney diseases attended with albuminuria. See *nephritis*. **Brill's d.**, an acute infectious disease of unknown origin, with symptoms resembling those of a mild typhus infection. **Brinton's d.** See *linitis plastica*. **Brissaud's d.**, habit spasm. **Brocq's d.**, parakeratosis psoriasiformis. **Brodie's d.** 1. Chronic synovitis, especially of the knee, with a pulpy degeneration of the parts affected 2 Hys-

teric pseudofracture of the spine. **Brooke's d.** 1. Spiradenoma. 2. Psorospermosis. **Brown-Séquard d.**, a lesion of one lateral half of the spinal cord, causing paralysis of motion on one side and of sensation on the other. **Bruck's d.**, a condition marked by deformity of bones, multiple fractures, ankylosis of joints, and atrophy of muscles. **Bruhl's d.**, splenic anemia with fever. **Bruns's d.**, pneumopaludism. **Buerger's d.**, thrombo-angiitis obliterans. **buffalo d.** See *barbone*. **Buhl's d.** Same as *icterus neonatorum*. **Bury's d.**, erythema elevatum diutinum. **bush d.**, a disease of sheep and cattle in certain parts of New Zealand, marked by progressive anemia. Called also *lauranga*. **Busquet's d.**, exostoses on the dorsum of the foot due to osteoperiostitis of the metatarsal bones. **button d.**, a parasitic disease of young chickens in the tropics, marked by the formation of tubercles at the angles of the mouth. **caisson-d.**, divers' paralysis; tunnel disease, a condition frequently seen in those who have worked under high atmospheric pressure, as in caissons, diving-bells, etc., after they have returned to the ordinary atmosphere. The disease is attended with various paralytic and apoplectic symptoms—pain in the back, paraplegia, incoördination, incontinence of urine, etc. It is caused by the presence of bubbles of nitrogen gas (aeremia) in the blood and tissues. Under the increased atmospheric pressure additional amounts of nitrogen go into solution in the body; this is released as bubbles of gas when the pressure is reduced. The condition can be largely prevented by reducing the pressure to normal (decompression) very slowly, the time so required (five to thirty minutes) increasing with the amount of the pressure. It is treated by again placing the patient under pressure (recompression) and reducing the pressure more slowly. **California d.**, coccidioidal granuloma. See *granuloma*. **caloric d.**, any disease due to exposure to high temperature. **Calvé-Perthes d.**, a disease of the hip-joint in young children. Called also *osteochondritis deformans juvenalis coxæ* **carapato d.**, a disease of tropical Africa, believed to be caused by a protozoan blood parasite. **Carrion's d.**, Oroya fever. **Chabert's d.**, symptomatic anthrax. **Chagas's d.**, a form of trypanosomiasis found in man and in the armadillo (*Dasypus novemcinctus*) in the interior of Brazil. It is produced by *Trypanosoma* (*Schizotrypanum*) *cruzi* which is transmitted by the bedbug (*Cimex lectularius*), by a Brazilian bug (*Lamus* or *Triatoma* or *Conorhinus magistus*), by several other species of *Lamus* and of *Cimex*, and by the tick *Ornithodorus*. It runs an acute course in children and a chronic course in adults, but is regularly fatal. Called also *Brazilian trypanosomiasis*, *thyroiditis parasitaria*, and *carcotrypanosis*. **Chagas-Cruz d.** See *Chagas's d.* **Charcot's d.**, multiple cerebrospinal sclerosis with attendant joint inflammations. **Charcot's joint d.**, a disease of the joints occurring in diseases of the spinal cord and leading to a chronic synovitis affecting one or more joints, to brittleness of the bones, wasting of the articular extremities, and dislocation. **Cheadle's d.**, infantile scurvy. **Cherchewsky's d.**, ileus of nervous origin. **chignon d.** See *chignon fungus*, under *fungus*. **chronic d.**, one which is slow in its progress and of long continuance. **chylopoietic d.**, one which affects the digestive organs. **climatic d.**, any disease thought to be produced by a change of climate. **Coat's d.**, retinitis circinata. **comb d.**, a kind of favus affecting the combs of fowls, and caused by a fungus, *Lophophyton gallinarum*. Called also *whitecomb* and *lophophytosis*. **communicable d.**, a disease the causative agents of which may pass or be carried from one person to another directly or indirectly. **complicating d.**, **intercurrent d.**, one which occurs in the course of some other disease as a complication. **Concato's d.**, progressive malignant inflammation of the serous membranes, especially of the pleura **congenital d.**, a disease present at birth. **constitutional d.**, one which involves a system of organs or the whole body. **contagious d.**, a disease that is communicable by contact with an individual suffering from it or with some secretion of such an individual, or with an object touched by him. Cf. *infectious*. **Cooper's d.**, chronic cystic disease of the breast. **cornstalk d.**, a disease of cattle characterized by enteritis and septicemia, due to a bacillus, possibly the *Bacillus zeæ*. **Corrigan's d.**, aortic incompetency **Corvisart's d.**, chronic hypertrophic myocarditis. **Cotugno's d.**, sciatica. **Couton's d.**, tuberculous spondylosis **covering d.**, dourine **creeping d.** See *creeping eruption*, under *eruption*. **Cruveilhier's d.** 1 Progressive muscular atrophy. 2 Ulceration of the stomach due to excess of acids and local anemia. **Cruz-Chagas d.** Same as *Chagas's d.* **Curschmann's d.**, frosted liver. **cysticercus d.**, an affection due to the presence of the larval forms of the *Taenia solium* (the pork tapeworm). **DaCosta's d.**, retrocedent gout. **Dalrymple's d.**, cycloceratitis. **dancing d.**, tarantism. **Danielssen's d.**, anesthetic leprosy. **Darier's d.**, keratosis follicularis **David's d.** Same as *Pott's d.* **Débove's d.**, splenomegaly **de Bruns's d.** See *pneumopaludism*. **deer-fly d.** See *tularemia*. **deficiency d.**, any disease due to the lack of some element in the diet. The term includes beriberi, scurvy, pellagra, etc. Cf. *avitaminosis*. **Déjerine's d.**, hypertrophic interstitial neuritis in infants. **deprivation d.** See *deficiency d* **Dercum's d.**, adiposis dolorosa. **Desnos's d.**, splenopneumonia. **Devergie's d.** See *pityriasis rubra*. **Dieulafoy's d.**, exulceratio simplex of the stomach. **diffuse d.**, a disease involving several tracts of the spinal cord. **Ditmarsch d.**, a syphilitic disease of Ditmarsch (Holstein), probably imported by Norwegian laborers in 1785–1787. **Dressler's d.**, recurrent hemoglobinuria. **drug d.** 1 A morbid condition due to long-continued use of a drug. 2 In homeopathy, the group of symptoms seen after the administration of a drug for the purpose of proving. **Dubini's d.**, electric chorea. **Dubois's d.**, the development of multiple abscesses in the thymus gland in congenital syphilis. **Duchenne's d.** 1. See *Aran-Duchenne d.* 2 Bulbar paralysis. 3 Locomotor ataxia. **Duchenne-Aran d.**, progressing muscular atrophy beginning in the upper extremity **Duhring's d.** See *dermatitis multiformis*. **Dukes's d.** See *fourth d* **Dupre's d.**, a psychoneurosis in which the patient makes a conscious effort to control his emotions **Durozier's d.**, congenital mitral stenosis **Dutton's d.**, trypanosomiasis **dynamic d.** Same as *functional d.* **Eales's d.**, a condition marked by recurrent hemorrhages into the retina and vitreous. **Ebstein's d.**, hyaline degeneration and necrosis of the epithelial cells of the renal tubules seen in diabetes. **echinococcus d.** See *hydatid*. **Economo's d.**, encephalitis lethargica. **Edsall's d.**, heat-cramp See under *cramp* **Ehret's d.**, paralysis of the peronei muscles with contraction of their antagonists **Eichhorst's d.** See *neuritis fascians*. **Eichstedt's d.** See *linea versicolor*. **endemic d.**, one which occurs in some special locality year after year. **Engman's d.**, dermatitis infectiosa eczematodes. **enzoötic d.**, an endemic disease of animals. **epidemic d.**, a disease which affects a large number of people in some particular region within a short period of time **Epstein-Pil d.**, a relapsing type of pseudoleukemia **Erb's d.**, idiopathic muscular atrophy. See *atrophy*. **Erb-Charcot d.**, spasmodic locomotor ataxia. **Erb-Goldflam d.**, myasthenia gravis pseudoparalytica. **Erichsen's d.**, railway spine. **Eulenburg's d.**, congenita paramyotonia. **Fallot's d.** (1888), congenital cyanosis due to the following (1) Stenosis or obliteration of the pulmonary artery; (2) hypertrophy of the right ventricle; (3) dilatation and

deviation of the aorta to the right; (4) interventricular communication. **fatigue d.** 1. Febrile attack due to overexercise and the absorption of waste-products. 2. Occupation neurosis. **Fauchard's d.**, alveolodental periostitis. See *periostitis*. **Fede's d.**, sublingual fibroma. **Feer's d.**, a disorder characterized by cyanosis of the extremities, recurrent sweating, tremor, motor weakness, rapid pulse, and insomnia. **Fenwick's d.**, primary atrophy of the stomach. **Fiedler's d.** Same as *Weil's d.* **fifth d.** See *erythema infectiosum*. **Filatow-Dukes d.** Same as *fourth d.* **file-cutters' d.**, lead-poisoning from inhaling particles of lead which arise from the bed of lead used in file cutting. **filth d.**, one due to dirt and unclean habits **finger-and-toe d.**, a disease of cruciferous plants caused by *Plasmodiophora brassicæ*. Called also *stump root*. **fish-skin d.**, ichthyosis. **fish-slime d.**, septicemia following a punctured wound made by the spine of a fish. **Flajani's d.**, exophthalmic goiter. **flax-dressers' d.**, a kind of pneumonia seen in flax-dressers, and caused by inhaling particles of flax **flint d.** Same as *chalicosis* **focal d.**, one which is localized at one or more foci. **foot-and-mouth d.**, an acute febrile disease marked by the formation of an eruption of vesicles in the mucous membrane of the cheeks and the skin of the digits It is very contagious among ruminant animals and pigs, and is often transmitted from the animal to man and domestic animals, being caused by a filtrable virus. See *Loeffleria nevermanni*. Called also *epizootic stomatitis, epidemic stomatitis, aphthous fever*, and *epizootic aphthæ*. **Fordyce's d.**, a malady of the lips and oral mucous membrane, marked by the formation of yellowish, milium-like bodies. **Fothergill's d.** 1. Trifacial neuralgia 2. Scarlatina anginosa. **Fournier's d.**, fulminating gangrene of the genitals. **fourth d.**, an alleged exanthematous contagious disease resembling rubella, scarlatina, and measles It is marked by lamellar desquamation of the skin. Called also *Dukes's d.* **fourth venereal d.** See *specific ulcerative* and *gangrenous balanoposthitis*, under *balanoposthitis*. **Fox's d.** Same as *Fordyce's d* **Fox-Fordyce d.**, a papular itchy eruption, limited chiefly to the axillæ and the pubes, due probably to alteration of the seat-gland secretion. **Francis's d.**, tularemia. **Friedländer's d.**, obliterative arteritis. **Friedmann's d.**, relapsing infantile spastic spinal paralysis. **Friedreich's d.** See *paramyoclonus multiplex*. **frien d.** See *friente* **Frommel's d.**, a condition marked by prolonged lactation and atrophy of the uterus. **functional d.**, any disease without discoverable lesion **Fürstner's d.**, pseudospastic paralysis with tremor. **gambian horse d.**, a disease of horses in Senegambia caused by the *Trypanosoma dimorphon*. **gannister d.**, pneumonoconiosis due to the inhalation of dust by workers in gannister **Garrè's d.**, sclerotic non-suppurative osteomyelitis. **Gaucher's d.**, familial splenic anemia, a form of splenic anemia characterized by its frequent familial incidence and marked by the presence in the spleen of certain large cells with one or more nuclei and a glossy homogeneous cytoplasm (*Gaucher's cells*). **Gayet's d.**, a rare form of fatal lethargic sleep resembling nélavan. **Geisbock's d.**, polycythemia hypertonica **Gerhardt's d.**, erythromelalgia. **Gerlier's d.**, paralytic vertigo; a disease of the nerves and nerve-centers attacking farm-laborers and stablemen, and characterized by pain, paresis, vertigo, ptosis, and muscular contractions. **Gibert's d.**, pityriasis rosea **Gilles de la Tourette's d.**, motor incoördination with echolalia and coprolalia. **Giovannini's d.**, a rare nodular disease of the hair produced by a fungus. **Glénard's d.**, splanchnoptosis **Goldflam's d.**, myasthenia gravis pseudoparalytica. **Gourand's d.**, inguinal intestinal hernia. **Gowers's d.**, saltatory spasm. **Grancher's d.**, splenopneumonia **Graves's d.**, exophthal-

d. **Griesinger's d.**, anemia with dropsy, caused by *Ankylostomum duodenale* and general malnutrition. Called also *cachexia aquosa* **grinders' d.**, silicosis. **Gross's d.**, encysted rectum **Gruby's d.**, a form of tinea tonsurans seen in children, and due to the fungus *Trichophyton microsporon*. **Guinea-worm d.**, dracontiasis. **Guinon's d.** Same as *Gilles de la Tourette's d.* **Gull's d.**, myxedema of adults **Gull and Sutton's d.**, arteriosclerosis **Haff d.**, a condition which affects fishermen of the Koenigsberg Haff The men are suddenly seized with severe pain in the limbs, great weariness, and hematuria An attack passes off in a few days, but may recur. The disease is said to be the result of poisoning by arsin introduced into the Haff through the waste water of cellulose factories **Hallopeau's d.**, pustular dermatitis **Hall's d.**, spurious hydrocephalus. See *hydrocephalus* **Halstern's d.**, endemic syphilis **Hammond's d.**, athetosis **hand-and-foot d.**, a trophoneurotic affection characterized by ulceration of the hands and feet. **Hanot's d.**, biliary cirrhosis; hypertrophic cirrhosis of the liver with icterus See *cirrhosis*. **Harley's d.**, recurrent hemoglobinuria **Hayem's d.**, apoplectiform myelitis **heart-water d.** See *hemoglobinuria of sheep*. **Heberden's d.**, rheumatism of the smaller joints accompanied by nodosities. **Hebra's d.**, erythema multiforme **Heerfordt's d.** See *uveoparotid fever*, under *fever*. **Heine-Medin d.**, acute anterior poliomyelitis See under *poliomyelitis*. **hematopoietic d.**, disease affecting the blood making organs **hemorrhagic d.**, any one of a group of diseases marked by a tendency to hemorrhage from the membranes and into the tissues, and including purpura hæmorrhagica, hemophilia, and melena neonatorum **hemorrhagic d. of newborn**, a condition marked by spontaneous hemorrhage from the umbilicus or mucous membranes or into the skin sometimes occurring in the newborn. **Henoch's d.**, Henoch's purpura. See *purpura*. **hereditary d.**, one that is transmitted from parents to children **Heubner's d.**, syphilitic endarteritis of the cerebral vessels **Hippel's d.**, angioglomatosis of the retina **Hirschfeld's d.**, acute diabetes mellitus **Hirschsprung's d.**, congenital hypertrophic dilatation of the colon See *megacolon*. **Hodara's d.**, a kind of trichorrhexis nodosa seen in women in Constantinople. **Hodgkin's d.**, a disease marked by an infectious granulomatous condition (inflammatory enlargement) involving particularly the lymphadenoid tissues of the body, with the presence in the lymph-glands of fibroblasts, eosinophils, giant-cells, and frequently of an organism, *Corynebacterium granulomatis maligni*, which is possibly the causative agent of the disease. The glandular enlargement begins on one side of the neck and extends thence to the axillary, inguinal, mediastinal glands, and to the spleen. It is usually attended with a relapsing fever. Called also *infectious granuloma, malignant granuloma, malignant lymphoma, lymphomatosis granulomatosa, lymphadenoma, lymphogranulomatosis, granulomatosis maligna, lymphosarcoma, anemia lymphatica*, and *pseudoleukemia*. **Hodgson's d.**, an aneurysmal dilatation of the proximal part of the aorta, often accompanied by dilatation or hypertrophy of the heart. **Hoffa's d.**, traumatic proliferation of fatty tissue (solitary lipoma) in the knee-joint (Albert Hoffa, 1904) **hookworm d.** See *uncinariasis* and *ankylostomiasis*. **Huchard's d.**, continued arterial hypertension, thought to be a cause of arteriosclerosis. **Huguier's d.**, fibromyoma uteri. **Hunt's d.**, dyssynergia cerebralis myoclonica. **Huntington's d.** See *Huntington's chorea*, under *chorea* **Huppert's d.**, multiple myeloma. **Hutchinson's d.** Same as *Tay's choroiditis*, under *choroiditis*. **Hutinel's d.**, cardiotuberculous cirrhosis of the liver in childhood: marked by cirrhosis of the liver, ascites

tid d., a condition characterized by the presence of hydatid cysts. **Hyde's d.**, prurigo nodularis. **hydrocephaloid d.**, a condition resembling hydrocephalus, but marked by depression of the fontanels, due to diarrhea or some other wasting disease. **idiopathic d.**, one not consequent upon any other disease, nor upon any known lesion or injury. **infectious d.**, a disease due to an infection. See *infection*. **inherited d.**, a disease that came from one's ancestors. **insect-borne d's**, the principal ones are alkali disease dengue, encephalitis lethargica, filariasis, infantile paralysis, Japanese river fever, kala-azar, leishmaniasis, malaria, nagana, papataci fever, plague, relapsing fever, Rocky Mountain spotted fever, surra, Texas fever, trypanosomiasis, tularemia, typhus fever, and yellow fever. **insufficiency d.** Same as *deficiency d.* **intercurrent d.**, a disease occurring during the course of another disease with which it has no connection. **interstitial d.**, one in which the stroma of an organ is mainly affected. **Isambert's d.**, acute miliary tuberculosis of larynx and pharynx. **island d.**, Japanese river-fever. See under *fever*. **itch d.**, a form of dermatitis in horses due to the presence of *Fusa'rium equi'num* **Jacquet's d.**, reflex alopecia; alopecia connected with anomalies of the teeth. **Jaksch's d.** See *von Jaksch's d.* **Janet's d.**, psychasthenia. **Johne's d.**, chronic dysentery in cattle. **Jourdain's d.**, suppurative inflammation of the gums and alveolar processes of the jaw. **Kahler's d.** See *multiple myeloma*, under *myeloma*. **Kaposi's d.**, xeroderma pigmentosum. **Katayama d.**, a disease caused by *Schistosoma japonicum* and characterized by diarrhea and dysenteric symptoms, painful enlargement of the liver and spleen, with or without fever, anemia, and dropsy. **Kayser's d.**, a condition characterized by pigmentation of the body, greenish discoloration of the cornea, and intention tremor, and attended by diabetes, enlargement of the spleen, and hepatic cirrhosis. **kedani d.** See *tsutsugamushi d.* **Kienboch's d.**, chronic osteitis of the semilunar bone **Klippel's d.**, arthritic general pseudoparalysis **knife-grinders' d.**, chronic catarrhal bronchitis in knife-grinders **Köhler's bone d.** 1. A disease or malformation of the scaphoid bone of the foot in children, of obscure pathology, due to traumatism and developmental defect conditioned by traumatism The symptoms are: limping and pain on walking, usually tenderness over the scaphoid, and sometimes redness and swelling. Called also *tarsal scaphoiditis* and *os naviculare pedis retardatum* 2 A disease of the second metatarsal bone, with thickening of its shaft and changes about its articular head, characterized by pain in the second metatarsophalangeal joint on walking or standing. **Kölner's d.**, epidermolysis bullosa. **Korsakoff's d.**, a condition of impaired memory with a tendency to false reminiscence, combined with symptoms of multiple neuritis seen in alcoholics and some cases of gastro-intestinal disease. **Krishaber's d.**, a neuropathy affecting the nerves of sensation and the heart, and marked by tachycardia, vertigo, hyperesthesia, and sense illusions. **Kümmell's d.**, a complex of symptoms coming on in a few weeks after spinal injury, and consisting of pain in the spine, intercostal neuralgia, motor disturbances of the legs, and a gibbosity of the spine which is painful on pressure and easily reduced by extension; posttraumatic spondylitis. **Kussmaul's d.**, periarteritis nodosa. **Laënnec's d.**, alcoholic cirrhosis of the liver. **Lancereaux-Mathieu d.** Same as *Weil's d.* **Landry's d.**, acute ascending paralysis **Lane's d.**, chronic intestinal stasis. **Lasègue's d.**, mania of persecution. **Leber's d.**, hereditary optic atrophy; a congenital malformation of the optic nerve, with palsy and degeneration of the affected parts. **Legal's d.**, a disease affecting the pharyngotympanic region, and manifested by headache and local inflammatory changes. **Legg's d.**, osteochondritis deformans juvenalis. **Legg-Calvé d.**, **Legg-Calvé-Waldenström d.**, osteochondritis deformans juvenalis. **Leloir's d.**, lupus vulgaris erythematodes. **Leyden's d.**, a form of periodic vomiting described by von Leyden. **Lipschütz's d.**, ulcus vulvæ acutum. **Little's d.**, a general term for all forms of cerebral spastic diplegia **Lobstein's d.**, osteopsathyrosis. **local d.**, **topical d.**, one which originates in and remains confined to one part. **loco d.** See *locoism*. **Lorain's d.** See *ateliosis*. **Lucas-Championnière d.**, chronic pseudomembranous bronchitis **Mackenzie's d.** See *x-disease* **MacLean-Maxwell d.**, a chronic condition of the os calcis marked by enlargement of its posterior third and attended by pain on pressure. **Madelung's d.** 1. Congenital dislocation of the wrists 2. Symmetric lipomatosis on the neck, shoulders, and back. **Magitot's d.**, osteoperiostitis of the alveoli of the teeth **Mahler's d.**, perivaginitis simplex. **Majocchi's d.**, purpura annularis telangiectodes. **Malassez's d.**, cyst of the testicle **March's d.**, exophthalmic goiter. **Marfan's d.**, progressive spastic paraplegia in children with hereditary syphilis, due to a myelitis of the pyramidal tract **Marie's d.**, acromegaly. **Marie-Bamberger d.**, hypertrophic pulmonary osteo-arthropathy **Martin's d.**, periosteo-arthritis of the foot from excessive walking **massai d.**, a disease of East Africa, marked by fever, vomiting, and abdominal tenderness it is thought to be filarial in nature. **mastoid d.**, mastoiditis. **Mathieu's d.**, Weil's disease. **Mauriac's d.**, erythema nodosum syphiliticum. **Meige's d.** Same as *Milroy's d.* **Ménière's d.**, an inflammatory process and congestion of the semicircular canals, manifested by pallor, vertigo, and various aural and ocular disturbances Called also *aural vertigo* and *auditory vertigo*. **Meyer's d.**, adenoid vegetations of the pharynx. **miasmatic d.**, one due to malarial poisoning. **Mibelli's d.**, porokeratosis. **Mikulicz's d.**, chronic enlargement of the lacrimal and salivary glands, due to replacement of the glandular tissue by lymph-cells. Called also *achroacytosis*. **milk-borne d's**, the principal ones are Asiatic cholera, diphtheria, dysentery, food infections, foot-and-mouth disease, infantile diarrhea, Malta fever, scarlatina, septic sore throat, tuberculosis, and typhoid fever. **Mills's d.**, progressive ascending hemiplegia. **Milroy's d.**, a form of hereditary edema of the legs Called also *Meige's disease* **Mitchell's d.**, erythromelalgia. **mitral d.**, disease of the mitral valves. **Moeller-Barlow d.**, subperiosteal hematoma in rickets **Morand's d.**, paresis of the extremities. **Morel-Kraepelin d.**, dementia præcox. **Morton's d.**, metatarsalgia. **Morvan's d.**, syringomyelia **Moschcowitz's d.**, febrile pleiochromic anemia See under *anemia*. **mountain d.**, mountain sickness. **mule-spinners' d.**, warts or ulcers of the skin, especially of the scrotum, which tend to become malignant. They are so called because found chiefly among the operators of spinning mules in cotton mills **Münchmayer's d.**, a diffuse progressive ossifying poliomyelitis. **Myà's d.**, congenital dilatation of the colon. **nanukayami d.** See under *nanukayami* **naronian d.**, an endemic intermittent fever once prevalent at Narenta (Bosnia). **navicular d.**, necrotic inflammation of the navicular bone in horses, causing intermittent lameness. **Neftel's d.**, inability to sit, stand, or walk without discomfort and paresthesias of the back and head, all movements being easily executed in the recumbent position. **nervous d.**, any disease involving or affecting the nervous system **Neumann's d.**, pemphigus vegetans. **Niemann's d.**, a disease of infancy and childhood marked by anemia and a leukocytosis with relative increase in lymphocytes, enlarged spleen and liver. The enlarged spleen shows lipoid deposits. The disease runs a rapid

course ending in death within the first two years of life. **nodule d.**, a disease of sheep caused by a minute worm, *Œsophagos'toma columbia'num*, which infests the intestines, becoming embedded in the mucous membrane, where it forms small nodules. **Nordau's d.**, degeneracy. **nutritional d.**, disturbance of nutrition and function without visible lesion. **occupation d.**, one due to one's employment. **Ohara's d.**, a disease described by Ohara of Japan; probably identical with tularemia. **Ollier's d.**, achondroplasia. **Oppenheim's d.**, congenital myatonia. **organic d.**, one due to or accompanied by structural changes visible to the unaided eye **Osgood-Schlatter d.** Same as *Schlatter's d.* **Osler's d.**, chronic cyanosis with enlarged spleen and polycythemia. See *erythremia*. **Paget's d.** 1. Osteitis deformans. 2. An inflammatory affection of the areola and nipple, often becoming cancerous. **pandemic d.**, one which occurs over an entire country, or even more or less over the world. **parasitic d.**, one caused by vegetable or animal parasites. **parenchymatous d.**, one which attacks the parenchyma of an organ. **Parkinson's d.**, paralysis agitans. **paroxysmal d.**, one occurring in sudden seizures. **Parrot's d.**, syphilitic pseudoparalysis. **Parry's d.**, exophthalmic goiter. **Parson's d.**, exophthalmic goiter. **Pavy's d.**, recurrent albuminuria. **Paxton's d.**, tinea nodosa or trichorrhexis nodosa. **pearl-workers' d.**, recurrent inflammation of bone with hypertrophy, seen in persons who work in pearl-dust. **Pel-Ebstein d.**, lymphadenoma marked by periodical attacks of pyrexia **periodic d.**, a disease which recurs at regular intervals or at the same period in every year. **periodontal d.**, a disease or disorder of the tissues surrounding the root of a tooth. **Perthes's d.** See *osteochondritis deformans juvenalis*. **Pfeiffer's d.**, glandular fever. **Phoca's d.** Same as *Tillaux's d.* **Pick's d.**, Pick's sundrome. See *syndrome*. **pink d.** See *erythredema*. **Pinkus's d.**, lichen nitidus **Pinta d.** See *pinta*. **plaster-of-Paris d.**, atrophy of a limb which has been enclosed in a plaster-of-Paris splint. **Plummer's d.**, the development of toxicity (hyperthyroidism) in simple adenoma of the thyroid. **policeman's d.**, tarsalgia. **Poncet's d.**, tuberculous rheumatism. **porcupine d.**, ichthyosis. **Potain's d.**, pulmonary and pleural edema. **Pott's d.**, osteitis or caries of the vertebræ, usually of tuberculous origin it is marked by stiffness of the vertebral column, pain on motion, tenderness on pressure, prominence of certain of the vertebral spines, and occasionally abdominal pain, abscess formation, and paralysis. **Poulet's d.**, rheumatic osteoperiostitis. **Profichet's d.** See *Profichet's syndrome*, under *syndrome*. **Purtscher's d.**, traumatic angiopathy in the retina with lymphorrhagia. **pyramidal d.** See *buttress foot*, under *foot*. **Quincke's d.**, giant urticaria; urticaria œdematosa. **Quinquaud's d.**, a purulent folliculitis of the scalp, causing irregular bald patches; called also *acne decalvans*. **rag-sorters' d.** 1. See *anthrax*. 2. A febrile disease with cough and headache, seen in rag-sorters, and due probably to a bacillus. **Rayer's d.**, xanthoma. **Raynaud's d.** 1. A vasomotor neurosis in children and young adults, marked by attacks of cold or emotional excitement (*local syncope*), and in the severer cases by capillary congestion and livid swelling (*local asphyxia*), which may eventually result in gangrene (*Raymond's gangrene, symmetric gangrene*). 2. Paralysis of the throat muscles following parotiditis. **Recklinghausen's d.** 1. Multiple neurofibromata. 2. Osteitis fibrosa osteoplastica. 3. Neoplastic arthritis deformans. **Reclus's d.** 1. A painless cystic enlargement of the mammæ, marked by multiple dilatations of the acini and ducts. 2. See *ligneous phlegmon*, under *phlegmon*. **Reichmann's d.**, continuous secretion of gastric juice; gastrosuccorrhea. **Reiter's d.**, a remittent fever of the tropics of unknown causation, marked by pains in the muscles and joints, nephritis, jaundice, conjunctivitis, iritis, and cystitis. **respiratory d.**, one which affects the respiration. **Riedel's d.**, ligneous thyroiditis. **Riga's d.**, cachectic aphthæ. **Riggs's d.**, alveolar pyorrhea. **Ritter's d.**, dermatitis exfoliativa infantum. **Rivalta's d.**, actinomycosis. **Robinson's d.**, hydrocystoma. **Roger's d.**, the presence of an abnormal congenital communication between the ventricles of the heart. **Rokitansky's d.**, acute yellow atrophy of the liver. **Romberg's d.**, facial hemiatrophy. **Rosenbach's d.** Same as *Heberden's nodes*, under *node*. **Rossbach's d.**, hyperchlorhydria. **Roth's d.**, meralgia paræsthetica. **Roth-Bernhardt d.**, meralgia paræsthetica. **Rummo's d.**, downward displacement of the heart. **Rust's d.**, tuberculous spondylitis of the cervical vertebræ. **Sachs's d.**, amaurotic family idiocy. **sacro-iliac d.**, chronic tuberculous inflammation of the sacro-iliac joint. **St. Agatha's d.**, mammitis. **St. Aignon's d.**, tinea favosa. **St. Anthony's d.** 1. Chorea. 2. Epidemic gangrene. **St. Apollonia's d.**, toothache. **St. Avertin's d.**, epilepsy. **St. Avidus's d.**, deafness. **St. Blasius's d.**, quinsy. **St. Clair's d.** See *ophthalmia*. **St. Dymphna's d.**, insanity. **St. Erasmus's d.**, colic **St. Fiacre's d.**, hemorrhoids. **St. Francis's d.**, erysipelas. **St. Gervasius's d.**, rheumatism. **St. Gete's d.**, carcinoma. **St. Giles's d.** 1. Leprosy. 2. Carcinoma. **St. Gothard's tunnel d.**, ankylostomiasis **St. Hubert's d.**, hydrophobia. **St. Job's d.**, syphilis. **St. Main's d.**, scabies. **St. Mathurin's d.**, idiocy. **St. Modestus's d.**, chorea. **St. Roch's d.**, plague. **St. Sement's d.**, syphilis. **St. Valentine's d.**, epilepsy. **St. Zachary's d.**, dumbness. **San Joaquin Valley d.**, coccidioidal granuloma. **sandworm d.**, a skin disease of Australia characterized by an area of erythema on the inner side of the sole, which spreads in spiral lines. **sartian d.**, a facial skin disease endemic in Asiatic Russia· probably furunculus orientalis. **Saunders's d.**, a dangerous condition seen in infants having digestive disturbances to whom is given a large percentage of carbohydrates. It is marked by vomiting, cerebral symptoms, and depression of circulation. **Savill's d.**, epidemic eczema. **Schamberg's d.**, a peculiar progressive pigmentary skin eruption of inflammatory character. **Schenck's d.**, sporotrichosis. **Schilder's d.** See *encephalitis periaxialis*. **Schimmelbusch's d.**, cystic degeneration of the breast with adhesion of the ovary or tube to the cecum, which is distended with feces. **Schlatter's d.**, avulsion of the tongue-shaped projection of the tubercle of the tibia. **Schlatter-Osgood d.**, Schlatter's disease. **Schönlein's d.**, purpura rheumatica. **Schwediauer's d.**, achillobursitis. **scythian d.**, atrophy of the penis and testicles from sexual perversion. **senecio d.**, cirrhosis of the liver due to senecio poisoning. **septic d.**, one which arises from the development of pyogenic or putrefactive organisms. **serum d.** See *serum sickness*, under *sickness*. **shimanushi d.** See *Japanese river fever*, under *fever*. **shuttlemakers' d.**, a condition in shuttlemakers, marked by faintness, shortness of breath, headache, nausea, etc., attributed to inhaling the dust of poisonous wood from which the shuttles are made. **Simmond's d.**, a condition of premature senility accompanied by psychic symptoms due to total atrophy of the pituitary body; called also *hypophyseal cachexia*. **specific d.**, any disease, such as syphilis, due to a characteristic morbific agency. **sporadic d.**, a disease occurring in single cases. **Sterbe d.**, a disease of horses in South Africa. A serum prepared from horses affected with this disease is said to be curative of malarial poisoning. **sterility d.**, a deficiency disease due to a lack of vitamin E in the diet. **Sternberg's d.**, tuberculous pseudo-

leukemia. **Still's d.**, a variety of chronic polyarthritis affecting children and marked by enlargement of lymph-nodes, generally of the spleen, and irregular fever. **Stokes's d.**, exophthalmic goiter. **Stokes-Adams d.**, an affection marked by slow pulse, attacks of vertigo, and epileptoid or apoplectoid seizures, probably due to arteriosclerosis of vertebral and basilar arteries. **Strachan's d.**, a form of multiple neuritis described by Strachan in patients in Kingston, Jamaica: now believed to be pellagra. **straw-mattress d.** See *straw-itch*, under *itch*. **structural d.**, any disease in which there are microscopic changes. **Strümpell's d.**, polioencephalomyelitis. **Strümpell-Marie d.**, rhizomelic spondylosis. **Stuttgart d.**, typhus fever of dogs. **subacute d.**, a disease more protracted and less active than an acute disease. **subchronic d.**, one more protracted than an acute disease, but less so than a chronic one. **Sutton and Gull's d.**, arteriosclerosis. **Swediaur's d.**, inflammation of the calcaneal bursa. **Swift's d.** See *erythredema*. **system d.**, one which affects a particular nerve-tract or system of nerve-fibers. **Talma's d.**, myotonia acquisita. **tarabagan d.**, an epizoötic disease affecting marmots (*tarabagans*) in Mongolia. The disease resembles bubonic plague, and is highly infective to man **tartaric d.**, gout and calculus (Paracelsus). **Tay-Sachs d.**, amaurotic family idiocy. **Thomsen's d.**, a disease, usually congenital and hereditary, characterized by tonic spasm and rigidity of certain muscles when an attempt is made to move them after a period of rest or when mechanically stimulated. The stiffness disappears as the muscles are used. Called also *paramyotonia congenita*. **Thornwaldt's d.** See *bursitis*. **Tillaux's d.**, mammitis with the formation of multiple tumors in the breast. **Tomaselli's d.**, pyrexia and hematuria due to excessive use of quinin. **Tourette's d.**, a nervous disease marked by incoordination, speech disorders, and convulsions. **tricuspid d.**, disease of the tricuspid valves. **Trousseau's d.**, stomachal vertigo. See *vertigo*. **tsetse-fly d.**, infection of animals in South Africa with trypanosomes which are inoculated into them by means of the tsetse-fly. **tsutsugamushi d.**, an acute infectious disease endemic in certain parts of Japan, transmitted by the bite of a mite, *Trombicula akamushi*, and marked by a small necrotic ulcer at the site of the bite, enlargement of the lymph-nodes of the region, macular eruption, and a continuous fever lasting about three weeks Called also *Japanese river fever, flood fever, island fever, kedani disease, akamuchi disease, shimamushi disease, yochubio*, and *shashitsu*. **tunnel d.**, ankylostomiasis. **Underwood's d.**, sclerema neonatorum. **Unna's d.**, seborrheic eczema. **Unverricht's d.** See *myoclonus epilepsy*, under *epilepsy*. **vagabonds' d., vagrants' d.**, parasitic melanoderma· discoloration of the skin in persons of filthy habits, caused by the irritation of lice. **Vaquez's d., Vaquez-Osler d.** See *erythremia*. **venereal d.**, a contagious disease, most commonly acquired in sexual intercourse as gonorrhea, chancroid, or syphilis. **Verneuil's d.**, syphilitic disease of the bursæ; syphilitic bursopathy **Vincent's d.** See *Vincent's angina*, under *angina*. **Virchow's d.**, leontiasis ossium. **Volkmann's d.**, a congenital deformity of the foot due to a tibiotarsal dislocation. **Voltolini's d.**, an acute purulent inflammation of the internal ear, with violent pain, followed by fever, delirium, and unconsciousness. **von Hippel's d.** See *angiomatosis of retina*. **von Jaksch's d.** See *anemia infantum pseudoleukæmica*. **Wardrop's d.**, onychia maligna. **Wegner's d.**, osteochondritic separation of the epiphyses in hereditary syphilis **Weil's d.**, an acute infectious disease characterized by jaundice, fever, muscular pain, and enlargement of the liver and spleen. The symptoms last from ten days to two weeks, and recovery is usually uneventful. It is due to a spirochete, *Spirochæta (Leptospira) icterohæmorrhagiæ*, and is called also *acute febrile jaundice, infectious jaundice, epidemic catarrhal jaundice, icterogenic spirochetosis, spirochetosis icterohæmorrhagica*, and *Fiedler's disease*. **Weir-Mitchell d.**, erythromelalgia. **Werlhof's d.**, purpura hæmorrhagica. **Werner-His d.**, trench fever. **Wernicke's d.**, acute hemorrhagic polioencephalitis. **Westberg's d.**, a condition marked by the formation of white spots upon the skin **White's d.**, keratosis follicularis. **white-spot d.**, degeneration of the papillary and reticular layers of the skin, marked by the formation of white, bead-like spots; morphea guttata. **Whitmore's d.**, a condition somewhat resembling glanders seen in broken-down morphin and cocain victims in India Called also *morphin injector's septicemia*. **Whytt's d.**, hydrocephalus internus **Widal-Abrami d.**, acquired hemolytic jaundice. **Wilk's d.**, chronic parenchymatous nephritis. **Willis's d.**, diabetes. **Wilson's d.** 1. Dermatitis exfoliativa 2 See *progressive lenticular degeneration*, under *degeneration*. **Wilson-Brocq d.**, Wilson's disease (1st def.). **Winckel's d.**, an extremely fatal disease of newborn infants, characterized by icterus, hemorrhage, bloody urine, and cyanosis. **Windscheid's d.**, the series of nervous symptoms associated with arteriosclerosis. **Woillez's d.**, acute idiopathic congestion of the lungs. **woolsorters' d.**, a form of pulmonary anthrax attacking those who handle wool. **x-d.** See *x-disease*. **Ziehen-Oppenheim d.** See *dystonia musculorum deformans* **zymotic d.**, one due to the action of a ferment, as of a morbific germ or a ptomain.

disengagement (dis-en-gāj'ment). Escape from confinement, especially the emergence of the fetal head from the vaginal canal in labor, or of an impacted tumor.

disequilibrium (dis-e-kwil-ib're-um). Unstable equilibrium, either physical or mental.

disharmonious (dis-har-mo'ne-us). Out of harmony: a term applied by Abderhalden to substances foreign to the body and thus out of harmony with the body cells.

dish face. See under *face*.

disinfect (dis-in-fekt') [L *dis-* apart + *infi'cere* to corrupt]. To free from pathogenic substances or organisms, or to render them inert.

disinfectant (dis-in-fek'tant). 1. Freeing from infection. 2. An agent that disinfects, chiefly by destroying infective agents (pathogenic microorganisms) or rendering ferments inactive. **complete d.**, a disinfectant which destroys spores as well as vegetative forms of microorganisms. **incomplete d.**, a disinfectant which destroys vegetative forms of organisms, but does not injure spores.

disinfectin (dis-in-fek'tin). A dark-brown liquid derived from the residues of naphtha distillation. It is disinfectant.

disinfection (dis-in-fek'shun). The act or process of destroying pathogenic germs or agents. **concurrent d.**, immediate disinfection and disposal of discharges and infective matter all through the course of a disease. **terminal d.**, disinfection and destruction of infectious material after the recovery of a patient from an infectious disease

disinfectol (dis-in-fek'tol). A proprietary mixture of crude cresol, tar hydrocarbons, resin, soap, and alkalis; disinfectant.

disinfestation (dis-in-fes-ta'shun). The extermination or destruction of insects; especially destruction of lice; delousing.

disinsected (dis-in-sek'ted) Freed from insects or vermin.

disinsection (dis-in-sek'shun). Removal of insects from; extermination of insects or vermin.

disinsector (dis-in-sek'tor). An apparatus for the removal of insects or vermin from patients or their clothing.

disintegration (dis-in-te-gra'shun) [L. *dis-* apart + *in'teger* entire]. 1. Decay. 2. Disassimilation or catabolism.

disintoxication (dis"in-toks-ik-a'shun). The removal of toxic principles; the act of rendering toxic substances harmless.

disinvagination (dis-in-vaj-in-a'shun). Reduction of an invagination.

disk (disk) [L. *dis'cus*]. 1. A circular or rounded flat plate or organ. 2. A medicated lamella. **Amici's d.** Same as *membrane of Krause*. **anangioid d.**, a retinal disk without blood-vessels. **anisotropous d.** Same as *transverse d.* **Bardeen's primitive d.**, the embryonic structure which develops into the intervertebral ligament. **Blake's d's**, disks of paper for pasting over the drum after operation for otitis. **blastodermic d.**, the germinal disk after segmentation has begun. **blood-d.**, a blood-corpuscle, more correctly, a blood-platelet. **Bowman's d's**, flat, disk-like plates which make up striated muscular fibers. **choked d.**, an inflamed and edematous optic disk, due to increased intracranial pressure. Called also *papilledema*. **corundum d.**, a device used in dentistry for cutting away a portion of two contiguous teeth; it is operated by a dental engine. **dental d.**, a thin, circular piece of paper or other material, covered with abrasive powder and used for polishing teeth or fillings. It is usually operated by a dental engine. **Engelmann's d.** Same as *Hensen's d.* **epiphyseal d.**, the flattish epiphysis on the proximal or distal surface of each vertebra. **gelatin d.**, a disk or lamella of gelatin, variously medicated chiefly used in eye diseases **germinal d.**, a flattish area in a fertilized ovum in which the first traces of the embryo are seen. **Hensen's d.**, the pale, thin disk dividing a muscle-case into two portions **interarticular d.**, an interarticular fibrocartilage. **intervertebral d.**, a layer of fibrocartilage between the bodies of vertebræ. **optic d.**, the area of the retina where the optic nerve enters it. **Placido's d.**, a disk having concentric circles marked on it used in examining the cornea. **proligerous d.**, the discus proligerus. **Ranvier's tactile d's**, terminations of nerve-fibers in cup-shaped bodies in the transparent substance between Grandry's corpuscles. **stenopeic (stenopæic) d.**, an opaque disk having a narrow slit used for testing astigmatism. **straboscopic d.**, a disk used in eye examinations to produce distortion of objects seen. **tactile d.**, a disk-like nerve-termination in a tactile cell, as in an end-organ of a nerve of special sense. **transverse d.**, one of the dark transverse layers of a muscle-fiber.

diskitis (dis-ki'tis). Same as *discitis*.

dislocatio (dis-lo-ka'she-o). Dislocation. **d. erec'ta**, subglenoid dislocation of the shoulder with the arm in a vertical position and the hand on top of the head

dislocation (dis-lo-ka'shun) [L. *dis-* apart + *loca're* to place]. The displacement of any part, more especially of a bone **closed d.** Same as *simple d.* **complete d.**, one which completely separates the surfaces of a joint **complicated d.**, one which is associated with other important injuries. **compound d.**, one in which the joint communicates with the external air. **congenital d.**, one which exists from or before birth **consecutive d.**, one in which the luxated bone has changed its position since its first displacement. **divergent d.**, one in which the ulna and radius are dislocated separately. **habitual d.**, one which often recurs after replacement **incomplete d.**, a subluxation; a slight displacement. **intra-uterine d.**, one which occurs to the fetus in utero. **d. of the lens**, displacement of the crystalline lens of the eye. **Monteggia's d.**, dislocation of the hip-joint in which the head of the femur is near the anterosuperior spine of the ilium. **Nélaton's d.**, dislocation of the ankle in which the astragalus is forced up between the end of the tibia and the fibula **old d.**, a dislocation in which inflammatory changes have occurred. **partial d.** Same as *incomplete d.* **pathologic d.**, one which results from paralysis, or from a local or other disease. **primitive d.**, one in which the bones remain as originally displaced. **recent d.**, one in which there is no complicating inflammation. **simple d.**, one in which the joint is not penetrated by a wound. **subastragalar d.**, separation of the calcaneum and the scaphoid from the astragalus. **thyroid d.**, displacement of the head of the femur into the thyroid foramen. **traumatic d.**, one due to an injury or to violence.

disocclude (dis-ok-lūd'). To grind a tooth so that it does not touch its antagonist in the other jaw in any of the movements of mastication

disodic (di-so'dik). Having two atoms of sodium in each molecule.

disodium methylarsenate. See *arrhenal*.

disomus (di-so'mus) [Gr. δι- two + σῶμα body]. A double-bodied monster.

disorganization (dis-or"gan-iz-a'shun) The process of destruction of any organic tissue, any profound change in the tissues of an organ or structure which causes the loss of most or all of its proper characters.

disorientation (dis-o"re-en-ta'shun). The loss of proper bearings, or a state of mental confusion as to time, place, or identity.

disotrin (di-so'trin). A proprietary digitoxin preparation.

disoxidation (dis-ok-sid-a'shun) Deoxidation.

Disp. Abbreviation for *dispensatory*

disparasitized (dis-par'ah si-tizd). Freed from parasites.

disparate (dis'par-āt) [L. *dispara'tus, dis'par* unequal]. Not situated alike, not exactly paired.

dispareunia (dis-par-u'ne-ah). See *dyspareunia*.

dispensary (dis-pen'sa-re) [L. *dispensa'rium*, from *dispensa're* to dispense]. A place for the gratuitous treatment of patients and free distribution of medicines

dispensatory (dis-pen'sa-to-re) [L *dispensato'rium*] A treatise on the qualities and composition of medicines.

dispense (dis-pens') [L. *dispensa're, dis-* out + *pensa're* to weigh]. To prepare and distribute medicines to those who are to use them.

dispermin (di-sper'min). Piperazn.

dispermy (di'sper-me). The entrance of two sperms into one ovum.

disperse (dis-pers') [L. *dis-* apart + *spar'gere* to scatter]. To scatter the component parts as of a tumor or the fine particles in a colloid system, also the particles so dispersed **d. medium**, the continuous phase of a colloid system, the medium in which a colloid is dispersed, corresponding to the solvent in a true solution **d. particles**, the disperse phase of a colloid system, the particles of colloid in a colloid system **d. system**, a colloid

dispersible (dis-per'sib-l). Capable of being dispersed or discussed.

dispersidology (dis-per-sid-ol'o-je). Colloid chemistry; the chemistry of colloids

dispersion (dis-per'shun) [L. *disper'sio*]. 1. The act of scattering or separating; the condition of being scattered. 2. The incorporation of the particles of one substance into the body of another, comprising solutions, suspensions, and colloid solutions. 3. A colloid solution. **coarse d.**, a mechanical suspension. **colloid d.**, a colloid solution. **molecular d.**, a true solution.

dispersity (dis-per'sit-e). The degree of dispersion of a colloid; *i. e.*, the degree to which the dimensions of the disperse particles have been reduced.

dispersoid (dis-per'soid). A colloid system in which the dispersity is relatively great.

dispersonalization (dis-per-son-al-iz-a'shun). A mental condition in which a person denies the existence of his personality or believes that certain parts of his body are lacking or that they belong to other persons or animals.

dispert (dis'pert). A medicinal preparation obtained from a vegetable drug or endocrine gland by extracting its therapeutic constituents in the cold and then reducing the product to a dry concentrated form.

dispira (dis-pi'rah) [L. *dis-* two + *spi'ra* coil]. See *dispirem*.

dispirem, dispireme (di-spi'rem, di-spi'rēm) [Gr. *δίς* twofold + *σπείρημα* coil]. The stage of cell-division which follows the diaster; so called because the protoplasm is divided into two parts, in each of which the chromatin assumes the form of a coil. See *karyokinesis*.

displacement (dis-plās'ment). 1. Removal from the normal position or place, ectopia. 2. Percolation. 3 A Freudian term for the substitution of one idea for another, or an exchange of a colorless and abstract expression in the dream-thought for one that is visual and concrete (Brill). **fetal d.**, a group of cells which, during fetal development, has become displaced from its normal relations. **fish-hook d.**, a form of displacement of the stomach in which the orifice of the pylorus faces directly upward, and the duodenum runs upward and to the right to join the pylorus at an angle, producing a constricting hook.

dissect (dis-sekt') [L. *dissec're* to cut up]. To cut apart, as tissues for anatomic study.

dissection (dis-sek'shun) [L. *dissec'tio*]. The cutting apart of tissues, as in anatomic study or in surgery.

disseminated (dis-sem'in-a-ted) [L. *dis-* apart + *semina're* to sow]. Scattered; distributed over a considerable area

dissepiment (dis-sep'im-ent). Partition; separation.

dissimilate (dis-sim'il-āt). To disassimilate.

dissimilation (dis"sim-il-a'shun) [L. *dis-* neg. + *sim'ilis* alike]. Disassimilation, or catabolic change.

dissociable (dis-so'she-abl) Easily separable into component parts, separable from associations.

dissociated (dis-so'se-a-ted). Split off from consciousness Cf *dissociation* (3d def.)

dissociation (dis-so-se-a'shun) [L. *dis-* neg. + *socia'tio* union]. 1 The act of separating or state of being separated 2 Resolution by heat of a molecule into two or more simpler molecules. 3. The condition in which an experience is stored up in the mind, but remains without the realm of consciousness, so that it cannot be reproduced. Cf. *subconscious*. **d. symptom.** See *symptom*.

dissolecule (dis-ol'ik-ūl). The apparent molecular weight of a substance in solution at the boiling-point of the solution.

dissolution (dis-so-lu'shun) [L. *dissolu'tio, dissol'vere* to dissolve]. A separation of the soul from the body; death.

dissolve (dis-solv'). 1. To cause a substance to melt away in a liquid. 2. To melt away in a liquid.

dissolvent (dis-sol'vent). 1. A solvent medium. 2. A medicine capable of dissolving concretions within the body 3. Solvent; capable of dissolving substances.

dissonance (dis'so-nans). A combination of tones which produce discords

Dist. Abbreviation for L. *distil'la*, distil.

distad (dis'tad). In a distal direction or on the distal aspect.

distal (dis'tal). Remote; farthest from the center, origin, or head; opposed to proximal.

distalia (dis-ta'le-ah). The bones of the distal row of the carpus or tarsus.

distance (dis'tans). The length of space between two objects. **angular d.**, the aperture of the angle made at the eye by lines drawn from the eye to two objects. **focal d.**, the distance from the focal point to the optical center of a lens or the surface of a concave mirror. **infinite d.**, in ophthalmology, a distance of 20 feet or more: so called because rays entering the eye from an object at that distance are practically as parallel as if they came from a point at an infinite distance. **working d.**, the distance between the front lens of a microscope and the object when correctly focused.

distemper (dis-tem'per). A name of several infectious diseases of animals· especially **canine d.**, a contagious catarrhal disease of pups caused by *Bacterium bronchisepticum*. **colt d.** Same as *strangles*.

distensibility (dis-ten-sib-il'it-e). Capability of being distended.

distichia, distichiasis (dis-tik'e-ah, dis-tik-i'as-is) [Gr. *δίς* twice + *στίχος* row]. An affection in which there are two rows of eyelashes, one or both of which are turned inward against the eye.

distil (dis-til') [L. *destilla're; de* from + *stilla're* to drop] To volatilize by heat and then cool and recollect the evaporated matter.

distillate (dis'til-āt). The portion which has been distilled over.

distillation (dis-til-a'shun). Vaporization; the process of distilling and condensing vapor. **destructive d.**, that which is attended with chemic decomposition and formation of new compounds in the distillate. **dry d.**, distillation of solids without the addition of liquids. **fractional d.**, that which is attended by the successive separation of volatilizable substances in the order of their respective volatibility.

distinctor (dis-tink'tor). Same as *palpatorium*.

distobuccal (dis-to-buk'al). Pertaining to the distal and buccal surfaces of teeth.

distobucco-occlusal (dis-to-buk-o-ok-lu'sal). Pertaining to the distal, buccal, and occlusal surfaces of a tooth.

distobuccopulpal (dis-to-buk-o-pul'pal). Relating to the distal, buccal, and pulpal walls of a tooth cavity.

distocervical (dis-to-ser'vik-al). Pertaining to the distal and cervical walls of a cavity tooth

distocia, distokia (dis-to'se-ah, -ke-ah) [Gr. *δίς* twice + *τόκος* birth]. The birth of the second child.

distoclusal (dis-to-klu'sal). Pertaining to the distal and occlusal walls of a tooth cavity.

distoclusion (dis-to-klu'zhun). A malrelation of the dental arches in which the mandibular arch is in a distal or posterior position in relation to the maxillary arch. Called also *posteroclusion* and *posterio-occlusion*.

distolabial (dis-to-la'be-al). Distal and labial· denoting the portion of a tooth between its distal and labial surfaces.

distolingual (dis-to-ling'gwal). Distal and lingual; denoting the portion of a tooth between its distal and lingual surfaces.

Distoma, Distomum (dis'to-mah, dis'to-mum) [Gr. *δις* two + *στόμα* mouth]. The former name of a genus of trematode worms: but as now used, a general term including the various genera of trematodes or flukes, such as *Paragonimus, Fasciola*, etc. **D. bus'ki.** See *Fasciolopsis buski*. **D. conjunc'tum.** See *Opisthorchis noverca*. **D. cras'sum.** See *Fasciolopsis buski*. **D. hæmato'bium.** See *Schistosoma hæmatobium*. **D. hepat'icum.** See *Fasciola hepatica*. **D. lancea'tum.** See *Dicrocœlium lanceatum*. **D. pulmona'le, D. rin'geri.** See *Paragonimus westermanii*. **D. sinen'sis.** See *Opisthorchis*

sinensis. **D. westerman'ii.** See *Paragonimus westermanii*.

distomatosis, distomia (dis"to-ma-to'sis, di-sto'me-ah) [Gr. *δις* two + *στόμα* mouth]. 1. The presence of two mouths. 2. Infection with distoma; distomiasis.

distomiasis (dis-to-mi'as-is). Trematode infection; fluke infection; the condition produced by the presence of Distoma in the body. **hemic d.**, schistosomiasis. **hepatic d.**, infestation with *Opisthorchis sinensis*, *Fasciola hepatica* or *Dicrocœlium*. **intestinal d.**, infestation with *Fasciolopsis buskii* **pulmonary d.**, infection with the lung-fluke, *Paragonimus westermanii*.

disto-occlusal (dis"to-ok-lu'zal). Distoclusal.

disto-occlusion (dis"to-ok-lu'zhun). Distoclusion.

distor'tor o'ris. The zygomaticus minor muscle.

distoversion (dis-to-ver'zhun). The position of a tooth when it is more than normally distant from the median line.

distractibility (dis-trak-tib-il'it-e). A morbid or abnormal variation of attention; inability to fix attention on any subject.

distraction (dis-trak'shun) [L. *dis-* apart + *trac'tio* a drawing]. Traction so exerted as to separate surfaces normally opposed.

distribution (dis-trib-u'shun) [L. *distribu'tio*]. The arrangement of the branches of a nerve or artery.

districhiasis (dis-trik-i'as-is) [Gr. *δις* double + *θρίξ* hair]. A condition in which two hairs grow from a single follicle.

distrix (dis'triks) [Gr *δις* double + *θρίξ* hair]. The splitting of the hairs at their distal ends.

disubstituted (di-sub'stit-u-ted). Having two atoms in each molecule replaced by other atoms or radicals.

disulphate (di-sul'fāt). A sulphate having a replaceable hydrogen atom.

disulphid (di-sul'fid). A compound of a base with two atoms of sulphur.

disuse-atrophy. See *atrophy of disuse*.

disvolution (dis-vo-lu'shun) [L. *dis-* neg. + *vol'vere* to roll]. Retrogradation; extreme catabolism; degeneration.

dita-bark (de'tah). The bark of *Alsto'nia schola'ris*, a tree of the Philippines: used as a tonic and intermittent fever remedy.

ditain (dit'ah-in). A poisonous alkaloid, $C_{22}H_{28}N_2O_4.H_2O$, from dita-bark, its action is like that of curare.

ditamin (dit-am'in). An alkaloid, $C_{16}H_{19}NO_2$, from dita-bark.

dithion (dith'e-on). A mixture of the sodium salts of two of the dithiosalicylic acids: an antiseptic for external use.

dithiosalicylic acid (di-thi"o-sal-is-il'ik). See *acid*.

dithymoldiiodid (di-thi"mol-di-i'o-did). Same as *aristol*.

Ditrichomas'tix hom'inis. A very minute flagellate found in the stools of a case of diarrhea in Egypt: probably coprozoic.

Ditropeno'tus aureovir'idis. Same as *Pediculoides ventricosus*.

Dittrich's plugs (dit'riks) [Franz *Dittrich*, German pathologist, 1815–1859]. See under *plug*.

diurate (di-u'rāt). Biurate.

diurazin (di-u-ra'zin). A compound of theobromin, salicylic acid, and formaldehyd: used as an antiseptic diuretic. Dose, 6 gr. (0.4 gm.).

diureid (di-u're-id). See *ureid*.

diuresis (di-u-re'sis) [Gr. *διά* through + *οὐρεῖν* to urinate]. Increased secretion of urine.

diuretic (di-u-ret'ik). 1. Increasing the secretion of urine. 2 A medicine that promotes the secretion of urine. **alterative d.**, any drug eliminated by the kidney and having a salutary effect on the diseased surfaces of the urinary tract. **cardiac d.**, a drug which causes diuresis by increasing the force of the heart-beat. **direct d.** Same as *stimulant d.* **hydragogue d.**, one which promotes a copious discharge of water from the kidneys. **indirect d.**, any diuretic which acts by relieving renal congestion or compression. **mechanical d.**, any agent which acts favorably by washing out the urinary tubules. **refrigerant d.**, one which renders the urine less irritating. **saline d.**, any saline agent which, being absorbed, carries water into the blood. **stimulant d.**, any agent which acts by irritating the parenchyma of the kidney.

diuretin (di-u-re'tin) Theobromin-sodium salicylate, $C_7H_7NaN_4O_2.C_6H_4OHCOONa$, a white powder, used as a diuretic. Dose, 10–15 gr. (0.666–1 gm.), repeated four to six times a day.

diurnal (di-er'nal) [L. *di'es* day]. Occurring during the day

diurnule (di-ern'ūl) [L. *diur'nus* daily]. A pill or other preparation containing the complete allowance of a medicine for one day.

diurol (di-u'rol). A sedative diuretic preparation of lithium benzoate, buchu, triticum, saw-palmetto, and potassium bicarbonate.

Div. Abbreviation for L. *divide*, divide.

divalent (di'va-lent) [Gr. *δις* twice + *valent*]. Same as *bivalent*.

divergence (di-ver'jenz). A spreading or tending apart.

divergent (di-ver'jent) [L. *diver'gens; dis-* apart + *ver'gere* to tend]. Tending apart, deviating or radiating away from a common point.

divers' paralysis (di'verz). Caisson-disease.

diverticula (di-ver-tik'u lah). Plural of *diverticulum*.

diverticular (di-ver-tik'u-lar). Pertaining to or resembling a diverticulum.

diverticularization (di-ver-tik-u-lar-iz-a'shun). The act of forming diverticula, pockets, etc., during development.

diverticulitis (di-ver-tik-u-li'tis). Inflammation of a diverticulum, a condition marked by the formation of small pouches along the border of the colon, which become filled with feces which sometimes set up irritation and give rise to inflammation and abscess.

diverticulogram (di-ver-tik'u-lo-gram) [*diverticulum* + Gr. *γράμμα* mark]. A radiogram of a diverticulum.

diverticulosis (di-ver-tik-u-lo'sis). The presence of diverticula, particularly of intestinal diverticula.

diverticulum (di-ver-tik'u-lum) [L. *diverticula're* to turn aside]. A pouch or pocket leading off from a main cavity or tube. **false d.**, an intestinal diverticulum due to the protrusion of the mucous membrane through a tear in the muscular coat. **ganglion d.**, a hernial protrusion of the synovial membrane through a tendon sheath. **Heister's d.**, the external jugular sinus. **intestinal d.**, a hernial protrusion of the mucosa of the intestine through the muscular coat **laryngeal d.**, a diverticulum of the laryngeal mucous membrane. **Meckel's d.**, an occasional sacculation or cecal appendage of the ileum, derived from an unobliterated vitelline duct. **Nuck's d.**, the canal of Nuck. **Pertik's d.**, an unusually deep fossa of Rosenmuller **pituitary d.**, an outgrowth from the mucous membrane of the back part of the pharynx which assists in forming the pituitary body. **pulsion d.**, a diverticulum caused by pressure within the bowel. **Rokitansky's d.**, a traction diverticulum of the esophagus. **synovial d.**, a hernial protrusion of the synovial membrane of a joint or a

tendon-sheath. **traction d.**, a diverticulum from the esophagus, due to adhesions and consequent traction. **true d.**, an intestinal diverticulum formed by protrusion of the entire intestinal wall. **Vater's d.**, the duodenal papilla. See under *papilla*.

divi-divi (di'v-e-div'e). The pods of *Cæsalpinia*, plants of South America. They contain tannin and are used as astringents.

divulse (di-vuls'). To pull apart forcibly.

divulsion (di-vul'shun) [L. *dis-* apart + *vel'lere* to pluck]. The act of separating or pulling apart.

divulsor (di-vul'sor). An instrument for performing divulsion in the urethra.

D. M. D. Abbreviation for *Doctor of Dental Medicine*.

dmegon (dme'gon). Nicolle and Blaizot's vaccine: for use in all cases of gonorrhea.

Dn. Abbreviation for *dekanem*.

dn. Abbreviation for *decinem*.

D : N ratio. See under *ratio*.

D. N. B. Abbreviation for *dinitrobenzene*.

D. O. Abbreviation for *Doctor of Osteopathy*.

Dobell's solution (do-belz') [Horace Benge *Dobell*, English physician, 1828–1917] See *solution*.

Dobie's globule, layer or **line** (do'bēz) [William Murray *Dobie*, English physician, 1828–1915]. See *globule* and *line*.

Dochez's antitoxin or **serum** (do-shays') [Alphonse Raymond *Dochez*, American physician, born 1882]. See under *serum*

dochmiasis, dochmiosis (dok-mi'as-is, dok-me-o'sis). Ankylostomiasis.

Dochmius duodena'lis (dok'me-us). See *Ankylostoma duodenale*.

docimasia (dos-im-a'ze-ah) [Gr *δοκιμάζειν* to examine]. An assay or examination; an official test. **pulmonary d.**, determination as to whether air has entered the lungs of a dead infant, as an indication whether it was born dead or alive.

docimastic (do-se-mas'tik). Pertaining to docimasia; of the nature of an assay or test.

dock. See *Rumex*.

Dock's test-breakfast (doks) [George *Dock*, American physician, born 1860]. See under *test-meal*.

doctor (dok'tor) [L. *doc'tor* teacher]. 1 A practitioner of medicine or surgery, especially one who has received the degree of M. D. from a medical school. 2. A person who has received a diploma of the highest degree from one of the faculties of a university.

dodecadactylitis (do"dek-a-dak-til-i'tis) [see *dodecadactylon*]. Inflammation of the duodenum.

dodecadactylon (do"dek-ah-dak'til-on) [Gr *δώδεκα* twelve + *δάκτυλος* finger, from its length]. The duodenum.

Döderlein's bacillus (ded'er-līnz) [Albert *Doderlein*, German obstetrician, 1860–1919]. See *bacillus*.

doeglic acid (deg'lik). See under *acid*.

doegling (deg'ling) [Norwegian]. The *Balæ'na rostra'ta*, or lesser rorqual; a whale whose oil is used in ointment bases.

dog-fennel. See *Maruta*.

Dogmatists (dog'mat-ists). The first of the post-Hippocratic schools of medicine, in which the open-minded spirit of Hippocrates' teaching became merged with strict formalism which cared more for rigid doctrine than for investigation. The most important members of this school were Diocles of Carystus (born 400 B. C.) and Praxagoras of Cos. The dogmatists divided medical science into five branches: physiology, etiology, hygiene, semeiology, and therapeutics.

dog's-bane (dogz'-bān). See *Apocynum*. **Jamaica d.** See *Piscidia*.

dogwood (dog'wood). See *Cornus*.

Döhle's inclusion bodies (do'lez) [P. *Döhle*, German pathologist, born 1855]. See under *body*.

dolabrate (do-lab'-rāt) [L. *dola'bra* ax]. Ax-shaped.

dolabriform (do-lab'rif-orm). Dolabrate.

Doléris's operation (dol-ar-ēz') [Jacques Amádée *Doléris*, French gynecologist, born 1852]. See *operation*.

doliarin (do-le-a're-in). A derivative from the juice of *Fi'cus dolia'ria*, having vermifuge, purgative, and digestive properties.

dolichocephalic, dolichocephalous (dol"ik-o-se-fal'ik, dol"ik-o-sef'al-us) [Gr. *δολιχός* long + *κεφαλή* head]. Long-headed; having the antero-posterior, or cephalic, diameter relatively long.

dolichocephalism, dolichocephaly (dol"ik-o-sef'al-izm, dol"ik-o-sef'al-e). The quality of being dolichocephalic.

dolichogastry (dol"ik-o-gas'tre) [Gr. *δολιχός* long + *γαστήρ* stomach]. A term proposed as an improvement on the term "gastroptosis," because the condition is one of stretching of the center of the stomach.

dolichopellic, dolichopelvic (dol"ik-o-pel'ik, dol"ik-o-pel'vik) [Gr. *δολιχός* long + *πελλίς* pelvis]. Having an abnormally long pelvis.

Dolichos (dol'ik-os). Same as *Mucuna*.

dolichosigmoid (dol"ik-o-sig'moid) [Gr *δόλιχος* long + *sigmoid*]. An abnormally long sigmoid flexure.

dolichostenomelia (dol"ik-o-ste-no-me'le-ah) [Gr. *δολιχός* long + *στενός* narrow + *μέλος* limb]. See *arachnodactylia*

Döllinger's ring (del'ing-erz) [Johann Ignaz Josef *Dollinger*, German physiologist, 1770–1841]. See under *ring*.

doll's eye sign. See *Cantelli's sign* and *Widowitz's sign*, under *sign*.

dolomol (dol'o-mol) Magnesium stearate, $Mg.(CH_3(CH_2)_{16}CO\,O)_2$· used as a base for antiseptic dusting-powder, etc.

dolonephran (dol-o-nef'ran) A combination of alypin and suprarenin, used as an anesthetic.

dolor (do'lor), pl. *dolor'es*. Latin for *pain*. **d. cap'itis**, pain in the head.

dolo'res va'gi. Wandering pains. See under *pain*.

dolorogenic (do-lor-o-jen'ik) [L *do'lor* pain + Gr. *-γεν* to produce] Producing pain, as *d zone*.

domatophobia (do"mat-o-fo'be-ah) [Gr. *δῶμα* house + *φόβος* fear]. Insane dread of being in a house.

dome-cells (dōm'selz). See *cell*.

domiciliary (do-mis-il'e-a-re) [L. *do'mus* house]. Pertaining to or carried on in the house, as domiciliary treatment.

domicilium (do-mis-il'e-um) [L. "a little house"]. A pneumatic chamber for the application of rarefied or compressed air.

dominance (dom'in-ans). The appearance, in a cross-bred organism, of one of two mutually antagonistic parental characters. See *Mendel's law*, under *law*.

dominant characteristics (dom'in-ant). See *Mendel's law*, under *law*.

Dominici's tube (dom-in-e'sēz) [Henri *Dominici*, contemporary French physician]. See *tube*.

donator (do'na-tor). A thing which gives something **hydrogen d.**, a substance or compound which gives up hydrogen to another substance called *hydrogen acceptor*.

donda ndugu (don'dah ndoo'goo) [African for "brother ulcer" or "clinging ulcer"]. A disease occurring in Africa, in which the legs swell and slough.

Donders's glaucoma, law, etc. (don'derz) [Franz Cornelius *Donders*, Dutch physician, 1818–1889]. See *glaucoma, law,* etc.

Donec. alv. sol. fuerit. Abbreviation for L. *do'nec al'vus solu'ta fu'erit,* until the bowels are opened.

donee (do-ne'). The person who receives the transfused blood from the veins of the donor.

Donnan's equilibrium (don'anz) [F. G. *Donnan,* contemporary English chemist] See under *equilibrium.*

Donné's corpuscles, test (don-āz') [Alfred *Donné,* French physician, 1801–1878]. See *corpuscle* and *tests*

donor (do'nor). The person who furnishes blood for transfusion **universal d.,** a donor the cells of whose blood are not agglutinated by the blood of any patient.

Donovan's solution (don'o-vanz) [Edward *Donovan,* English pharmacist, 1789–1837] See *solution.*

dopa (do'pah). A term coined from dioxyphenylalanin. According to Bloch's theory, skin pigment is formed by oxidation of dioxyphenylanilin in certain cells by dopa-oxydase

dopa-oxydase (do-pah-ok'sid-ās). An enzyme in the protoplasm of the basal epidermal and hair-follicle cells which oxidizes dihydroxyphenylalanin with the formation of a dark brown pigment

dope (dōp). A slang name for a narcotic or stimulant drug.

Doppler's phenomenon (dop'lerz) [Christian *Doppler,* American mathematician, 1803–1853]. See under *phenomenon.*

doramad (dor'am-ad) A German proprietary ointment containing thorium-X.

doraphobia (do-raf-o'be-ah) [Gr. δόρα hide + φόβος fear]. A morbid dread of the skin or fur of animals.

Dorendorf's sign (do'ren-dorfs) [H. *Dorendorf,* German physician, born 1866] See under *sign.*

dormancy (dor'man-se) The state of being dormant; in bacteriology, the property exhibited by some bacteria of lying dormant for a time before starting growth.

dormant (dor'mant) [L *dormi're* to sleep]. Sleeping, inactive, quiescent

dormigene (dor'mij-ēn). A British make of bromural

dormiol (dor'me-ol) A proprietary hypnotic and sedative liquid, $CCl_3C(OH)_2(CH_3)_2C(C_2H_5)$, amylene chloral, or dimethylethyl-carbinol-chloral. Dose of 50 per cent. solution, 10–30 min. (0 8–2 c.c).

dorsad (dor'sad). Toward the back or dorsal aspect.

dorsal (dor'sal) [L *dorsa'lis;* from *dor'sum* back]. Pertaining to the back or to any dorsum.

dorsalgia (dor-sal'je-ah) [L *dor'sum* back + Gr. ἄλγος pain]. Pain in the back.

dorsalis (dor-sa'lis) [L. for *dorsal*]. Used as part of the name of various arteries, as *d. hallu'cis, d. in'dicis,* etc.

dorsicolumn (dor-se-kol'um). The dorsal column of the spinal cord.

dorsicommissure (dor-se-kom-is'ūr). The gray commissure of the spinal cord.

dorsicornu (dor-sik-or'nu). The dorsal cornu of the spinal cord.

dorsiduct (dor'sid-ukt) [L *dor'sum* back + *du'cere* to draw]. To draw toward the back or dorsum.

dorsiflexion (dor-se-flek'shun) [*dorsum* + *flexion*]. Flexion or bending, as of toes, toward the dorsum.

dorsimesad (dor-sim'es-ad). Toward the dorsimeson.

dorsimesal (dor-sim'e-sal). Situated along the middle of the back.

dorsimeson (dor-sim'es-on) [L. *dor'sum* back + Gr. μέσον middle]. The median longitudinal line of the back.

dorsispinal (dor-se-spi'nal). Pertaining to the back and vertebral column.

dorso- [L. *dor'sum* back]. A prefix signifying pertaining to the back.

dorso-anterior (dor"so-an-te're-or). Having the back directed forward.

dorsocephalad (dor-so-sef'al-ad) [L. *dor'sum* back + Gr. κεφαλή head]. Toward the back of the head.

dorsodynia (dor-so-din'e-ah) [L. *dor'sum* back + Gr. ὀδύνη pain]. Pain in the back.

dorso-intercostal (dor"so-in-ter-kos'tal). Situated in the back and between the ribs.

dorsolateral (dor-so-lat'er-al). Pertaining to the back, or dorsal aspect, and to a side.

dorsolumbar (dor-so-lum'bar). Pertaining to the back and the loins.

dorsomedian, dorsomesal (dor-so-me'de-an, dor-so-me'sal). Pertaining to the median line of the back.

dorsonasal (dor-so-na'sal). Pertaining to the bridge of the nose.

dorsonuchal (dor-so-nu'kal). Pertaining to the back and the neck.

dorso-occipital (dor-so-ok-sip'it-al). Pertaining to the back of the head and the body.

dorsoposterior (dor"so-pos-te're-or). Having the back directed backward.

dorsoradial (dor-so-ra'de-al) Pertaining to the radial or outer side of the back of the forearm or hand.

dorsoscapular (dor-so-skap'u-lar) Pertaining to the posterior surface of the scapula.

dorsoventrad (dor-so-ven'trad) [L *dor'sum* back + *ven'ter* belly] From the dorsal toward the ventral aspect.

dorsum (dor'sum), pl. *dor'sa* [L.]. The back, also any part corresponding to the back in position, as of the foot, hand, tongue, ilium, penis. **d. pe'dis,** the back of the foot.

dosage (do'sāj). The determination and regulation of doses.

dose (dōs) [Gr δόσις] 1. The amount or proper portion of a medicine to be taken at once. 2. The quantity of *x*-ray or other radiation administered. The unit of *x*-ray dose is the quantity which causes temporary epilation and is known as 10X **carcinoma d.,** a dose of Roentgen rays sufficient to cure carcinoma, said to be from 90 to 100 per cent of the erythema skin dose **daily d.,** the sum of all the doses to be given in twenty-four hours. **divided d.,** a small quantity of medicine to be taken at short intervals. **erythema d.,** that amount of *x*-ray energy which, when applied to the skin, will cause after a few days a slight reddening **fractional d's,** doses of a drug less than the normal quantity, but given at shorter intervals than usual **intoxicating d.,** the dose of sensitinogen required to bring on the allergic reaction **L+ d.,** the smallest amount of diphtheria toxin which will kill a 250-gm guinea-pig within four days when mixed with one unit of diphtheria antitoxin before being injected subcutaneously. **lethal d.,** a dose which will or may cause death. **Lo d.,** the largest amount of diphtheria toxin which will produce no observable symptoms in a 250-gm. guinea-pig when mixed with one unit of diphtheria antitoxin before subcutaneous injection **maximum d.,** the largest dose that may be safely administered **minimum d.,** the smallest dose that is likely to produce an appreciable effect. **minimum lethal d.,** the smallest quantity of diphtheria toxin which will kill a guinea-pig of 250 gm. weight in from four to five days when injected subcutaneously. **reacting d.,** the second dose of protein or other sensitizing antigen in anaphylaxis. Cf *sensitizing d* **sen-**

sitizing d., the first dose of protein or other sensitizing antigen in anaphylaxis. Cf. *reacting d.*

dosimetric (do-sim-et'rik). Of or pertaining to dosimetry. **d. system,** a regular and determinate system of dosage.

dosimetry (do-sim'et-re) [Gr. δόσις dose + μέτρον measure]. 1. The accurate and systematic determination of doses. 2. A system of therapeutics consisting in the administration of alkaloids in the form of granules of definite strength at definite intervals.

dosis (do'sis). Latin for *dose.* **d. curati'va,** the minimum dose of a drug that will cure. **d. refrac'ta,** a fractional dose. **d. tolera'ta,** the largest dose that can be given with safety.

dot (dot). A small spot or speck. **Maurer's d's,** irregular dots, staining red with Leishman's stain, seen in red corpuscles infected with *Plasmodium falciparum.* **Schüffner's d's,** fine red-stained points seen in red blood-corpuscles infected with *Plasmodium vivax* when stained with Romanowsky stain

dothienenteria, dothienenteritis (do"the-en-en-te're-ah, do"the-en-en-ter-i'tis) [Gr. δοθιήν a boil + ἔντερον intestine]. Bretonneau's name for typhoid fever (1823)

dothienesia (do"the-en-e'se-ah) [Gr. δοθιήν boil]. Furunculosis.

doublet (dub'let). A lens made up of a combination of two lenses **Wollaston's d.,** a microscopic lens consisting of a combination of two planoconvex lenses for correcting chromatic aberration.

douche (doosh) [Fr] A stream of water directed against a part or into a cavity. **air-d.,** a current of air blown into a cavity, particularly into the tympanum, for opening the eustachian tube. **alternating d.,** transitional douche. **Plombières d.,** intestinal lavage by means of a soft rubber tube 10 to 12 inches long inserted into the rectum to a distance of from 3 to 5 inches. One to 3 pints of fluid are slowly injected by gravity, the force, quantity, and temperature of the fluid being carefully regulated **Scotch d.** Same as *transition d* **Tivoli d.,** a reclining bath in which the patient lies covered with warm mineral water while a hot wave douche is played upon his abdomen, used for constipation. **transition d.,** a douche of alternating hot and cold water. **Weber's d.,** a nasal douche.

Douglas's culdesac, pouch, semilunar fold [James *Douglas,* Scottish anatomist in London, 1675–1742]. See *culdesac, fold, pouch.*

douglasitis (dug-las-i'tis). Inflammation of Douglas' pouch.

doundaké (doon-dak'a). The bark of *Sarcocephalus esculentus.* It is tonic, febrifuge, and astringent. Dose of extract, 2–3 gr (0.13–0.195 gm).

dourahina (doo-rah-he'nah) A vegetable drug from Brazil diaphoretic, diuretic, and cardiant.

dourine (doo-rēn'). A contagious disease of horses and asses, characterized by swelling of lymph-glands, genital inflammation, and paralysis of hind limbs. It is caused by *Trypanosoma equiperdum.* It is spread by sexual contact and is called also *mal de coit.*

Dover's powder (do'verz) [Thomas *Dover,* English physician, 1660–1741]. Pulvis opii et ipecacuanhæ.

dowel (dow'l). A peg. A peg or pin, generally of metal, for fastening an artificial crown to the root of a natural tooth.

down. See *lanugo.*

Doyen's operation, serum (dwah-yahz') [Eugene Louis *Doyen,* surgeon in Paris, 1859–1916]. See *operation* and *serum.*

Doyère's eminence (dwa-yārz') [Louis *Doyère,* French physiologist, 1811–1863]. See *eminence.*

D. P. 1. L. *directio'ne prop'ria,* "with proper direction." 2. Abbreviation for *Doctor of Pharmacy.*

D. P. H. Abbreviation for *diploma in public health.*

DR. Abbreviation for *reaction of degeneration.*

dr. Abbreviation for *dram* or *drams.*

drachm (dram). See *dram.*

dracontiasis (drak-on-ti'as-is) [Gr. δρακόντιον (little dragon) tapeworm]. The diseased state produced by the presence of *Dracunculus medinensis.* Called also *dracunculosis.*

Dracontium fœt'idum (dra-kon'she-um) [L.; Gr. δρακόντιον dragonwort]. The skunk-cabbage: an araceous plant; the root is stimulant and nervine. Dose of fluidextract, 30–60 min. (2–4 c.c).

dracuncular (dra-kung'ku-lar). Pertaining to or caused by dracunculus.

dracunculosis (dra-kung-ku-lo'sis). Same as *dracontiasis*

Dracunculus (dra-kung'ku-lus) [L. "little dragon"]. A genus of nematode filarial parasites **D. medinen'sis** is the Guinea worm or Medina worm, a thread-like worm, 20–30 inches long, which inhabits the subcutaneous and intermuscular tissues of man and several domestic animals in India, Africa, and Arabia Its embryos are discharged through an opening in the skin upon contact with water in which they enter the bodies of a small crustacean, *Cyclops,* where they pass their embryonic life Formerly called *Filaria medinensis.*

draft, draught (draft). A potion; a large dose of medicine to be taken at once. **black d.,** the compound infusion of senna. **effervescing d.,** one which contains an acid and sodium or potassium bicarbonate. **mustard d.,** a mild rubefacient paste of mustard and flour. **Riverius's d.,** potio riverii, the solution of sodium citrate.

dragée (dra'zhā). A sugar-coated pill or medicated confection.

Dragendorff's test (drag'en-dorfs) [Johann Georg Noel *Dragendorff,* German physician, 1836–1898]. See under *tests*

dragon's-blood (drag'unz-blud). An astringent resin of various origin, chiefly from *Calamus rotang* and *C. draco,* ratan-palms, and from *Dracæna draco* and *Pterocarpus draco,* tropical trees.

drain (drān). An appliance or substance that affords a channel of exit or discharge from a wound. **cigarette d.,** a drain made by surrounding a strip of gauze with a protective covering of rubber, gutta-percha, etc. Larger drains of this character, *i. e.,* those as thick as a cigar, are called **cigar d's. Mikulicz's d.,** a drain formed by pushing a single layer of gauze into a wound cavity, the layer of gauze being packed with several thick wicks of gauze as it is pushed into the cavity. **stab-wound d.,** drainage accomplished by making a small punctured wound at some distance from the operative incision and bringing out the drain through this wound, it is done to prevent infection of the operation wound. **Wylie d.,** a stem pessary of hard rubber having a groove along the stem.

drainage (drān'āj) The systematic withdrawal of fluids and discharges from a wound, sore, or cavity. **basal d.,** withdrawal of the cerebrospinal fluid from the basal subarachnoid space for the relief of intracranial pressure. **capillary d.,** drainage effected by strands of hair, catgut, spun glass, or other material which acts by capillary attraction. **funnel d.,** drainage by glass funnels inserted into edematous tissues **through d.,** drainage effected by passing a perforated tube through the cavity, so that irrigation may be effected by injecting fluid into one aperture and letting it escape out of another.

dram, drachm (dram) [L. *drach'ma;* Gr. δραχμή]. An apothecaries' weight of 60 grains; also an avoirdupois weight of 27.34 grains.

dramatism (dram'at-izm). Pompous and dramatic speech and behavior in insanity.

drapetomania (drap"et-o-ma'ne-ah) [Gr. δραπέτης runaway + μανία madness]. The insane desire to wander away from home.

drastic (dras'tik) [Gr. δραστικός effective]. 1. Acting powerfully or thoroughly. 2. A violent purgative.

draught (draft). See *draft*.

draw-shave (draw-shāv). A drawing knife with a long handle for removing thin slices of tissue from the interior of a cavity.

draw-sheet (draw-shēt). A sheet so placed on a bed that it can easily be drawn from under a patient lying upon it.

dream-work. The mechanism by which the latent content of a dream is developed into a manifest content.

Drechsel's test (dreks'elz) [Edmund *Drechsel*, Swiss chemist, 1843–1897]. See *tests*.

drench (drensh). A draft of medicine given to an animal by pouring it into its mouth.

drenching (drensh'ing). The giving of a drench.

Drepanidium (drep-an-id'e-um) [Gr. δρεπάνη sickle]. A genus or larval stage of certain protozoa; certain species are entozoan and parasitic, but probably not in man. **D. rano'rum**, a cytozoön of frog's blood, probably parasitic.

dresser (dres'er). A surgical assistant who dresses wounds, etc.

dressing (dres'ing). The application of various materials for protecting a wound; also any material so applied. **air-d.**, open wound treatment. **antiseptic d.**, a dressing of gauze impregnated with an antiseptic solution. **Bavarian d., bran-d.**, a fracture-box filled with bran sometime used for a compound fracture of the leg. **cocoon d.**, a wound dressing consisting of a layer of gauze and collodion. **dry d.**, the application to a wound of dry gauze, absorbent cotton, etc. **Lister's d.**, a covering of a wound with gauze impregnated with carbolic acid. **occlusive d.**, a dressing which completely closes a wound and prevents infection from without. **paraffin d.**, a dressing composed of resorcinol, 1 part, oil of eucalyptus, 2 parts; olive oil, 3 parts; white petrolatum, 12 parts, and paraffin, 82 parts. **protective d.**, a dressing to shield a part from injury or from septic infection. **Scott's d.**, compound mercury ointment **tegmin d.**, a proprietary adhesive dressing: used like collodion. **water-d.**, a dressing kept wet with water.

Dreyer formula, vaccine (dri'er) [Georges *Dreyer*, English physician] See under *formula* and *vaccine*.

drill (dril). An instrument for making holes in hard substances, such as bones or teeth. **dental d.**, an instrument of various forms for use in dentistry.

drip, Murphy. See *Murphy method*, 2d def., under *method*.

drip-sheet (drip-shēt'). A wet sheet from which the water is wrung out and which is then wrapped around a patient standing in a tub of water.

dromedary gait (drom'ed-a-re). See under *gait*.

dromograph (drom'o-graf) [Gr. δρόμος running + γράφειν to record]. A recording hemodromometer.

dromomania (drom-o-ma'ne-ah) [Gr. δρόμος running + μανία madness]. Insane vagabondage; a mania for roaming.

dromotropic (drom-o-trop'ik) [Gr. δρόμος running + τρέπειν to turn]. Affecting the course or conductivity, as of a nerve-fiber.

dromotropism (dro-mot'ro-pizm) [see *dromotropic*]. Interference with the conductivity of a nerve. **negative d.**, diminution of the conductivity of a nerve. **positive d.**, increased conductivity of a nerve.

drop (drop) [L. *gut'ta*]. 1. A minute mass or sphere of liquid as it hangs or falls. 2. A medicine to be taken in drops. 3. A spheric or spheroid solid mass, sometimes medicated; a kind of troche.

ague-d., solution of potassium arsenite. **Bateman's d.**, a tincture of catechu, with opium and camphor: used for coughs. The same name is given to other similar mixtures. **black d.**, vinegar of opium, or acetum opii. **d.-culture.** See *culture*. **d.-finger**, paralysis of one finger, due to the rupture of a tendon. **d.-foot**, a paralysis of the toes and part of the foot: often due to alcoholic neuritis. **d.-hand**, wrist-drop; a hand paralysis due to lead-poisoning. **hanging d.** See under *culture*. **Hoffmann's d's**, Hoffmann's anodyne See under *anodyne*. **d.-jaw**, the paralytic stage of rabies in a dog in which the jaw falls. **d.-phalangette**, a condition in which the terminal phalanx of a finger or toe is permanently flexed. **d. serene.** See *gutta serena*. **d.-shoulder**, depression of one shoulder below the level of the other. **stomach-d's**, a stomachic tincture, an aromatized tincture of gentian and centuary. **Thielemann's d's.** See *Thielemann's mixture*, under *mixture*. **toe-d.**, inability to lift the toes or the anterior portion of the foot. **wrist-d.** See *wrist-drop*. **Wusteney's d.**, an old German febrifuge oil of turpentine 1 fl.oz., phosphorus 4 gr., oil of cloves ½ fl dr.

dropax (dro'pax). Pitch plaster used as a depilatory.

dropping (drop'ing). The limping gait of a horse affected with elbow-disease.

dropsical (drop'sik-al). Affected with or pertaining to dropsy.

dropsy (drop'se) [L. *hy'drops*, from Gr ὕδωρ water]. The abnormal accumulation of serous fluid in the cellular tissue or in a body-cavity. **abdominal d.**, ascites. **acute anemic d.** Same as *epidemic d.* **d. of amnion**, hydramnion. **articular d.**, hydrarthrosis **d. of belly**, ascites. **d. of brain**, hydrocephalus. **cardiac d.**, that which is due to failure of compensation in cardiac disease. **d. of chest**, hydrothorax. **cutaneous d.**, edema. **epidemic d.**, a disease epidemic in India among the natives only, characterized by fever, anemia, diarrhea, paresthesia, and followed by sudden edema. **famine d.** See *war edema*, under *edema*. **d. of head**, hydrocephalus **hepatic d.**, that which is due to disease of the liver **nutritional d.** See *war edema*, under *edema* **ovarian d.**, ovarian cystoma **d. of pericardium.** Same as *hydropericardium* **peritoneal d.**, hydroperitoneum, or ascites **renal d.** 1 Anasarca due to kidney disease. 2. Hydronephrosis. **subchoroid d.**, an accumulation of fluid between the choroid and the retina **subsclerotic d.**, an accumulation of fluid between the choroid and sclerotic coat of the eye **tubal d.**, hydrosalpinx the accumulation of fluid in an oviduct. **uterine d.**, hydrometra. **war d.** See *war edema*, under *edema*. **wet d.**, beriberi

Drosera (dros'e-rah) [Gr. δροσερός dewy]. A genus of plants; sundew. *D. rotundifo'lia* and *D longifo'lia* have been found useful in tuberculosis and whooping-cough. Dose of tincture, 20–40 min. (1.33–2.66 c.c.).

droserin (dros'e-rin). An antiseptic and digestive ferment, not unlike pepsin, from *Drosera* and other insectivorous plants.

Drosophila (dro-sof'il-ah). A genus of flies of the family Muscidæ. **D. melanogas'ter**, a small fly often seen about decaying fruit It has been used extensively in the study of experimental genetics.

Drouot's plaster (droo-ōz') [Théophile *Drouot*, Parisian oculist, born 1803]. See *plaster*.

drug (drug). Any crude medicinal substance. **antagonistic d.**, a drug that tends to neutralize the effect of another. **crude d.**, the whole drug with all its ingredients; an unrefined drug.

drug-addiction. See under *addiction*.

drug-fast. Resistant to the action of drugs: said of bacteria.

drum (drum). The tympanum of the ear. **d.-belly.** See *tympaniles*. **d.-head, d.-membrane,** the membrana tympani.

drumin (dru'min). An alkaloid from *Euphor'bia drummon'dii:* said to be a local anesthetic.

Drummond's sign (drum'unds) [David *Drummond*, English physician of the nineteenth century]. See *sign*.

drumstick bacillus. A term applied to *Clostridium tetani* and *C. putrificum* because of their shape when in spore.

druse (drūz or dru'se) [Ger. "a rock cavity lined with crystals"]. 1. An affection marked by the formation, on the optic papilla, of small, globular, hyaline excrescences (drusen). 2. A lesion not reaching the surface, or opening into an internal cavity or hollow organ 3. Same as *strangles*.

dry-gripes. See *gripe*.

Drysdale's corpuscles (dris'dāl) [Thomas Murray *Drysdale*, American gynecologist, 1831–1904]. See *corpuscle*.

Dt. Abbreviation for *duration tetany*.

D. T. Abbreviation for *distance test*.

D. T. D. Abbreviation for L. *da'tur ta'lis do'sis*, give of such a dose

D. T. N. An abbreviation for *diphtheria toxin normal*.

D. T. P. Abbreviation for *digital tingling on percussion*. See *Tinel's sign*, under *sign*.

dualistic (du-al-is'tik). Twofold.

Duane's test (du-ānz') [Alexander *Duane*, oculist in New York, 1858–1926]. See under *tests*.

dubi (doo'be) The native name on the Gold Coast for frambesia.

Dubini's disease (du-be'nēz) [Angelo *Dubini*, Italian physician of 19th century]. Electric chorea

dubo (du'bo) Pirquet's term for double strength nutrition (lac *du*plex *bo*vinum, double cow's milk).

Dubois's abscess, disease (deb-wahz') [Paul *Dubois*, French obstetrician, 1795–1871]. See *abscess* and *disease*.

DuBois diet (doo-boyz') [Eugene Floyd *DuBois*, American physician, born 1882] See under *diet*.

Duboisia (du-boi'se-ah) A genus of medicinal plants *D. hopwood'ii* yields piturin. *D myoporoi'des*, corkwood elm, a tree of Australia which yields duboisin

duboisin (du-boi'sin). An alkaloid, $C_{17}H_{21}NO_3$, from *Duboi'sia myoporoi'des*, a shrub of Australia. It is identical in composition with hyoscyamin, and is hypnotic, sedative, and mydriatic. **d. sulphate** is given hypodermically in doses of $\frac{1}{100}$–$\frac{1}{50}$ gr. (0.0006–0.001 gm.)

DuBois-Reymond law (de-bwah-ri-mahw') [Emil Heinrich *DuBois-Reymond*, German physiologist, 1818–1896]. See under *law*.

Duchenne's disease (du-shenz') [G. B. A. *Duchenne*, a French neurologist, 1806–1875]. 1. Locomotor ataxia. 2. Pseudohypertrophy of muscles. **D's paralysis,** progressive bulbar paralysis. **D's trocar,** a trocar for procuring minute specimens of deep-seated tissues.

Duchenne-Aran disease, type (de-shen'ar-an') [See *Duchenne* and *Aran*]. See under *disease* and *type*.

Duchenne-Erb paralysis (de-shen'airb) [See *Duchenne* and *Erb*]. See under *paralysis*.

Duchenne-Landouzy type. See *Landouzy type*, under *type*.

duckering (duck'er-ing) [Mr. G. F. *Duckering*, the inventor]. A process for the disinfection of wool and hair against anthrax bacilli.

Duckworth's phenomenon (duk'worths) [Sir Dyce *Duckworth*, physician in London, born 1840]. See *phenomenon*.

Ducrey's bacillus (doo-krāz') [Augusto *Ducrey*, contemporary Italian physician]. See *bacillus*.

duct (dukt) [L. *duc'tus*, from *du'cere* to draw or lead]. A passage with well-defined walls; especially, a tube for the passage of excretions or secretions. **aberrant d.,** any duct that is not usually present or that takes an unusual course or direction; especially, a small coiled tube extending from the lower part of the canal of the epididymis. **aberrant bile-d's,** minute ducts sometimes found in the triangular ligament of the liver. **acoustic d.,** the external meatus of the ear. **adipose d.,** an elongated sac in the cellular tissue filled with fat. **alimentary d.,** the thoracic duct. **alveolar d.,** any one of the infundibula of a bronchiole. **d. of Arantius,** the ductus venosus. **archinephric d.,** the mesonephric duct. **arterial d.,** the ductus arteriosus **auditory d.,** a space in the cochlea, between the membrana tectoria and the membrana cochlearis. **d. of Bartholin,** the longer and larger of the sublingual ducts. **Bellini's d's,** the excretory ducts of the kidneys. **biliary d's,** comprise the *hepatic d*, from the liver to the common bile-duct, the *cystic d*, from the gall-bladder to the common bile-duct, or *duc'tus commu'nis choled'ochus*, which conveys the bile to the duodenum. **Botalli's d.,** the ductus arteriosus. **canalicular d's,** any one of the smaller galactophorous ducts of the breast. **cloacal d.** See *Reichel's cloacal d.* **cochlear d.,** the cochlear canal. **common bile-d.** See under *biliary d's*. **Coschwitz's d.,** a supposed salivary duct forming an arch over the dorsum of the tongue, proved by von Haller to be a vein **cowperian d.,** the efferent duct of Cowper's glands. **d's of Cuvier,** two short venous trunks in the fetus opening into the auricle of the heart; the right one becomes the superior vena cava. **cysthepatic d.,** the hepatocystic duct. **cystic d.,** the excretory duct of the gall-bladder, extending to the ductus communis choledochus. **deferent d.,** the vas deferens. **definite d's,** the straight milk-ducts of a nipple. **efferent d.,** the duct which gives outlet to a glandular secretion **ejaculatory d.,** the canal which passes from the vas deferens and seminal vesicle, conveying the semen to the urethra. **endolymphatic d.,** a tubular process from the sacculus endolymphaticus, through the aqueduct of the vestibule, into the membranous labyrinth of the ear. **excretory d.,** one which gives vent to an excretion **galactophorous d's,** a set of from fifteen to twenty milk-ducts in the lobes of the mammary glands and in the nipples. **gall-d.,** any one of the biliary ducts. **Gärtner's d.,** a straight canal extending from the parovarium through the broad ligament to the vagina. **gasserian d.,** the duct of Muller. **genital d.,** the genital canal. **guttural d.,** the eustachian tube. **hemithoracic d.,** a lymphatic duct which generally is a branch of the thoracic duct, but sometimes goes direct to the junction of the right internal jugular and right subclavian veins. **Hensen's d.** Same as *canal of Hensen*. **hepatic d.,** a duct formed by the union of the right and left hepatic ducts and passing to the common bile-duct. **hepatic d., left,** a branch of the hepatic duct arising in the left lobe of the liver. **hepatic d., middle,** an occasional branch of the hepatic duct arising in the quadrate lobe of the liver. **hepatic d., right,** a branch of the hepatic duct arising in the right lobe of the liver. **hepaticopancreatic d.,** the common bile-duct after its junction with the pancreatic duct. **hepatocystic d.,** a biliary duct which discharges its secretion directly into the gall-bladder. **hermaphrodite d.,** in a true hermaphrodite a duct which represents a vas deferens and an oviduct. **Hoffmann's d.,** the pancreatic duct. **hypophyseal d.,** the duct of the pituitary body. **intralobular biliary d's,** minute branches of the bile-ducts forming a network in and around the liver-cells. **lacrimal d's,** convey the secretion from the lacrimal gland. **lactiferous d's,**

the galactophorous ducts. **Leyden's d.**, the mesonephric duct. **Leydig's d.**, the wolffian duct. **lingual d.**, a depression on the dorsum of the tongue at the apex of the terminal sulcus. **Luschka's d's**, tubular structures in the wall of the gall-bladder. **lymphatic d's**, the two principal lymph-canals of the body—the *right lymphatic d.*, from the right side of the head, arm, and thorax, and the *left* or *thoracic d.* **lymphatic d., left**, the thoracic duct. **lymphatic d., right**, a vessel which receives the lymph from the absorbent vessels of the right side above the liver, and discharges it at the junction of the right subclavian and the internal jugular veins. **mammary d's**, the canalicular and galactophorous ducts. **mesonephric d.**, an embryonic duct which in the male becomes the vas deferens, and in the female becomes nearly obsolete. **metanephric d's**, the ureters. **milk-d's**, the canalicular and galactophorous ducts. **mucous d.**, any duct lined with mucous membrane. **Müller's d's**, two ducts of the embryo which empty into the cloaca, and are developed into uterus, vagina, and oviducts. **nasal d.**, the passage which conveys the tears from the lacrimal sac into the inferior nasal meatus. **nasolacrimal d.**, the nasal duct. **nephric d.**, the duct of the kidney. **omphalomesenteric d., vitelline d.**, connects the alimentary canal and uterine vesicle. **ovarian d.** See *oviduct*. **pancreatic d.**, the excretory duct of the pancreas, going either to the ductus choledochus communis or to the duodenum **pancreatic d., accessory**, the excretory duct of the lesser pancreas. **pancreatic d., minor**, the accessory pancreatic duct. **pancreatic d., supplementary**, the accessory pancreatic duct. **parotid d.**, the duct of Steno. **d. of Pecquet**, the thoracic duct. **pronephric d.**, an early embryonic duct of the pronephron, probably becoming later the atrophied anterior segment of the duct of Muller. **prostatic d's**, the excretory ducts of the prostate gland, twelve to twenty in number. **Rathke's d.**, that part of the duct of Muller which lies between the main part of the latter and the sinus pocularis. **Reichel's cloacal d.**, the cleft between Douglas's septum and the cloaca in the embryo. **renal d.**, a ureter. **d. of Rivinus**, one of the ducts of the sublingual gland. **roriferous d.**, the thoracic duct. **sacculo-utricular d.** See *utriculosaccular d* **salivary d's**, the ducts that convey the saliva they are the parotid or Stenson's duct, the submaxillary or Wharton's duct, and the sublingual ducts (Rivinus' and Bartholin's ducts). **d. of Santorini**, the accessory pancreatic duct. **Schüller's d's**, the ducts of Skene's glands. **secretory d.**, any one of the smaller ducts which are tributary to the excretory ducts of a gland. **segmental d's**, a pair of canals in the embryo, extending from behind the body-cavity to the cloaca. **seminal d's**, conveyors of the semen, including the *vas deferens*, or excretory duct of the testis. *d. of the seminal vesicle* and the *ejaculatory d.* **Skene's d's**, the ducts of Skene's glands. **spermatic d.**, the vas deferens. **d. of Steno, Stenson's d.**, the excretory duct of the parotid gland. **sublingual d's**, the duct of Bartholin and duct of Rivinus. **submaxillary d.** Same as *Wharton's d.* **tear-d.**, the nasal duct; also any one of the seven excretory ducts of the lacrimal gland. **testicular d.**, the vas deferens. **thoracic d.**, the canal which ascends from the receptaculum chyli to the junction of the left subclavian and left internal jugular veins. It acts as a channel for the collection of the lymph from the portions of the body below the diaphragm and from the left side of the body above the diaphragm. **thyroglossal d., thyrolingual d.**, a duct in the embryo extending between the thyroid body and the posterior part of the tongue. Its opening is represented in the adult by the foramen cæcum. **umbilical d.**, a duct extending from the umbilical vesicle to the intestinal cavity of the embryo. **urogenital d.**, the duct of Müller and the wolffian duct. **utriculosaccular d.**, a narrow duct uniting the utriculus and the sacculus of the labyrinth. **vitelline d.**, the omphalomesenteric duct or structure connecting the alimentary canal with the umbilical vesicle in the embryo. **Walther's d's**, the ducts of the accessory sublingual glands. **Wharton's d.**, the excretory duct of the submaxillary gland. **d. of Wirsung**, the pancreatic duct. **wolffian d's**, two ducts of the embryo which connect the wolffian bodies with the cloaca.

ductile (duk'til) [L. *duc'tilis*, from *du'cere* to draw, to lead]. Susceptible of being drawn out, as into a wire.

ductless (dukt'les). Having no excretory duct; as, *ductless* glands.

ductule (dukt'ūl). Any minute duct; also that part or branch of a duct which is nearest the alveolus of a gland.

ductus (duk'tus) [L.]. Any passage or duct, as of a gland. **d. aber'rans.** See *aberrant duct*, under *duct* **d. arterio'sus** [B N A], **d. arterio'sus [botal'li]**, a channel in the fetus from the pulmonary artery to the aorta **d. audito'rius, d. cochlea'ris**, the membranous cochlea, or cochlear canal. **d. bilif'eri** [B N A], the biliary canaliculi. **d. choled'ochus** [B N A] See *biliary ducts*, under *duct* **d. coch'leæ, d. cochlea'ris** [B N A], the lower part of the scala media, containing the organ of Corti. **d. cuvi'eri.** See *ducts of Cuvier* **d. cys'ticus** [B N A], the cystic duct. **d. def'erens** [B N A] Same as *vas deferens*. **d. ejaculato'rius** [B N A], ejaculatory duct **d. endolymphat'icus** [B N A], a canal which connects the membranous labyrinth with the general cerebral lymph-spaces. **d. epididymid'is** [B N A], the canal of the epididymis **d. epoöph'ori longitudina'lis.** Same as *Gärtner's duct*, under *duct* **d. hepat'icus** [B N A], the hepatic duct. **d. incisi'vus** [B N A], the extension of the incisive foramen between the palatine processes into the nose. **d. interlobula'res** [B N A], interlobular ducts. **d. lacrima'lis** [B N A], lacrimal duct. **d. lactif'erus** [B N A], the galactophorous ducts **d. lingua'lis** [B N A], lingual duct. **d. lymphat'icus dex'ter** [B N A], the right lymphatic duct. **d. nasolacrima'lis** [B N A], nasolacrimal duct **d. pancreat'icus accesso'rius [santorini]** [B N A], the accessory pancreatic duct **d. perilymphat'icus** [B N A], a canal which connects the perilymphatic space of the osseous labyrinth with the general cerebral lymph-space. **d. prostat'ici** [B N A], the ducts of the prostate gland **d. reu'niens** [B N A], **d. reu'niens [henseni]**, a small canal leading from the saccule to the membranous labyrinth; the canalis reuniens. **d. utriculosaccula'ris.** See *utriculosaccular duct*, under *duct* **d. veno'sus, d. veno'sus [aran'tii]** [B N A], a fetal blood-vessel connecting the umbilical vein with the postcava

Duddell's membrane (dud'elz) [Benedict *Duddell*, English physician of the eighteenth century]. See *membrane*.

Dudley's operation (dud'lēz) [Emilius Clark *Dudley*, gynecologist in Chicago]. See *operation*.

Dugas's test (du'gahz) [Louis Alexander *Dugas*, American physician, 1806–1884]. See under *tests*.

Duhring's disease (du'rings) [Louis Adolphus *Duhring*, dermatologist in Philadelphia, 1845–1913]. See *Dermatitis herpetiformis*.

Dührssen's operation, tampon, etc. (dehr'senz) [Alfred *Duhrssen*, German gynecologist, born 1862]. See *operation, tampon*, etc.

duipara (du-ip'ah-rah). Same as *secundipara*.

Dukes's disease (dūks) [Clement *Dukes*, English physician, 1845–1925]. See under *disease*.

dulcamara (dul-kam-a'rah) [L. *dul'cis* sweet + *ama'rus* bitter]. Bittersweet, the young branches of *Sola'num dulcama'ra*, possessing narcotic,

diuretic, and diaphoretic properties: used chiefly in skin diseases, as lepra, psoriasis, etc. Dose of powder, 30 gr.–1 dr. (2–3.9 gm.); of fluidextract, 30 min.–1 fl.dr. (2–4 c.c.).

dulcamarin (dul-kam-a'rin). A yellow, amorphous alkaloid, $C_{22}H_{34}O_{10}$, from dulcamara. It has mydriatic properties.

dulcin (dul'sin) [L. *dul'cis* sweet]. Same as *sucrol.*

dulcinol (dul'sin-ol). Mannite to which salt has been added to make it palatable.

dulcite, dulcitol, dulcose (dul'sīt, dul'sit-ol, dul'kōs) [L. *dul'cis* sweet]. A polyhydric alcohol, $CH_2OH(CHOH)_4CH_2OH$, occurring in various plants and prepared by treating either milk-sugar or galactose with sodium amalgam. On oxidation it yields first galactose and later mucic acid.

dull (dul). Not resonant on percussion.

dulness (dul'nes). Diminished resonance on percussion; also a peculiar percussion-sound which lacks the normal resonance. **Grocco's triangular d.** See *Grocco's sign*, under *sign*. **postcardial d.,** dulness on percussion on the back over the site of the heart. **tympanitic d.,** resonance of a dull and diminished quality.

dumb-bells of Schäfer. Microscopic dumb-bell-shaped bodies found in striated muscular tissue.

dumbness (dum'nes) [L. *sur'ditas*]. Muteness, or aphasia.

dumminess (dum'e-nes). A dull, apathetic condition seen in horses after acute inflammation of the brain

dummy (dum'e). In dentistry, a tooth in a bridge to take the place of a missing natural tooth.

Dumontpallier's test (de-maw-pal-yāz') [Alphonse *Dumontpallier*, French physician, 1826–1898] See under *tests.*

Dunbar's serum (dun'barz) [William Phillips *Dunbar*, American physician in Hamburg, Germany, 1863–1922] Pollantin.

Duncan's folds, position, ventricle (dun'kanz) [James Matthews *Duncan*, British gynecologist, 1826–1890] See *fold, position, ventricle*, etc.

Duncan's method (dun'kanz) [Charles H *Duncan*, physician in New York, born 1880]. See under *method*

Dunfermline scale (dun-ferm'lin) [*Dunfermline*, a city in Scotland where the scheme was devised]. See under *scale*

Dunham's solution (dun'amz) [Edward Kellogg *Dunham*, New York pathologist, 1860–1922]. See *solution.*

duodenal (du-o-de'nal). Of, pertaining to, or situated in, the duodenum.

duodenectomy (du-o-de-nek'to-me) [*duodenum* + Gr. ἐκτομή excision]. Excision of the duodenum, total or partial.

duodenitis (du"od-en-i'tis). Inflammation of the duodenum.

duodenocholangitis (du-o-de"no-ko-lan-ji'tis). Inflammation of the duodenum and common bile-duct.

duodenocholecystostomy (du-o-de"no-ko"le-sis-tos'to-me). The operation of forming a communication between the gall-bladder and the duodenum.

duodenocholedochotomy (du-o-de"no-ko"led-o-kot'o-me). Surgical incision of the duodenum and bile-duct.

duodenocystostomy (du-o-de"no-sis-tos'to-me) [*duodenum* + Gr. κύστις bladder + στόμα mouth]. The formation of an opening or communication between the duodenum and the bladder.

duodeno-enterostomy (du-o-de"no-en-ter-os'to-me). The artificial creation of a passage from the duodenum to another part of the small intestine.

duodenohepatic (du"od-e-no-hep-at'ik). Pertaining to the duodenum and the liver.

duodenojejunostomy (du-o-de"no-jej-u-nos'to-me). The operation of making an anastomosis between the duodenum and the jejunum.

duodenopancreatectomy (du-o-de"no-pan-kre-at-ek'to-me). Same as *pancreatoduodenectomy.*

duodenoscopy (du"o-de-nos'ko-pe) [*duodenum* + Gr. σκοπεῖν to view]. Examination of the duodenum by an endoscopic tube.

duodenostomy (du"od-e-nos'to-me) [*duodenum* + Gr. στόμα mouth]. The surgical formation of a permanent orifice into the duodenum.

duodenotomy (du"od-en-ot'o-me) [*duodenum* + Gr. τομή cutting]. Incision of the duodenum.

duodenum (du-o-de'num) [L. *duode'ni* twelve]. The first or proximal portion of the small intestine: so called because about twelve finger-breadths in length.

duoparental (du"o-par-en'tal) [L. *duo* two + *parens* parent]. From two parents or sexual elements.

duotal (du'o-tal). A white crystalline powder, the diguaiacol ester of carbonic acid, $(CH_3O\,C_6H_4O)_2CO$: used in tuberculosis and as an antipyretic and intestinal antiseptic. Dose, 5–8 gr. (0.3–0.5 gm.).

duotonal (du-o-to'nal). A combination of equal parts of calcium and sodium glycerophosphates. Dose, 5–10 gr (0.3–0.6 gm.).

Duplay's bursitis (de-pla-ēz') [Simon *Duplay*, French surgeon, 1836–1924] See *bursitis.*

duplicitas (du-plis'it-as) [L.]. A doubling; a monstrosity in which either the cephalic or pelvic end is doubled. **d. ante'rior,** the doubling of the cephalic portion of a monster-fetus **d. poste'rior,** the doubling of a monster-fetus in the pelvic region.

Dupré's bursitis, disease, syndrome (de-prāz') [Ernest *Dupré*, French physician, 1862–1921]. See *bursitis, disease, syndrome.*

Dupuytren's contraction, splint (de-pwe-trahnz') [Baron Guillaume *Dupuytren*, a celebrated French surgeon, 1777–1835]. See *contraction* and *splint.*

dura, dura mater (du'rah, du'rah ma'ter) [L. "hard mother"]. The outermost, toughest, and most fibrous of the three meninges or membranes of the brain (*cerebral d.*) and spinal cord (*spinal d.*).

dural (du'ral). Pertaining to the dura.

duralumin (dur-al-u'min) [L. *du'rus* hard]. An alloy of aluminum and copper used for surgical appliances.

duramatral (du-rah-ma'tral). Same as *dural.*

Durande's remedy (dir-ahndz') [Jean François *Durande*, French physician, died 1794]. See under *remedy.*

Durante's treatment (doo-ran'tēz) [Francesco *Durante*, contemporary surgeon in Rome] See under *treatment.*

duraplasty (du'rah-plas-te) [*dura mater* + Gr. πλάσσειν to form]. A plastic operation on the dura mater.

Dur. dolor. Abbreviation for L. *duran'te dolo're*, while the pain lasts.

durematoma (du"rem-ah-to'mah). Hematoma of the dura mater.

durene (du'rēn). A colorless compound, tetra-methyl-benzene, $C_6H_2(CH_3)_4$, having a camphor-like odor, found in coal-tar

Durham's tube (dur'hamz) [Arthur Edward *Durham*, English surgeon, 1834–1895]. See *tube.*

duritis (du'ri-tis). Inflammation of the dura mater; pachymeningitis.

duro-arachnitis (du"ro-ar-ak-ni'tis). Inflammation of the dura mater and arachnoid.

durol (du'rol). Tetra-methyl-benzene, $C_6H_2(CH_3)_4$.

duroleum (du-ro'le-um) [L. *du'rus* hard + *o'leum* oil]. A petrolate resembling vaselin.

Duroziez's disease, sign (der-o-ze-āz') [Paul Louis *Duroziez*, French physician, 1826–1897] See under *disease* and *D's murmur*, under *murmur*.

dust (dust). Fine, dry particles of earth or any other substance small enough to be blown by the wind. **blood d.** See *hemokonia*. **chromatin d.**, small red granules, smaller than Howell's bodies, sometimes seen at the periphery of stained erythrocytes

dust-bodies, Müller's. See *hemokonia*.

dusting-powder (dust'ing-pow'der). Any fine powder to be sprinkled upon the skin.

Dutch-liquid, Dutch-oil (dutsh-lik'wid). Ethylene dichlorid.

Dutton's disease (dut'unz) [J. Everett *Dutton*, contemporary English physician]. Trypanosomiasis.

Duttonella (dut-on-el'ah). A genus of trypanosomes

Duval's nucleus (de-valz') [Mathias Marie *Duval*, French anatomist, 1844–1915]. See *nucleus*.

Duverney's gland (de-ver-nāz') [Guichard Joseph *Duverney*, French anatomist, 1648–1730]. See *gland*.

d. v. Abbreviation for *double variations*, a unit for the measurement of sound waves.

dvi-manganese. Same as *masurium*.

D.V.M. Abbreviation for *Doctor of Veterinary Medicine*.

D.V.M.S. Abbreviation for *Doctor of Veterinary Medicine and Surgery*.

D.V.S. Abbreviation for *Doctor of Veterinary Science* or *Doctor of Veterinary Surgery*.

dwarf (dwarf) An abnormally undersized person. **achondroplastic d.**, a dwarf showing short extremities, trunk of normal size, large globular head, stumpy nose, and trident hands. Such dwarfs represent a dwarfed adult condition of the skeleton. **asexual d.**, an adult dwarf with deficient sexual development **ateliotic d.**, a dwarf whose skeleton is infantile in condition with persistent non-union between epiphyses and diaphyses. **deformed d.**, a person who is both abnormally undersized and deformed **infantile d.**, a person with marked retardation of mental and physical development. **micromelic d.**, a dwarf with very small limbs **normal d.**, a person who is merely undersized, but not deformed. **phocomelic d.**, a dwarf in whom the diaphyses of the long bones are abnormally short. **physiologic d.**, a normal dwarf. **primordial d.**, a normal dwarf. **pure d.**, a person of small stature, but well formed **rachitic d.**, a person dwarfed by rickets, having a high forehead with prominent bosses, bent long bones, and Harrison's sulcus. **sexual d.**, a dwarf with normal sexual development.

dwarfishness, dwarfism (dwarf'ish-nes, dwarf'-izm). The state of being a dwarf; underdevelopment of body.

Dy. Chemical symbol for *dysprosium*.

dyad (di'ad). 1. Any element capable of replacing or combining with two hydrogen atoms. 2. A double chromosome.

dyaster (di'as-ter). Amphiaster.

dye (di). A material used for staining or coloring. The dyes used in medicine may be divided into the following classes: 1, **acridin d's**, such as acriflavin and proflavin; 2, **azo d's**, such as scarlet red and dimazon; 3, **fluorescein d's**, fluorescein, flumerin, and mercurochrome; 4, **phenolphthalein d's**; 5, **triphenylmethane** or **rosanalin d's**, such as gentian-violet, crystal violet, methyl-violet, and fuchsin. See *stains, table of*.

dymal (di'mal). Didymium salicylate; a compound used in the form of ointment in burns, ulcers, eczema, pruritus, etc.

dynamic, dynamical (di-nam'ik, di-nam'ik-al) [Gr. *δύναμις* power]. Pertaining to or manifesting force.

dynamics (di-nam'iks). The science of motion and the laws of force.

dynamization (di''nam-iz-a'shun). The hypothetic increase of medicinal effectiveness by dilution and trituration.

dynamo (di'nam-o). A dynamo-electric machine; a machine for converting mechanic force directly into current electricity.

dynamogen (di-nam'o-jen). A proprietary substance resembling hematogen: used in anemia and chlorosis.

dynamogenesis (di''nam-o-jen'es-is) [Gr. *δύναμις* force + *γένεσις* production]. The development of energy or force.

dynamogenic (di''nam-o-jen'ik) [Gr. *δύναμις* power + *γενναῖν* to produce] Producing or favoring the development of power, pertaining to the development of power.

dynamogeny (di-nam-oj'en-e). Dynamogenesis.

dynamograph (di-nam'o-graf) [Gr. *δύναμις* power + *γράφειν* to write]. A self-registering dynamometer

dynamometer (di-nam-om'et-er) [Gr *δύναμις* power + *μέτρον* measure] An instrument for measuring the force of muscular contraction.

dynamoneure (di-nam'o-nūr) [Gr *δύναμις* power + *νεῦρον* nerve]. A spinal neuron which is connected with the muscles.

dynamopathic (di-nam-o-path'ik) [Gr *δύναμις* power + *πάθος* disease]. Affecting function, functional.

dynamoscope (di-nam'o-skōp) [Gr. *δύναμις* power + *σκοπεῖν* to view]. A device for auscultation of the muscles.

dynamoscopy (di-nam-os'ko-pe). The auscultation of muscles.

dyne (din) The cgs unit of force. It is the force which, when acting continuously upon a mass of 1 gram, will impart to it a uniform acceleration of 1 centimeter per second.

dys- [Gr. *δυς-*]. A prefix signifying difficult, painful, bad, etc.

dysacousia, dysacousis, dysacousma (dis-ak-oo'ze-ah, dis-ak-oo'sis, dis-ak-ooz'mah) [Gr *δυς-* ill, bad + *ἄκουσις* hearing]. A condition in which certain sounds produce discomfort.

dysadrenia (dis-ad-re'ne-ah). Disorder of adrenal function.

dysæsthesia (dis-es-the'ze-ah). See *dysesthesia*.

dysalbumose (dis-al'bu-mōs). A variety of albumose characterized by insolubility in water and hydrochloric acid.

dysantigraphia (dis-an-te-gra'fe-ah). Loss of power to copy writing. It is due to a lesion of the association path between the word-seeing center and the word-writing center.

dysaphia (dis-a'fe-ah) [Gr *δυς-* ill + *ἁφή* touch]. Impairment of the sense of touch.

dysarteriotony (dis''ar-te-re-ot'o-ne) [Gr *δυς* bad + *ἀρτερία* artery + *τόνος* tension] Abnormality of blood-pressure

dysarthria (dis-ar'thre-ah) [Gr. *δυς-* ill + *ἄρθρον* articulation]. Imperfect utterance. **d. litera'lis**, stammering. **d. syllaba'ris spasmod'ica**, stuttering.

dysarthric (dis-ar'thrik). Characterized by or pertaining to dysarthria.

dysarthrosis (dis-ar-thro'sis) [Gr. *δυς-* ill + *ἄρθρωσις* joint]. 1. Deformity or malformation of a joint. 2. Dysarthria.

dysbasia (dis-ba'ze-ah) [Gr. *δυς-* difficult + *βάσις* step]. Difficulty in walking, especially that due to nervous lesion. **d. intermit'tens angiosclerot'ica.** See *intermittent claudication*, under *claudication*. **d. lordot'ica progressi'va.** See

dystonia musculorum deformans. **d. neurasthen'ica intermit'tens,** intermittent limping of neurasthenic origin.

dysbolism (dis'bo-lizm) [Gr. δυς- ill + *metabolism*]. A condition of disturbed metabolism not necessarily of a diseased nature.

dysboulia, dysbulia (dis-bu'le-ah) [Gr. δυς- ill + βουλή will]. Abnormal weakness or perversion of the will.

dysboulic, dysbulic (dis-bu'lik). Pertaining to weakness of will.

dyschesia (dis-ke'ze-ah) [Gr. δυς- difficult + χέζειν to go to stool]. Difficult or painful defecation.

dyschiria (dis-ki're-aḥ) [Gr. δυς- badly + χείρ hand]. Derangement of the power to tell which side of the body has been touched. See *achiria, allochiria,* and *synchiria.*

dyscholia (dis-ko'le-ah) [Gr. δυς- ill + χολή bile]. A depraved condition of the bile.

dyschondroplasia (dis"kon-dro-pla'ze-ah). See *achondroplasia* and *chondrodysplasia.*

dyschromatopsia (dis"kro-mat-op'se-ah) [Gr. δυς- ill + χρῶμα color + ὄψις vision] Imperfect discrimination of colors; incomplete color-blindness.

dyschromia (dis-kro'me-ah) [Gr. δυς- ill + χρῶμα color]. Any disorder affecting the pigmentary layer of the skin.

dyscinesia (dis-sin-e'ze-ah). Same as *dyskinesia.*

dyscrasia (dis-kra'ze-ah) [Gr. δυς- evil + κρᾶσις mixture]. Abnormal composition of the blood and humors; a depraved state of the humors. **lymphatic d.** 1. Status lymphaticus. 2. Hodgkin's disease.

dyscrasic (dis-kra'sik) Pertaining to a dyscrasia.

dyscratic (dis-krat'ik). Pertaining to dyscrasia.

dyscrinism (dis-kri'nizm) [Gr δυς bad + κρίνειν to secrete]. Endocrine disorder; perversion of the secretion of any endocrine gland or the state resulting from such perversion

dysdiadochocinesia. Dysdiadokokinesia.

dysdiadokokinesia (dis"di-ah-dok"o-kin-e'se-ah). Derangement of the function of diadokokinesia. See *diadokokinesia.*

dysdiemorrhysis (dis"di-em-or'is-is) [Gr. δυς- difficult + διά through + αἷμα blood + ῥῦσις flow]. Retardation of the capillary circulation.

dysecoia (dis-e-koi'ah). Same as *dysacousia.*

dysembryoplasia (dis-em-bre-o-pla'se-ah) [Gr. δύς- badly + ἔμβρυον embryo + πλασία formation]. Malformation occurring during embryonic life.

dysemia, dysæmia (dis-e'me-ah) [Gr. δυς- bad + αἷμα blood]. Deterioration of the blood.

dysendocrinia (dis-en-do-krin'e-ah). Disendocrisiasis.

dysendocriniasis (dis-en"do-krin-i'as-is). Dysendocrisiasis.

dysendocrinism (dis-en-dok'rin-izm). Dysendocrisiasis.

dysendocrisiasis (dis-en"do-kris-i'as-is) [Gr. δυς- bad + ἔνδον within + κρίνειν separate]. Disorder of the internal secretions.

dysenteric (dis-en ter'ik). Pertaining to or of the nature of dysentery.

dysenteriform (dis-en-ter'if-orm). Resembling dysentery.

dysentery (dis'en-ter-e) [L. *dysente'ria,* from Gr. δυς- difficult + ἔντερον intestine]. A term given to a number of disorders marked by inflammation of the intestines, especially of the colon, and attended by pain in the abdomen, tenesmus, and frequent stools containing blood and mucus. The causative agent may be chemical irritants, bacteria, protozoa, or parasitic worms. There are two specific varieties, the *amebic* and the *bacillary.* **amebic d.,** a form of dysentery caused by *Entamœba histolytica* and known also as *intestinal amebiasis.* **asylum d.,** dysentery occurring in asylums for the insane. **bacillary d.,** an infectious disease caused by *Bacterium dysenteriæ* and marked by intestinal pain, tenesmus, diarrhea with mucus and blood in the stools, and more or less toxemia. It is especially prevalent in tropical countries, but it frequently occurs elsewhere. **balantidial d.,** dysentery caused by *Balantidium coli.* **bilharzial d.,** dysentery caused by the parasitic worm *Bilharzia hæmatobia.* **catarrhal d., chronic d.,** sprue. **chronic d. of cattle,** a chronic form of dysentery in cattle, with emaciation and anemia, finally ending in death. It is caused by the bacillus of Johne. **ciliary d., ciliate d.,** dysentery due to ciliate organisms, such as Balantidium coli. **epidemic d.,** a variety that becomes epidemic and is often very fatal. **flagellate d.,** dysentery due to a flagellate organism, such as *Lamblia intestinalis* or *Trichomonas.* **Flexner's d.** See *bacillary d.* **institutional d.,** bacillary dysentery affecting patients in an institution, especially in hospitals for the insane. **Japanese d.,** bacillary dysentery. **malarial d.,** that which is complicated with intermittent febrile attacks. **malignant d.,** a form in which the symptoms are all very intense and progress rapidly to a fatal ending. **scorbutic d.,** that which is an accompaniment of scurvy. **spirillar d.,** dysentery caused by spirilla in the intestines. **sporadic d.,** dysentery occurring in scattered cases that have apparently no connection.

dyserethesia (dis-er-eth-e'ze-ah) [Gr. δυς- bad + ἐρεθίζειν to irritate]. Impairment of sensibility to stimuli.

dyserethism (dis-er'eth-izm). Dyserethesia.

dysergasia (dis-er-ga'ze-ah) [Gr. δυς- difficult + ἔργον work]. Inability to functionate properly, as exhibited in neurasthenia

dysergia (dis-er'je-ah) [Gr. δυς- difficult + ἔργον work]. Motor incoördination due to defect of efferent nerve impulse.

dysesthesia (dis-es-the'ze-ah) [Gr δυς- difficult + αἰσθάνεσθαι to perceive]. 1. Impairment of any sense, especially of that of touch. 2. A painful and persistent sensation induced by a gentle touch of the skin. **auditory d.** Same as *dysacousia.*

dysfunction (dis-funk'shun) [Gr. δυς- difficult + *function*]. Disordered functioning.

dysgalactia (dis-gal-ak'te-ah) [Gr. δυς- ill + γάλα milk]. Disordered milk secretion

dysgenesia (dis-jen-e'ze-ah) [Gr. δυς- difficult + γεννᾶν to generate]. Impairment of the powers of procreation.

dysgenic (dis-jen'ik). Detrimental to the race or tending to counteract movements for race improvement

dysgenics (dis-jen'iks) [Gr. δυς- ill + γεν- to produce]. The intermarriage of persons of a defective heredity.

dysgenitalism (dis-jen'it-al-izm). The consequences of any abnormality of genital development, as eunuchism.

dysgeusia (dis-gu'ze-ah) [Gr. δυς- ill + γεῦσις taste]. Perversion of the sense of taste.

dysglandular (dis-glan'du-lar). Due to or marked by disordered functioning of glands, particularly the glands of internal secretion.

dysgnosia (dis-gno'se-ah) [Gr. δυς- difficult + γνῶσις knowledge]. Disorder of intellectual function.

dysgonic (dis-gon'ik) [Gr. δυς- poorly + γονή seed]. Seeding badly: said of bacterial cultures that grow poorly.

dysgraphia (dis-gra'fe-ah) [Gr. δυς- ill + γράφειν to write]. Inability to write properly because of ataxia, tremor, or motor neurosis.

dyshematopoiesis (dis-hem"at-o-poi-e'sis). Defective blood-formation.

dyshidria (dis-hid're-ah). Dyshidrosis.

dyshidrosis, dysidrosis (dis-hid-ro'sis) [Gr. δυς- ill + ἵδρωσις a sweating]. 1. Any disorder of the perspiratory apparatus. 2. Pompholyx or cheiropompholyx.

dyshormonism (dis-hor'mōn-izm). Disturbance of the hormone secretions.

dyshydrosis (dis-hid-ro'sis). Dyshidrosis.

dyshypophysia, dishypophysism (dis-hi-po-fiz'e-ah, dis-hi-pof'is-ism). Dyspituitarism.

dysinsulinism (dis-in'su-lin-izm). An abnormal activity of the islands of Langerhans resulting in excessive or deficient secretion of insulin.

dyskinesia (dis-kin-e'ze-ah) [Gr. δυς- ill + κίνησις motion]. Impairment of the power of voluntary movement. **d. al'gera**, a condition in which movement is painful seen in hysteria. **d. intermit'tens**, disability of the limbs, coming on intermittently, and due to impairment of the circulation. **occupational d.** Same as *occupation neurosis*. **uterine d.**, pain in the uterus on movement: a sign of displacement of the uterus.

dyskinetic (dis-kin-et'ik) [See *dyskinesia*]. Marked by derangement of the normal movement.

dyskoimesis (dis-koi-me'sis) [Gr. δυς- difficult + κοιμησις sleeping] Difficulty in getting to sleep.

dyslalia (dis-la'le-ah) [Gr. δυς- ill + λαλεῖν to talk]. Impairment of utterance with abnormality of the external speech-organs (Kussmaul).

dyslexia (dis-leks'e-ah) [Gr. δυς- ill + λέξις diction]. 1. An inability to read understandingly, due to a central lesion. 2. A condition in which reading is possible, but is attended with disagreeable sensations.

dyslochia (dis-lo'ke-ah) [Gr. δυς- ill + λόχια lochia]. Disordered lochial discharge.

dyslogia (dis-lo'je-ah) [Gr. δυς- ill + λόγος understanding] Impairment of the reasoning power; also impairment of the speech, due to mental disorders.

dyslysin (dis-li'sin) [Gr. δυς- ill + λύσις solution]. A resinous substance, $C_{24}H_{36}O_3$, derived from cholalic acid by the loss of two molecules of water.

dysmasesia (dis-mas-e'ze-ah). Dysmasesis

dysmasesis (dis-mas-e'sis) [Gr. δυς- difficult + μασῆσις mastication] Difficult mastication.

dysmegalopsia (dis-meg-al-op'se-ah) [Gr δυς- difficult + μέγας size + ὄψις vision] A disturbance of the visual appreciation of the size of objects, dysmetropsia.

dysmenorrhea (dis"men-or-e'ah) [Gr δυς- difficult + μήν month + ῥεῖν to flow]. Painful and difficult menstruation. **congestive d., plethoric d.**, that which is accompanied by great congestion of the uterus. **inflammatory d.**, that which comes from or is due to inflammation. **mechanical d.**, that which is due to mechanical interference with the flow, as from clots or flexion of the uterus. **membranous d.**, that which is characterized by membranous exfoliations derived from the uterus. **obstructive d.**, that which is due to mechanic obstruction to the discharge of the menstrual fluid. **ovarian d.**, that which is due to ovarian disease. **spasmodic d.**, that form which is due to spasmodic uterine contraction. **tubal d.**, that which is due to narrowness or closure of an oviduct. **uterine d.**, that which arises from a uterine disorder. **vaginal d.**, that which is due to a vaginal disease.

dysmetria (dis-me'tre-ah) [Gr δυς- ill + μέτρον measure]. A condition in which there is improper measuring of distance in muscular acts; disturbance of the power to control the range of movement in muscular action.

dysmetropsia (dis-met-rop'se-ah) [Gr. δυς- badly + μέτρον measure + ὄψις vision]. Defect in the visual appreciation of the measure or size of objects.

dysmimia (dis-mim'e-ah) [Gr. δυς- ill + μιμεῖσθαι to imitate]. Impairment of the power of expressing thought by gestures.

dysmnesia (dis-mnē'se-ah) [Gr. δυς- ill + μνῆσις memory]. Impaired memory.

dysmorphism (dis-mor'fizm) [Gr. δυς- bad + μορφή form]. 1. Allomorphism. 2. Appearing under different forms; for example, some fungi grow so differently under parasitic and under saprophytic conditions that they have been taken for different species.

dysmorphophobia (dis"mor-fo-fo'be-ah) [Gr. δύσμορφος deformed + φόβος fear]. Insane fear of becoming deformed.

dysneuria (dis-nu're-ah) [Gr. δυς- ill + νεῦρον nerve]. Impairment of the nervous power.

Dyso'dius luna'tus. A malodorous bug of South America which bites severely.

dysodontiasis (dis-o-don-ti'as-is) [Gr. δυς- ill + ὀδούς tooth]. Defective, delayed, or difficult dentition.

dysoemia (dis-o-e'me-ah). A medicolegal term for death from obscure causes, traceable to chronic mineral poisoning.

dysontogenesis (dis-on-to-jen'es-is) [Gr. δυς- bad + *ontogenesis*]. Defective development of the organism.

dysopia, dysopsia (dis-o'pe-ah, dis-op'se-ah) [Gr. δυς- ill + ὄψις vision]. Defective vision **d. al'gera**, disturbances of vision due to pains in the eyes and head on looking at objects.

dysorexia (dis-o-rek'se-ah) [Gr. δυς- bad + ὄρεξις appetite]. Impaired or deranged appetite.

dysosmia (dis-oz'me-ah) [Gr. δυς- ill + ὀσμή smell]. Defect or impairment of the sense of smell.

dysosteogenesis (dis-os-te-o-jen'es-is). Defective bone formation, dysostosis

dysostosis (dis-os-to'sis) [Gr. δυς- bad + ὀστέον bone]. Defective ossification; defect in the normal ossification of fetal cartilages. **cleidocranial d.** (Marie), a rare congenital condition in which there is defective ossification of the cranial bones and complete or partial absence of the clavicles, so that the shoulders may be brought together in front.



Cleidocranial dysostosis

dysovarism (dis-o'va-rizm) Disorder of the internal secretion of the ovary.

dysoxidative (dis-oks'id-a-tiv) Due to deficient oxidation.

dysoxidizable (dis-oks'id-i-za-bl) [Gr. δύς- difficult + *oxidizable*]. Not easily oxidizable.

dyspancreatism (dis-pan'kre-at-izm). Disorder of the function of the pancreas

dyspareunia (dis-pah-ru'ne-ah) [Gr. δυσπάρευνος badly mated] Difficult or painful coitus.

dyspepsia (dis-pep'se-ah) [Gr δυς- ill + πέπτειν to digest]. Impairment of the power or function of digestion **acid d.**, a variety associated with excessive acidity of the stomach **appendix d.**, dyspeptic symptoms due to lesion of the appendix vermiformis. **atonic d.**, a form ascribed to a lack of tone in the digestive ogans. **catarrhal d.**, a variety accompanied by gastric inflammation. **chichiko d.**, a condition of farinaceous malnutrition found in badly nourished infants of the poor in Japan which are fed mostly on solutions of polished rice powder. **cholelithic d.**, the sudden dyspeptic attacks characteristic of gall-bladder disturbance **colon d.**, functional disturbance of the large intestine, giving rise to the symptoms of dyspepsia. **fermentative d.**, that characterized by the fermentation of ingested food. **flatulent d.**, that which is associated with the formation of gas in the stomach. **functional d.**, that which is either atonic or of reflex or nervous origin.

gastric d., that which originates within the stomach. **intestinal d.**, that which has its seat in the intestine. **nervous d.**, that due to some disease of the nerves of the stomach. **ovarian d.**, a form of reflex indigestion due to ovarian disease. **reflex d.**, that which is due to reflex influence from some disease of an organ not directly concerned in digestion **salivary d.**, dyspepsia due to defective or deficient saliva.

dyspeptic (dis-pep'tik). Pertaining to or affected with dyspepsia.

dyspeptin (dis-pep'tin). A preparation of the gastric juice of animals (swine) obtained through a gastric fistula.

dyspeptone (dis-pep'tōn). A variety of insoluble peptone.

dysperistalsis (dis"per-is-tal'sis) [Gr. δυς- painful + *peristalsis*]. Painful or abnormal peristalsis.

dyspermasia, dyspermatism, dyspermia (dis-per-ma'ze-ah, dis-per'mat-izm, dis-per'me-ah). Impairment of the semen or of its discharge.

dysphagia (dis-fa'je-ah) [Gr. δυς- ill + φαγεῖν to eat]. Difficulty in swallowing **d. inflammato'ria**, dysphagia due to inflammation of the esophagus. **d. luso'ria**, dysphagia believed to be due to compression of the esophagus by an unusually located right subclavian artery. **d. nervo'sa**, esophagism. **d. paralyt'ica**, dysphagia due to paralysis of the esophageal muscles. **d. spas'tica**, esophagism. **tropical d.** See *entalação* **d. valsalvia'ha**, dysphagia due to subluxation of the major cornu of the hyoid bone.

dysphagy (dis'fa-je). Dysphagia.

dysphasia (dis-fa'ze-ah) [Gr. δυς- ill + φάσις speech] Impairment of speech, consisting in lack of coordination and failure to arrange words in their proper order. It is due to a central lesion.

dysphemia (dis-fe'me-ah) Stammering.

dysphonia (dis-fo'ne-ah) [Gr. δυς- ill + φωνή voice]. Any impairment of voice a difficulty in speaking. **d. clerico'rum**, clergyman's sore throat impairment of voice due to much public speaking **d. pu'berum**, the harsh, irregular utterance of puberty, and of the change of voice in youth. **d. spas'tica**, spasm of the muscles of phonation, seen in public speakers.

dysphoria (dis-fo're-ah) [Gr. δυς- ill + φέρειν to bear]. Disquiet, restlessness; malaise.

dysphrasia (dis-fra'ze-ah) [Gr. δυς- ill + φράσις speech]. Imperfection of utterance due to a central or cerebral defect

dysphrenia (dis-fre'ne-ah) [Gr. δυς- ill + φρήν mind]. Any secondary psychosis as distinguished from an idiopathic brain disease (Kahlbaum).

dysphylaxia (dis-fi-laks'e-ah) [Gr. δυς- bad + φύλαξις watching]. A condition marked by too early waking

dyspinealism (dis-pin'e-al-izm). Deficiency of the secretion of the pineal gland.

dyspituitarism (dis-pit-u'it-ar-izm). A condition due to disordered activity of the pituitary body. Cf. *hyperpituitarism* and *hypopituitarism*.

dysplasia (dis-pla'se-ah) [Gr. δυς- ill + πλάσσειν to form]. Abnormality of development. **cretinoid d.**, the anatomical changes characteristic of cretinism, consisting of retarded ossification, smallness of the internal organs and sexual organs

dyspnea, dyspnœa (disp-ne'ah) [Gr. δυς- ill + πνοή breathing]. Difficult or labored breathing. **cardiac d.**, a form due to cardiac disease. **expiratory d.**, hindrance to the free egress of air from the lungs. **inspiratory d.**, hindrance to the free ingress of air into the lungs. **renal d.**, a form ascribable to some renal disease. **Traube's d.**, dyspnea marked by slow respiratory movements and expansion and collapse of the thorax during inspiration and expiration. It is seen in diabetes mellitus.

dyspneic (disp-ne'ik). Affected with or due to dyspnea.

dyspragia (dis-pra'je-ah) [Gr. δυς- ill + πράγειν to do; to perform]. Painful performance of any function. **d. intermit'tens angiosclerot'ica intestina'lis**, a painful intestinal spasmodic affection, due to derangement of the intestinal blood-supply.

dyspraxia (dis-praks'e-ah) [Gr. δυς- badly + πράσσειν to perform]. Partial loss of ability to perform coordinated movements.

dysprosium (dis-pro'se-um). A rare element, atomic weight 162 5, symbol Dy.

dysproteose (dis-pro'te-ōs). Heteroproteose modified by treatment with water.

dysrhythmia (dis-rith'me-ah). Disturbance of rhythm.

dysspermia (dis-sper'me-ah) [Gr. δυς- ill + σπέρμα seed] See *dyspermasia*.

dyssynergia (dis-sin-er'je-ah) [Gr. δυς- ill + συν together + ἔργον work] Disturbance of muscular coordination **d. cerebella'ris myoclon'ica**, a condition characterized by cerebellar dyssynergia, myoclonus, and epilepsy; called also *Hunt's disease*. **d. cerebella'ris progres'siva**, a condition marked by generalized tremors associated with disturbance of muscle tone and of muscular coordination, due to disorder of cerebellar function.

dyssystole (dis-sis'to-le) [Gr. δυς- ill + *systole*]. Asystole

dystaxia (dis-taks'e-ah) [Gr. δυς- ill + τάξις arrangement] Difficulty in controlling voluntary movements, partial ataxia. **d. ag'itans**, a tremor from irritation of the spinal cord resembling paralysis agitans, but without paralysis (Sanders, 1868).

dysthymia (dis-thim'e-ah) [Gr. δυς- ill + θυμός mind] 1. Mental depression; also, any intellectual anomaly. 2. The condition produced by disordered thymus secretion in childhood.

dysthyreosis (dis"thi-re-o'sis). Imperfect action of the thyroid body.

dysthyroidea (dis-thi-roi'de-ah) Dysthyroidism.

dysthyroidism (dis-thi'roi-dizm). Imperfect development and function of the thyroid gland.

dystithia (dis-tith'e-ah) [Gr δυς- bad + τιθηνία nursing]. Difficulty in breast feeding.

dystocia (dis-to'se-ah) [Gr. δυς- ill + τόκος birth]. Painful or slow delivery or birth. **fetal d.**, that which is due to the shape, size, or position of the fetus. **maternal d.**, that which is due to some deformity on the part of the mother. **placental d.**, difficulty in delivering the placenta

dystonia (dis-to'ne-ah) [Gr δυς- bad + τόνος tone]. Disordered tonicity of any tissue **d. lenticula'ris**, dystonia due to a lesion of the lenticular nucleus. **d. musculo'rum defor'mans** (Oppenheim), a disorder characterized by muscular contractions which produce distortion of the spine and hips The muscles are hypotonic when at rest and hypertonic when in action; the condition occurs chiefly in children. Called also *tortipelvis, Ziehn-Oppenheim disease, dystonia deformans progressiva*, and *dysbasia lordotica progressiva*

dystopia, dystopy (dis-to'pe-ah, dis'to-pe) [Gr. δυς- ill + τόπος place]. Malposition, faulty placement of an organ.

dystopic (dis-top'ik). Misplaced; out of its normal place.

dystrophia, dystrophy (dis-tro'fe-ah, dis'tro-fe) [Gr. δυς- ill + τρέφειν to nourish]. Defective or faulty nutrition **adiposogenital d.** See *Frohlich's syndrome*, under *syndrome*. **hypophyseal d.**, hypopituitarism. **d. hypophysopriva chronica**, the condition produced by partial removal of the hypophysis cerebri and marked by obesity, increased carbohydrate tolerance, hypothermia, hypoplasia of the sex glands, retardation of skeletal growth, and mental dulness. **d. myoton'ica.** See *myotonia atrophica*. **papillary and pigmentary d.** (Darier), acan-

thosis nigricans **progressive muscular d.**, progressive atrophy of the muscles with no discoverable lesion of the spinal cord.

dystrophic (dis-trof'ik). Pertaining to or of the nature of dystrophia.

dystrophodextrin (dis"trof-o-deks'trin) [Gr. δυς- ill + τροφή nutrition + *dextrin*]. A starch-like material said to exist in normal blood.

dystrophoneurosis (dis-trof"o-nu-ro'sis) [Gr. δυς- ill + τροφή nutrition + *neurosis*]. 1. Any nervous disorder due to poor nutrition. 2. Impairment of nutrition which is caused by nervous disorder.

dystrophy (dis'tro-fe). See *dystrophia*.

dystrypsia (dis-trip'se-ah) [Gr. δυς- ill + τρῖψις digestion]. Derangement of the intestinal or pancreatic digestion due to lack of trypsin.

dysuresia (dis-u-re'se-ah). Same as *dysuria*.

dysuria (dis-u're-ah) [Gr. δυς- ill + οὖρον urine]. Painful or difficult urination. **spastic d.**, difficult urination due to spasm of the bladder.

dysuriac (dis-u're-ak). One who is affected with dysuria.

dysuric (dis-u'rik). Pertaining to dysuria.

dysury (dis'u-re). Dysuria.

dyszoöamylia (dis-zo"o-am-i'le-ah) [Gr. δυς- bad + *zooamylon*]. Failure of the liver to store up glucose in the form of glycogen (zooamylon)

E

E. Abbreviation for *emmetropia*, *eye*, and *electromotive force;* also chemical symbol of *erbium*.

e. Abbreviation for electron or for the amount of charge on an electron.

ead. Abbreviation for L. *ea'dem*, the same.

Eales's disease (elz). See under *disease*.

Ea. R. [G. *Entartungs Reaktion*]. Abbreviation for *reaction of degeneration* (R. D)

ear (ēr) [L. *au'ris;* Gr. οὖς]. The organ of hearing. The *external ear* is composed of the *auricle*, or *pinna*, and the *external auditory canal*. The external curved border of the auricle is the *helix*, immediately in front of which is a hollow termed the *fossa of the helix*. In front of this fossa is the *anthelix*, a flattened, semicircular eminence on the cartilage of the external ear, situated before or within the helix, and immediately surrounding the concha posteriorly Above the anthelix is a deep fossa, the *fossa of the anthelix*, which communicates with the *concha*, or large hollow of the auricle. Guarding the canal in front is a tent-like prominence, the *tragus*. Opposite the tragus is the *antitragus*, a conic eminence of the lower posterior portion of the external ear, being part of the anthelix. The lower termination of the auricle is termed the *lobule*. The external auditory canal is about one inch and a fourth in depth, and is closed internally by the *membrana tympani*, or drum-membrane. The latter is composed of three layers—an outer or *dermoid*, a middle or *fibrous*, and an internal or *mucous*, layer. The long process, or handle, of the malleus is inserted in the inner surface. The *middle ear* is the cavity on the inner side of the drum-membrane, containing the ossicles, and communicating with the post-nasal region by means of the eustachian tube. The *internal ear*, or *labyrinth*, is embedded in the petrous portion of the temporal bone, and consists of three *semicircular canals*, communicating by means of the vestibule with the *cochlea*, resembling a minute spiral shell. Within the bony labyrinth is the *membranous labyrinth*, surrounded by the perilymph and containing endolymph. It is a closed sac, with the same form as the bony labyrinth. The cavity of the cochlea is divided by a partition, partly bony (*lam'ina spira'lis*) and partly membranous (*membra'na basila'ris*), into the two spiral canals, the *sca'la vestib'uli* and the *sca'la tym'pani*. The scala vestibuli is divided by the membrane of Reissner into two portions, the lower of which, called the *cochlear duct*, contains the *organ of Corti*. This is made up of a series of rod-like bodies (*Corti's rods, Corti's fibers*, or *acoustic rods*) arranged in a double row, attached by their bases to the basilar membrane, and united by their upper extremities to form the *arches of Corti*, which inclose a triangular space (*Corti's canal* or *tunnel*). In connection with the rods of Corti are several rows of cervical ciliated cells (*Corti's cells*). Stretching above the organ of Corti is a membranous structure called *Corti's membrane*, or *membrana tectoria*. **Aztec e.**, an ear in which the lobule is wanting, the whole ear looking as if it were pushed forward and downward. **Blainville e's,** asymmetry of the two ears. **bleeding e.** See *nambiuvu*. **Cagot e.**, an ear in which the lobule is wanting. **cat's e.**, an ear that is folded over on itself **cauliflower e.**, a crumpled ear following the absorption of effusion after an injury **Darwin's e.**, an ear having an eminence on the edge of the helix. **diabetic e.**, mastoiditis complicating diabetes **external e.**, the pinna and external meatus together. **inner e.**, the labyrinth, comprising the vestibule, cochlea, semicircular canals, and the membranous canal. **insane e.**, hematoma of the ear. **middle e.**, the drum, or tympanum, comprising the *attic* above, and the *atrium* or lower space. **Morel e.**, a deformed ear marked by abnormal development of the helix, anthelix, and scaphoid fossa, so that the folds of the ear seem obliterated, and the ear is smooth, large, and often prominent, with a thin edge. **Stahl e., No. 1,** a deformed ear in which the helix is broad and coalesces with the anthelix; the fossa ovalis and fossa scaphoidea are scarcely to be seen, and the lower portion of the helix is obliterated. **Stahl e., No. 2,** multiplication of the divisions of the crura furcata, so that there are three instead of two crura **tropical e.**, a local infection of the external auditory meatus prevalent in tropical and semitropical countries **Wildermuth's e.**, a deformed ear with prominent anthelix and poorly developed helix.

earache (ēr'āk). See *otalgia*.

ear-bone. See *ossicle*.

ear-drum. The tympanum.

ear-dust. The otoliths.

ear-faint. A form of syncope observed in patients with aural disease.

ear-minded (ēr-min'ded). Remembering chiefly the impressions made on the sense of hearing.

ear-sponge. A sponge on a stick or handle used for washing the ear.

earth (erth). 1. The soil and other pulverulent substances forming the ground. 2. Any amorphous, easily pulverizable mineral. **alkaline e.**, any oxid of a metal of the group to which calcium and magnesium belong. **fullers' e.**, a clay used as a dressing for sores. **infusorial e.**, a silicious earth composed mostly of the frustules and fragments of diatoms. By boiling with dilute hydrochloric acid, washing, and calcining it can be so purified as to be a very pure form of silica, SiO_2 (terra silicea purificata) **silicious e.** See *infusorial e.*

ear-wax. Same as *cerumen*.

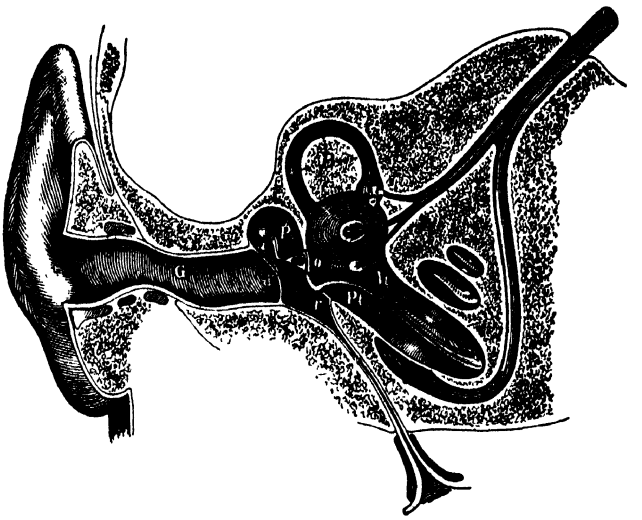

Semidiagrammatic section through the right ear. *G*, external auditory meatus; *T*, membrana tympani; *P*, tympanic cavity; *o*, fenestra ovalis, *r*, fenestra rotunda, *B*, semicircular canal; *S*, cochlea, *Vt*, scala vestibuli; *Pt*, scala tympani.

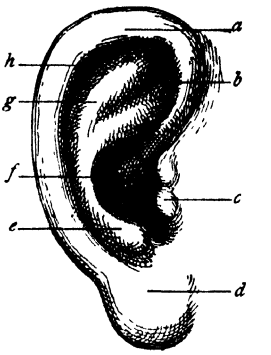

The external ear. *a*, helix; *b*, fossa of anthelix; *c*, tragus, *d*, lobule, *e*, antitragus; *f*, concha, *g*, anthelix, *h*, fossa of helix

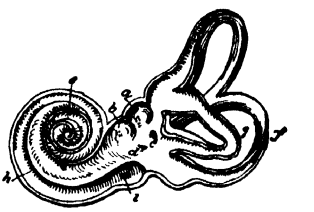

Interior of Left Labyrinth *a*, fovea hemi-elliptica, *b*, fovea hemisphærica, *c*, opening of superior and posterior semicircular canals, *d*, opening of aqueduct of vestibule, *f* and *g*, posterior and external semicircular canal, *h*, spiral tube of cochlea (scala tympani); *i*, opening of aqueduct of cochlea.

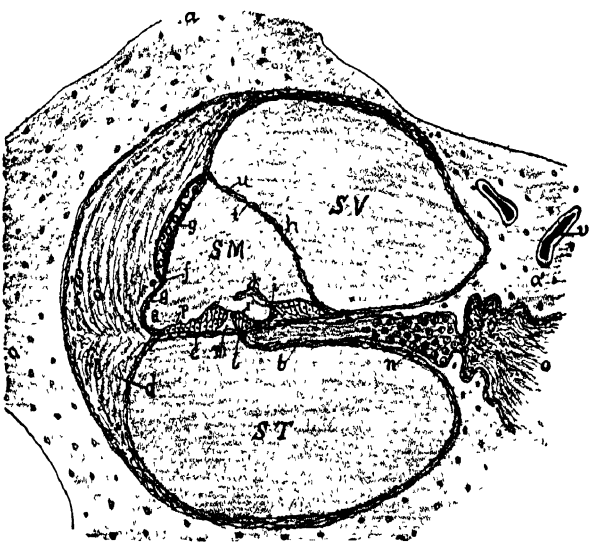

Section of a single turn of the cochlea; *SV*, scala vestibuli; *SM*, scala media; *ST*, scala tympani, *a*, bony tissue; *b*, spiral lamina, *c*, basilar membrane, *d*, spiral ligament, *e*, flat lining cells, *f*, spiral prominence; *g*, stria vascularis, *h*, Reissner's membrane with epithelium (*i*) of cochlear duct and endothelium (*u*) of scala vestibuli, *t*, limbus of spiral lamina, *k*, tectorial membrane, *m*, tunnel of Corti; *r*, *s*, inner and outer hair-cells; *p*, cells of Claudius, *n*, spiral ganglion, *o*, nerves, *v*, blood-vessel.

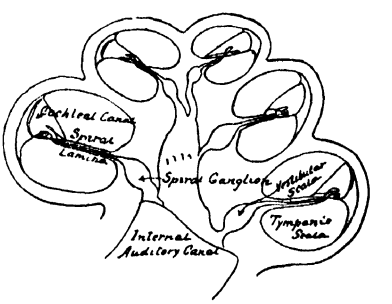

Section of the cochlea showing two and a half windings of its scalæ

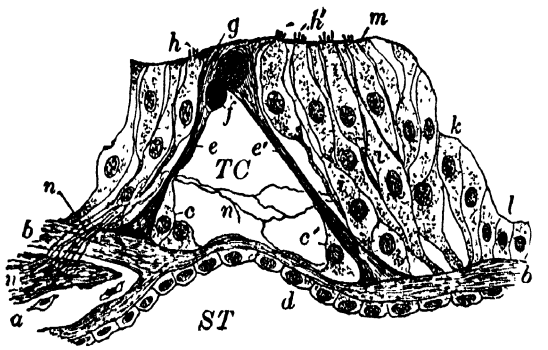

Section of the organ of Corti: *ST*, scala tympani; *TC*, tunnel of Corti, *a*, spiral lamina', *b*, substantia propria of basilar membrane; *c*, *c'*, protoplasmic covering of pillars of Corti; *e*, *e'*, pillars of Corti; *d*, endothelial plates; *f*, heads of pillars of Corti containing oval areas; *h*, *h'*, inner and outer hair-cells; *m*, reticular membrane; *k*, *l*, cells of Hensen and Claudius; *n*, nerve-fibers; *s*, cells of Deiters (Piersol).

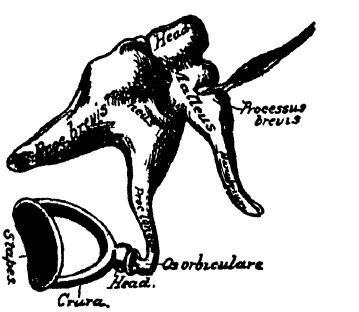

The small bones of the left ear, external view (enlarged) (after Gray).

Easton's syrup (ēs'tonz) [J. E. A. *Easton*, English physician, 1807–1865]. Syrup of iron, quinin, and strychnin phosphates.

Eb. Symbol for *erbium*.

ebb (eb). A gradual decline.

eberthemia, eberthæmia (a-ber-the'me-ah) [*Eberth's* bacillus + Gr. αἷμα blood]. Typhemia.

eberthian (a-ber'the-an). Pertaining to or caused by Eberth's bacillus, the bacillus of typhoid fever.

Eberth's bacillus, lines, etc. (ā'berts) [Karl Joseph *Eberth*, pathologist in Halle, 1835–1926]. See *bacillus, line,* etc.

Eberthella (e-ber-thel'ah) [See *Eberth.*] A genus of the Bacteriaceæ found in the intestinal canal of man in enteric inflammation **E. dysente'riæ.** Same as *Bacterium dysenteriæ Shigæ.* **E. paradysente'riæ.** Same as *Bacterium dysenteriæ Flexner.* **E. ty'phi.** Same as *Bacterium typhosum.*

Eber'thus typho'sus. Eberth's bacillus, *Bacterium typhosum*

Ebner's glands (eb'nerz) [Victor *Ebner*, histologist in Vienna, born 1842] See *gland.*

ebonation (e-bo-na'shun) [L. *e* out + *bone*]. The removal of fragments of bone after injury.

ébranlement (a-brahnl-maw') [Fr.]. Removal of a polypus by revolving the tumor on its base.

ebriecation (e-bri-e-ka'shun) [L. *ebri'etas* drunkenness]. Mental derangement due to alcoholic excess

ebrietas (e-bri'et-as) [L.]. Drunkenness; alcoholic intoxication.

ebriety (e-bri'et-e). Drunkenness.

Ebstein's disease, etc. (eb'stīnz) [Wilhelm *Ebstein*, physician in Gottingen, 1836–1912]. See under *disease,* etc.

ebullition (eb-ul-ish'un) [L. *ebulli're* to boil]. 1. The process or condition of boiling. 2. The motion of a boiling liquid.

e'bur den'tis [L.] The dentin.

eburnation (e-bur-na'shun) [L. *e'bur* ivory]. The conversion of bone into an ivory-like mass.

eburneous (e-bur'ne-us). Resembling ivory.

eburnitis (e-bur-ni'tis) [L. *ebur'nus* of ivory + *-itis*]. Increased hardness and density of the tooth-enamel.

E-C method or **mixture.** See *mixture.*

écarteur (a-kar-ter'). An instrument for holding structures apart; a retractor.

ecatantalum (ek-at-an'tal-um). Protoactinium.

ecaudate (e-kaw'dāt) [L. *e* without + *cau'da* tail]. Without a tail.

Ecballium (ek-bal'e-um) [Gr. ἐκβάλλειν to cast out]. A genus of cucurbitaceous plants. *E. elate'rium* affords the drug elaterium.

ecbolic (ek-bol'ik) [Gr ἐκβολικός throwing out]. 1. Accelerating or causing parturition. 2. An agent which accelerates labor.

ecbolin (ek'bo-lin). An alkaloid from ergot.

eccain, eccaine (ek-a'in). An alkaloid of the cocain series, said to be more active than cocain as a local anesthetic, besides being non-toxic.

eccentric (ek-sen'trik). 1. Situated or occurring away from a center. 2. Proceeding from a center.

eccentropiesis (ek-sen"tro-pi-e'sis) [Gr. ἔκκεντρος from the center + πίεσις pressure]. Pressure from within outward.

eccephalosis (ek-sef-al-o'sis) [Gr. ἐκ out + κεφαλή head]. Removal of the brain of the fetus to aid delivery.

ecchondroma, ecchondrosis (ek-on-dro'mah, ek-on-dro'sis) [Gr ἐκ out + χόνδρος cartilage]. A cartilaginous tumor growing from a cartilage.

ecchondrotome (ek-on'dro-tōm) [Gr. ἐκ out + χόνδρος cartilage + τομή cut]. A knife for excising cartilaginous tissue.

ecchordo'sis physaliph'ora. Jelly-like notochordal projections from the middle of the clivus blumenbachii into the interior of the cranium.

ecchymoma (ek-im-o'mah). A swelling due to a bruise and formed by subcutaneous extravasation of blood.

ecchymosed (ek'im-ōzd). Characterized by ecchymosis.

ecchymosis (ek-im-o'sis), pl. *ecchymo'ses* [Gr. ἐκ out + χύμος juice]. An extravasation of blood; also a discoloration of the skin caused by the extravasation of blood. **Bayard's e.** Same as *Roederer's e's.* **cadaveric e's,** stains on the body after death, resembling the effects of bruises. They are seen on the more dependent portions of the body. **Roederer's e's,** small capillary hemorrhages seen in the pleura and pericardium of infants who have attempted prematurely to breathe in utero.

ecchymotic (ek-im-ot'ik). Pertaining to or of the nature of an ecchymosis.

eccoprotic (ek-op-rot'ik) [Gr. ἐκ out + κόπρος dung] Cathartic.

eccrinology (ek-rin-ol'o-je) [Gr. ἐκκρίνειν to secrete + λόγος treatise]. The study or science of secretions and excretions.

eccrisiology (ek-ris-e-ol'o-je). Same as *eccrinology.*

eccrisis (ek'ris-is) [Gr. ἐκ out + κρίσις separation]. The excretion or expulsion of waste-products.

eccritic (ek-rit'ik) [Gr. ἐκκριτικός]. 1. Promoting excretion. 2. A drug that promotes excretion.

eccyesis (ek-si-e'sis) [Gr. ἐκ out + κύησις pregnancy] Extra-uterine fetation.

ecdemic (ek-dem'ik) [Gr. ἔκδημος away from home]. Not endemic; applied to a disease originating in a cause away from the place where it occurs.

ecdemomania (ek"de-mo-ma'ne-ah) [Gr. ἔκδημος abroad + μανία madness]. An insane desire to wander away from home.

ecdemonosus (ek-de-mon'o-sus) [Gr. ἔκδημος from home + νόσος illness]. Same as *ecdemomania.*

ecderon (ek'der-on) [Gr. ἐκ out + δέρος skin]. The outer layer of the skin and the mucous membrane.

ecdysis (ek'dis-is) [Gr. ἐκδύειν to put off]. Desquamation or sloughing.

ecg. Abbreviation for *electrocardiogram.*

ecgonin (ek'go-nin). The final basic product obtained in the hydrolysis of cocain and several related alkaloids. It is $CHOH.C_6H_9(COOH)N\,CH_3$.

echidnase (e-kid'nās) [Gr. ἔχιδνα viper]. A phlogogenic ferment found in the venom of vipers.

echidnin (e-kid'nin) [Gr. ἔχιδνα viper]. Serpent-poison, or a nitrogenous poisonous principle from serpent poison.

Echidnoph'aga gallina'cea. The sticktight flea of the family Sarcopsyllidæ. It collects in dense masses on the heads of chickens, in the ears of other animals, and on man

echidnotoxin (e-kid-no-tok'sin). A poisonous principle existing in the venom of vipers.

echidnovaccine (e-kid-no-vak'sēn) [Gr. ἔχιδνα viper + *vaccine*]. Viper venom that has been deprived of its poisonous power by heating. It is used as a vaccine against venom.

Echinacea (ek-in-a'se-ah) [Gr. ἐχῖνος hedgehog]. A genus of composite plants. *E. angustifo'lia* and *E. purpu'rea* have tonic properties.

echinate (ek'in-āt). Same as *echinulate.*

Echinochas'mus perfolea'tus. A trematode worm parasitic in the human intestine in Japan.

echinochrome (ek-in'o-krōm). The red coloring-matter of echinoderms

echinococcosis (ek-in"o-kok-o'sis). Infection with echinococci.

echinococcotomy (ek"in-o-kok-kot'o-me) [*echinococcus* + Gr. τομή cut]. Excision or evacuation of an echinococcus cyst.

Echinococcus (ek-in-o-kok'us) [Gr. ἐχῖνος hedgehog + κόκκος berry]. A small tapeworm, *Tænia echinococcus*, found in the adult form in dogs, wolves, and jackals. The cysticercus stage is found in man, sheep, cattle, and swine in hydatid cysts. **e. alveola'ris.** Same as *e. multilocularis*. **e. cys'ticus,** echinococcus disease of the liver forming a single cyst. **e. granulo'sus,** the form of Tænia echinococcus which produces the usual vesicular form of cyst. **e. hydatido'sus,** a form of echinococcus marked by the presence of daughter-cysts. **e. multiocula'ris,** the form of Tænia echinococcus which produces a cyst made up of a great mass of separate vesicles varying in size from a pinhead to a pea. These may infiltrate the surrounding tissues and become neoplastic or ulcerative. **e. unilocula'ris.** Same as *e. cysticus*.



Echinococcus multilocularis (Luschka).

echinoderm (e-kin'o-derm). One of the Echinodermata.

Echinodermata (e-ki-no-der-mat'ah). A division of the animal kingdom, including star-fishes, sea-eggs, etc.

echinophthalmia (e-kin-of-thal'me-ah) [Gr ἐχῖνος hedgehog + *ophthalmia*]. Inflammation of the eyelids marked by projection of the lashes.

Echinorhynchus (e-kin-o-ring'kus) [Gr. ἐχῖνος hedgehog + ῥύγχος beak]. A genus of parasitic worms occasionally found in man. **E. gi'gas.** See *Gigantorhynchus gigas*. **E. hom'inis,** a species once found in a boy. **E. monilifor'mis** is parasitic in rats and mice.

echinosis (ek-in-o'sis) [Gr. ἐχῖνος hedgehog]. Irregularity in the form of an erythrocyte, in which it has a spiny appearance. Cf *crenation*.

Echinostoma (ek-in-o-sto'mah) A genus of parasitic flukes. *E. echina'tum* is found in the intestines of ducks and geese and occasionally in man in the Philippine Islands *E. ilocа'num* has been found in the feces of natives of Luzon, Philippine Islands *E. malaya'num* has been found in the natives of Singapore and the Malay States

echinulate (e-kin'u-lāt) [L. *echi'nus* hedgehog]. Having small prickles or spines, applied in bacteriology to cultures showing toothed or pointed outgrowths.

echitamin (ek-it'am-in). Ditain.

echitenin (ek-it'en-in). A brown amorphous alkaloid, $C_{20}H_{27}NO_4$, from the bark of *Alstonia constricta*.

echitone (ek'it-ōn). A preparation of echinacea, iris, and viola used in eczema.

echo, amphoric (ek'o). The amphoric voice when it follows the oral voice at an appreciable interval. **metallic e.,** a peculiar ringing sound sometimes heard with the heart-sounds in pneumopericardium and pneumothorax.

echo-acousia (ek"o-ak-oo'ze-ah) [Gr. ἠχώ echo + ἀκουσία hearing]. The subjective experience of hearing echoes after normally heard sounds.

echographia (ek-o-gra'fe-ah) [Gr. ἠχώ echo + γράφειν to write]. An aphasic condition in which the patient can copy writing, but cannot write to express ideas.

echokinesis (ek"o-kin-e'sis) [Gr. ἠχώ echo + κίνησις motion]. The spasmodic and involuntary imitation of movements seen.

echolalia (ek-o-la'le-ah) [Gr. ἠχώ echo + λαλιά speech, babble]. The meaningless repetition by a patient of words addressed to him.

echolalus (ek-o-la'lus), pl. *echola'li*. A person who in a hypnotized state repeats meaninglessly the words he hears.

echomatism (ek-o'mat-izm) [Gr. ἠχώ echo]. The purposeless imitation of an act.

echomimia (ek-o-mim'e-ah). Imitation of the movements of others.

echomotism (ek-o-mo'tizm) [Gr. ἠχώ echo]. Imitation of movements.

echopathy (ek-op'ath-e) [Gr. ἠχώ echo + πάθος disease]. A nervous disease marked by the senseless repetition of words or actions.

echophony (ek-of'o-ne) [Gr. ἠχώ echo + φωνή voice] An echo-like sound heard immediately after a vocal sound on auscultation of the chest.

echophotony (ek-o-fot'o-ne) [Gr. ἠχώ echo + φῶς light + τόνος tone]. The association of certain colors with certain sounds.

echophrasia (ek-o-fra'se-ah). Same as *echolalia*.

echopraxia (ek-o-prak'se-ah). Echopraxis.

echopraxis (ek-o-prak'sis) [Gr. ἠχώ echo + πράσσειν to perform]. The meaningless and purposeless repetition on the part of an insane patient, of motions which have been started by the examining physicians

echo-speech (ek'o-spēch). Same as *echolalia*.

echtisia (ek-tis'e-ah). A proprietary antiseptic and alterative preparation of Echinacea, Baptisia, Thuja, and Phytolacca.

echugin (ek'u-jin). A poisonous glucosid, $C_5H_8O_2$, from the African shrub, *Adenium boehmia'num*.

eciomania (ek"e-o-ma'ne-ah). See *ecomania*.

Eck's fistula (eks) [Gottlieb Wilhelm *Eck*, Prussian physician, 1795–1848]. See *fistula*.

Ecker's convolution, fissure (ek'erz) [Alexander *Ecker*, German anatomist, 1816–1887]. See *convolution, fissure*

eclabium (ek-la'be-um) [Gr. ἐκ out + L. *la'bium* lip]. Eversion of the lips or of a lip.

eclampsia (ek-lamp'se-ah) [Gr. ἐκ out + λάμπειν to flash]. A sudden attack of convulsions, especially one of a peripheral origin **infantile e.,** eclampsia of reflex origin, as from teething, worms, rickets, fever, or diarrhea, or from temporary cerebral congestion **e. nu'tans,** nodding spasm, or salaam convulsion. See *convulsion* **puerperal e.,** occurs at or near the end of pregnancy, and is often uremic. **e. ro'tans,** gyrospasm. **uremic e.,** eclampsia caused by uremia due to suppression of the urine.

eclampsism (ek-lamp'sizm). Bar's term for puerperal eclampsia without convulsive seizures, but with other signs of blood intoxication.

eclamptic (ek-lamp'tik). Pertaining to or of the nature of eclampsia.

eclamptism (ek-lamp'tizm). The condition due to the autointoxication incident to pregnancy, and marked by headache, visual impairment, and sometimes by convulsions.

eclamptogenic, eclamptogenetic, eclamptogenous (ek-lamp-to-jen'ik, ek-lamp-to-jen-et'ik, ek-lamp-toj'en-us). Causing convulsions.

Eclec. Abbreviation for *eclectic*.

eclectic (ek-lek'tik) [Gr. ἐκλεκτικός selecting]. Designating a sect or school which professes to select what is best from all other systems of medicine. See *eclecticism*.

eclecticism (ek-lek'tis-izm) [Gr. ἐκ out + λέγειν to select]. A system of medicine which treats diseases by the application of single remedies to known pathologic conditions, without reference to nosology, special attention being given to developing indigenous plant remedies.

eclysis (ek'lis-is). Mild syncope.

ecmnesia (ek-mne'ze-ah) [Gr. ἐκ out of + μνῆσις memory]. Forgetfulness of recent events with normal memory for more remote ones.

ecochleation (e-kok-le-a'shun). 1. Excision of the cochlea. 2. Enucleation.

ecoid (e'koid). The colorless framework of a red blood-corpuscle.

ecology, œcology (e-kol'o-je) [Gr. *οἶκος* house + *λόγος* treatise]. The science of organisms as affected by the factors of their environment; the study of the environment and life-history of organisms.

ecomania (e-ko-ma'ne-ah) [Gr. *οἶκος* house + *μανία* madness]. Mental disorder marked by unhappiness and bad temper on the part of the patient in his domestic relations.

Economo's disease (a-kon'o-mōz). Encephalitis lethargica.

ecoparasite (e-ko-par'as-īt). Same as *ecosite*.

ecophobia (e-ko-fo'be-ah). Oikophobia.

ecophony (ek-of'o-ne). Same as *echophony*.

ecosite (e'ko-sīt) [Gr. *οἶκος* house + *σῖτος* food]. A stationary parasite to which the host is immune.

écouvillon (a-koo-ve-yon') [Fr.]. A stiff brush or swab used in removing débris from the uterus or for swabbing out cavities and sores.

écouvillonage (a-koo-ve-yon-nahzh') [Fr.]. The scrubbing of a cavity or a sore.

ecphyadectomy (ek"fi-ad-ek'to-me) [Gr. *ἐκφυάς* appendix + *ἐκτομή* excision]. Excision of the vermiform appendix.

ecphyaditis (ek"fi-ad-ī'tis) [Gr. *ἐκφυάς* appendix]. Inflammation of the vermiform appendix.

ecphylactic (ek-fi-lak'tik). Pertaining to or marked by ecphylaxis.

ecphylaxis (ek-fi-lak'sis) [Gr. *ἐκ* out of + *φύλαξις* protection]. A condition of impotency of the antibodies or phylactic agents in the blood.

ecphyma (ek-fi'mah), pl. *ecphy'mata* [Gr. *ἐκ* out + *φῦμα* growth]. An outgrowth or protuberance. **e. glob'ulus**, a contagious disease of Ireland, characterized by the formation on the skin of tubercles which soften, forming red swellings

écrasement (a-krahz-maw') [Fr.]. Removal by means of the écraseur.

écraseur (a-krah-zer') [Fr. "crusher"]. An instrument containing a chain or cord to be looped about a part and then tightened so as to divide the inclosed part.

ecsolent (ek'so-lent). The name of certain proprietary preparations for treatment of eczema and other skin eruptions.

ecsomatics (ek-so-mat'iks) [Gr. *ἐκ* out + *σῶμα* body]. The study by laboratory methods of the materials removed from the body.

ecstasy (ek'stas-e) [Gr. *ἔκστασις*]. A kind of trance or state of fixed contemplation with mental exaltation, partial abeyance of most of the functions, and rapt expression of countenance.

ecstatic (ek-stat'ik). Pertaining to or characterized by ecstasy.

ecstrophy (ek'stro-fē) [Gr. *ἐκστροφή* a turning out]. The turning inside out of a part, as the bladder or uterus. Same as *exstrophy*.

ectacolia, ectacoly (ek-ta-ko'le-ah, ek-tak'o-le). Ectasia of a portion of the colon.

ectad (ek'tad) [Gr. *ἐκτός* without]. Outward; the reverse of inward.

ectal (ek'tal) [Gr. *ἐκτός* without]. Superficial or external.

ectasia, ectasis (ek-ta'ze-ah, ek'tas-is) [Gr. *ἐκ* out + *τείνειν* to stretch]. Dilatation, expansion, or distention. **alveolar e.**, alveolar emphysema. See *emphysema*, 2d def. **diffuse arterial e.**, cirsoid aneurysm. **hypostatic e.**, dilatation of a blood-vessel from the effect of gravity on the blood. **e. i'ridis**, a condition in which the iris is displaced, causing smallness of the pupil. **papillary e.**, a circumscribed dilatation of the capillaries, forming a red spot on the skin.

ectasin (ek'tas-in) [Gr. *ἐκ* out + *τείνειν* to stretch]. A substance derivable from tuberculin and having the properties of a vasomotor dilator.

ectasy (ek'ta-se). Same as *ectasia*.

ectatic (ek-tat'ik). Distended or stretched; distensible.

ectental (ek-ten'tal) [Gr. *ἐκτός* without + *ἐντός* within]. Pertaining to the ectoderm and entoderm.

ecterograph (ek'ter-o-graf) [Gr. *ἐκτός* outside + *γράφειν* to write]. An apparatus for recording graphically the movements of the intestines.

ectethmoids (ek-teth'moidz) [Gr. *ἐκτός* without + *ethmoid*]. The lateral masses of the ethmoids.

ecthol (ek'thol) A remedy for erysipelas, prepared from *Echina'cea angustifo'lia* and *Thu'ja occidenta'lis*. Dose, 1 dr. (3 9 c.c.).

ecthyma (ek thi'mah) [Gr. *ἐκ* out + *θύειν* to rush]. A pustular eruption, usually seated on a hardened base, and encircled by an inflammatory area. The pustules discharge, leaving spots of pigmented cicatrization. It is often the result of filth, hunger, and parasites **e. gangræno'sum**, dermatitis gangrænosa infantum **e. syphilit'icum**, an ecthymiform eruption in tertiary syphilis. **tropical e.**, dermatitis cupoliformis

ecthymatiform, ecthymiform (ek-thim-at'iform, ek-thi'mif-orm). Resembling ecthyma.

ecthyreosis (ek-thi-re-o'sis) [Gr. *ἐκ* out + *thyroid*]. Absence of the thyroid gland or loss of the function of the gland.

ectiris (ek-ti'ris) [Gr. *ἐκτός* without + *iris*]. The external layer of the iris.

ecto- [Gr. *ἐκτός* without]. A prefix denoting situated on, without, or on the outside.

ecto-antigen (ek-to-an'te-jen). An antigen which seems to be loosely attached to the outside of bacteria so that it can be readily removed by shaking them in physiological salt solution. Cf *immunogen*.

ectoblast (ek'to-blast) [Gr. *ἐκτός* out + *βλαστός* germ]. 1. The ectoderm or epiblast 2. Any external membrane, a cell-wall.

ectocardia (ek-to-kar'de-ah) [Gr *ἐκτός* out + *καρδία* heart]. Displacement of the heart.

ectochoroidea (ek"to-ko-roid'e-ah) [Gr *ἐκτός* outer + *χοριο ιδής* choroid]. The outer layer of the choroid coat of the eye

ectocinerea (ek"to-sin-e're-ah) [Gr *ἐκτός* outer + *cinerea*] The cortical gray matter of the brain.

ectocinereal (ek"to-sin-e're-al). Relating to the ectocinerea.

ectocolon (ek-to-ko'lon) [Gr *ἔκτασις* dilatation + *κόλον* colon]. Dilatation of the colon

ectocolostomy (ek-to-ko-los'to-me) [Gr. *ἐκτός* outside + *colostomy*]. The surgical formation of an opening into the colon through the abdominal wall.

ectocondyle (ek-to-kon'dīl). The external condyle of a bone

ectocornea (ek-to-kor'ne-ah) [Gr *ἐκτός* outer + *cornea*]. The outer layer of the cornea

ectocuneiform (ek-to-ku'ne-if-orm) [Gr *ἐκτός* outer + *cuneiform*]. The outer cuneiform bone.

ectocytic (ek-to-si'tik) [Gr. *ἐκτός* outside + *κύτος* cell]. Outside the cell.

ectodactylism (ek-to-dak'til-izm) [Gr. *ἐκτός* without + *δάκτυλος* finger]. Absence of a digit or digits.

ectoderm (ek'to-derm) [Gr. *ἐκ* out + *δέρμα* skin]. The epiblast or outer layer of the primitive (two-layered) embryo; from it develop the epidermis and the neural tube. See *epiblast*. **blastodermic e., primitive e.** See *Rauber's layer*, under *layer*.

ectodermal (ek-to-der'mal) [Gr. *ἐκτός* outside + *δέρμα* skin]. Pertaining to or derived from the ectoderm.

ectodermic (ek-to-der'mik). Ectodermal.

ectodermoidal (ek"to-der-moid'al). Of the nature of or resembling the ectoderm.

ecto-entad (ek-to-en'tad). From without inward.

ecto-enzyme (ek-to-en'zīm). An enzyme which is secreted from a cell into the surrounding medium; an extracellular enzyme. Cf. *endo-enzyme*.

ectogenic, ectogenous (ek-to-jen'ik, ek-toj'en-us) [Gr. ἐκτός outer + γεννᾶν to produce]. Developed outside the organism.

ectoglia (ek-tog'le-ah) [Gr. ἐκτός without + γλία glue]. The thin external layer of the early medullary tube of the embryo.

ectoglobular (ek-to-glob'u-lar) [Gr. ἐκτός outer + *globule*]. Formed outside the blood-globules.

ectogluteus, ectoglutæus (ek"to-glu-te'us). The gluteus maximus muscle.

ectokelostomy (ek"to-ke-los'to-me) [Gr. ἐκτός without + κήλη hernia + στόμα mouth]. Operation of displacing a hernial sac through the abdominal wall and keeping it open with drainage, followed by operation for radical cure.

ectoloph (ek'to-lof). The external ridge on an upper molar tooth of the horse.

ectomere (ek'to-mĕr) [Gr. ἐκτός outer + μέρος part]. Any one of the blastomeres which share in the formation of the ectoderm.

ectomesoblast (ek-to-mes'o-blast). The layer of cells which has not yet become differentiated into ectoblast and mesoblast.

ectonuclear (ek-to-nu'kle-ar). Outside the nucleus of a cell.

ectopagus (ek-top'a-gus) [Gr. ἐκτός without + πάγος union] A twin monster-fetus laterally united by the chest-walls.

ectoparasite (ek-to-par'as-īt) [Gr. ἐκτός outer + *parasite*]. A parasite which lives on the outside of the body.

ectopectoralis (ek"to-pek-to-ra'lis). The pectoralis major muscle

ectoperitoneal (ek"to-per-it-o-ne'al). Relating to the external or abdominal surface of the peritoneum.

ectoperitonitis (ek"to-per-it-o-ni'tis) [Gr. ἐκτός outer + *peritonitis*]. Inflammation of the external or attached side of the peritoneum.

ectophylaxination (ek"to-fi-laks-in-a'shun). The process of rendering immune by the transference to the animal of a prophylactic substance which has been developed in some other animal.

ectophyte (ek'to-fīt) [Gr ἐκτός outward + φυτόν plant] An external vegetable parasite.

ectopia, ectopy (ek-to'pe-ah, ek'to-pe) [Gr. ἔκτοπος displaced] Displacement or malposition, especially if congenital. **e. cor'dis,** displacement of the heart outside the thoracic cavity. **e. len'tis,** displacement of the crystalline lens of the eye. **e. vesi'cæ,** exstrophy of the bladder.

ectopic (ek-top'ik). Out of the normal place.

ectoplasm (ek'to-plazm) [Gr. ἐκτός without + πλάσμα a thing formed] The outer, stiffer portion or region of the cytoplasm of a cell which may be differentiated in texture from the inner portion or endoplasm. Called also *exoplasm, ectoplast,* and *plasma membrane*.

ectoplasmatic (ek"to-plaz-mat'ik). Pertaining to ectoplasm; outside of the cell plasma.

ectoplast (ek'to-plast). See *ectoplasm*.

ectoplastic (ek-to-plas'tik) [Gr. ἐκτός outside + πλάσσειν to shape]. Having a formative power on the surface, as, *ectoplastic* cells. See *cell*.

ectopotomy (ek-to-pot'o-me) [Gr. ἔκτοπος out of place + τομή cut]. Excision of the fetus in extrauterine pregnancy.

ectopterygoid (ek-to-ter'ig-oid). The external pterygoid muscle.

ectoretina (ek-to-ret'in-ah) [Gr. ἐκτός outer + *retina*]. The outermost layer of the retina.

ectosarc (ek'to-sark) [Gr. ἐκτός outer + σάρξ flesh]. The outer layer of *Amœbæ* and *Gregarinidia*.

ectoscopy (ek-tos'ko-pe) [Gr. ἐκτός outer + σκοπεῖν to examine] Determination of the outlines of the lungs and of localized internal conditions by visual inspection.

ectoskeleton (ek-to-skel'et-on). Same as *exoskeleton*.

ectosphenoid (ek-to-sfe'noid). The outer cuneiform bone.

ectosphere (ek'to-sfēr). The outer zone of the centrosphere.

ectosteal (ek-tos'te-al). Pertaining to or situated on the outside of a bone.

ectostosis (ek-tos-to'sis) [Gr. ἐκτός outside + ὀστέον bone]. Ossification beneath the perichondrium.

ectosuggestion (ek"to-sug-jes'chun) [Gr. ἐκτός without + *suggestion*]. A suggestion originating from outside; the reverse of autosuggestion.

ectothrix (ek'to-thriks) [Gr. ἐκτός outer + θρίξ hair]. A form of trichophyton which does not invade the hair, but is found on the surface of the hair shaft.

ectotoxemia (ek"to-toks-e'me-ah) [Gr. ἐκτός outer + *toxemia*] Toxemia produced by a substance introduced from outside the body.

ectotoxic (ek-to-tok'sik). Secreting toxin freely: said of bacteria.

ectotoxin (ek-to-tok'sin). Exotoxin.

ectotriceps (ek-to-tri'seps). The outer head of the triceps muscle.

Ectotrichophyton (ek"to-tri-kof'it-on) [Gr. ἐκτός outside + θρίξ hair + φύτον plant]. A genus of fungi which attack the surface of the hair shaft.

ectozoön (ek-to-zo'on), pl. *ectozo'a* [Gr. ἐκτός outward + ζῷον animal]. An animal ectoparasite.

ectrimma (ek-trim'ah) [Gr.]. An ulcer caused by friction, a bed-sore.

ectrodactylia, ectrodactylism (ek"tro-dak-til'e-ah, ek-tro-dak'til-izm) [Gr. ἔκτρωμα abortion + δάκτυλος finger]. Congenital absence of digits.

ectrogenic (ek-tro-jen'ik). Marked by ectrogeny.

ectrogeny (ek-troj'en-e) [Gr. ἔκτρωμα abortion + γεννᾶν to produce]. Congenital absence or defect of a part.

ectromelia (ek-tro-me'le-ah). Absence of a limb or limbs.

ectromelic (ek-tro-mel'ik). Having abortive limbs; of the nature of an ectromelus.

ectromelus (ek-trom'el-us) [Gr. ἔκτρωμα abortion + μέλος limb]. A monster characterized by defective limbs or no limbs.

ectropion, ectropium (ek-tro'pe-on, ek-tro'pe-um) [Gr. ἐκ out + τρέπειν to turn]. Eversion or turning out of the edge, as of an eyelid.

ectropionize (ek-tro'pe-on-īz). To put into a state of ectropion or eversion.

ectrosis (ek-tro'sis) [Gr.]. Abortion; abortive treatment of disease.

ectrosyndactyly (ek"tro-sin-dak'til-e) [Gr ἔκτρωμα abortion + σύν together + δάκτυλας finger]. A condition in which some of the digits are missing and those that remain are coherent.

ectrotic (ek-trot'ik). Abortive; arresting the development of a disease.

eczema (ek'ze-mah) [Gr. ἐκζεῖν to boil out]. An inflammatory skin disease with vesiculation, infiltration, watery discharge, and the development of scales and crusts. The lesions vary much in character, and the disease is frequently attended with restlessness and fever and other symptoms of constitutional disturbance, as well as by local itching and burning. **e. a'ni** affects the surface of the anus **bakers' e.** See *bakers' itch*, under *itch*. **e. bar'bæ** attacks the parts covered by the beard. **e. cap'itis,** eczema of the scalp.

e. crusto'sum, a variety with thinnish yellow crusts. **e. diabetico'rum**, a form which accompanies glycosuria. **e. epizoöt'ica.** See *foot-and-mouth disease*. **e. erythemato'sum**, a relatively mild form of eczema with erythematous patches. **e. fis'sum**, a variety with hardened and fissured skin **e. hypertroph'icum**, a disease characterized by enlargement of the skin papillæ, resulting in a crop of warty outgrowths. **infantile e.**, a form common in young infants and occurring especially during dentition. **e. intertri'go.** Same as *intertrigo*. **lichenoid e.**, a variety characterized by thickening of the epidermis. **e. mad'idans**, a form, of various subvarieties, marked by hot, moist, and swollen skin. **e. margina'tum.** See *tinea cruris*. **e. neurit'icum**, any eczema appearing in patches limited to defined areas supplied by particular cutaneous nerves **e. papulo'sum**, a form accompanied by the formation of minute papules of firm consistence and deep red color and by severe itching. **e. parasit'icum**, any form due to an animal or vegetable parasitic microorganism **photographers' e.**, metol dermatitis See *metol*. **e. pustulo'sum**, a form marked by the formation of pustules **e. ru'brum**, a form of eczema marked by infiltration, thickening, often with swelling and sometimes with intermittent edema and variable degrees of redness. The surface is usually oozing **e. sclero'sum**, keratosis of the palms and soles **e. seborrho'icum.** See *seborrhea* **see-saw e.**, eczema alternating with some other disease. **e. sola're.** Same as *lichen tropicus*. **e. squamo'sum**, a variety characterized by adherent scales of shed epithelium **e. verruco'sum**, a warty type, affecting chiefly aged or elderly persons. **e. vesiculo'sum**, eczema marked by the presence of vesicles **weeping e.**, a form marked by fluid exudation on the surface

eczematization (ek zem″at-iz-a′shun). Persistent eczema-like lesions of the skin due to continued traumatism and scratching.

eczematoid (ek-zem′at-oid). Resembling eczema.

eczematosis (ek-zem-at-o′sis). Any eczematous disease.

eczematous (ek-zem′at-us). Affected with or of the nature of eczema

eczemoline (ek-zem′o-lēn). A proprietary preparation of zinc salts used for skin diseases.

E. D. Abbreviation for *erythema dose*

edea, ædœa (e-de′ah), pl [Gr. *αἰδοῖα*] The genital organs.

Edebohls's operation, position (ed′eb-ōlz) [George M. *Edebohls*, New York surgeon, 1853–1908]. See under *operation* and *position*.

edeitis, ædœitis (e-de-i′tis) [Gr *αἰδοῖα* genitals + *-ιτις* inflammation]. Inflammation of the genitals

edema, œdema (e-de′mah) [Gr *οἴδημα* swelling]. Swelling due to accumulation of fluid in the tissues or cavities of the body **ambulant e.** See *Calabar swelling*, under *swelling* **angioneurotic e.**, circumscribed edematous patches arising from an angioneurosis **blue e.**, a puffed, bluish appearance of a limb in hysteric paralysis **brown e.**, hardening and infiltration of the lung with a brownish fluid. **e. bullo'sum vesi'cæ**, a condition of the mucous lining of the bladder marked by the formation of clear vesicles with small white particles floating between them **e. cal'idum.** Same as *inflammatory e.* **cardiac e.**, edema due to heart disease. **circumscribed e.**, angioneurotic edema. **collateral e.**, edema of one part of a paired organ, as the lungs, produced by overaction on account of disease of the other part. **e. ex vac'uo**, edema of a part resulting from the vacuum caused by atrophy of some structure in the part. **famine e.**, war edema. **flying e.**, temporary swellings in any part of the body, due to effusion of fluid. **e. frig'idum.** Same as *non-inflammatory e.* **e. fu'gax**, flying edema. **gaseous e.**, subcutaneous emphysema. **hereditary e.**, a peculiar inherited tendency to the occurrence of acute attacks of local edema. **Huguenin's e.**, acute congestive edema of the brain. **hunger e.**, war edema. **hydremic e.**, edema in conditions marked by hydremia. **inflammatory e.**, a form due to inflammation, and attended with redness and pain. **lymphatic e.**, edema in which the effused liquid comes from the lymph-vessels. **malignant e.**, edema marked by rapid extension, with destruction of tissue and the formation of a gas. **mucous e.**, myxedema. **mycotic e.**, œdema mycosis: the South African horse-sickness, a deadly epizootic of microbic origin. **e. neonato'rum**, a disease of newborn children marked by spreading edema with cold, livid skin. **neuropathic e.** See *pseudolipoma*. **non-inflammatory e.**, edema without redness and pain, occurring from passive congestion or a watery condition of the blood. **nutritional e.**, war edema. **pulmonary e.**, an effusion of serous fluid into the air-vesicles and interstitial tissue of the lungs **purulent e.**, a swelling due to the effusion of a purulent fluid. **Quincke's e.**, acute circumscribed edema of the skin **renal e.**, edema due to nephritis. **rheumatismal e.**, painful red, edematous swellings on the limbs in rheumatism, due to subcutaneous exudation. **salt e.**, edema produced by an increase of sodium chlorid in the diet. **solid e.**, myxedema **venous e.**, edema in which the effused liquid comes from the blood **war e.**, a condition which occurred widely throughout Germany during the Great War, marked by suddenly developing edema, especially of the lower limbs, by polyuria, bradycardia, and asthenia The scrotum is sometimes affected. The edema soon disappears when the patient is put to bed It is caused by dietary deficiency. Called also *famine edema, famine dropsy, hunger edema*, and *nutritional dropsy*

edematin, œdematin (e-dem′at-in) The substance composing the microsomes of a cell.

edematization (e-dem-at-iz-a′shun) The act of making edematous.

edematous (e-dem′at-us). Pertaining to or affected by edema.

edentulous (e-den′tu-lus) [L. *e* without + *dens* tooth]. Without teeth; lacking teeth.

edeology, ædœology (e-de-ol′o-je) [Gr. *αἰδοῖα* genitals + *λόγος* treatise]. The study of the genital organs.

edestan (e-des′tan). An insoluble form of edestin produced by an increase of the hydrogen-ion concentration.

edestin (e-des′tin). A pure crystalline protein obtained from hemp-seed, castor oil bean, and other seeds. It is used in estimating the peptic index according to the method of Fuld.

Edinger's law, nucleus, etc. (ed′in-gerz) [Ludwig *Edinger*, German neurologist, 1855–1918]. See under *law, nucleus*, etc.

Edlefsen's reagent (ed′lef-senz) [Gustav J. J. F. *Edlefsen*, German physician, born 1842]. See *reagent*.

Edsall's disease (ed′salz) [David Linn *Edsall*, physician in Boston, born 1869]. Heat-cramp. See under *cramp*.

educated corpuscle (ed′u-ka-ted). See under *corpuscle*.

educt (e′dukt). A substance extracted from organic matter without any alteration in its composition opposed to product.

edulcorant (e-dul′ko-rant). Sweetening.

edulcorate (e-dul′ko-rāt). To sweeten.

eelworm (ēl′wurm). Same as *ascaris*.

effect (ef-ekt′). The result produced by an action. **Compton e.**, a change in the wave length of scattered rays and emission of recoil electrons in deep radiation. **contrary e.**, Hata's phenomenon. **Danysz e.**, Danysz phenomenon. See

phenomenon. **Hallwacks e.,** photo-electric effect. **Mierzejewski e.,** the disharmonious development of gray and white matter of the brain, the gray being in excess. **photo-electric e.,** the ejection of electrons from matter when light of short wave-lengths falls upon it. **Russall e.,** the rendering of a photographic plate developable by substances other than light. Called also *photechic effect.* **Soret e.,** when a solution is maintained for some time in a temperature gradient, the upper part being warmer than the lower, a difference in concentration between the two parts is set up **Tyndall e.** See *Tyndall phenomenon,* under *phenomenon.* **Zeeman e.,** separation of a single line in the spectrum by suitable magnetic fields

effector (ef-ek'tor). A nerve end-organ which serves to distribute impulses which activate muscle contraction and gland secretion **somatic e.,** one of the nerve end-organs in the striated skeletal muscles **visceral e.,** one of the end-organs in involuntary muscle.

effemination (ef-fem-in-a'shun). The condition in which a man has the feelings and tastes of a woman.

efferent (ef'er-ent) [L. *ex* out + *fer're* to bear]. Conveying blood or a secretion away from a part; conveying impulses away from a nerve-center.

effer'ential (ef-er-en'shal) Same as *efferent.*

effervescent, effervescing (ef-er-ves'ent, ef-er-ves'ing) [L. *efferves'cens*]. Bubbling; sparkling; giving off gas-bubbles.

effleurage (ef-lu-rahzh') [Fr.]. Stroking movement in massage.

efflorescence (ef-lo-res'ens) [L. *efflorescen'tia*]. 1. The fact or state of being efflorescent. 2. A rash or eruption, any skin lesion

efflorescent (ef-lo-res'ent) [L. *efflores'cere* to bloom]. Becoming powdery in consequence of losing the water of crystallization.

effluve (ef-flūv') A spray-like electric discharge.

effluvium (ef-lu've-um), pl., *effluvia* [L. *e* out + *flu'ere* to flow] An ill-smelling exhalation, especially if of noxious character **telluric e.,** an exhalation arising from the earth.

effumability (ef-u-ma-bil'it-e) [L. *ex* out + *fu'mus* smoke] The property of being volatilized easily.

effuse (ef-ūz') [L. *effu'sus,* from *ex* out + *fun'dere* to pour] Spread out, profuse said of bacterial growth that is thin, veily, and unusually spreading.

effusion (ef-u'zhun) [L. *effu'sio* a pouring out]. 1. The escape of fluid into a part or tissue. 2. An effused material

efuniculate (e-fu-nik'u-lāt) [L. *e* priv + *funicu'lus*]. Having no funiculus or navel-string.

egagropilus (e-gag-rop'il-us) [Gr *αἴξ* goat + *πίλος* ball]. A hairy tumor of the stomach, hair-ball.

egersimeter (e-ger-sim'e-ter). An instrument for testing the electric excitability of nerves and muscles.

egesta (e-jes'tah) [L. *e* out + *ger'ere* to bear]. Excreted matter; waste material thrown out from the body.

egg (eg) [L. *o'vum*] The animal ovum, especially one which is hatched outside the body. **e.-albumin,** a principle which constitutes 20 per cent. of the white of hens' eggs. **e.-flip.** See *mistura spiritus vini gallici.* **holoblastic e.,** one in which the entire yolk undergoes segmentation. **e.-membrane,** the membrane which surrounds the ovum, or egg if derived from the ovum, it is called *primary;* if from neighboring structures, it is *secondary.* **meroblastic e.,** one in which the yolk contains much nutrient matter which does not take part in segmentation. **e.-shell.** See *testa ovi.* **e.-yolk.** See *vitellus.*

Eggleston's method (eg'el-stunz) [Carey *Eggleston,* New York physician] See under *method.*

egilops (e'jil-ops) [Gr *αἴξ* goat + *ὤψ* eye]. Perforating abscess at the inner canthus of the eye.

eglandulous (e-gland'u-lus) [L. *e* without + *glan'dula* glandule]. Having no glands.

eglatol (eg'lat-ol). A compound of the chloral group: used as a hypnotic and nervine. Dose, 7½–15 gr. (0.5–1 gm.) a day

egmol (eg'mol). A proprietary egg emulsion with olive oil. used as a nutritive.

egobronchophony (e"go-bron-kof'o-ne) [Gr *αἴξ* goat + *bronchophony*] The bleating and bronchial voice characteristic of pleuropneumonia.

egocentric (e-go-sen'trik) [L. *ego* I + *centric*]. Self-centered; having all the ideas centered about one's self.

egol (e'gol) Any orthonitroparasulphonate of mercury and potassium combined with a phenol, the egols are red-brown, soluble powders· antiseptic and emetic.

egomania (e-go-ma'ne-ah) [Gr. *ἐγώ* I + *μανία* madness] Morbid self-esteem.

egophony (e-gof'o-ne) [Gr *αἴξ* goat + *φωνή* voice] A bleating quality of voice observed in auscultation in certain cases of lung consolidation (Laennec)

Egyptian chlorosis. See *chlorosis.*

Ehrenritter's ganglion (er'en-rit-erz) [Johann *Ehrenritter,* Austrian anatomist, died 1790]. See *ganglion.*

Ehret's disease (er'ets) [Heinrich *Ehret,* German physician, born 1870] See *disease.*

Ehrlich's reaction (air-liks) [Paul *Ehrlich,* German scientist at Frankfort-on-the-Main, 1854–1915] See under *reaction* **E's side-chain theory.** See under *theory.* **E's "606."** See *salvarsan.*

Ehrlich-Hatta preparation [Paul *Ehrlich,* S. *Hatta,* Japanese chemist] See *salvarsan.*

Eichhorst's corpuscles, neuritis (ik'horsts) [Hermann *Eichhorst,* Swiss physician, 1849–1921]. See *corpuscle* and *neuritis.*

Eichstedt's disease (ik'stedz) [Karl Ferdinand *Eichstedt,* physician in Greifswald, 1816–1892]. Pityriasis versicolor.

eiconometer, eikonometer (i-ko-nom'et-er) [Gr. *εἰκών* image + *μέτρον* measure]. An eye-piece micrometer for measuring a microscopic object.

eidetic (i-det'ik). A person who is able to reproduce exact visualization of events or of pictures or objects he has seen, a person who can objectify things at will.

eidoptometry (i-dop-tom'et-re) [Gr *εἶδος* form + *ὄπτειν* to see + *μέτρον* measure] Measurement of the acuteness of vision for the perception of form.

eighth nerve. The auditory nerve.

eigon (i'gon) A general name for compounds of albumin with iodin used as substitutes for iodin, iodoform, etc. **alpha-e.,** a light-brown powder containing 20 per cent. of iodin. Called also *iodo-albumin.* **beta-e.,** iodized pepsin, containing a 15 per cent solution of iodin; it is a yellowish, odorless and tasteless powder used internally as a substitute for iodin, especially where there is digestive weakness. Dose, 5–50 gr (0.33–3.25 gm.).

eikonogen (i-kon'o-jen). A photographic developer, amino naphthol sulphonate, $OH\,C_{10}H_6.(NH_2)SO_2\,OH$.

eikonometer (i-ko-nom'et er) See *eiconometer.*

eiloid (i'loid) [Gr *εἱλεῖν* to coil + *εἶδος* form.] Having a coiled appearance

eiloin (i-lo'in). A proprietary antirheumatic preparation.

Eimeria (i-me're-ah). A genus of coccidians in which an oöcyst contains four spores and each spore two sporozoites Various species are parasitic in the epithelial cells of man and animals, the oöcysts being found in the feces. **E. a'vium,** a species found in birds. **E. clupea'rum** is found almost constantly in the livers of herrings (*Clupea harengus*) and to a lesser extent in the livers of

sprat (young herring) and mackerel (*Scomber scomber*). When these fish are eaten by man the sporocysts may pass through the intestinal tract and be found in the feces. This seems to be the origin of *E. wenyoni*. **E. falcifor'mis**, a species found in mice. **E. hom'inis**, a parasite found in the exudate in a case of purulent pleurisy **E. oxys'pora**, a rare species found in man. **E. sardi'næ** is found in large numbers in the testes of sprats (young herrings), to some extent in the "soft roes" of adult herring (*Clupea harengus*), and in tinned sardines. Probably this is the origin of *E. oryspora* and *E. snijdersi*. **E. snij'dersi**, reported from man in Sumatra **E. sti'edæ** is found in the liver of rabbits. **E. wenyo'ni**, a parasite occasionally found in man.

Einhorn's saccharimeter, test (īn'hornz) [Max *Einhorn*, physician in New York, born 1862]. See under *saccharimeter* and *tests*.

Einthoven's string galvanometer (īn'to-venz) [Willem *Einthoven*, physiologist in Leyden, born 1860] See under *galvanometer*.

eisanthema (īs-an'them-ah) [Gr. εἰς into + ἀνθεῖν to bloom]. An eruption on a mucous surface.

Eisenia (i-se'ne-ah). A genus of chælopod worms. *E. fœ'tida* was found in the urine

Eisenlohr's syndrome (i'sen-lōrz) [Carl *Eisenlohr*, German physician, 1847–1898]. See under *syndrome*.

eisensajodin (i''sen-sa-i'o-din) [Ger.] Iron iodobehenate, a reddish powder, used like ferrous iodid.

Eisenzucker (i'zen-tsook-er) [Ger.] Ferric hydroxid made soluble by the addition of sugar and a small amount of sodium hydroxid, a chalybeate remedy Dose, 10 gr. (0.65 gm.).

eisodic (is-od'ik) [Gr. εἰς into + ὁδός way]. Afferent or centripetal.

Eitelberg's test (i'tel-bergz) [Abraham *Eitelberg*, Austrian physician, born 1847]. See under *tests*

Eiweissmilch (i'vīs-miltsh) [Ger.]. Albumen milk. See under *milk*.

E.-j. Abbreviation for *elbow-jerk*.

ejaculatio (e-jak-u-la'she-o) [L.]. Ejaculation. **e. præ'cox**, ejaculation of the semen immediately after the beginning of the sexual act; premature ejaculation.

ejaculation (e-jak-u-la'shun) [L. *ejacula'tio*]. A sudden act of expulsion, as of the semen.

ejaculatory (e-jak'u-la-to-re) [L. *ejaculato'rius*]. Serving as a channel of ejaculation. **e. duct.** See under *duct*.

ejecta (e-jek'tah) [L. pl.; from *e* out + *ja'cere* to cast]. Excrementitious matters, refuse.

Ejusd. Abbreviation for L *ejus'dem*, of the same.

EK, EKG. Abbreviation for *electrocardiogram*.

ekaiodoform (e''kah-i-o'do-form). Iodoform mixed with 0.05 per cent. of paraformaldehyd: a bactericide, used in dressing wounds.

ekamanganese (e''kah-man'gan-ēs). Rhenium.

ekatantalum (ek-ah-tan'tal-um). Same as *protoactinium*

ekiri (e-ki'ri). An acute and fatal form of endemic diarrhea occurring in Japan.

ekphonize (ek'fo-nīz). To revive an engram into the consciousness.

ektebin (ek'te-bin) Moro's tuberculin in an ointment base containing a keratolytic substance: used for the percutaneous treatment of tuberculosis

ektogan (ek'to-gan). Zinc peroxid.

ekzemin (ek'ze-min). A proprietary sulphur ointment.

elacin (el'as-in). Degenerated elastic tissue.

elæomyenchysis. See *eleomyenchysis*.

elæoptene (el-e-op'tēn). See *eleopten*.

elæosaccharum. See *eleosaccharum*.

elaïdin (el-a'id-in) [Gr. ἔλαιον oil]. A crystallizable fat, $C_{57}H_{104}O_6$, from various oils.

elaiometer (el-a-om'et-er). Same as *eleometer*.

elaiopathia (el-a-o-path'e-ah). Elaiopathy.

elaiopathy (el-a-op'ath-e) [Gr. ἔλαιον oil + πάθος disease] A diffuse fatty edema, usually attacking the joints of the lower extremities, the effect of contusions or distortions incurred in war, and attributed to the formation of an irritating oily substance and its action upon the subcutaneous cellular tissue (C Blondi, 1917). **pathomimic e.**, the simulation of disease produced by the injection of liquid vaselin subcutaneously.

elaioplast (el-a'o-plast) [Gr. ἔλαιον oil + πλάσσειν to form]. A fat-producing plastid.

Elaps (e'laps). A genus of poisonous snakes, including the harlequin snakes of North America and the coral snakes of tropical America.

elarson (el-ar'son). Strontium chlorarsenobehenolate used in chlorosis, anemia, chorea, and skin diseases. Dose, ⅛ gr. (0.008 gm.).

elastic (e-las'tik) [L. *elas'ticus*]. Susceptible of being stretched, compressed, or distorted, and then tending to assume its original shape.

elastica (e-las'tik-ah) [L.]. Gum-elastic or caoutchouc.

elasticin (e-las'tis-in). Same as *elastin*.

elasticity (e-las-tis'it-e). The quality or condition of being elastic.

elastin (e-las'tin). A yellow, albuminoid substance, the essential constituent of yellow, elastic tissue: when dry, it is brittle, but when moist, is flexible and elastic. Elastin is insoluble in water or in cold alkaline solutions, but dissolves in sulphuric acid and in alkaline solutions on boiling.

elastinase (e-las'tin-ās). An enzyme that dissolves elastic tissue.

elastoid (e-las'toid) A substance formed by the hyaline degeneration of the internal elastic lamina of blood-vessels seen in the vessels of the uterus after delivery.

elastoma (e-las-to'mah). See *pseudoxanthoma elasticum*.

elastometer (e-las-tom'et-er) [L. *elas'ticus* elastic + *me'trum* measure]. An instrument for determining the elasticity of tissues, and thus measuring the degree of edema.

elastose (e las'tōs). An albumose formed by treating elastin with ferments, acids, or alkalis.

elaterin (e-lat'er-in) [L. *elateri'num*]. A crystalline principle, $C_{20}H_{28}O_5$, from elaterium: a violent hydragogue purgative. Dose, $\frac{1}{12}$–$\frac{1}{16}$ gr. (0.002–0.004 gm.); of triturate, 1½–1⅞ gr. (0.03–0.04 gm.).

elaterium (el-at-e're-um) [L.]. A deposit from the juice of *Ecbal'lium elate'rium*, a hydragogue cathartic and diuretic it is used in dropsy, and as a revulsive in congestion of the brain. Dose, ⅛–½ gr. (0.01–0.016 gm.); of triturate, ½ gr. (0.03 gm.); of compound powder, ½–5 gr. (0.03–0.3 gm.).

elayl (el'a-il). Ethylene.

elbon (el'bon). White crystals of cinnamonyl paraoxyphenyl urea: used as an expectorant.

elbow (el'bo) [L. *cu'bitus*]. 1. The bend of the arm; the joint which connects the arm and forearm. 2. Any angular bend. **capped e.**, a swelling of the bursa or a hard, fibrous mass on the point of the elbow in horses or cattle. Called also *shoeboil*. **miners' e.**, enlargement of the bursa over the point of the elbow caused by resting the weight of the body on the elbow in mining. **tennis e.**, epicondylalgia caused by strain in playing tennis.

elcosis (el-ko'sis). Same as *helcosis*.

elder (el'der). The plants, *Sambu'cus ni'gra*, of Europe, *S. canaden'sis*, of America, and other congeneric species the flowers, which contain a volatile oil, are used in dressing wounds, burns, ulcers, etc. See *Sambucus*.

eldoform (el'do-form). A proprietary combination of yeast and tannin for use in diarrhea.

Elec. Abbreviation for *electricity* and *electuary*.

elecampane (el"e-kam-pān'). The *In'ula hele'nium*, a composite-flowered plant: its root is a stimulant, antibechic, and tonic, and is used in dyspepsia, bronchitis, and amenorrhea.

Electra complex (e-lek'trah). See under *complex*.

electrargol (e-lek-trar'gol) A proprietary colloid silver solution; antiseptic and germicidal It is used subcutaneously, intravenously, and intramuscularly. Dose, 5 to 25 c.c.

electraurol (e-lek-traw'rol). A proprietary colloid gold solution.

electric, electrical (e-lek'trik, e-lek'trik-al). Pertaining to electricity.

electricity (e-lek-tris'it-e) [Gr. *ἤλεκτρον* amber] One of the fundamental forms of energy. It exists as negative and as positive electricity, both of which are ultimately granular or atomic. The atom of negative electricity is the electron and the atom of positive electricity seems to be the proton. From these two units all matter seems to be built up. See *atom*. Electricity may be developed by friction (**static e.**, **frictional e.**, **franklinic e.**) or by various chemical or mechanical means **negative e.**, **resinous e.**, static electricity of the kind that is generated by rubbing resin, amber, sulphur, or sealing-wax with flannel. **positive e.**, **vitreous e.**, static electricity of the kind that is produced by rubbing glass with silk. When not static, it is called **dynamic e.** or **current e.**; if aroused by chemical reaction, it is called **galvanic e.** or **voltaic e.**; induction develops **faradic e.**, and a magnet, **magnetic e.**

electrify (e-lek'trif-i). To charge with electricity.

electrization (e-lek-tri-za'shun) The act of charging with or treatment by electricity. **direct e.**, electrization by applying one electrode to a muscle or to its motor point, and the other to an indifferent point

electro- [Gr. *ἤλεκτρον* amber]. A prefix denoting some connection with or relation to electricity.

electro-affinity (e-lek"tro-af-in'it-e) The degree of tenacity with which the ions of an element hold their charges

electro-analysis (e-lek"tro-an-al'is-is) Chemical analysis performed by the aid of the electric current

electro-anesthesia (e-lek"tro-an-es-the'ze-ah). Anesthesia induced by electricity.

electrobiology (e-lek"tro bi-ol'oj-e) [*electro-* + *biology*] The study of electric phenomena in the living body, whether developed by vital or other processes

electrobioscopy (e-lek"tro-bi-os'ko-pe) [*electro-* + Gr. *βios* life + *σκοπεῖν* to see]. The determination of the presence or absence of life by means of an electric current.

electrocardiogram (e-lek"tro-kar'de-o-gram). A cardiogram or record of electromotive variations in the action of the heart. The normal electrocardiogram shows upward and downward deflections, the result of auricular and ventricular activity. The first upward deflection, P, is due to contraction of the auricles and is known as the *auricular complex*. The other deflections, Q, R, S, T, are all due to the action of the ventricles, and are known as the *ventricular complexes*.



Scheme of the normal electrocardiogram (Stevens).

electrocardiograph (e-lek"tro-kar'de-o-graf). An instrument, consisting of a string galvanometer, for performing electrocardiography.

electrocardiography (e-lek"tro-kar-de-og'raf-e). The making of graphic records of the electric currents emanating from heart muscle, as a method for studying the action of the heart muscle.

electrocardiophonogram (e-lek"tro-kar"de-o-fo'no-gram). A record of the heart-sounds made by an electrocardiophonograph.

electrocardiophonograph (e-lek"tro-kar"de-o-fo'no-graf). An apparatus for recording electrically the heart-sounds.

electrocatalysis (e-lek"tro-kat-al'is-is). The catalytic effect produced by electricity on the bodily processes.

electrocautery (e-lek-tro-kaw'ter-e). Same as *galvanocautery*.

electrochemistry (e-lek-tro-kem'is-tre). The study of chemic changes produced by electric action.

electrocision (e-lek-tro-sizh'un). Excision of malignant growths after the application to them of oscillatory electricity.

electrocoagulation (e-lek"tro-ko-ag-u-la'shun). The cooking and destruction of a tumor by passing through it a bipolar high-frequency current; surgical diathermy.

electrocontractility (e-lek"tro-kon-trak-til'it-e). Contractility in response to electric stimulation.

electrocuprol (e-lek"tro-ku'prol) Colloidal copper used in tuberculosis.

electrocystoscope (e-lek-tro-sis'to-skōp). A cystoscope which utilizes the electric light.

electrode (e-lek'trōd) [Gr. *ἤλεκτρον* amber + *ὁδός* way]. The way by which electricity passes in or out; the terminal pieces fastened to the cords of an electric battery. **active e.** Same as *therapeutic e* **brush e.**, a wire brush connected with one of the poles of an electric battery: used for applying electricity to the body. **calomel e.**, an electrode used as a standard in the determination of hydrogen-ion concentration because it develops a constant potential. It consists of metallic mercury in contact with calomel and hydrochloric acid. **depolarizing e.**, one which has a resistance greater than that of the portion of the body inclosed in the circuit. **exciting e.** Same as *therapeutic e*. **hydrogen e.**, an electrode made by depositing platinum black on platinum and then allowing it to absorb hydrogen gas to saturation. It is used in the determination of hydrogen-ion concentration **indifferent e.** Same as *silent e* **negative e.**, the cathode. **positive e.**, the anode. **silent e.**, the electrode which is not therapeutically active. **therapeutic e.**, the electrode used in making the therapeutic application.

electrodesiccation (e-lek"tro-des-ik-a'shun). Dehydration of tissue by the use of a monopolar current through a pointed needle electrode.

electrodiagnosis (e-lek"tro-di-ag-no'sis). The use of electricity in the diagnosis of diseases.

electrodiaphane (e-lek-tro-di'af-ān). Same as *diaphanoscope*.

electrodiaphany (e-lek"tro-di-af'an-e) [*electro-* + Gr. *διαφαίνειν* to show through]. Same as *diaphanoscopy*.

electrodynamometer (e-lek"tro-di-nam-om'et-er). An instrument used in measuring the intensity of faradic currents.

electro-endosmosis (e-lek"tro-en-dos-mo'sis). Cataphoresis in which the solid remains stationary and the water of the solution passes toward the electrodes.

electrogastrogram (e-lek"to-gas'tro-gram). A tracing of the electric changes caused by contractions of the stomach muscles.

electrogenesis (e-lek-tro-jen'es-is) [Gr. *ἤλεκτρον* amber + *γένεσις* production]. The production of electricity.

electrograph (e-lek'tro-graf). 1. Same as *skiagraph*. 2. A tracing of the electric changes caused

by the contractions of the muscles of an organ, such as the heart or stomach.

electrography (e-lek-trog'raf-e) [*electricity* + Gr. γράφειν to record]. 1. The employment of the Roentgen rays in skiagraphy. 2. The making of electrographs.

electrohemostasis (e-lek"tro-he-mos'ta-sis) [*electro-* + *hemostasis*]. The arrest of hemorrhage by means of electricity.

electro-ionic (e-lek"tro-i-on'ik). A term applied to medication by driving ions into the skin with the electric current.

electrokinetic (e-lek"tro-kin-et'ik). Pertaining to motion produced by an electric current.

electrolepsy (e-lek'tro-lep-se). Electric chorea.

electrolithotrity (e-lek"tro-lith-ot'rit-e). The disintegration of calculi by an electric current.

electrology (e-lek-trol'o-je) [*electro-* + Gr. λόγος science]. The science of the phenomena and properties of electricity.

electrolysis (e-lek-trol'is-is) [*electricity* + Gr. λύειν to loose]. Chemic decomposition produced by passing a current of electricity through the compound.

electrolyte (e-lek'tro-līt) [*electricity* + Gr λυτός soluble]. Any substance which in solution conducts the electric current and is decomposed by it, decomposable by electricity. **amphoteric e.**, an electrolyte which dissociates to produce both hydrogen (H) and hydroxyl (OH') ions. Called also *ampholyte*.

electrolytic (e-lek-tro-lit'ik). Pertaining to electrolysis.

electrolyzable (e-lek'tro-li-zab-l). Susceptible of being decomposed by the electric current.

electrolyzer (e-lek'tro-li-zer). An instrument for reducing urethral strictures by electrolysis.

electromagnet (e-lek-tro-mag'net). A temporary magnet made by passing an electric current through a piece of soft iron.

electromagnetism (e-lek-tro-mag'net-izm). Magnetism produced by a galvanic current.

electromartiol (e-lek"tro-mar'te-ol). Colloidal iron· used in the anemias.

electromassage (e-lek"tro-mas-ahzh'). Massage combined with the application of electricity.

electromercurol (e-lek-tro-mer'ku-rol). A colloidal suspension of metallic mercury containing a small amount of sodium arabate used like the soluble salts of mercury intravenously or intramuscularly.

electrometer (e-lek-trom'et-er) [*electricity* + Gr. μέτρον measure]. An instrument for measuring static or other electricity or differences in electric potential. **gold-leaf e.**, an instrument for detecting the presence of electricity by the divergence of two slips of gold leaf. **Lippmann's capillary e.**, an instrument for measuring small differences of electric potential (up to 0.95 volt).

electrometrogram (e-lek"tro-met'ro-gram) [*electric* + Gr. μήτρα uterus + γράμμα mark]. An electric apparatus for recording uterine contractions.

electromotive (e-lek-tro-mo'tiv). Causing electric activity to be propagated along a conductor.

electromuscular sensibility (e-lek-tro-mus'kular). Sensibility of muscles to electric stimulation.

electromyogram (e-lek"tro-mi'o-gram). A tracing which records the electric response in a contracting muscle.

electromyography (e-lek"tro-mi-og'raf-e) [*electric* + *myography*]. The recording by tracings of the electric currents set up by muscular action.

electron (e-lek'tron). The unit or "atom" of negative electricity. It is equivalent to $4\,77 \times 10^{-10}$ absolute electrostatic units or 1.59×10^{-20} absolute electromagnetic units, and its mass when moving at moderate speed is $\frac{1}{1845}$ that of a hydrogen atom or 9×10^{-28} grams. Electrons flowing in a conductor constitute an electric current; when ejected from a radio-active substance, the beta rays, and when revolving about the nucleus of an atom they determine all of its physical and chemical properties except mass and radioactivity. Cf. *atom*. **emission e.**, one of the electrons which give radio-activity to the atom. **free e.**, one of the electrons which give electric conductivity to a metal. **valency e.**, one of the electrons concerned in the chemic reaction of the atom.

electronation (e-lek-tro-na'shun). The addition of an electron or electrons to an element; a term equivalent to "reduction."

electronegative (e-lek-tro-neg'at-iv). Negatively electric; bearing a negative electric charge; appearing at the positive pole in electrolysis.

electroneurotone (e-lek-tro-nu'ro-tōn). A proprietary electromassage apparatus.

electronic (e-lek-tron'ik). Pertaining to or carrying electrons

electronization (e-lek-tron-iz-a'shun). The procedure of restoring electrical equilibrium (healthy cell structure) to diseased cells by radiation

electropath (e-lek'tro-path). One who is skilled in electrotherapy.

electropathology (e-lek"tro-path-ol'o-je) [*electricity* + Gr. πάθος disease + λόγος discourse]. The study of the pathologic effects of electricity on the body.

electrophonoide (e-lek"tro-fo'noid). An apparatus which reproduces the tones of the human voice by means of mechanical larynxes. It is used in treating chronic deafness.

electrophototherapy (e-lek"tro-fo-to-ther'ap-e). Treatment of disease with the electric light.

electrophysiology (e-lek"tro-fiz-e-ol'o-je) The science of physiology in its relations to electricity; the study of the electric reactions of the body in health.

electropism (e-lek'tro-pizm). Electrotropism.

electroplatinol (e-lek-tro-plat'in-ol). A proprietary electric colloid platinum solution.

electropositive (e-lek-tro-poz'it-iv) [*electro-* + *positive*] 1 Bearing a positive electric charge; appearing at the negative electrode. 2. Having the property of becoming positively electrified under suitable conditions

electroprognosis (e-lek"tro-prog-no'sis). The employment of electricity for the purpose of prognosis.

electropuncturation, electropuncture (e-lek"tro-pungk-tu-ra'shun, e-lek'tro-pungk-tūr). Electrization by means of needles thrust into the tissues.

electroradiometer (e-lek"tro-ra-de-om'et-er). An electroscope for measuring radiant energy.

electrorhoidiol (e-lek-tro-ro'de-ol). A form of colloidal rhodium

electroscission (e-lek-tro-sizh'un). Cutting of tissue by the electric cautery

electroscope (e-lek'tro-skōp) [*electricity* + Gr σκοπεῖν to see]. A device for determining the presence and nature of static electricity.

electrosilenium (e-lek-tro-sil-e'ne-um). A form of colloidal silenium

electrosol (e-lek'tro-sol). A colloidal solution of a metal obtained by passing electric sparks through distilled water between poles formed of the metal.

electrosome (e-lek'tro-sōm). A chondriosome considered as a center of chemical activity.

electrostatic (e-lek-tro-stat'ik). Pertaining to static electricity.

electrostatics (e-lek-tro-stat'iks) [*electricity* + Gr. στατικός standing]. The sum of knowledge regarding static electricity.

electrosurgery (e-lek-tro-sur'jer-e). The surgical employment of electricity.

electrosynthesis (e-lek-tro-sin'thes-is). Chemic union effected by means of electricity.

electrotaxis (e-lek-tro-tak'sis) [*electricity* + Gr. *τάξις* arrangement]. The movement of organisms or cells under the influence of electric currents.

electrothanasia (e-lek"tro-than-a'ze-ah) [*electricity* + Gr. *θάνατος* death]. Death by electricity.

electrotherapeutics, electrotherapy (e-lek"-tro-ther-ap-u'tiks, e-lek-tro-ther'ap-e). Treatment of disease by means of electricity.

electrotherm (e-lek'tro-therm) [*electricity* + Gr. *θέρμη* heat]. An electric appliance for heating the skin and thus relieving pain.

electrotonic (e-lek-tro-ton'ik). Pertaining to electrotonus.

electrotonus (e-lek-trot'o-nus) [*electric* + Gr. *τόνος* tone]. The irritability of a motor nerve as modified by the passage through it of an electric current.

electrotrephine (e-lek-tro-tre'fin). A form of trephine operated by electricity.

electrotropism (e-lek-trot'ro-pizm) [*electric* + *τροπή*, from *τρέπειν* to turn]. The attractive or repulsive influence of electric stimuli upon organisms.

electrovagogram (a-lek"tro-va'go-gram). See *vagogram*

electrovital current (e-lek-tro-vi'tal). See under *current*.

electrozone (e-lek'tro-zōn) [*electricity* + *ozone*]. A nascent oxygen or ozone produced by the electrolysis of salt water, and used as a disinfectant.

electuary (e-lek'tu-a-re) [L. *electua'rium*, from *e* out + *leg'ere* to select] A medicinal preparation consisting of a powdered drug made into a paste with honey, syrup, or a conserve. **e. of senna,** a mixture of senna, syrup, and tamarind pulp.

eleidin (el-e'id-in). A substance of peculiar nature, allied to keratin and protoplasm, found in the cells of the stratum granulosum of the skin.

element (el'e-ment) [L. *elemen'tum*]. 1. Any one of the primary parts or constituents of a thing. 2 In chemistry, a simple substance which cannot be decomposed by chemical means and which is made up of atoms which are alike in their peripheral electronic configurations and so in their chemical properties, but which may differ in their nuclei and so in their atomic weight and in their radio-active properties. [For *table of elements*, see pages 394, 395] **anatomic e.** Same as *morphologic e.* **appendicular e's,** a set of cartilaginous rods attached to the chondral skull of the embryo; from them are developed the ear bones, the hyoid, and the styloid process. **electronegative e.,** any chemic element which seeks the positive pole in electrolysis. **electropositive e.,** a chemic element which seeks the negative pole or cathode in electrolysis **galvanic e.,** the essential parts of an electric battery, the substances which form the generating and collecting plates of a battery. **labile e.,** tissue cells which continue to multiply during the life of the individual. **morphologic e.,** any cell, fiber, or other of the ultimate structures which go to make up tissues and organs. **sarcous e.,** any one of the elementary granules into which the primitive fibril of an elementary muscle-fiber is divisible. **tissue e.** Same as *morphologic e.*

elementary (el-em-en'ta-re). Not resolvable or divisible into simpler parts or components.

elemi (el'em-e) [Turkish *eleme* hand-picked]. A resinous substance, of extremely various origin, the best coming from *Cana'rium commu'ne*, of the Philippine Islands. It furnishes a volatile oil, and is used externally, generally in an ointment, for ulcers and sores. **Brazilian e.** is derived from *Pro'tium heptaph'yllum*, **Mexican e.** from *Am'yris elemif'era*, and **Yucatan e.** from *Am'yris plumil're*.

eleometer (el-e-om'et-er) [Gr. *ἔλαιον* oil + *μέτρον* measure]. An instrument for determining the percentage of oil in a mixture, also the specific gravity of oils.

eleomyenchysis (e"le-o-mi-en'kis-is) [Gr. *ἔλαιον* oil + *μῦς* muscle + *ἔγχυσις* infusion]. The injection of oils into muscles for therapeutic purposes, especially for treatment of chronic local spasm.

eleopathy (e-le-op'ath-e). See *elaiopathy*.

eleoplast (e-le'o-plast) [Gr. *ἔλαιον* oil + *πλαστός* formed]. A globular body made up of granular protoplasm and containing drops of oil.

eleopten, elæoptene (e-le-op'ten, el-e-op'tēn) [Gr. *ἔλαιον* oil + *πτηνός* volatile]. The more volatile constituent of a volatile oil, as distinguished from its stearopten.

eleosaccharum (e"le-o-sak'ar-um), pl. *eleosacch'ara* [Gr. *ἔλαιον* oil + *σάκχαρον* sugar]. A mixture of sugar with a volatile oil; an oil-sugar.

elephantiasic (el"ef-an-te-as'ik). Pertaining to elephantiasis.

elephantiasis (el"ef-an-ti'as-is) [Gr. for "elephant disease"]. A chronic disease characterized by inflammation and obstruction of the lymphatics and hypertrophy of the skin and subcutaneous tissues. The legs and external genitals are principally affected, the disease beginning with attacks of dermatitis with enlargement of the part, followed by the formation of ulcers and tubercles, with thickening, discoloration, and fissuring of the skin. The disease is most common in tropical regions near the coast (Galen). **e. ar'abum,** true elephantiasis. **e. asturien'sis,** pellagra. **e. græco'rum,** true leprosy. **e. neuroma'tosa,** elephantiasis in which the nerves are involved in a way resembling that seen in multiple neurofibroma. **nevoid e.,** a variety marked by great dilatation of the lymph-vessels. **e. oc'uli,** thickening and protrusion of the eyelids **e. scro'ti,** that in which the scrotum is the principal seat of the disease. **e. telangiecto'des,** a variety marked by circumscribed hypertrophy of skin and subcutaneous tissue, causing the skin to hang in folds, as in dermatolysis.

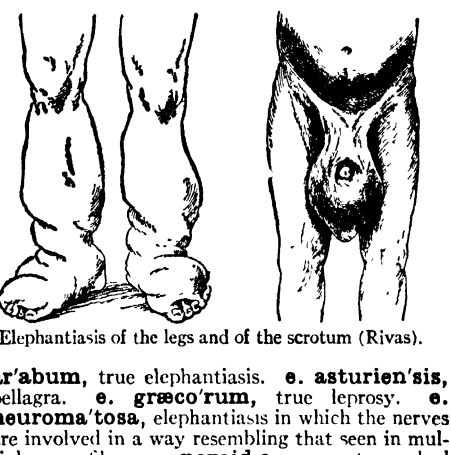

Elephantiasis of the legs and of the scrotum (Rivas).

elephantoid (el-e-fan'toid). Relating to or resembling elephantiasis.

elevation, dicrotic (el-e-va'shun). The secondary rise of a dicrotic pulse-wave in the sphygmogram.

elevator (el'e-va-tor) [L *eleva're* to lift] An instrument for lifting a depressed part or for removing roots of teeth. **periosteum e.,** a flat steel bar for separating the attachments of the periosteum to bone **screw e.,** an instrument for extracting the roots of broken teeth.

eliminant (e-lim'in-ant). 1. Causing an evacuation. 2 An evacuating remedy.

elimination (e-lim-in-a'shun) [L. *elimina'tio*, from *e* out + *li'men* threshold]. The act of expulsion or of extrusion, especially of expulsion from the body.

elinguation (e-lin-gwa'shun) [L. *e* out + *lin'gua* tongue]. The removal of the tongue.

A TABLE OF THE CHEMICAL ELEMENTS

REVISED TO 1927

NAME AND SYMBOL.	ATOMIC NUMBER.	ATOMIC WEIGHT.	SPECIFIC GRAVITY.	REMARKS.
Actinium, Ac	89	226		
Actinon	86	218		
Aluminum, Al	13	26.92	2 7	A white metal from clay and various rocks
Antimony, Sb	51	121.77	6 6	A white metal from stibnite
Argon, A	18	39 91		An inert gas from the atmosphere.
gas			1 38	
liquid			1 4	
Arsenic, As	33	74 96	5 73	A steel gray crystalline substance from various ores
Barium, Ba	56	137.37	3 78	A pale yellow metal from barite
Beryllium, Be	4	9 02	1 85	A white metal from beryl
Bismuth, Bi	83	209 0	9 7	A grayish-white metal found native and in ores
Bohemium	75			
Boron, B	5	10 82	2 45	An amorphous black powder from borax
Bromin	35	79.916	2 99	A reddish-brown liquid
Cadmium, Cd	48	112 41	8 6	A white metal from zinc ores
Calcium, Ca	20	40.07	1 54	A white metal from lime
Carbon, C	6	12 0		Found native as diamond, graphite, and coal, as
diamond			3 52	CO_2 in the air, and in organic compounds.
graphite			2 25	
Celtium. Same as *Hafnium*.				
Cerium, Ce	58	140 25	7 02	One of the rare earths
Cesium, Cs	55	132 81	1 87	A white metal from various minerals
Chlorin, Cl	17	35 457		A yellowish-green gas obtained from ordinary
gas			2 49	salt
liquid			1 5	
Chromium, Cr	24	52 01	6 92	A steel-gray metal from chromite.
Cobalt, Co	27	58.94	8 71	A white metal from various ores
Columbium, Cb	41	93 5	8 4	One of the rare earths
Copper, Cu	29	63 57	8 9	A reddish-brown metal found native and in ores
Dysprosium, Dy	66	162 52		One of the rare earths
Erbium, Er	68	167 7	4 77	One of the rare earths
Europium, Eu	63	152 0		One of the rare earths
Fluorine, F	9	19 0		A canary-yellow gas from fluorite.
gas			1 31	
liquid			1 14	
Gadolinum, Gd	64	157 26	1 3	One of the rare earths
Gallium, Ga	31	69.72	5 03	A rare metal from zinc blend.
Germanium, Ge	32	72 60	5 46	A rare metal from argyrodite.
Glucinum, Gl.	4	9 1	1 85	See *Beryllium*
Gold, Au	79	197.2	19 3	A yellow metal found free
Hafnium	72	178 6		Discovered in 1922 in extracts of zirconium minerals.
Helium, He	2	4 0		An inert gas from crude petroleum.
gas			0 138	
liquid			0 15	
Holmium, Ho	67	163 4		One of the rare earths.
Hydrogen, H	1	1 008		The lightest known gas; found in water and in organic substances.
gas			0 0695	
liquid			0 07	
Illium, Il	61			
Indium, In	49	114 8	7 28	A rare metal from zinc ores
Iodin, I	53	126 932	4.94	A bluish-black crystalline substance from seaweeds and from brines
Ionium	90	230		
Iridium, Ir	77	193 1	22 42	A grayish-white metal found along with platinum.
Iron, Fe	26	55 84	7 58-7.88	A gray metal found in various ores.
Krypton, Kr	36	82 9	2 868	An inert gas found in the atmosphere.
liquid			2 16	
Lanthanum, La	57	138.90	6 15	One of the rare earths.
Lead, Pb	82	207 2	11 34	A bluish-gray metal from galena.
Lithium, Li	3	6 94	0 534	A white metal from various ores
Lutecium, Lu	71	175 0		One of the rare earths
Magnesium, Mg	12	24 32	1 74	A white metal from various minerals.
Manganese, Mn	25	54 93	7 4	A gray metal from various ores.
Masurium	43			Detected in 1926 by its *x*-ray spectrum in concentrated solutions of rare minerals.
Mercury, Hg	80	200 61	13 59	A white liquid metal from cinnabar.
Molybdenum, Mo	42	96 0	9.01	A white metal from molybdenite.

A TABLE OF THE CHEMICAL ELEMENTS—*Continued*

Name and Symbol.	Atomic Number.	Atomic Weight.	Specific Gravity.	Remarks.
Moseleyum. Same as *Mesurium*				
Neodymium, Nd	60	144.27	6 96	One of the rare earths.
Neon, Ne	10	20.2	0.67	An inert gas found in the atmosphere.
Nickel, Ni	28	58.69	8.9	A white metal from various ores.
Niobium, Nb	41	93 5	8.4	See *Columbium*.
Niton, Nt	86	222 0	..	An inert gas, called also *Radium emanation*.
Nitrogen, N	7	14 008	0 967	A gas constituting four-fifths of the atmosphere.
liquid	..	. .	0.85	
Osmium, Os	76	190.8	22 48	A grayish-white metal found along with platinum.
Oxygen, O	8	16.0	1 1	A gas constituting one-fifth of the atmosphere.
liquid	..	.	1.14	
Palladium, Pd	46	106.7	12 16	A grayish-white metal found along with platinum.
Phosphorus, P	15	31 027	..	A substance occurring in two or more allotropic forms; from bones and from several minerals.
metallic	..	..	2 34	
red	..	.	2 20	
white	..	..	1 83	
Platinum, Pt	78	195.23	21 37	A grayish-white metal found free in several places.
Polonium. Same as *Radium*				
Potassium, K	19	39.096	0 87	A soft white metal found in many minerals.
liquid	..	.	0 83	
Praseodymium, Pr	59	140.92	6 475	One of the rare earths.
Protoactinium, Pa	91	230		
Radium, Ra	88	225 95	..	A radio-active metal from pitchblend.
Radon		222		
Rhenium, Rn	86	222		Discovered in 1926 in solutions of platinum ores and other raw minerals.
Rhodium, Rh	45	102.92	12.44	A grayish-white metal found along with platinum.
Rubidium, Rb	37	85 44	1.53	A white metal from various minerals
Ruthenium, Ru	44	101 7	12.06	A grayish-white metal found along with platinum
Samarium, Sa	62	150.43	7 8	One of the rare earths
Scandium, Sc	21	45 1	2 48	A rare metal from various minerals.
Selenium, Se	34	79 2	4.8	A reddish-brown powder found along with sulphur.
Silicon, Si	14	28 3	2 42	A dark brown amorphous powder or dark gray crystals from quartz
amorphous	.		2 35	
Silver, Ag	47	107 88	10 5	A white metal found free and in many ores
Sodium, Na	11	22 997	0 95	A soft white metal obtained from ordinary table salt
liquid			0 9287	
Strontium, Sr	38	87 63	2 58	A dark yellow metal from several minerals.
Sulphur, S	16	32 064	2 1	A yellow substance found free and in various minerals
liquid	.		1 8	
Tantalum, Ta	73	181 5	16.62	A rare metal found in various minerals.
Tellurium, Te	52	127 5	6.25	A silver-gray solid found along with gold and silver ores.
Terbium, Tb	65	159 2	. .	One of the rare earths.
Thallium, Tl	81	204 39	11.86	A rare metal found along with zinc ores.
Thorium, Th	90	232 15	12 16	A rare element found in several minerals.
Thulium, Tm	69	169 4	. .	One of the rare earths
Tin, Sn	50	118.7	7.18	A bluish-white metal from various ores.
Titanium, Ti	22	48 1	3 5	A dark gray metallic powder widely distributed.
Tungsten, W	74	184 0	18 7	A hard, gray metal from wolframite.
Uranium, U	92	238 17	18.68	A hard, white metal from pitchblend.
Vanadium, V	23	50 96	5 69	A white metal from vanadinite.
Wolframium, W	74	184 0	18.7	See *Tungsten*
Xenon, Xe	54	130.2	4 525	One of the inert gases from the air.
liquid	.		3 52	
Ytterbium, Yb	70	173.6	. .	One of the rare earths.
Yttrium, Yt	39	88.9	3 8	One of the rare earths.
Zinc, Zn	30	65.38	7.16	A white metal from various ores.
Zirconium, Zr	40	91.0	6.44	A black metallic powder or crystals from zircon.

elixir (e-liks'er) [L., from Arabic]. A compound tincture, especially if sweetened and aromatized. **acid e. of Haller**, a mixture of 1 part of sulphuric acid with 3 parts of alcohol. **e. ad'juvans, adjuvant e.**, elixir of glycyrrhiza. **e. ad lon'gam vi'tam**, compound tincture of aloes. **aromatic e.** (U. S. P.), a preparation of compound spirit of orange, syrup, purified talc, alcohol, and water. **bitter e.** contains wormwood, eleosaccharum of peppermint, bitter tincture, and aromatic tincture. **Brown-Séquard e.**, sterilized testicular fluid for the treatment of nervous and mental diseases. **Daffy's e.**, compound tincture of senna. **e. fer'ri, quini'næ et strychni'næ phospha'tum**, elixir of iron, quinin, and strychnin phosphates. **e. of glycyrrhiza** (U. S. P.), a mixture of the fluidextract of glycyrrhiza and aromatic elixir. **McMunn's e.**, an aqueous solution of opium of the same strength as laudanum. **e. mirab'ilis**, a celebrated Italian secret poison of the seventeenth century. **Paracelsus's e.**, tincture of aloes and myrrh. **paregoric e.**, camphor-

ated tincture of opium. **e. proprieta'tis, e. pro.**, an alcoholic tincture of aloes, myrrh, and saffron with vinegar. **e. rob'orans whit'tii,** compound tincture of cinchona. **e. sabi'tis,** the wine of rhubarb. **Stoughton's e.**, a tincture made of 25 parts each of rhubarb, gentian, wormwood, germander, and bitter orange-peel, 5 parts each of aloes and cascarilla, and alcohol a sufficient quantity.

elkoplasty (el'ko-plas-te). Same as *helcoplasty*.

elkosis (el'ko-sis). Same as *helcosis*.

elkossan (el'kos-an). A proprietary astringent preparation from the seeds of *Brucea sumatrana*.

Elliot's operation (el'e-ots) [Lieut.-Col. R. H. *Elliot*, of the Indian Medical Service, Madras]. See under *operation*.

Elliot's position (el'e-ots) [John W. *Elliot*, surgeon in Boston, born 1852]. See *position*.

Elliot's sign (el'e-ots) [George T. *Elliot*, dermatologist in New York, born 1851]. See *sign*.

elm (elm) [L. *ul'mus*]. Any tree of the genus *Ul'mus*. *U. ful'va*, the slippery elm, affords a valuable mucilaginous, demulcent bark, from which a mucilage is prepared that is used as a demulcent in inflammations of the skin and mucous membranes. **corkwood e.** See *Ulmus fulva*.

Elsner's medium (els'nerz) [Ottomar *Elsner*, German histologist, born 1869]. See *medium*.

elurophobia (e-lu-ro-fo'be-ah). Same as *æluro-phobia*.

elutriation (e-lu-tre-a'shun) [L. *elutria're* to wash out]. The operation of pulverizing substances and mixing them with water, so as to separate the lighter parts from the heavier, by the subsiding of the heavier parts

elytritis (el-it-ri'tis) [Gr. ἔλυτρον vagina + *-ιτις* inflammation]. Inflammation of the vagina.

elytrocele (el'it-ro-sēl) [Gr. ἔλυτρον vagina + κήλη hernia]. Hernia into the vagina, colpocele

elytroclasia (el"it-ro-kla'ze-ah) [Gr. ἔλυτρον vagina + κλάσις rupture]. Rupture of the vagina

elytrocleisis, elytroclisia (el"it-ro-kli'sis, el"it-ro-kliz'e-ah) [Gr. ἔλυτρον vagina + κλεῖσις closure]. The obliteration of the vagina.

elytrone (el'it-rōn). A proprietary vaginal suppository for use in leukorrhea

elytronitis (el-e-tro-ni'tis) [Gr. ἔλυτρον sheath, capsule]. 1. Capsulitis. 2. Vaginitis

elytroplasty (el'it-ro-plas-te) [Gr. ἔλυτρον vagina + πλάσσειν to form]. Plastic surgery of the vagina; surgical repair of defects or redundancies in the vagina.

elytroptosis (el"it-rop-to'sis) [Gr ἔλυτρον vagina + πτῶσις fall]. Prolapse of the vagina.

elytrorrhaphy (el-it-ror'af-e) [Gr. ἔλυτρον vagina + ῥαφή suture]. The suturation of the vaginal wall, especially of a fissure of the vaginal wall.

elytrostenosis (el"it-ro-ste-no'sis) [Gr. ἔλυτρον vagina + στένωσις narrowing]. Same as *colpostenosis*.

elytrotomy (el-it-rot'o-me) [Gr. ἔλυτρον vagina + τομή cut]. Incision of the vaginal wall; colpotomy.

Elzholz's bodies, mixture (elz'holz) [A. *Elzholz*, alienist in Vienna, 1863–1925]. See *body* and *mixture*.

Em. Abbreviation for *emmetropia*.

emaciation (e-ma-se-a'shun) [L. *emacia're* to become lean]. Leanness, a wasted condition of the body.

emaculation (e-mak-u-la'shun) [L. *e* out + *mac'ula* spot]. The removal of freckles and spots from the face.

emailloblast (e-māl'o-blast) [Fr. *émail* enamel + Gr. βλάστος bud]. Same as *ameloblast*.

emailloid (em-a'loid) [Fr. *émail* enamel]. A tumor developing from the enamel of a tooth.

eman. A unit of radium emanation.

emanation (em-an-a'shun) [L. *e* out + *mana're* to flow]. 1. That which is given off; an effluvium. 2. A gaseous disintegration product given off from radio-active substances. **actinium e.**, one member of the radio-active series derived from actinium. It is produced from actinium X, has an atomic weight of 218, its atomic number is 86, and by the loss of alpha particles it becomes actinium A. Called also *actinon*. **radium e.**, a member of the radio-active series derived from radium. It has an atomic weight of 222, its atomic number is 86, and by the loss of alpha particles it becomes radium A. Called also *niton* and *radon*. **thorium e.**, one member of the radio-active series derived from thorium. It is produced from thorium X, has an atomic weight of 220, its atomic number is 86, and by the loss of alpha particles it changes into thorium A. Called also *thoron*.

emanatorium (em-an-a-to're-um). An institute for treating disease by radio-active emanations

emanosol (em-an'os-ol). A proprietary tablet said to contain radium emanations in a permanent form used in hydropathic treatment of arthritis, neuralgia, sciatica, etc.

emansio mensium (e-man'se-o men'se-um) [L. "tardiness of the menses"]. The condition in which menstruation has never taken place.

emarin (em'ar-in). A preparation of 6 6 per cent. of sodium mercurisalicyl-sulphonate made up with 0.5 per cent. acoin as an anesthetic used by intramuscular injection in syphilis.

emasculation (e-mas-ku-la'shun) [L. *emascula're* to castrate]. Removal of the testicles, or of the testicles and penis.

Emb. Abbreviation for *embryology*

Embadomonas (em-bad-om'o-nas). A genus of biflagellate protozoa. **E. intestina'lis,** a slipper-shaped parasite found in Egypt and in America in diarrheal stools and in the intestinal tract. **E. sinen'sis,** a larger species found in China

embalming (em-bahm'ing). The prevention of the natural decay of a dead body.

embalmment (em-bahm'ment). See *Mercière's method*, under *method*.

embarin (em'bar-in). A proprietary solution of sodium mercuric salicylsulphonate with acoin added

embarras gastrique (em-bar-rah' gas-treek') [Fr. for "bilious attack"]. An acute gastric attack.

embedding (em-bed'ing). The fixation of a tissue specimen in a firm medium, in order to keep it intact during the cutting of thin sections

embelate (em'bel-āt). Any salt of embelic acid

Embelia ribes (em-be'le-ah ri'bēz). A myrtaceous East Indian climbing plant anthelmintic and cathartic

embial (em-bi'al). An oily solution of bismuth containing 8 per cent. of the metal used in syphilis.

embolalia (em-bo-la'le-ah). Same as *embololalia*.

embole (em'bo-le) [Gr. ἐμβολή a throwing in]. 1. The reducing of a dislocated limb. 2. The process of invagination which transforms the archenteron into the primitive embryo

embolectomy (em-bo-lek'to-me) [*embolus* + Gr. ἐκτομή excision]. Operative removal of an embolus

embolemia (em-bo-le'me-ah) [*embolus* + Gr. αἷμα blood]. The presence of emboli in the blood.

embolia (em-bo'le-ah). Same as *embole*.

embolic (em-bol'ik). Pertaining to an embolus or to embolism.

emboliform (em-bol'if-orm). 1. Shaped like a wedge. 2. Resembling an embolus.

embolism (em'bol-izm) [L. *embolis'mus*, from Gr. ἐν in + βάλλειν to throw]. The plugging of an

artery or vein by a clot or obstruction which has been brought to its place by the blood-current (Virchow). **air-e.**, embolism by air-bubbles. **bacillary e.**, obstruction of a vessel by an aggregation of bacilli. **bland e.**, embolism in which the plug is composed of non-septic material. **capillary e.**, blocking of the capillaries with bacteria. **crossed e.**, embolism in which the embolus passes through an open foramen ovale or an unclosed ductus arteriosus. **direct e.**, embolism occurring in the direction of the blood-stream. **fat-e.**, embolism of fat that has entered the circulation. **hematogenous e.**, embolism in a blood-vessel. **infective e.**, embolism in which the embolus is infective. **lymph-e., lymphogenous e.**, embolism of a lymph-vessel. **miliary e.**, that which affects at the same time many small blood-vessels. **multiple e.**, embolism by a number of small emboli. **oil-e.** Same as *fat-e.* **paradoxic e.**, embolism of an artery caused by a venous thrombus. **pyemic e.** Same as *infective e.* **retinal e.**, embolism of the central artery of the retina. **retrograde e.**, one which moves in a direction opposite to that of the blood-current. **spinal e.**, embolism of an artery in the spinal cord. **trichinous e.**, embolism due to trichinæ. **venous e.**, embolism of a vein.

embololalia (em″bol-o-la′le-ah) [Gr. ἔμβολον intercalation + λαλιά babble]. The interpolation of meaningless words into the speech.

embolomycotic (em″bol-o-mi-kot′ik). Pertaining to or marked by an infectious embolus.

embolophrasia (em″bol-o-fra′ze-ah) [Gr. ἔμβολον intercalation + φράσις utterance]. Same as *embololalia.*

embolus (em′bo-lus) [Gr ἔμβολος plug]. 1. A clot or other plug brought by the blood-current from a distant vessel and forced into a smaller one so as to obstruct the circulation. 2. The nucleus emboliformis. **air-e.**, an air-bubble in a vein. **cancer e.**, one of the small fragments broken off from a cancer and carried by the blood-stream to lodgment in a distant location. **cellular e.**, an embolus consisting of tissue-cells of various kinds, occurring in various acute infectious diseases **fat e.**, an embolus made up of oil or fat. **obturating e.**, an embolus completely blocking a vessel. **riding e., straddling e.**, an embolus at the bifurcation of an artery, blocking both branches.

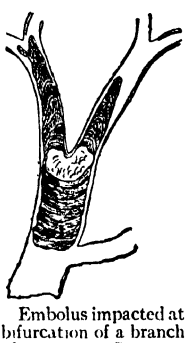

Embolus impacted at bifurcation of a branch of an artery (Green)

emboly (em′bo le) [see *embole*]. The invagination of the blastula by which the gastrula is formed

embouchment (aw-boosh-maw′) [Fr.]. The opening of one vessel into another

embrasure (em-bra′zhur). An opening with sloping sides, the sloping space on either side of the proximal surfaces of the teeth **buccal e.**, the embrasure opening out toward the cheek in molar and bicuspid teeth. **labial e.**, the embrasure opening toward the lips in cuspid and incisor teeth. **lingual e.**, one of the embrasures on the lingual sides of the teeth. **occlusal e.**, the space between the marginal ridges of approximating teeth, mesially and distally, and the point of contact and the occlusal plane (A. D. A.).

embrocation (em-bro-ka′shun) [L. *embroca′tio*]. 1. The application of a liquid medicament to the surface of the body. 2. A liquid medicine for external use.

embryectomy (em-bre-ek′to-me) [Gr. ἔμβρυον embryo + ἐκτομή excision]. Excision of the embryo in extra-uterine pregnancy.

embryo (em′bre-o) [Gr. ἔμβρυον, from ἐν within + βρύειν to grow]. The fetus in its earlier stages of development, especially before the end of the third month. **Spee's e.**, an embryo described by Spee as being between one and two weeks old.

embryocardia (em″bre-o-kar′de-ah) [Gr. ἔμβρυον embryo + καρδία heart]. A symptom in which the sounds of the heart resemble those of fetal life. **jugular e.**, auricular flutter.

embryoctony (em-bre-ok′to-ne) [Gr. ἔμβρυον fetus + κτείνειν to kill]. The artificial destruction of the living embryo, or of the unborn fetus.

embryogenesis (em″bre-o-jen′es-is). The development of adult structures from embryonic ones.

embryogenic, embryogenetic (em″bre-o-jen′ik, em″bre-o-jen-et′ik). 1. Pertaining to the development of the embryo. 2. Producing an embryo.

embryogeny (em-bre-oj′en-e) [Gr. ἔμβρυον embryo + γεννᾶν to produce]. The production or origin of the embryo.

embryograph (em′bre-o-graf) [Gr. ἔμβρυον embryo + γράφειν to write] A combination of a microscope and a camera lucida: used in drawing figures of the embryo.

embryography (em-bre-og′ra-fe) [Gr. ἔμβρυον embryo + γράφειν to write]. A treatise or description of the embryo.

embryoid (em′bre-oid) [Gr. ἔμβρυον embryo + εἶδος form] Resembling the embryo.

embryoism, embryonism (em′bre-o-izm, em′bre-o-nizm). The condition of being an embryo.

embryologist (em-bre-ol′o-jist). An expert in embryology.

embryology (em-bre-ol′o-je) [Gr. ἔμβρυον embryo + λόγος treatise] The science which treats of the development of the embryo **experimental e.**, the study of the development of eggs and embryos under artificial conditions.

embryoma (em-bre-o′mah). A tumor containing embryonic elements or those derived from a rudimentary contained twin parasite.

embryomorphous (em″bre-o-mor′fus) [Gr. ἔμβρυον embryo + μορφή form]. Noting certain abnormal tissue elements supposed to be relics of a conception.

embryonal, embryonary (em′bre-o-nal, em′bre-o-na-re) Pertaining to the embryo.

embryonate (em′bre-o-nāt). 1. Pertaining to or resembling an embryo. 2. Containing an embryo. 3. Impregnated, fecundated.

embryonic (em-bre-on′ik). Pertaining to or in the condition of being an embryo

embryoniform (em-bre-on′if-orm). Resembling an embryo.

embryonization (em″bre-o-niz-a′shun). Change to embryonic form on the part of a tissue or cell.

embryonoid (em′bre-o-noid). Resembling an embryo

embryopathology (em″bre-o-path-ol′o-je). The study of abnormal embryos or of defective development.

embryophore (em′bre-o-fōr). A second egg shell formed by the embryo after loss of the first, as seen in the eggs of *Tænia* as they are found in the feces.

embryoplastic (em″bre-o-plas′tik) [Gr. ἔμβρυον embryo + πλάσσειν to shape]. Pertaining to or concerned in the formation of an embryo.

embryoscope (em′bre-o-skōp) [Gr. ἔμβρυον embryo + σκοπεῖν to see]. An instrument for observing the development of the embryo, as of birds.

embryotocia (em″bre-o-to′se-ah) [Gr. ἔμβρυον embryo + τόκος birth]. The delivery of the embryo; abortion.

embryotome (ém′bre-o-tōm). A cutting instrument used in embryotomy.

embryotomy (em-bre-ot′o-me) [Gr. ἔμβρυον embryo + τομή a cutting]. 1. The cutting up of a

fetus to facilitate delivery. 2. The dissection of embryos and fetuses.

embryotoxon (em"bre-o-toks'on) [Gr. ἔμβρυον embryo + τόξον bow]. A congenital opacity of the margin of the cornea: called also *arcus juvenalis*.

embryotrophy (em-bre-ot'ro-fe) [Gr. ἔμβρυον embryo + τροφή nourishment]. The nutrition of the embryo.

embryulcia (em-bre-ul'se-ah) [Gr. ἔμβρυον embryo + ἕλκειν to draw]. The instrumental removal of the fetus from the uterus.

embryulcus (em-bre-ul'kus) [Gr. ἐμβρυουλκός]. A blunt hook for use in embryulcia.

emedullate (e-me-dul'āt) [L. *e* out + *medul'la* marrow]. To remove the marrow from.

emergency (e-mer'jen-se) [L. *emer'gere* to raise up]. An unlooked for or sudden occasion; an accident; an urgent or pressing need.

emergent (e-mer'jent). Occurring unexpectedly and demanding immediate action.

emesia, emesis (em-e'ze-ah, em'e-sis) [Gr. ἐμεῖν to vomit]. Vomiting; an act of vomiting.

emetamin (e-met'am-in) A crystalline alkaloid, $C_{29}H_{36}N_2O_4$, from ipecac.

emetatrophia (em"et-at-ro'fe-ah) [Gr. ἔμεσις vomiting + ἀτροφία atrophy]. Atrophy or wasting due to persistent vomiting.

emetic (e-met'ik) [Gr. ἐμετικός; L. *emet'icus*]. 1. Bringing on or causing the act of vomiting. 2. A medicine that causes vomiting. **direct e.**, **mechanic e.**, one that acts directly on the nerves of the stomach. The chief direct emetics are yellow sulphate of mercury, zinc sulphate, alum, copper sulphate, and mustard. **indirect e.**, **systemic e.**, one that acts on the vomiting center through the blood. The chief are ipecac, tartar emetic, lobelia, apomorphin, tobacco, veratrum viride, squill, and sanguinaria. **tartar e.** See *antimony and potassium tartrate*.

emeticology (e-met-ik-ol'o-je) [Gr. ἐμετικός emetic + λόγος account]. The sum of knowledge regarding emetics.

emetin (em'et-in). A white, powdery alkaloid, $C_{29}H_{40}N_2O_4$, from ipecac. It is bitter and inodorous, soluble in alcohol and chloroform, and sparingly in water, and is a powerful and dangerous emetic, with properties like those of ipecac, but more violent and dangerous in overdoses. It is used in amebic dysentery and hepatitis, in cholera, the hemorrhages of typhoid and diabetes, and in pyorrhea alveolaris. Expectorant dose, $\frac{1}{100}$–$\frac{1}{10}$ gr. (0.00066–0.0066 gm); emetic dose, $\frac{1}{10}$–$\frac{1}{4}$ gr. (0.0066–0.016 gm). **alcresta e.**, a proprietary preparation of emetin which remains inactive in the stomach and is not set free until it reaches the alkaline intestinal juices **e. bismuth iodid,** $C_{29}H_{40}O_4N_2.2HI\ BiI_3\ H_2O$, an orange-red powder containing from 17 to 23 per cent. of anhydrous emetin and from 15 to 20 per cent. of bismuth: used in the treatment of amebic dysentery in ⅓-gr. doses (0.2 gm.). **e. hydrochlorid,** a salt of emetin, $C_{30}H_{44}O_4N_2.2HCl$, sometimes employed in medicine.

emetism (em'et-izm). Ipecac-poisoning.

emetocathartic (em"et-o-kath-ar'tik). 1. Both emetic and cathartic. 2. A drug that purges and causes vomiting.

emetology (em-et-ol'o-je). Same as *emeticology*.

emetomorphin (em"et-o-mor'fin). Same as *apomorphin*.

emetren (em'et-ren). A compound of yatren and emetin: used for intramuscular injection.

E. M. F. Abbreviation of *electromotive force*.

emictory (e-mik'to-re) [L. *e* out + *min'gere* to urinate]. 1. Diuretic. 2. A diuretic medicine.

emigration (em-ig-ra'shun) [L. *e* out + *migra're* to wander]. The escape of leukocytes through the walls of the blood-vessels; diapedesis.

eminence (em'in-ens) [L. *eminen'tia*, from *e* out + *mine're* to hang on]. A prominence or projection, especially one upon the surface of a bone. **antithenar e.**, the border of the palm on the side opposite the thumb; called also *hypothenar e.* **arcuate e.**, an eminence on the upper surface of the petrosa, marking the location of the superior semicircular canal. **auditory e.** See *eminentia acustica*. **bicipital e.** See *bicipital tuberosity*, under *tuberosity*. **canine e.**, a prominence on the outer side of the upper jaw bone. **collateral e.**, a projection in the lateral ventricle of the brain, between the posterior and middle horns. **deltoid e.**, the portion of the humerus to which the deltoid muscle is attached. **Doyère's e.**, the papilla where a nerve filament enters a muscle-fiber. **facial e.**, an eminence in the angle formed by the striæ and sulcus ventriculi. **frontal e.**, either one of the two eminences on the frontal bones above the superciliary ridges. **iliopectineal e.**, an eminence in the horizontal ramus of the os pubis, in front of the acetabulum. **intercondyloid e.**, the tubercle between the two condyles of the tibia. **mammillary e.** Same as *corpora albicantia*. **medial e.**, the eminentia teres. **nasal e.**, the prominence above the root of the nose. **occipital e.**, a ridge in the paracœle of the embryo corresponding to the occipital fissure in the adult. **olivary e.**, an elevation in front of the pituitary fossa on the body of the sphenoid bone. **parietal e.**, the prominent rounded part of the parietal bone. **postchiasmatic e.**, a protuberance on the floor of the third ventricle posterior to the optic chiasm. **postfundibular e.**, a protuberance on the floor of the interbrain posterior to the tuber cinereum. **terete e.** See *eminentia teres*. **thenar e.**, the eminence on the palm at the base of the thumb. **thyroid e.**, Adam's apple. **triangular e.** Same as *eminentia fossæ triangularis*. **vagal e.** See *ala cinerea*.

eminentia (em-in-en'she-ah) [L.]. Same as *eminence* **e. abducen'tis.** Same as *e medialis*. **e. acus'tica,** a prominence on the floor of the fourth ventricle of the brain at the lateral triangles marking the position of the acoustic nucleus. **e. annula'ris,** the pons varolii **e. arcua'ta** [B N A], an arched prominence on the upper or anterior surface of the petrous bone, above the superior semicircular canal. **e. articula'ris,** a cylindric elevation on the temporal bone in front of the glenoid fossa. **e. capita'ta,** the head of a bone especially the capitellum of the humerus. **e. carpi radia'lis** [B N A], an eminence on the radial side of the front of the wrist formed by the tuberosity of the scaphoid and a ridge on the trapezium. **e. carpi ulna'ris** [B N A], an eminence on the ulnar side of the front of the wrist caused by the fusiform bone. **e. cine'rea.** Same as *lamina cinerea*. **e. collatera'lis** [B N A], the pes accessorius; a white ridge on the inferior cornu of the lateral ventricle of the brain. **e. con'chæ** [B N A], a projection on the convex medial surface of the external ear. **e. crucia'ta** [B N A], a protuberance formed by the conjunction of the two intersecting ridges of the upper surface of the occipital bone. **e. facia'lis,** a prominence in the angle formed by the striæ and the sulcus ventriculi. **e. fallo'pii,** a ridge on the inner wall of the tympanum, showing the position of the facial nerve. **e. fos'sæ triangula'ris** [B N A], the protuberance on the posterior surface of the auricle which corresponds to the triangular fossa **e. gra'cilis.** See *clava*. **e. hypoglos'si,** an elevation in the caudal triangle of the floor of the fourth ventricle marking the position of the hypoglossal nucleus; called also *trigonum hypoglossi*. **e. iliopectin'ea** [B N A], the iliopectineal eminence. **e. intercondyloi'dea** [B N A], the spinous process of the tibia. **e. jugula'ris,** the jugular spine, the end of the jugular process of the occipital bone. **e. latera'lis** [B N A], a tubercle on the cricoid cartilage articulating with the inferior horn of the thyroid cartilage. **e. latera'lis mecke'lii.**

Same as *pes accessorius*. **e. media'lis** [B N A], an eminence in the floor of the fourth ventricle produced by the sixth nucleus and the genu of the facial nerve. Called also *eminentia abducentis*, *eminentia teres*, and *funiculus teres*. **e. papillar'is**, the pyramid of the tympanum. **e. pyramida'lis** [B N A], the pyramid of the middle ear. **e. restifor'mis**, an enlargement on the dorsolateral aspect of the medulla oblongata marking the position of the inferior cerebellar peduncle. **e. sca'phæ** [B N A], a prominence on the back of the pinna of the ear, corresponding to the scaphoid fossa in front. **e. styloid'ea**, a prominence on the posterior wall of the tympanum. **e. sym'physis**, the prominent lower border of the middle of the chin **e. te'res**. See *e. medialis*. **e. triangula'ris**. Same as *e. fossæ triangularis*. **e. trigem'ini**, an elevation on the lateral surface of the medulla oblongata marking the position of the descending root of the fifth nerve. **e. va'gi**. See *ala cinerea*.

emissarium (em-is-a're-um). The B N A term for an emissary vein. They are e condyloi'deum, e. mastoi'deum, e. occipita'le, e. parieta'le.

emissary (em'is-a-re) [L. *emissa'rium* drain]. 1. An outlet or efferent duct. 2. Affording an outlet. **e. veins**. See under *vein*.

emission (e-mish'un) [L. *emis'sio* a sending out]. A discharge specifically, an involuntary discharge of semen. **nocturnal e.**, reflex emission of the semen during sleep. **thermionic e.**, the emission of electrons and ions by incandescent bodies.

emmenagogic (em-en-ag-oj'ik). Pertaining to or aiding the process of menstruation.

emmenagogue (em-en'ag-og) [Gr. ἔμμηνα menses + ἄγειν to lead] 1 Any agent which stimulates or favors the menstrual discharge. 2. Aiding the function of menstruation **direct e.**, one that acts directly upon the reproductive organs, such as apiol, ergot, rue, savin, or tansy. **indirect e.**, one which acts by relieving some causative condition

emmenia (em-e'ne-ah) [Gr.]. The menses.

emmenic (em-en'ik). Pertaining to the menses.

emmeniopathy (em-e-ne-op'ath-e) [Gr ἔμμηνα menses + πάθος disease]. Any disorder of menstruation

emmenology (em-en-ol'o-je) [Gr. ἔμμηνα menses + λόγος discourse]. The sum of knowledge regarding menstruation and its disorders.

Emmerich's bacillus (em'er-iks) [Rudolf *Emmerich*, bacteriologist in Munich, 1852–1914]. The *Bacillus neapolitanus*

emmetrope (em'et-rōp). A person who is emmetropic.

emmetropia (em-et-ro'pe-ah) [Gr. ἔμμετρος in proper measure + ὄψις vision]. The normal condition of the eye as respects refraction; that condition of the eye in which, with relaxed accommodation, the refraction is accurately adjusted for parallel rays, so that there is perfect vision (Donders).

emmetropic (em-et-rop'ik). Normal as respects accommodation and refraction.

Emmet's needle, operation (em'ets) [Thomas Addis *Emmet*, gynecologist in New York, 1828–1919]. See *needle* and *operation*

emodin (em'o-din) [from *Rhe'um em'odi*, a Himalayan rhubarb]. 1. A purgative resin, $(C_{14}H_4)(CH_3)(OH)_3O_2$, from rhubarb and the buckthorn. 2. Any one of a series of principles isomeric with the emodin of rhubarb. **aloe-e.**, a variety of emodin found in Socotrine, Barbados, and Zanzibar aloes, but not in Natal aloes.

emol (e'mol). An emollient, soapy mineral from Perthshire in Scotland: used in various chronic skin diseases and for removing thickened epidermis.

emollient (e-mol'e-ent) [L. *emol'liens* softening, from *e* out + *mol'lis* soft]. 1. Softening or soothing. 2. An agent which softens or soothes the skin, or soothes an irritated internal surface. The principal emollients are gelatin, gum arabic, starch, linseed, slippery elm, Irish moss, Iceland moss, and marshmallow.

emotiometabolic (e-mo"she-o-met-ab-ol'ik). Inducing some metabolism as a result of emotion.

emotiomotor (e-mo"she-o-mo'tor) The production of some activity as a result of emotion.

emotiomuscular (e-mo"she-o-mus'ku-lar). Pertaining to muscular activity which results from emotion.

emotion (e-mo'shun) [L. *emove're* to disturb]. Mental excitement; agitation of the passions or sensibilities.

emotional (e-mo'shun-al). Pertaining to the emotions.

emotiovascular (e-mo"she-o-vas'ku-lar). Producing a vascular change as a result of emotion.

emotivity (e-mo-tiv'it-e) The capacity for emotion, the capacity for reacting to a stimulus

Emp. Abbreviation for L. *empla'strum*, a plaster.

Emp. vesic. Abbreviation for L. *empla'strum vesicato'rium*, a blister.

empacho (em-patsh'o). A Mexican term for chronic indigestion in children with diarrhea.

empasma (em-paz'mah) [Gr. ἐν in + πάσσειν to sprinkle]. A powder for external use.

empathic (em-path'ik). Pertaining to or characterized by empathy.

empathize (em'path-īz). To experience or feel empathy; to enter into another person's feelings.

empathy (em'path-e) [Gr. ἐν into + πάθος feeling]. The entering into the feelings of another person or object.

emphlysis (em'flis-is) [Gr. ἐν in + φλύσις eruption]. Any exanthematous disease in which the lesions become scabby.

emphractic (em-frak'tik). 1. Tending to obstruct the pores. 2. An agent which closes the pores of the skin.

emphraxis (em-fraks'is) [Gr. ἔμφραξις]. A stoppage, obstruction, or infarction.

emphysatherapy (em-fiz-ah-ther'ap-e) [Gr ἐμφυσᾶν to inflate + θεραπεία treatment]. The injection of gas into an organ for therapeutic purposes.

emphysema (em-fis-e'mah) [Gr ἐμφύσημα]. 1. A swelling or inflation due to the presence of air in the interstices of the connective tissues 2 The presence of air in the alveolar tissue of the lungs. It may be *interstitial* (*interlobular*) as a result of the escape of air from the lungs into the interstitial tissue between the alveoli, or *vesicular* (*alveolar*) when due to distention of the alveoli with air. **alveolar e.** See *emphysema* (2d def.), **atrophic e.**, a senile emphysema with wasting of the lung substance. **compensating e., compensatory e.**, dilatation of one part of the lung to compensate for the consolidation of another part. **cutaneous e.**, the presence of gas or air in the connective tissues underlying the skin. **ectatic e.**, emphysema due to stretching of the pulmonary alveoli. **false e.**, gas in the tissues due to septic poison or gangrene. **gangrenous e.**, a malignant emphysema of microbic origin. **hypertrophic e.**, vesicular emphysema in which from overstretching the contractile energy of the lungs is destroyed, so that they become permanently enlarged, giving to the thorax a characteristic barrel shape **interlobular e.** See *emphysema* (2d def.). **interstitial e.**, the presence of air or a gas in the interstices of the connective tissue. **mediastinal e.**, the presence of air in the mediastinal tissue. **pulmonary e., vesicular e.**, unnatural distention and rupture of the air-vesicles of the lungs: it is usually due to excessive effort in expiration. Called also *alveolar ectasia*. **senile**

e., emphysema due to senile dilatation of the alveoli. **small-lunged e.**, atrophic emphysema. **subcutaneous e.**, distention of spaces in the subcutaneous tissues of the body with air or with any other gas **substantial e.** Same as *pulmonary e.* **surgical e.**, aerodermectasia; subcutaneous emphysema following traumatism. **vesicular e.** See *emphysema* (2d def.).

emphysematous (em-fis-em'at-us). Of the nature of or affected with emphysema.

empiric (em-pir'ik) [Gr. ἐμπειρικός experimental]. 1. Based on experience. 2. A practitioner whose skill is based on experience.

empirical (em-pir'ik-al). Same as *empiric* (1st def.).

empiricism (em-pir'is-izm) [Gr. ἐμπειρία experience]. 1. Reliance on mere experience; empiric practice. 2. Quackery.

Empirics (em-pir'iks). The second of the post-Hippocratic schools of medicine, which arose in the second century, B. C., under the leadership of Philenos of Cos and Serapion of Alexandria (280 B.C.). As opposed to the Dogmatists, they declared that the search for the ultimate causes of phenomena was vain, but they were active in endeavoring to discover the immediate causes. They paid particular attention to the totality of symptoms. In their search for a line of treatment to benefit a particular set of symptoms they employed the "tripod of the Empirics". 1, one's own chance observations; 2, learning obtained from contemporaries and predecessors; 3, in cases of new diseases, forming conclusions from other diseases which resemble them—analogy. They paid great attention to clinical observation, and were guided in their therapeutics almost entirely by experience.

empirin (em-pi'rin). A proprietary pure acetylsalicylic acid.

emplastic (em-plas'tik) [Gr. ἐμπλαστικός daubed]. 1. Adhesive or glutinous. 2. A constipating medicine

emplastrum (em-plas'trum) [L.; Gr ἔμπλαστρον]. A plaster, an adhesive, flat, solid, medicated preparation for external use. See *plaster.* **e. adhæ'sivum** (U. S. P.), adhesive plaster. **e. belladon'næ** (U. S. P.), belladonna plaster **e. canthar'idis** (U. S. P.), cantharides plaster. **e. cap'sici** (U. S. P.), capsicum plaster. **e. hydrargy'ri**, mercurial plaster. **e. o'pii**, opium plaster. **e. plum'bi olea'tis** (U. S. P.), lead plaster. **e. sapo'nis**, soap plaster. **e. sin'apis** (U. S. P.), mustard plaster.

emprosthotonos (em-pros-thot'o-nos) [Gr. ἔμπροσθεν forward + τείνειν to stretch]. A form of spasm in tetanus which brings the head and feet forward and renders the body tense.

emptysis (emp'tis-is) [Gr. ἔμπτυσις]. Expectoration, especially of blood; hemoptysis.

Empusa (em-pu'sah). A genus of parasitic fungi. **E. mus'cæ**, a species developing in the bodies of flies, thus destroying them.

empyema (em-pi-e'mah) [Gr. ἐν within + πύον pus]. Accumulation of pus in a cavity of the body, especially the chest. **e. benig'num**, a variety in which fever is absent and there is a fair condition of general health, but which is usually incurable. **e. of the chest**, suppuration in the pleural cavity, due to pleurisy or traumatism; pyothorax. The disease is attended by dyspnea, fever, loss of strength, and emaciation. **interlobar e.**, empyema situated between two lobes of the lung **latent e.**, empyema unaccompanied by any symptoms. **loculated e.**, pus in a group of loculi. **mastoid e.**, suppurative inflammation of the mucous lining of the cavities of the mastoid process. **e. necessita'tis**, empyema in which the pus can make a spontaneous escape **e. of pericardium**, purulent pericarditis. **pneumococcal e.**, that which is due to the pneumococcus. **pulsating e.**, pyothorax in which the heart movements cause a visible vibration of the chest-walls. **putrid e.**, a form in which the pus has become more or less decomposed. **streptococcal e.**, a form due to the streptococcus of erysipelas. **tuberculous e.**, a rare form due to the bacillus of tuberculosis.

empyematic, empyemic (em"pi-e-mat'ik, em-pi-em'ik). Pertaining to or of the nature of empyema.

empyesis (em-pi-e'sis) [Gr. ἐμπυεῖν to suppurate]. 1. Any disease characterized by phlegmonous vesicles becoming filled with purulent fluid. 2. Pus behind the iris (Marchart); hypopyon (Himly).

empyocele (em'pi-o-sēl) [Gr. ἐν in + πύον pus + κήλη tumor]. A collection of pus at the navel.

empyreuma (em-pi-ru'mah) [Gr. ἐμπυρεύειν to kindle]. The peculiar odor of animal or vegetable matter when charred in a closed vessel.

empyroform (em-pi'ro-form). A brownish powder, a product of birch tar and formaldehyd used in eczema and other skin diseases in a 5 per cent. ointment, or in a 1 per cent solution with chloroform and acetone.

emulgent (e-mul'jent) [L. *emulge're* to milk or drain out]. 1 Effecting a straining or purifying process 2 A renal artery or vein 3 A medicine which stimulates the flow of bile or urine.

emulsifier (e-mul'sif-i-er). A substance used to produce an emulsion of a fixed oil.

emulsify (e-mul'se-fi). To convert into an emulsion; to be changed into an emulsion.

emulsin (e-mul'sin) Synaptase· a hydrolyzing enzyme which splits amygdalin and other glucosids

emulsion (e-mul'shun) [L *emul'sio, emul'sum*]. An oily or resinous substance divided and held in suspension through the agency of an adhesive, mucilaginous, or other substance. The official emulsions are those of *asafetida, cod-liver oil,* and *oil of turpentine.* **bacillary e.** See *new tuberculin, Koch,* under *tuberculin* **Bütschli's e.**, a preparation of potassium carbonate and rancid olive oil. used in microscopic work. **kerosene e.** (as an insecticide): dissolve ½ pound of hard soap in 1 gallon of water; while boiling hot pour it into 2 gallons of kerosene. Churn this with a spray pump till it changes to a creamy and then into a soft butter-like mass. For use, add 1 part to 9 parts of water. **Pusey's e.**, powdered tragacanth, 1 dr; glycerin, phenol, oil of bergamot, each, 5 min.; olive oil, 4 oz.; water sufficient to make 1 pint used in infantile eczema

emulsive (e-mul'siv). 1. Capable of emulsifying a substance. 2. Susceptible of being emulsified. 3. Affording an oil on pressure.

emulsoid (e-mul'soid). An emulsion colloid See under *colloid*

emulsol (e-mul'sol). A proprietary agent used in emulsifying cod-liver oil

emulsum (e-mul'sum), pl. *emul'sa* [L. for "emulsion"]. An emulsion

emunctory (e-munk'to-re) [L. *emun'gere* to cleanse]. 1. Excretory or depurant. 2. Any excretory organ or duct.

emundation (e-mun-da'shun) [L. *emunda'tio* a cleansing]. The rectification and garbling of drugs.

emydin (em'id-in). A protein found in the eggs of the tortoise.

enamel (en-am'el). The white, compact, and very hard substance that covers and protects the dentin of the crown of the teeth. **e.-cap**, the enamel-organ during that stage of its development in which it covers the top of the dental papilla like a cap. **e.-cell.** See *ameloblast.* **e.-column**, the enamel-rod or prism; any one of the set of long, prismatic bodies which make up

the substance of the enamel. **curled e.**, enamel in which the columns are bent. **e.-cuticle.** See *cuticula dentis*. **e.-fiber.** See *e.-column*. **e.-germ**, the epithelial rudiment of the enamel-organ. **e.-jelly**, the soft material whence the dental enamel is developed. **e.-membrane**, the cuticula dentis. **e.-organ**, an embryonic organ connected with the dental groove whence the enamel-cap is first developed, and afterward the enamel itself. **e.-prism.** Same as *e.-column*. **e.-pulp.** Same as *e.-jelly*. **e.-rod.** See *e.-column*. **e.-sac**, the enamel-organ during the stage in which its outer layer forms a sac inclosing the whole dental germ.

enameloma (e-nam-el-o'mah) [*enamel* + Gr. *-oμα* tumor] An embryonal tumor of enamel tissue.

enanthem (en-an'them). Same as *enanthema*.

enanthema (en-an'them-ah), pl. *enanthem'ata* [Gr. *ἐν* in + *ἄνθημα* a blossoming]. An eruption upon a mucous surface.

enanthematous (en-an'them'at-us). Pertaining to or of the nature of an enanthema.

enanthesis (en-an-the'sis) [Gr *ἐν* in + *ἀνθεῖν* to bloom]. Any skin eruption due to an internal disease.

enanthin, œnanthin (e-nan'thin) A poisonous and emetic resin from *Œnan'the fistulo'sa*.

enanthotoxin, œnanthotoxin (e-nan-tho-toks'-in). A poisonous resin, $C_{17}H_{22}O_5$, from *Œnan'the cro'cata*.

enanthrope (en-an'thrōp) [Gr. *ἐν* in + *ἄνθρωπος* man]. Any source of disease that does not originate outside the body.

enantiobiosis (en-an''te-o-bi-o'sis) [Gr. *ἐναντίος* opposite + *βίος* life]. The condition in which organisms living together antagonize one another's development. Cf. *symbiosis*.

enantiomorphic (en-an''te-o-mor'fik) [Gr. *ἐναντίος* opposite + *μόρφη* form]. Similar but reversed, as the two hands; said of certain crystals.

enantiopathia, enantiopathy (en-an''te-o-path'-e-ah, en-an-te-op'ath-e) [Gr. *ἐναντίος* opposite + *πάθος* suffering]. 1. Any disease or morbid process antagonistic to or curative of another. 2 The curing of one disease by inducing another of an opposite kind.

enantiothamnosis (en-an''te-o-tham-no'sis). Infection by the fungus Enantiothamnus.

Enantiothamnus (en-an''te-o-tham'nus). A genus of fungi *E. braul'ti* causes a condition marked by the development of nodules which have a central opening from which pus exudes.

enarkyochrome (en-ar'ke-o-krōm) [Gr. *ἐν* in + *ἄρκυς* network + *χρῶμα* color] An arkyochrome nerve-cell containing a single network of chromatin substance.

enarthritis (en-ar-thri'tis) [Gr. *ἐν* in + *ἄρθρον* joint] Inflammation of an enarthrodial joint.

enarthrodial (en-ar-thro'de-al). Of or pertaining to an enarthrosis

enarthrosis (en-ar-thro'sis) [Gr. *ἐν* in + *ἄρθρον* joint] A ball-and-socket joint; a joint in which the globular head of one bone is received into a socket in another, such as in the hip-joint.

en bissac (aw bis-sahk') [Fr.]. A method of reducing strangulated hernia by forcing a congenital hernia into a pouch or diverticulum.

encanthis (en-kan'this) [Gr. *ἐν* in + *κάνθος* the angle of the eye]. A small red excrescence on the semilunar fold of the conjunctiva and inner lacrimal caruncle.

Encapsulateæ (en-kap-su-la'te-e). A genus of the Bacteriaceæ, they are short, encapsulated, non motile, Gram-negative rods found principally in the respiratory tract of man. **E. pneumo'niæ.** Same as *Bacterium mucosum capsulatum*.

encapsulation (en-kap-su-la'shun). 1. Any act of inclosing in a capsule. 2. A physiologic process of inclosure in a sheath made up of a substance not normal to the part.

encapsuled (en-kap'sūld). Inclosed, as in a capsule.

encarditis (en-kar-di'tis). Same as *endocarditis*.

encatarrhaphy (en-kat-ar'af-e). See *enkatarrhaphy*.

enceinte (aw-sont') [Fr]. Pregnant; with child.

encelialgia, encœlialgia (en-se-le-al'je-ah) [Gr. *ἐν* in + *κοιλία* belly + *ἄλγος* pain]. Pain in an abdominal viscus.

encelitis, enceliitis (en-se-li'tis, en-se-le-i'tis)[Gr. *ἐν* in + *κοιλία* belly + *-ιτις* inflammation]. Inflammation of any intra-abdominal organ.

encephalalgia (en-sef-al-al'je-ah) [Gr. *ἐγκέφαλος* brain + *ἄλγος* pain] Pain within the head.

encephalasthenia (en-sef''al-as-the'ne-ah) [Gr. *ἐγκέφαλος* brain + *ἀσθήνεια* weakness]. Lack of brain power.

encephalatrophy (en-sef-al-at'ro-fe) [Gr. *ἐγκέφαλος* brain + *atrophy*] Atrophy of the brain.

encephalauxe (en''sef-al-awks'e) [Gr. *ἐγκέφαλος* brain + *αὐξή* increase]. Hypertrophy of the brain.

encephalemia, encephalæmia (en-sef-al-e'me-ah) [Gr *ἐγκέφαλος* brain + *αἷμα* blood]. Congestion of the brain.

encephalic (en-sef-al'ik). Pertaining to the encephalon, or to the cavity within the skull.

encephalin (en-sef'al-in) A nitrogenous principle said to be obtainable from brain tissue.

encephalitic (en''sef-al-it'ik). Pertaining to or affected with encephalitis.

encephalitis (en''sef-al-i'tis) [Gr. *ἐγκέφαλος* brain + *-ιτις* inflammation]. Inflammation of the brain. **cortical e., e. cortica'lis,** chronic encephalitis affecting the cortex of the brain only. **enzoötic e. of horses,** Borna's disease **e. epidem'ica, epidemic e.,** encephalitis lethargica. **hemorrhagic e.,** inflammation of the brain with hemorrhagic exudate Called also *Strümpell-Leichtenstern type of encephalitis*. **e. hyperplas'tica,** acute nonsuppurating encephalitis Called also *Hayem's type of encephalitis*. **infantile e.,** inflammation of the brain in children from infectious disease, injury, etc., and causing the cerebral palsies of children. **influenzal e.,** encephalitis lethargica. **e. lethar'gica, lethargic e.,** an acute infectious and mildly contagious disease of obscure pathology and showing unusual cerebral symptoms, the distinctive features being an increasing languor, apathy, and drowsiness, passing into lethargy. There is progressive muscular weakness and various crarial nerve palsies Called also *epidemic encephalitis, sleeping sickness*, and *nona* **e. neonato'rum,** encephalitis of the newborn **e. periaxia'lis,** massive inflammation of the white matter of the cerebral hemispheres, beginning in the occipital lobes and characterized by early disappearance of the myelin. The disease occurs mostly in children and young subjects and begins with occipital blindness. Called also *Schilder's disease*. **purulent e., pyogenic e.,** encephalitis characterized by the presence of miliary abscesses and small blood extravasations in the brain. **e. subcortica'lis chron'ica,** sclerotic changes in the vessels of the subcortical white matter of the brain

Encephalitozoön (en-sef-al''it-o-zo'on) [*encephalitis* + Gr. *ζῷον* animal]. A microsporidian parasite. **E. cunic'uli,** the causative agent in spontaneous encephalomyelitis of the rabbit. They are found in intracellular cysts as well as free in the brain, kidney, and other organs **E. ra'biei,** bodies found in the cells of the central nervous system and in the cells of the salivary glands and which are thought to be the agents which cause rabies.

encephalization (en-sef-al-iz-a'shun). The developmental process which resulted in the formation of the head.

encephalocele (en-sef'al-o-sēl) [Gr. ἐγκέφαλος brain + κήλη hernia]. Hernia of the brain, manifested by protrusion through a congenital or traumatic opening of the skull.



Encephalocele.

encephalocœle (en-sef'-al-o-se'le) [Gr. ἐγκέφαλος brain + κοῖλος hollow] 1. The entire cavity of the cranium. 2. The ventricles and other spaces of the brain.

encephalocystocele (en-sef''al-o-sis'to-sēl) [Gr. ἐγκέφαλος brain + κύστις bladder + κήλη hernia]. Hernia of the brain, the protrusion being distended by a collection of fluid communicating with the ventricle. Called also *hydrencephalocele.*

encephalodialysis (en-sef''al-o-di-al'is-is) [Gr. ἐγκέφαλος brain + διάλυσις loosening]. Softening of the brain.

encephalography (en-sef-al-og'raf-e) [Gr. ἐγκέφαλος brain + γράφειν to unite]. Roentgenographic photography of the brain.

encephaloid (en-sef'al-oid) [Gr. ἐγκέφαλος brain + εἶδος form]. 1. Resembling the brain or brain substance. 2. Encephaloma.

encephalolith (en-sef'al-o-lith) [Gr. ἐγκέφαλος brain + λίθος stone]. A brain calculus.

encephalology (en-sef-al-ol'o-je) [Gr. ἐγκέφαλος brain + λόγος discourse] The sum of knowledge regarding the brain, its functions, and its diseases.

encephaloma (en-sef-al-o'mah). 1. Hernia of the brain. 2. Encephaloid cancer; a malignant growth of brain-like texture See *carcinoma.*

encephalomalacia (en-sef''al-o-mal-a'se-ah) [Gr. ἐγκέφαλος brain + μαλακία softening]. Morbid softness, or softening, of the brain.

encephalomeningitis (en-sef''al-o-men-in-ji'tis) [*encephalitis* + *meningitis*] Inflammation of the brain and its membranes.

encephalomeningocele (en-sef''al-o-men-in'go-sēl) [Gr. ἐγκέφαλος brain + μῆνιγξ membrane + κήλη hernia]. Protrusion of the cerebral membranes and brain substance through the skull.

encephalomere (en-sef'al-o-mēr) [Gr. ἐγκέφαλος brain + μέρος part]. Any one of the succession of segments which make up the primary or embryonic brain.

encephalometer (en-sef-al-om'et-er) [Gr. ἐγκέφαλος brain + μέτρον measure] An instrument for measuring the skull, and used in locating certain of the regions of the brain.

encephalomyelitis (en-sef''al-o-mi-el-i'tis). A combination of encephalitis and myelitis.

encephalomyelopathy (en-sef''al-o-mi-el-op'-ath-e) [Gr. ἐγκέφαλος brain + μυελός marrow + πάθος disease]. Any disease or diseased condition of the brain and spinal cord.

encephalon (en-sef'al-on) [Gr. ἐγκέφαλος brain]. That portion of the central nervous system which is contained within the cranium. **epichordal e.,** that portion of the brain situated posterior to the notochord

encephalonarcosis (en-sef''al-o-nar-ko'sis) [Gr. ἐγκέφαλος brain + νάρκη stupor]. Stupor due to brain disease.

encephalopathic (en-sef''al-o-path'ik). Pertaining to a brain disease.

encephalopathy (en-sef-al-op'ath-e) [Gr. ἐγκέφαλος brain + πάθος illness]. Any disease of the brain. **lead-e.,** any brain disorder caused by lead-poisoning.

encephalophyma (en-sef''al-o-fi'mah) [Gr. ἐγκέφαλος brain + φῦμα growth]. Any tumor of the brain.

encephalopsy (en-sef'al-op-se) [Gr. ἐγκέφαλος brain + ὄψις vision]. A condition in which the patient associates certain colors with certain words, numbers, flavors, etc. See *pholism* and *psychochrome.*

encephalopsychosis (en-sef''al-o-si-ko'sis) [Gr. ἐγκέφαλος brain + *psychosis*] Any mental disease due to focal brain lesion (Southard)

encephalopyosis (en-sef''al-o-pi-o'sis) [Gr. ἐγκέφαλος brain + πύωσις suppuration]. Suppuration or abscess of the brain.

encephalorachidian (en-sef''al-o-ra-kid'e-an) [Gr. ἐγκέφαλος brain + ῥάχις spine]. Same as *cerebrospinal.*

encephalorrhagia (en-sef''al-or-a'je-ah) [Gr. ἐγκέφαλος brain + ῥηγνύναι to burst out]. Hemorrhage within the brain or from the brain.

encephalosclerosis (en-sef''al-o-skle-ro'sis) [Gr. ἐγκέφαλος brain + σκλήρωσις hardness]. Hardening of the brain.

encephaloscope (en-sef'al-o-skōp). A speculum for examining cavities (such as abscess cavities) in the brain.

encephaloscopy (en-sef-al-os'ko-pe) [Gr. ἐγκέφαλος brain + σκοπεῖν to view]. Inspection or examination of the brain.

encephalosepsis (en-sef''al-o-sep'sis) [Gr. ἐγκέφαλος brain + σῆψις decay]. Gangrene of brain tissue

encephalosis (en-sef-al-o'sis) [Gr ἐγκέφαλος brain] Any organic brain disease

encephalospinal (en-sef''al-o-spi'nal). Pertaining to the brain and spinal column.

encephalothlipsis (en-sef''al-o-thlip'sis) [Gr ἐγκέφαλος brain + θλῖψις pressure] Brain compression

encephalotome (en-sef'al-o-tōm). An instrument for performing encephalotomy.

encephalotomy (en-sef-al-ot'o-me) [Gr. ἐγκέφαλος brain + τομή a cutting]. 1 The operation of destroying the brain of a fetus in order to facilitate delivery. 2. The dissection or anatomy of the brain.

encheiresis (en-ki-re'sis) [Gr. ἐν in + χείρ hand]. Any manipulation, especially the introduction of a bougie, sound, or catheter.

enchondral (en-kon'dral). Endochondral

enchondroma (en-kon-dro'mah) [Gr ἐν in + χόνδρος cartilage] A tumor made up of cartilaginous tissue **e. petrifʹicum,** a cartilaginous tumor with osseous infiltration, osteo-enchondroma

enchondromatous (en-kon-dro'mat-us). Of the nature of or pertaining to enchondroma

enchondrosarcoma (en-kon''dro-sar-ko'mah). A sarcoma containing cartilaginous tissue.

enchondrosis (en-kon-dro'sis) [see *enchondroma*]. An outgrowth from cartilage; also an enchondroma.

enchylema (en-ki-le'mah) [Gr ἐν in + χυλός juice]. See *hyaloplasm*

enchyma (en'ki-mah) [Gr. ἐν in + χεῖν to pour]. The substance elaborated from absorbed nutritive materials; the formative juice of the tissues.

enclave (en'klāv; Fr. aw-klahv') [Fr]. A substance detached from its normal connection and inclosed within another organ or tissue.

enclavement (en-klāv'ment). 1. Impaction, as of a fetus in the pelvic strait. 2. Retention due to constriction.

enclitic (en-klit'ik) [Gr. ἐγκλίνειν to incline]. Having the planes of the fetal head inclined to those of the maternal pelvis; not synclitic.

encœlialgia, encœlitis. See *enccelialgia* and *encelitis.*

encolpism (en-kol'pizm) [Gr ἐν in + κόλπος vagina]. Medication by vaginal suppositories and injections.

encolpitis (en-kol-pi'tis) [Gr. ἐν in + κόλπος vagina]. See *endocolpitis*.

encopresis (en-kop-re'sis). Incontinence of stools.

encranial (en-kra'ne-al). Situated within the cranium.

encyesis (en-si-e'sis) [Gr. ἔν in + κύησις pregnancy]. Normal uterine pregnancy.

encyopyelitis (en-si''o-pi-e-li'tis) [*encyesis* + *pyelitis*] Inflammation of the renal pelvis occurring in normal pregnancy.

encysted (en-sis'ted) [Gr. ἐν in + κύστις cyst]. Inclosed in a sac, bladder, or cyst.

encystment (en-sist'ment). The process or condition of being or becoming encysted.

endadelphos (end-ad-el'fos) [Gr. ἔνδον within + ἀδελφός brother] A monster in which a parasitic twin is inclosed within the body of the autosite, or within a tumor upon the larger twin.

Endameba, Endamœba (end-am-e'bah). Same as *Entameba*.

endamebiasis (end-am-e-bi'as-is). Infestation with Endamebæ.

endangeitis, endangitis (end-an-je-i'tis, end-an-ji'tis). Inflammation of the endangium; intimitis.

endangium (end-an'je-um) [Gr. ἔνδον within + ἀγγεῖον vessel]. The intima, or innermost coat of a blood-vessel.

endaortic (end-a-or'tik). Pertaining to the interior of the aorta.

endaortitis (end''a-or-ti'tis). Inflammation of the lining membrane of the aorta.

endarterial (end-ar-te're-al). Within an artery.

endarteritis (end''ar-ter-i'tis) [Gr. ἔνδον within + ἀρτηρία artery]. Inflammation of the intima of an artery. **e. defor'mans,** chronic endarteritis characterized by fatty degeneration of the arterial tissues, with the formation of deposits of lime-salts. **e. oblit'erans,** endarteritis followed by collapse and closure of the smaller branches **e. prolif'erans,** overgrowth of fibrous tissue in the internal layers of the aorta.

endarterium (end-ar-te're-um) [Gr ἔνδον within + ἀρτηρία artery]. The intima or innermost coat of an artery.

end-artery (end'ar-ter-e). An artery which does not anastomose with other arteries, either of itself or by its branches

endaxoneuron (end''aks-o-nu'ron) [Gr ἔνδον within + *axoneuron*]. A neuron the process of which remains within the spinal cord.

end-body (end'bod-e) See under *body*

end-brain (end'brān). The telencephalon; that part of the anterior cerebral vesicle whence are developed the pars optica, hypothalami, striatum, rhinencephalon, and pallium.

end-brush (end'brush). The brush-like or tufted arrangement sometimes forming the termination of the process of a nerve-cell.

end-bud, end-bulb (end'bud, end'bulb). An ovoid or spheroid body found in certain parts of the mucous membrane, at the ends of a branch of a sensitive nerve

endchondral (end-kon'dral). Same as *endochondral*.

endeictic (en-dīk'tik) [Gr. ἔνδειξις a pointing out]. Symptomatic

endemia (en-de'me-ah). Any endemic disease.

endemial (en-de'me-al). Endemic.

endemic (en-dem'ik) [Gr. ἐν in + δῆμος people, district]. 1. Pertaining to or prevalent in a particular district or region. 2. An endemic disease; a disease which is local, or which is neither epidemic nor sporadic.

endemo-epidemic (en''de-mo-ep-id-em'ik). Endemic, but occasionally becoming epidemic.

endepidermis (end''ep-id-er'mis). The epithelium or internal epidermis.

endermic, endermatic (en-der'mik, en-der-mat'-ik) [Gr. ἐν in + δέρμα skin]. Acting by absorption through the skin.

endermically (en-der'mik-al-e). By direct application to the skin.

endermism (en'der-mizm). The endermic administration of medicines.

endermol (en-der'mol). 1. A proprietary ointment-base, a compound of stearamid with hydrocarbons of the paraffin series. 2. Nicotin salicylate, $OH.C_6H_4.COOH.C_{10}H_{14}N_2$: a crystalline substance free from water and containing 75 per cent. of nicotin.

endermosis (en-der-mo'sis) [Gr. ἐν in + δέρμα skin]. 1 The endermic administration of medicines 2. Any herpetic affection of the mucous membranes.

enderon (en'der-on) [Gr ἐν in + δέρος skin]. The deeper part of the skin or mucous membrane, as distinguished from the epithelium or epidermis.

enderonic (en-der-on'ik). Pertaining to the enderon or derived from it.

end-flake (end'flāk). Same as *end-plate*.

end-lobe (end'lōb). The occipital lobe.

end-nucleus. See *terminal nucleus*, under *nucleus*.

endo- (en'do-) [Gr. ἔνδον within]. A prefix denoting an inward situation.

endo-abdominal (en''do-ab-dom'in-al). Pertaining to the interior of the abdomen.

endo-aneurysmorrhaphy (en''do-an-u-riz-mor'-af-e) [Gr ἔνδον within + ἀνεύρυσμα aneurysm + ῥαφή suture]. Matas' operation for aneurysm by opening the aneurysmal sac and closing the internal orifices by suture.

endo-angiitis (en''do-an-je-i'tis) [Gr. ἔνδον within + *angiitis*]. Inflammation of the intima of a blood-vessel.

endo-antitoxin (en''do-an-te-tok'sin). An antitoxin contained within the elaborating cell.

endo-aortitis (en''do-a-or-ti'tis). See *endaortitis*.

endo-appendicitis (en''do-ap-en-dis-i'tis). Inflammation of the mucous membrane which lines the appendix vermiformis; catarrhal appendicitis.

endo-arteritis (en''do-ar-ter-i'tis). Same as *endarteritis*.

endo-auscultation (en''do-aws-kul-ta'shun). Auscultation of the stomach and thoracic organs by means of a tube passed into the stomach.

endobacillary (en-do-bas'il-a-re). Contained within a bacillus, as, *endobacillary* albuminoid.

endobiotic (en-do-bi-ot'ik) [Gr. ἔνδον within + βίωσις living]. Living parasitically within the tissues of the host.

endoblast (en'do-blast)[Gr ἔνδον within + βλαστός germ]. The endoderm or hypoblast; the more internal of the primary blastodermic layers.

endoblastic (en-do-blast'ik). Pertaining to the endoblast; hypoblastic.

endobronchitis (en''do-brong-ki'tis). Inflammation of the epithelial lining of the bronchi or of the bronchia.

endocardiac, endocardial (en-do-kar'de-ak, en-do-kar'de-al) [Gr. ἔνδον within + καρδία heart]. 1. Situated or occurring within the heart. 2. Pertaining to the endocardium.

endocarditic (en''do-kar-dit'ik). Pertaining to endocarditis.

endocarditis (en''do-kar-di'tis). Inflammation of the endocardium (Bouillaud); a disease generally associated with acute rheumatism, sometimes with other acute febrile diseases, and marked by dyspnea, rapid heart action, and peculiar systolic murmurs. **chronic e.,** a form associated with disease of the heart valves. **fetal e.** See *right-sided e.* **infectious e.** Same as *ulcerative e.* **e. len'ta,** malignant endocarditis of a slow course,

frequently connected with the presence of *Streptococcus viridans*. **malignant e.**, endocarditis with ulceration of the valves; generally secondary to suppuration in some other part of the body. **mural e.**, endocarditis affecting the heart chambers as distinguished from *valvular e.* **plastic e.**, endocarditis with the formation of a fibrous exudate which causes adhesion of the valves to surrounding parts. **polypous e.**, ulcerative endocarditis with the formation of polypoid masses of fibrin. **pustulous e.**, ulcerative endocarditis in which minute abscesses occur in the substance of the valves **right-sided e.**, primary acute endocarditis of the right side of the heart. Called also *fetal e.* **ulcerative e.**, a rapidly fatal form which may follow septic poisoning. It is attended with symptoms of pyemia, and results in ulceration and erosion of the valves. Called also *infective, malignant,* and *septic e.* **valvular e.**, endocarditis affecting the membrane over the valves of the heart only. **vegetative e.**, **verrucous e.**, endocarditis with the formation of shreds of fibrin on the ulcerated valves.

endocardium (en-do-kar'de-um) [Gr. ἔνδον within + καρδία heart]. The epithelial lining membrane of the heart.

endoceliac (en-do-se'le-ak) [Gr. ἔνδον within + κοιλία cavity]. Inside one of the body cavities.

endocellular (en-do-sel'u-lar). Within a cell.

endocervical (en-do-ser'vik-al). Pertaining to the interior of the cervix uteri.

endocervicitis (en"do-ser-vis-i'tis) [Gr ἔνδον within + L *cer'vix* neck]. Inflammation of the lining membrane of the neck of the uterus

endochondral (en-do-kon'dral). Developed within cartilage, as, an *endochondral* bone

endochorion (en-do-ko're-on) [Gr. ἔνδον within + χόριον chorion]. The inner chorionic layer.

endochrome (en'do-krōm) [Gr ἔνδον within + χρῶμα color]. The coloring-matter within a cell.

endocolitis (en"do-ko-li'tis). Inflammation of the mucous membrane of the colon.

endocolpitis (en"do-kol-pi'tis) [Gr. ἔνδον within + κόλπος vagina]. Inflammation of the mucous membrane of the vagina.

endocomplement (en-do-kom'ple-ment) An endocellular complement, a complement contained in the erythrocytes as distinguished from that contained in the serum.

endocorpuscular (en-do-kor-pus'ku-lar). Within a corpuscle.

endocranial (en-do-kra'ne-al). Within the cranium.

endocranitis (en"do-kra-ni'tis). Inflammation of the endocranium; external pachymeningitis.

endocranium (en-do-kra'ne-um) [Gr. ἔνδον within + κρανίον skull]. The dura mater of the brain.

endocrin (en'do-krin) [Gr. ἔνδον within + κρίνειν to separate]. The internal secretion of a gland.

endocrinasthenia (en-do-krin-as-the'ne-ah). Endocrine exhaustion resulting in a psychosis or psychoneurosis.

endocrinasthenic (en-do-krin-as-then'ik). Pertaining to or marked by endocrine exhaustion.

endocrine (en'do-krīn). 1. Secreting internally; applied to organs whose function is to secrete into the blood or lymph a substance which plays an important rôle in metabolism. See *internal secretion,* under *secretion* and *hormone.* 2. Pertaining to internal secretions.

endocrinic (en-do-krin'ik). Endocrinous.

endocrinism (en-dok'rin-izm). Endocrinopathy.

endocrinodontia (en-do-krin-o-don'she-ah) [*endocrine* + Gr. ὀδοῦς tooth]. The study of the relation of internal secretions to tooth formation and development.

endocrinologist (en"do-krin-ol'o-jist). A worker in the subject of endocrinology or a physician who treats diseases arising from disordered internal secretions.

endocrinology (en"do-krin-ol'o-je) [*endocrin* + Gr. λόγος treatise]. The study of the internal secretions.

endocrinopath (en-do-krin'o-path). A person with disorder of the glands of internal secretion.

endocrinopathic (en"do-krin-o-path'ik). Pertaining to or affected with endocrinopathy; also a person so affected.

endocrinopathy (en"do-krin-op'ath-e) [*endocrine* + Gr. πάθος disease]. Any disease due to disorder of any of the internal secretions.

endocrinotherapy(en-do-krin-o-ther'ap-e). Treatment of disease by the administration of endocrine preparations.

endocrinous (en-dok'rin-us). Of or pertaining to an internal secretion or to a gland producing such a secretion.

endocrisines (en-dok'ris-inz). A proprietary preparation, being total extracts of all the internal secretory glands.

endocritic (en-do-krit'ik). Same as *endocrine.*

endocyclic (en-do-sik'lik). A term applied to cyclic compounds in which the bond occurs in the nucleus.

endocystitis (en"do-sis-ti'tis). Inflammation of the lining membrane of the bladder.

endocyte (en'do-sīt) [Gr ἔνδον within + κύτος cell]. Any cell-inclusion.

endoderm (en'do-derm) [Gr ἔνδον within + δέρμα skin]. The hypoblast, or inner layer of the blastoderm, or of the two-layered embryo.

Endodermophyton (en-do-der-mof'it-on) A genus of fungi closely resembling Trichophyton which attacks the skin rather than the hair and dissects the horny layer of the epidermis from the reta without giving rise to suppuration. **E. castella'ni,** the form which causes Tinea intersecta. **E. concen'tricum,** the form which causes Tinea imbricata.

endodiascope (en-do-dī'as-kōp). An *x*-ray tube which may be placed inside a body cavity for radiography and radiotherapy.

endodiascopy (en-do-di-as'ko-pe) [Gr. ἔνδον within + διά through + σκοπεῖν to view]. Skiascopic examination of a body cavity.

endodontitis (en"do-don-ti'tis) [Gr. ἔνδον within + ὀδούς tooth]. Inflammation of the dentinal pulp.

endo-ectothrix (en-do-ek'to-thriks). A ring-worm fungus which produces spores both on the interior and exterior of the hairs

endo-enteritis (en"do-en-ter-i'tis). Inflammation of the mucous membrane of the intestine.

endo-enzyme (en-do-en'zīm) An intracellular enzyme; an enzyme which is retained in a cell and not excreted into the surrounding medium. Cf. *exo-enzyme.*

endo-erepsin (en-do-e-rep'sin). Endocellular erepsin.

endo-esophagitis (en"do-e-sof-aj-i'tis). Inflammation of the lining membrane of the esophagus.

endo-exoteric (en"do-eks-o-ter'ik) [Gr. ἔνδον within + ἐξωτερικός pertaining to the outside]. Resulting from certain causes internal to the body, and from others of external origin.

endofaradism (en-do-far'ad-izm). Internal faradism, as of the stomach.

endogalvanism (en-do-gal'van-izm). Internal galvanism, as of the stomach.

endogamy (en-dog'am-e) [Gr. ἔνδον within + γάμος marriage]. Fertilization by the union of separate cells having the same chromatin ancestry. Called also *pedogamy.* Cf. *autogamy* and *exogamy.*

endogastrectomy (en"do-gas-trek'to-me) [Gr. ἔνδον within + γαστήρ stomach + ἐκτομή excision]. Extirpation of the mucosa of the stomach.

endogastric (en-do-gas'trik). Pertaining to the interior of the stomach.

endogastritis (en"do-gas-tri'tis). Inflammation of the mucous membrane of the stomach.

endogen (en'do-jen). An obsolete term for the monocotyledonous plants.

endogenic (en-do-jen'ik). Endogenous.

endogenous (en-doj'en-us) [Gr. *ἔνδον* within + *γεννᾶν* to produce]. Originating within the organism.

endoglobar (en-do-glo'bar). Endoglobular.

endoglobular (en"do-glob'u-lar). Situated or occurring within the blood-corpuscles.

endognathion (en-do-gna'the-on) [Gr. *ἔνδον* within + *γνάθος* jaw]. The inner segment of the incisive bone.

endogonidium (en"do-go-nid'e-um). A gonidium developed within a cell.

endo-intoxication (en"do-in-toks-ik-a'shun). Poisoning caused by an endogenous toxin.

endolabyrinthitis (en"do-lab-i-rin-thi'tis). Inflammation of the membranous labyrinth.

endolaryngeal (en"do-lar-in'je-al) [Gr. *ἔνδον* within + *λάρυγξ* larynx]. Situated on or occurring within the larynx.

Endoli'max na'na. A non-pathogenic ameba found in the intestines and characterized by a nucleus containing two or more large masses of chromatin connected by strands.

endolumbar (en-do-lum'bar). Within the lumbar portion of the spinal cord.

endolymph (en'do-limf) [Gr. *ἔνδον* within + *lymph*]. The liquor scarpæ, a fluid contained in the membranous labyrinth of the ear

endolymphatic, endolymphic (en"do-lim-fat'-ik, en-do-lim'fik). Pertaining to the endolymph.

endolysin (en-dol'is-in) [Gr *ἔνδον* within + *lysin*]. A bactericidal substance existing in leukocytes, which acts directly on bacteria. **leukocytic e.** See *leukin*

endomastoiditis (en"do-mas-toid-i'tis). Inflammation within the mastoid cavity and cells.

endometrectomy (en"do-me-trek'to-me) [Gr. *ἔνδον* within + *μήτρα* womb + *ἐκτομή* excision]. Extirpation of the uterine mucosa.

endometrial (en-do-me'tre-al). Pertaining to the endometrium.

endometrioma (en-do-me-tre-o'mah). A tumor containing endometrium. See *adenomyoma*

endometritis (en"do-me-tri'tis) [Gr. *ἔνδον* within + *μήτρα* uterus + *-ιτις* inflammation]. Inflammation of the endometrium, or lining membrane of the uterus. Endometritis is of various kinds: it may be *catarrhal, croupous, diphtheric, fungous, gangrenous, hemorrhagic,* or *septic.* It is *cervical* or *corporeal,* according as it affects the cervix or body of the uterus. **bacteriotoxic e.,** endometritis caused by the toxins of bacteria, as distinguished from that caused by the presence of the organisms themselves **decidual e.,** inflammation of the decidual membranes of pregnancy **e. dis'secans,** endometritis with a tendency to the formation of large, deep ulcers. **exfoliative e.,** endometritis with the casting off of portions of the membrane. **membranous e.,** endometritis with an exudate which forms a false membrane.

endometrium (en-do-me'tre-um). The mucous membrane that lines the cavity of the uterus.

endometry (en-dom'et-re) [Gr. *ἔνδον* within + *μέτρον* measure]. The measurement of the capacity of a cavity.

endomixis (en-do-miks'is) [Gr. *ἔνδον* within + *μίξις* mixture]. The disintegration and subsequent reorganization of the macronucleus occasionally observed in a protozoan organism. It may to some extent take the place of conjugation.

Endomyces (en-do-mi'sēz). A genus of the Saccharomycetes in which the mycelium is segmented. **E. albicans,** a species found in thrush. Called also *Monilia albicans. E. rhoi* and *E. subtilis* have also been found parasitic in man. **E. vuillemi'ni,** one of the organisms causing thrush.

endomyocarditis (en"do-mi-o-kar-di'tis) [Gr. *ἔνδον* within + *μῦς* muscle + *καρδία* heart]. Inflammation of the endocardium and myocardium.

endomysium (en-do-mis'e-um) [Gr. *ἔνδον* within + *μῦς* muscle]. The areolar tissue which separates the fibers of any muscular fasciculus.

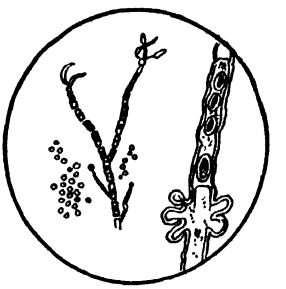

Endomyces (Rivas).

endonasal (en-do-na'zal). Within the nose.

endonephritis (en"do-nef-ri'tis) [Gr. *ἔνδον* within + *nephritis*]. Same as *pyelitis.*

endoneuritis (en"do-nu-ri'tis). Inflammation of the endoneurium.

endoneurium (en-do-nu're-um) [Gr *ἔνδον* within + *νεῦρον* nerve]. The delicate connective tissue between the fibers of any funiculus of a nerve.

endonuclear (en-do-nu'kle-ar). Within a cell nucleus.

endonucleolus (en"do-nu-kle'o-lus). A non-staining spot near the center of the nucleolus.

endo-oxidase (en-do-ok'sid-ās). Oxidase occurring within a cell, such as a bacterium.

endoparasite (en-do-par'as-īt) [Gr *ἔνδον* within + *παράσιτος* parasite]. A parasite which lives within the body of its host.

endopelvic (en-do-pel'vik). Within the pelvis.

endoperiarteritis (en"do-per"e-ar-ter-i'tis) Endarteritis combined with periarteritis

endopericardial (en"do-per-e-kar'de-al). Pertaining to the endocardium and pericardium.

endopericarditis (en"do-per-ik-ar-di'tis). Endocarditis combined with pericarditis.

endoperimyocarditis (en"do-per-e-mi"o-kar-di'tis). Inflammation of the endocardium, pericardium, and myocardium.

endoperineuritis (en"do-per-e-nu-ri'tis). Inflammation of the endoneurium and perineurium.

endoperitonitis (en"do-per-it-o-ni'tis). Inflammation of the serous lining of the peritoneal cavity.

endophlebitis (en"do-fle-bi'tis) [Gr. *ἔνδον* within + *φλέψ* vein + *-ιτις* inflammation]. Inflammation of the intima of a vein.

endophthalmitis (en-dof-thal-mi'tis) [Gr. *ἔνδον* within + *ophthalmitis*]. Inflammation of the internal structures of the eye. **e. phacogenet'ica,** endophthalmitis occurring as a reaction to the injection of lens substance.

endophylaxination (en"do-fi-lak-sin-a'shun). Resistance to intoxication developed entirely within the body of the animal possessing it.

endophyte (en'do-fīt) [Gr. *ἔνδον* within + *φυτόν* plant] A vegetable organism growing within an animal or a plant.

endoplasm (en'do-plazm) [Gr. *ἔνδον* within + *πλάσμα* something formed]. The central portion of the cytoplasm of a cell. Cf. *ectoplasm.*

endoplast (en'do-plast) [Gr. *ἔνδον* within + *πλάσσειν* to form]. The nucleus of a cell.

endoplastic (en-do-plas'tik). Same as *entoplastic.*

endorachis (en-dor'ak-is) [Gr *ἔνδον* within + *ῥάχις* spine]. A delicate membrane lining the spinal canal.

end-organ (end'or-gan). Any end-bud, end-plate, or other similar terminal nerve expansion. **e. of Ruffini,** any of the peculiar nerve end-organs occurring in the corium, side by side with pacinian corpuscles. They consist of a connective-tissue framework supporting a rich arborization of telodendria.

endorhachis (en-do-ra'kis) [Gr. ἔνδον within + ῥάχις spine]. The spinal dura mater.

endorhinitis (en"do-rin-i'tis) [Gr. ἔνδον within + ῥίς nose]. Inflammation of the lining membrane of the nasal passages.

endosalpingitis (en"do-sal-pin-ji'tis) [Gr. ἔνδον within + σάλπιγξ tube + -ιτις inflammation]. Inflammation of the lining membrane of the oviduct.

endosarc (en'do-sark). See *entosarc.*

endoscope (en'do-skōp) [Gr. ἔνδον within + σκοπεῖν to examine]. An instrument for the examination of the interior of a hollow viscus, such as the bladder.

endoscopy (en-dos'ko-pe). Inspection of any cavity of the body by means of the endoscope.

endosecretory (en-do-se'kre-to-re) [Gr. ἔνδον within + *secretory*]. Pertaining to the internal secretions, as, *endosecretory* organs.

endosepsis (en-do-sep'sis). Septicemia originating within the organism.

endoskeleton (en-do-skel'et-on) [Gr. ἔνδον within + σκελετόν skeleton]. The bony and cartilaginous structures of the body, exclusive of that part of the skeleton only which is of dermal origin.

endosmometer (en-dos-mom'et-er) [*endosmosis* + Gr. μέτρον measure]. An instrument for determining the rate and extent of endosmosis.

endosmose, endosmosis (en'dos-mōs, en-dos-mo'sis) [Gr. ἔνδον within + ὠσμός impulsion]. A movement in liquids separated by a membranous or porous septum, by which one fluid passes through the septum into the cavity which contains another fluid of a different density. Cf. *exosmosis.*

endosmotic (en-dos-mot'ik). Of the nature of endosmosis.

endosoma (en-do-so'mah) [Gr. ἔνδον within + σῶμα body]. The matter which fills a red blood-corpuscle.

endosperm (en'do-sperm). A substance containing reserve food materials, formed within the embryo sac of plants.

endospore (en'do-spōr) [Gr. ἔνδον within + σπόρος seed]. See under *spore.*

endosporium (en-do-spōr'e-um). The inner layer of the envelop of a spore.

endosteitis, endostitis (en"dos-te-i'tis, en-dos-ti'tis). Inflammation of the endosteum.

endosteoma (en-dos-te-o'mah) [Gr. ἔνδον within + ὀστέον bone + -ωμα tumor]. A tumor in the medullary cavity of a bone.

endostethoscope (en-do-steth'o-skōp). A stethoscope passed into the esophagus for auscultating the heart.

endosteum (en-dos'te-um) [Gr. ἔνδον within + ὀστέον bone]. The tissue surrounding the medullary cavity of a bone.

endostoma (en-dos-to'mah) [Gr. ἔνδον within + ὀστέον bone]. A bony tumor within a bone.

endotenon (en-do-ten'on) [Gr ἔνδον within + τενῶν tendon]. The delicate connective tissue separating the structural bundles of a tendon.

endothelial (en-do-the'le-al) Pertaining to or made up of endothelium.

endotheliioblastoma (en-do-the"li-o-blas-to'mah) [*endothelium* + Gr. βλάστος germ + -ωμα tumor]. A tumor of mesenchymal origin, the cells of which tend to differentiate into flat endothelial cells and to line vessels, cavities, and surfaces (Mallory). The term includes angioma, hemangioma, endothelioma, and lymphangioma.

endotheliocyte (en-do-the'le-o-sīt) [*endothelial* + Gr. κύτος cell]. A term for the large mononuclear phagocytic wandering cells of the circulating blood and tissues which are supposed to be derived from proliferating vascular endothelium. The term is a general one to include the cells variously named primitive wandering cell, clasmatocyte, polyblast, adventitial cell, histiocyte, macrophage, and transitional cell. Called also *endothelial phagocyte.*

endotheliocytosis (en-do-the"le-o-si-to'sis). An abnormal increase in the number of endotheliocytes

endothelioid (en-do-the'le-oid). Resembling endothelium. **e. cells.** See under *cell.*

endotheliomyoma (en-do-the"le-o-mi-o'mah). A myomatous tumor arising from endothelium.

endotheliomyxoma (en-do-the"le-o-miks-o'mah). A myxomatous tumor arising from endothelium.

endotheliotoxin (en"do-the-le-o-toks'in). A specific toxin which acts on the endothelium of capillaries and small veins, producing hemorrhage. Cf. *hemorrhagin.*

endothelium (en-do-the'le-um) [Gr. ἔνδον within + θηλή nipp'e]. The membrane that lines the serous cavities, lymphatic cavities, joint cavities, and other closed cavities of the body. It consists of a layer of thin, flat, connective-tissue cells. **Débove's e.,** the membrana propria upon which the epithelium of the small intestine rests.

endothermal (en-do-ther'mal) Endothermic

endothermic (en-do ther'mik) [Gr. ἔνδον within + θέρμη heat] Characterized by or accompanied by the absorption of heat; heat absorbing, storing up heat or energy in a potential form

endothermy (en'do-ther-me) [See *endothermic*]. The production of heat in the tissues from within by the resistance offered by the tissues to the passage of the high-frequency current.

endothrix (en'do-thriks) [Gr. ἔνδον within + θρίξ hair] A form of Trichophyton which invades the hair and is found within the hair shaft

endothyropexy, endothyreopexy (en-do-thi'ro-pek-se, en-do-thi're-o-pek-se). The operation of freeing the thyroid from the trachea, dislocating it forward, and fixing it to one side in a pocket between the sternocleidomastoid muscle and the skin.

endotin (en-do'tin). A purified extract of a filtrated culture of human tubercle bacilli in 50 per cent. glycerin Called also *tuberculinum purum.*

endotoscope (en-do'to-skōp) [Gr. ἔνδον within + οὖς ear + σκοπεῖν to view]. An endoscope for the ear.

endotoxic (en-do-tok'sik). Retaining its toxin within itself. said of bacteria

endotoxicosis (en"do-toks-ik-o'sis). Poisoning caused by an endotoxin

endotoxin (en-do-toks'in). A toxin that is retained within the body of the bacterium, as distinguished from the extracellular or true toxin.

endotracheitis (en"do-tra-ke-i'tis). Inflammation of the mucosa of the trachea.

endotrachelitis (en"do-trak-el-i'tis) [Gr. ἔνδον within + τράχηλος neck]. Inflammation of the lining membrane of the cervix uteri.

endotrypsin (en-do-trip'sin) [Gr. ἔνδον within + *trypsin*]. A digestive ferment derived from yeast and resembling trypsin in its action.

endotryptase (en-do-trip'tās). An intracellular ferment from yeast, capable of digesting zymase.

endovaccination (en"do-vak-sin-a'shun) [Gr. ἔνδον within + *vaccination*]. The administration of vaccines by the mouth.

endovasculitis (en"do-vas-ku-li'tis) [Gr. ἔνδον within + L. *vas'culum* vessel]. Inflammation of the intima of a blood-vessel.

endovenous (en-do-ve'nus). Same as *intravenous*.

end-piece (end'pēs). 1 Same as *complement*. 2. The albumin or soluble portion in complement splitting.

end-plate (end'plāt). A flattened terminal discoid expansion at the ending of a motor nerve-fiber upon a muscle-fiber.

endyma (en'dim-ah). Same as *ependyma*.

enelectrolysis (en-e-lek-trol'is-is). Removal of superfluous hair by pulling out the hair and passing a current through the electric needle into the hole left.

Enem. Abbreviation for *enema*.

enema (en'em-ah) pl *enem'ata* or *enemas* [Gr. ἔνεμα]. A clyster or injection, a liquid thrown or to be thrown into the rectum **analeptic e.**, an enema consisting of a pint of tepid water containing ½ teaspoonful of salt. Called also *thirst e* **blind e.**, the insertion of a soft-rubber tube into the rectum to aid in the expulsion of flatus. **Dobell's e.**, a nutrient enema containing scraped boiled meat, pancreas emulsion, boiled arrowroot, pepsin, and pancreatin. **Ewald's e.**, a nutrient enema containing eggs, wheat flour boiled in a 20 per cent grape-sugar solution, and red wine. **Leube's e.**, an enema containing boiled meat, fat, and pancreatin. **pancreatic e.**, an enema containing pancreatin. **Rosenheim's e.**, a nutrient enema consisting of peptone, cod-liver oil, and sugar in a 0 ½ per cent soda solution. **thirst e.**, analeptic enema

enemator (en'em-a-tor). An apparatus for giving enemas

enemose (en'em-ōz). A proprietary liquid preparation of nitrogenous substances from beef and wheat used especially for colonic feeding.

enepidermic (en-ep-e-der'mik). Used upon or applied to the skin.

energetics (en-er-jet'iks). The study of enery; the science of energy.

energid (en'er-jid). Living, active protoplasm, as distinguished from deutoplasm.

energin (en'er-jin). A nutrient preparation from the proteins of rice.

energometer (en-er-gom'et-er). An apparatus for studying the pulse, measuring —(1) The pressure sufficient to overcome the pulse-wave; (2) the energy expended in the cuff to counteract this pressure; (3) the pressure at which the maximal volume of blood meets the cuff; (4) the value of this maximal blood volume, (5) the press at which the energy expanded in the cuff becomes maximal, and (6) the volume of this maximal energy.

energy (en'er-je) [Gr. ἐνέργεια]. Ability to operate or work; power to produce motion, to overcome resistance, and to effect physical changes. **biotic e.**, the form of energy peculiar to living matter. **chemical e.**, energy which shows itself in chemical transformations **conservation of e.**, the principle that in the conversion of one kind of energy into another no energy is ever lost or created. **kinetic e.**, energy in action or engaged in producing work or motion. **potential e., e. of position**, energy at rest or not manifested in actual work.

enervation (en-er-va'shun) [L. *enerva'tio*] Lack of nervous energy; languor.

enesol (en-e'sol) [Gr. ἔνεσις injection]. Mercury salicylarsenate, $(OH.C_6H_4\,CO.O)_2AsHg$, a compound said to combine the actions of mercury and arsenic. It is used by intramuscular injection in doses of 15–30 min. (1–2 c.c.) of a 3 per cent. solution.

enflagellation (en-flag-el-a'shun). The formation of flagella; flagellation.

engastrius (en-gas'tre-us) [Gr. ἐν in + γαστήρ belly]. A double monstrosity in which one fetus is contained within the abdomen of the other.

Engel's alkalimetry (eng'elz) [Rodolphe Charles *Engel*, Alsatian chemist, 1850–1916]. See *alkalimetry*.

Engelmann's disks (eng'el-mahnz) [Theodor Wilhelm *Engelmann*, a German physiologist, 1843–1909]. See under *disk*

engine, dental (en'jin). A machine operated by foot-power or by electricity for giving a swift rotatory motion to drills, burrs, burnishers, etc., much employed by dentists. **surgical e.**, a similar machine to the dental engine, used in operative surgery.

englobe (en-glōb'). To absorb within the substance of a globe, such as an ameba, leukocyte, or other cell.

Engman's disease (eng'manz) [Martin F. *Engman*, dermatologist in St. Louis, born 1868]. Dermatitis infectiosa eczematoides

engorged (en-gorjd'). Distended or swollen with fluids.

engorgement (en-gorj'ment). Hyperemia; local congestion; excessive fulness of any organ or passage.

engram (en'gram) [Gr. ἐν upon + γράμμα mark]. A lasting mark or trace. The term is applied to the definite and permanent trace left by a stimulus in the protoplasm of a tissue. In psychology it is the lasting trace left in the psyche by anything that has been experienced psychically, a latent memory picture.

enhematospore (en-hem'at-o-spōr) [Gr. ἐν in + αἷμα blood + σπόρος spore]. A spore of the malarial parasite formed in the blood by the breaking up of the amebula and the red corpuscle containing it.

enhemospore (en-hem'o-spōr). Same as *enhematospore*.

enkatarrhaphy (en-kat-ar'af-e) [Gr. ἐγκατάῤῥαπτειν to sew in]. The operation of burying a structure by suturing together the sides of the tissues alongside of it.

enol (e'nol) One of two tautomeric forms of a substance, the other being the keto form. The enol is formed from the keto by migration of hydrogen from the adjacent carbon atom to the carbonyl group:

$R.CH_2$	$R.CH$
|	||
$R.C\cdot O$	$R.C\,OH$
keto form	enol form

enomania, œnomania (e-no-ma'ne-ah) [Gr. οἶνος wine + μανία madness]. 1. A periodic or maniacal craving for strong drink. 2. Delirium tremens.

enophthalmin (en-of-thal'min). Oxytoluylmethylvinyldiacetonalkamin hydrochlorate, a mydriatic substance, used like eucain, in 2–5 per cent. solution.

enophthalmos, enophthalmus (en-of-thal'mos, en-of-thal'mus) [Gr. ἐν in + ὀφθαλμός eye]. Abnormal retraction of the eye into the orbit.

enorganic (en-or-gan'ik) Existing as a permanent quality of the organism.

enosimania (en"os-im-a'ne-ah) [Gr. ἔνοσις a quaking + μανία madness]. Insanity characterized by extreme terror.

enostosis (en-os-to'sis) [Gr. ἐν in + ὀστέον bone]. A morbid bony growth developed within the cavity of a bone or within the cranium.

enoxidase, œnoxidase (e-nok'sid-ās) [Gr. *οἶνος* wine + *oxidase*]. An oxidizing ferment found in spoiled wines.

ensiform (en'sif-orm) [L. *en'sis* sword + *for'ma* form]. Shaped like a sword.

ensisternum (en-sis-ter'num) [L. *en'sis* sword + *sternum*]. The ensiform appendix, the lowest piece of the sternum.

ens morbi (enz mor'bī) [L.]. The nature or essential principle of a disease considered apart from its causation; the pathology of a disease as distinguished from its etiology.

ensomphalus (en-som'fal-us) [Gr. *ἐν* in + *σῶμα* a body + *ὀμφαλός* navel]. A double monstrosity having blended bodies, two separate navels, and two umbilical cords.

enstrophe (en'stro-fē) [Gr. *ἐν* in + *στρέφειν* to turn]. Inversion, especially of the margin of the eyelids.

entacoustic (en-tah-koos'tik) [Gr. *ἐντός* within + *ἀκουστικός* of hearing]. Pertaining to the organ of hearing.

entad (en'tad). Toward the center; inwardly.

Entada (en'tad-ah). See *bayogo*.

ental (en'tal) [Gr. *ἐντός* within]. Inner; central.

entalação (en-tal-as-ah'yo). A disease of Brazil characterized by recurrent attacks of severe difficulty in swallowing. Called also *tropical cardiospasm, tropical dysphagia,* and *mal d'engasgo*

Entameba, Entamœba (ent-am-e'bah). A genus of amebæ, including three of the species that are internal parasites of the human body. This genus is differentiated from *Amœba* by the absence of a contractile vacuole and the formation of multinucleated cysts. See *Amœba*. **E. buetsch'lii.** Same as *Iodameba buetschlii* **E. co'li,** a nonpathogenic form found normally in the intestinal tract of man. **E. gingiva'lis,** a species found in the mouth and about the gums. **E. histolyt'ica,** a species which is the cause of amebic or tropical dysentery and tropical abscess of the liver. Called also *Amœba dysenteriæ*. **E. kartul'isi,** found in the pus of necrotic bone abscesses. **E. na'na,** Endolimax nana. **E. nippon'ica,** a species from cases of tropical dysentery in Japan. **E. tetrage'na,** a species found by Viereck in the stool of tropical dysentery in Africa and Asia, now known to be *E. histolytica*. **E. tropica'lis.** Same as *E. histolytica*. **E. un'dulans,** an oval body with an undulating membrane found in the human intestine. Other species (?) probably identical with E. gingivalis are: *E buccalis, E. kartulis, E. pulmonalis, Amœba buccalis, A dentalis, A. maxilaris*. Other species (?) very similar to or identical with *E. coli* are· *E. tropicalis, phagocytoides, E. brazileinsis, E. urogenitalis, E. vaginalis*. Other species (?) not well defined are: *E. miurai, E. mortinatalium*.

entamebiasis (en"tam-e-bi'as-is). Infestation with Entameba.

entasia, entasis (en-ta'ze-ah, en'tas-is) [Gr. *ἔντασις*]. A constrictive spasm, spasmodic muscular action.

entelechy (en-tel'ek-e) [Gr. *ἐντελεχεῖα* actuality]. 1. Completion; full development or realization; the complete expression of some function. 2. A supposed vital principle operating in living creatures as a directive spirit.

entepicondyle (en-tep-e-kon'dīl). The internal epicondyle of the humerus.

enteque (en-ta'ka). A disease of animals in South America, characterized by the formation of horny structures in the lungs.

enteraden (en-ter'ad-en) [Gr. *ἔντερον* bowel + *ἀδήν* gland]. Any intestinal gland.

enteradenitis (en-ter-ad-en-i'tis) [see *enteraden*]. Inflammation of the intestinal glands.

enteral (en'ter-al) [Gr. *ἔντερον* intestine]. Within, or by way of, the intestine.

enteralgia (en-ter-al'je-ah) [Gr. *ἔντερον* intestine + *ἄλγος* pain]. Pain or neuralgia of the intestine.

enterangiemphraxis (en-ter-an-je-em-fraks'is) [Gr. *ἔντερον* intestine + *ἀγγεῖον* vessel + *ἔμφραξις* stoppage]. Obstruction of the intestinal blood-vessels.

enterauxe (en-ter-awks'e) [Gr. *ἔντερον* intestine + *αὐξή* increase]. Hypertrophy of the intestinal wall.

enterectasis (en-ter-ek'tas-is) [Gr. *ἔντερον* intestine + *ἔκτασις* extension]. Distention of the intestines

enterectomy (en-ter-ek'to-me) [Gr. *ἔντερον* intestine + *ἐκτομή* a cutting out] The excision of a part of the intestine.

enterelcosis (en-ter-el-ko'sis) [Gr *ἔντερον* intestine + *ἕλκωσις* ulceration]. Ulceration of the intestine.

enterepiplocele (en"ter-e-pip'lo-sēl) [Gr. *ἔντερον* intestine + *ἐπίπλοον* omentum + *κήλη* hernia]. See *entero-epiplocele*.

enteric (en-ter'ik) [Gr. *ἐντερικός*]. Pertaining to the intestines.

entericin (en-ter'es-in). A preparation obtained from the plant, *Monso'nia biflo'ra*, which grows in the high velds of South Africa said to be useful for intestinal ulceration in typhoid fever. Dose, 60 gr. (4 gm).

entericoid (en-ter'ik-oid). Resembling enteric or typhoid fever.

enterin (en'ter-in). Hexamethylentetramin protein, used as an intestinal antiseptic and astringent. Dose, 15 gr. (1 gm.).

enteritis (en-ter-ī'tis) [Gr *ἔντερον* intestine]. Inflammation of the intestine—chiefly of the small intestine. **e. anaphylac'tica,** hemorrhagic inflammation of both the large and small intestines following a second but not a fatal dose of anaphylactogen in sensitized dogs. **e. cys'tica chron'ica,** a form marked by cystic dilatations of the intestinal glands, due to closure of their mouths. **diphtheric e.,** diphtheria of the intestines. **e. membrana'cea,** membranous enteritis **mucous e., mucomembranous e.,** enteritis marked by painful diarrhea, with the presence of tubular casts of albuminous matter in the evacuations **e. nodula'ris,** enteritis with enlargement of the lymph-nodes. **pellicular e.,** mucous enteritis **phlegmonous e.,** a condition with symptoms resembling those of peritonitis, and secondary to other intestinal diseases, as chronic obstruction, strangulated hernia, carcinoma, etc. **e. polypo'sa,** enteritis marked by polypoid growths in the intestine, due to proliferation of the connective tissue **protozoan e.,** enteritis in which the intestine is infested with protozoan organisms of various species. **pseudomembranous e.,** enteritis without fever and with profuse exudate of mucin. **streptococcous e.,** primary phlegmonous enteritis, due to *Streptococcus pyogenes*.

entero- (en'ter-o-) [Gr. *ἔντερον* intestine]. A prefix denoting some relation to the intestine.

entero-anastomosis (en"ter-o-an-as-to-mo'sis). The joining of two portions of the small intestine so as to form a single continuous tube.

entero-antigen (en"ter-o-an'te-jen). An antigen derived from the stools.

entero-apokleisis (en"ter-o-ap-o-kli'sis) [Gr. *ἔντερον* bowel + *ἀπόκλεισις* a shutting out]. The surgical exclusion of a part of the intestine.

enterobacteriotherapy (en"ter-o-bak-te-re-o-ther'ap-e). Treatment by vaccine made from intestinal bacteria.

enterobiasis (en"ter-o-bi'as-is). Infection by *Enterobius vermicularis*.

enterobiliary (en"ter-o-bil'e-a-re). Connecting the intestine and the bile-passages.

Entero'bius vermicula'ris. Same as *Oxyuris vermicularis*.

enterobrosia, enterobrosis (en"ter-o-bro'se-ah, en"ter-o-bro'sis) [Gr. *ἔντερον* bowel + *βρῶσις* eating]. Intestinal perforation.

enterocele (en'ter-o-sēl) [Gr. ἔντερον bowel + κήλη hernia]. 1. Any hernia of the intestine. 2. Posterior vaginal hernia. See under *hernia*.

enterocentesis (en"ter-o-sen-te'sis) [Gr. ἔντερον bowel + κέντησις puncture]. Surgical puncture of the intestine.

enterochirurgia (en"ter-o-ki-rur'je-ah) [Gr. ἔντερον intestine + χειρουργία surgery]. Surgery of the intestine.

enterocholecystostomy (en"ter-o-ko"le-sis-tos'to-me) [Gr. ἔντερον bowel + χολή bile + κύστις bladder + στόμα mouth]. The surgical creation of an opening from the gall-bladder to the small intestine.

enterocholecystotomy (en"ter-o-ko"le-sis-tot'o-me) [*enterotomy* + *cholecystotomy*]. Incision of the gall-bladder and the intestine.

enterocinesia (en"ter-o-sin-e'ze-ah) [Gr. ἔντερον intestine + κίνησις motion]. Peristalsis.

enterocinetic (en"ter-o-sin-et'ik). Pertaining to peristalsis; stimulating bowel activity.

enterocleaner (en"ter-o-kle'ner). An apparatus for flushing the intestines while the patient is in a full bath.

enterocleisis (en-ter-o-kli'sis) [Gr. ἔντερον intestine + κλεῖσις closure] 1. Closure of a wound in the intestine. 2. Occlusion of the lumen of the intestine. **omental e.**, closure of an intestinal perforation by covering it with omentum.

enteroclysis (en-ter-ok'lis-is) [Gr. ἔντερον bowel + κλύσις injection]. The injection of a nutrient or medicinal liquid into the bowel.

enteroclysm (en'ter-o-klizm) [Gr. ἔντερον bowel + κλυσμός injection]. Material used in enteroclysis.

enterococcus (en"ter-o-kok'us) [Gr. ἔντερον intestine + *coccus*]. A Gram-positive, capsulated streptococcus which may appear as a diplococcus or as a diplobacillus. It is not known to be pathogenic.

enterocœle (en"ter-o-se'le) [Gr. ἔντερον bowel + κοιλία hollow]. The abdominal cavity or body-cavity

enterocolitis (en"ter-o-ko-li'tis) [*enteritis* + *colitis*] Inflammation of the small intestine and the colon

enterocolostomy (en"ter-o-ko-los'to-me) [Gr. ἔντερον intestine + κόλον colon + στόμα mouth] The operative formation of a communication between the small intestine and the colon.

enterocyst (en'ter-o-sist) [Gr. ἔντερον bowel + κύστις cyst] A benignant cyst proceeding from the subperitoneal tissue.

enterocystocele (en"ter-o-sis'to-sēl) [Gr. ἔντερον intestine + κύστις bladder + κήλη hernia]. Hernia of the bladder and intestine

enterocystoma (en"ter-o-sis-to'mah) [Gr. ἔντερον intestine + κύστις cyst + -ωμα tumor]. A congenital cyst formed by the segmentation or irregular development of an intestine

enterodynia (en"ter-o-din'e-ah) [Gr. ἔντερον bowel + ὀδύνη pain]. Pain in the intestine.

entero-enterostomy (en"ter-o-en-ter-os'to-me) The artificial creation of a permanent opening between two parts of the intestine not normally in relation with each other.

entero-epiplocele (en"ter-o-e-pip'lo-sēl) [Gr ἔντερον bowel + ἐπίπλοον omentum + κήλη hernia]. Hernia of the small intestine and omentum.

enterogastritis (en"ter-o-gas-tri'tis) [Gr. ἔντερον bowel + γαστήρ stomach + -ιτις inflammation]. Inflammation of the small intestine and stomach.

enterogenous (en-ter-oj'en-us) [Gr. ἔντερον intestine + γενναῖν to produce]. Arising within the intestine.

enterogram (en'ter-o-gram). A tracing made by an instrument of the movements of the intestine.

enterograph (en'ter-o-graf) [Gr. ἔντερον intestine + γράφειν to write]. An instrument for recording the intestinal movements.

enterography (en-ter-og'raf-e) [Gr. ἔντερον intestine + γράφειν to record]. A description of the intestines.

enterohepatitis (en"ter-o-hep-at-i'tis) [Gr. ἔντερον bowel + ἧπαρ liver + -ιτις inflammation]. 1. Inflammation of the bowel and liver. 2. An infectious disease of turkeys with lesions of the intestine and liver, and a dark discoloration of the comb. Called also *blackhead of turkeys*.

enterohydrocele (en"ter-o-hi'dro-sēl) [Gr. ἔντερον bowel + *hydrocele*]. Hernia complicated with hydrocele.

enteroidea (en-ter-oi'de-ah). The intestinal fevers; the fevers caused by intestinal bacteria, including typhoid fever, paratyphoid fever, and para-enteric fever.

entero-intestinal (en"ter-o-in-tes'tin-al) [Gr. ἔντερον intestine + *intestine*]. Pertaining to two different portions of the intestine; as, *entero-intestinal* fistula.

enterokinase (en"ter-o-kin'ās). An enzyme of the intestinal juice which activates the proteolytic enzyme of the pancreatic juice by converting trypsinogen into trypsin.

enterokinesia (en"ter-o-kin-e'se-ah). Enterocinesia.

enterokinetic (en"ter-o-kin-et'ik). Enterocinetic.

enterol (en'ter-ol) [Gr. ἔντερον intestine]. An internal antiseptic. It is a brownish liquid, a combination of various cresols. Daily dose, 15–75 min. (1–5 c.c.).

enterolith (en'ter-o-lith) [Gr. ἔντερον intestine + λίθος stone] An intestinal calculus, any concretion found in the intestine.

enterolithiasis (en"ter-o-lith-i'as-is) [Gr. ἔντερον bowel + *lithiasis*]. The formation of intestinal concretions.

enterology (en-ter-ol'o-je) [Gr. ἔντερον bowel + λόγος word]. The sum of what is known regarding the intestines.

enteromegalia, enteromegaly (en"ter-o-meg-a'le-ah, en"ter-o-meg'al-e) [Gr. ἔντερον intestine + μέγας large]. Enlargement of the intestine.

enteromere (en'ter-o-mēr) [Gr. ἔντερον intestine + μέρος part]. Any segment or metamere of the embryonic alimentary tract.

enteromerocele (en"ter-o-me'ro-sēl) [Gr. ἔντερον intestine + μηρός thigh + κήλη hernia]. Femoral hernia.

enterometer (en-ter-om'et-er) [Gr. ἔντερον intestine + μέτρον measure] An instrument for measuring the lumen of the small intestine in operations.

Enteromo'nas hom'inis. A minute flagellate protozoan, a rare parasite in the intestine of man.

enteromycodermitis (en"ter-o-mi-ko-der-mi'tis) [Gr. ἔντερον intestine + μύκος mucus + δέρμα skin]. Inflammation of the mucosa of the intestine

enteromycosis (en"ter-o-mi-ko'sis) [Gr. ἔντερον bowel + μύκης fungus]. Disease of the intestine due to bacteria or fungi. **e. bacteria'cea,** a general name for certain infections of the intestine due to non-specific bacteria.

enteromyiasis (en"ter-o-mi-i'as-is) [Gr. ἔντερον intestine + μυῖα fly]. Presence of larvæ of flies in the intestine.

enteron (en'ter-on) [Gr. ἔντερον]. The intestine or alimentary canal.

enteroneuritis (en"ter-o-nu-ri'tis). Inflammation of the nerves of the intestine.

enteronol (en-ter'o-nol). A preparation said to be a mixture of alum and opium, and claimed to be an intestinal antiseptic and germicide.

enteroparesis (en"ter-o-par'e-sis) [Gr. ἔντερον intestine + πάρεσις relaxation]. Relaxation of the intestine resulting in dilatation.

enteropathy (en-ter-op'ath-e) [Gr. ἔντερον bowel + πάθος illness]. Any disease of the intestine.

enteropexy (en'ter-o-peks-e) [Gr. ἔντερον intestine + πῆξις fixation]. Surgical fixation of the intestine to the abdominal wall.

enteroplasty (en'ter-o-plas-te) [Gr. ἔντερον bowel + πλάσσειν to mold]. Plastic surgery of the intestine, especially an operation for enlarging the caliber of the constricted bowel.

enteroplegia (en"ter-o-ple'je-ah) [Gr. ἔντερον intestine + πληγή stroke]. Paralysis of the intestine.

enteroplex (en'ter-o-pleks) [Gr. ἔντερον bowel + πλέξις weaving]. A device for joining the edges of a divided intestine.

enteroplexy (en'ter-o-pleks-e) [Gr. ἔντερον bowel + πλέξις weaving]. The union of two portions of the intestine by means of aluminum rings and elastic pegs.

enteroproctia (en"ter-o-prok'she-ah) [Gr. ἔντερον bowel + πρωκτός anus]. The condition of having an artificial anus.

enteroptosia (en"ter-op-to'se-ah). Enteroptosis.

enteroptosis (en"ter-op-to'sis) [Gr. ἔντερον bowel + πτῶσις fall]. Descent or downward displacement of the intestine in the abdominal cavity. Cf. *Glénard's disease*, under *disease*.

enteroptotic (en"ter-op-tot'ik). Pertaining to or affected with enteroptosis.

enterorose (en'ter-o-rōs). A food-preparation in a yellowish powder for use in gastro-enteric affections. Dose, 2 dr. (8 gm)

enterorrhagia (en"ter-or-a'je-ah) [Gr. ἔντερον intestine + ῥηγνύναι to burst forth]. Hemorrhage from the intestine.

enterorrhaphy (en-ter-or'af-e) [Gr. ἔντερον intestine + ῥαφή suture]. The act of sewing up a gap or wound of the intestine. **circular e.**, the sewing together of two completely divided portions of intestine by the invagination of one portion over the other and stitching or otherwise joining them end to end.

enterorrhexis (en"ter-or-rek'sis) [Gr. ἔντερον intestine + ῥῆξις rupture]. Rupture of the intestine.

enteroscope (en'ter-o-skōp) [Gr. ἔντερον bowel + σκοπεῖν to inspect]. An instrument for inspecting the inside of the intestine.

enterosepsis (en"ter-o-sep'sis) [Gr. ἔντερον intestine + σῆψις putrefaction]. Intestinal sepsis due to putrefaction of the contents of the intestines.

enteroseptol (en"ter-o-sep'tol). Betatrinaphthyl phosphate, an intestinal antiseptic.

enterospasm (en'ter-o-spazm) [Gr. ἔντερον bowel + σπασμός spasm]. A spasm of the intestine.

enterostasis (en"ter-o-sta'sis) [Gr. ἔντερον intestine + στάσις stoppage]. Intestinal stasis; the stoppage of the food in its passage through the intestine.

enterostaxis (en"ter-o-staks'is) [Gr. ἔντερον intestine + στάξις dripping]. Slow hemorrhage through the intestinal mucous membrane.

enterostenosis (en"ter-o-sten-o'sis) [Gr. ἔντερον bowel + στένωσις contraction]. Narrowing or stricture of the intestine

enterostomy (en-ter-os'to-me) [Gr. ἔντερον bowel + στόμα mouth]. The artificial formation of a permanent opening into the intestine through the abdominal wall.

enterotome (en'ter-o-tōm) [Gr ἔντερον intestine + τομή a cut]. A knife or scissors for slitting the intestine. **Dupuytren's e.**, a cutting forceps used in making an artificial anus.

enterotomy (en-ter-ot'o-me) [Gr. ἔντερον bowel + τέμνειν to cut]. 1. Any cutting operation upon the living intestine. 2. The anatomy or dissection of the intestine.

enterotoxication (en"ter-o-tok-sik-a'shun). Enterotoxism.

enterotoxin (en-ter-o-tok'sin). A toxin specific for the cells of the intestinal mucosa.

enterotoxism (en"ter-o-tok'sizm). Autointoxication of enteric origin.

enterovaccine (en"ter-o-vak'sin). A proprietary polyvalent antityphocolic vaccine for oral administration. **Danysz's e.**, a stock vaccine containing the bacteria found in feces. It is used in treating non-infectious diseases of the skin, including eczema and asthma.

enterozoic (en"ter-o-zo'ik) [see *enterozoön*]. Inhabiting the intestine said of parasites.

enterozoön (en"ter-o-zo'on), pl. *enterozo'a* [Gr. ἔντερον bowel + ζῷον animal] An animal parasite or species inhabiting or infesting the intestinal canal.

entheomania (en"the-o-ma'ne-ah) [Gr. ἔνθεος inspired + μανία madness]. Religious insanity.

enthesis (en'thes-is) [Gr. ἐν in + τιθέναι to place]. The employment of non-living material to remedy a defect or deformity of the body.

enthetic (en-thet'ik) [Gr. ἐν in + τιθέναι to place]. Introduced from without; exogenous

enthlasis (en'thlas-is) [Gr. ἐν in + θλᾶν to crush]. Comminuted fracture of the skull, with depression of the bony fragments.

entiris (en-ti'ris) [Gr. ἐντός within + ἶρις iris] The posterior pigment layer of the iris.

entity (en'tit-e) [L *ens* being]. An independently existing thing, a reality.

entoblast (en'to-blast) [Gr. ἐντός within + βλαστός germ] 1. The inner of the two primitive embryonic layers; the hypoblast. 2. A cell nucleolus. 3. Any one of the segmentational spheres whence the endodermal cells arise.

entocele (en'to-sēl) [Gr ἐντός inward + κήλη hernia]. An internal hernia.

entochondrostosis (en"to-kon-dros-to'sis) [Gr. ἐντός within + χόνδρος cartilage + ὀστῶσις ossification]. The development of bone taking place within cartilage.

entochoroidea (en"to-ko-roid'e-ah) [Gr. ἐντός inward + χοριοειδής choroid]. The inner layer of the choroid coat of the eye.

entocinerea (en"to-sin-e're-ah). The internal or non-cortical gray substance of the brain and cord.

entocnemial (en-tok-ne'me-al). On the inner side of the tibia.

entocone (en'to-kōn) [Gr. ἐντος within + κῶνος cone]. The inner posterior cusp of an upper molar tooth.

entoconid (en-to-ko'nid) [Gr. ἐντός inner + κῶνος cone]. The internal posterior cusp of a lower molar tooth.

entocornea (en-to-kor'ne-ah) [Gr. ἐντός inner + *cornea*]. Descemet's membrane.

entocuneiform (en-to-ku'ne-if-orm). The inner cuneiform bone of the foot.

entocyte (en'to-sīt) [Gr. ἐντός inner + κύτος cell]. The cell-contents.

entoderm (en'to-derm) [Gr. ἐντός within + δέρμα skin]. The hypoblast, or innermost layer of the blastoderm.

ento-ectad (en-to-ek'tad) [Gr. ἐντός within + ἐκτός without]. From within outward.

entome (en'tōm) [Gr. ἐν within + τομή cut]. An instrument for cutting urethral strictures.

entomion (en-to'me-on) [Gr. ἐντομή notch]. The point at the tip of the mastoid angle of the parietal bone in the parietal notch of the temporal bone.

entomology (en-to-mol'o-je) [Gr. ἔντομον insect + λόγος treatise]. The scientific study of insects.

entophthalmia (en-tof-thal'me-ah). Inflammation of the inner parts of the eyeball.

entophyte (en'to-fīt) [Gr. ἐντός within + φυτόν plant]. A parasitic plant-organism living within the body.

entopic (en-top'ik) [Gr. *ἐν* in + *τόπος* place]. Occurring in the proper place; as, *entopic* gestation.

entoplasm (en'to-plazm) [Gr. *ἐντός* within + *πλασμός* something formed] 1. Same as *endoplasm*. 2. The blue-staining, or non-chromatinic, portion of certain bacteria.

entoplastic (en-to-plas'tik) [Gr. *ἐντός* within + *πλαστικός* formative]. Having a formative power lodged within.

entoptic (en-top'tik) [Gr. *ἐντός* within + *ὀπτικός* seeing]. Noting visual phenomena which have their seat within the eye.

entoptoscope (en-top'to-skōp) [see *entoptoscopy*]. An instrument for examining the media of the eyes, to ascertain their transparency.

entoptoscopy (en-top-tos'ko-pe) [Gr. *ἐντός* within + *ὤψ* eye + *σκοπεῖν* to view]. The observation of the interior of the eye and its lights and shadows.

entoretina (en-to-ret'in-ah) [Gr. *ἐντός* inner + *retina*]. The internal or nervous portion of the retina, disposed in five layers, which are named respectively outer molecular, inner nuclear, inner molecular, ganglion, and nerve-fiber layers. Called also *lamina vasculosa retinæ* and *nervous layer of Henle*.

entorganism (ent-or'gan-izm) [Gr. *ἐντός* within + *organism*]. An internal parasite.

entosarc (en'to-sark) [Gr. *ἐντός* within + *σάρξ* flesh]. The inner fluid part of *Amœbæ* and *Gregarinidia*.

entosthoblast (en-tos'tho-blast) [Gr. *ἔντοσθε* from within + *βλαστός* germ]. The nucleus of the nucleolus.

entostosis (ent-os-to'sis) [Gr. *ἐντός* within + *ὀστέον* bone]. Same as *enostosis*.

entotic (en-tot'ik) [Gr *ἐντός* within + *ὠτικός* auditory]. Situated in or arising within the ear.

entotympanic (en-to-tim-pan'ik). Within the tympanum of the ear.

entozoal (en-to-zo'al). Caused by entozoa.

entozoön (en-to-zo'on), pl *entozo'a* [Gr. *ἐντός* within + *ζῷον* animal] Any animal parasite or species living within the body of its host.

entropion, entropium (en-tro'pe-on, en-tro'pe-um) [Gr *ἐν* in + *τρέπειν* to turn]. The introversion of the edge of the eyelid or of any similarly situated structure.

entropionize (en-tro'pe-on-īz). To put into a condition of introversion, to turn inward.

entropy (en'tro-pe). The measure of that part of the heat or energy of a system which is not available to perform work. Entropy increases in all irreversible mechanical processes

enucleate (e-nu'kle-āt) [L. *enuclea're*]. To remove whole and clean, as a tumor from its envelop.

enucleation (e-nu-kle-a'shun) [L. *e* out + *nu'cleus* kernel]. The removal of a tumor or other body in such a way that it comes out clean and whole, like a nut from its shell.

enule (en'yūl) A proprietary form of suppository containing a definite dosage.

enuresis (en-u-re'sis) [Gr. *ἐνουρεῖν* to void urine]. Involuntary discharge of the urine. **nocturnal e.**, that which occurs at night and during sleep.

environment (en-vi'ron-ment). The external surroundings and influences.

enzoötic (en-zo-ot'ik) [Gr. *ἐν* in + *ζῷον* animal]. Occurring endemically among animals.

enzygotic (en-zi-got'ik). Developed from the same fertilized ovum.

enzymatic (en-zim-at'ik). Relating to an enzyme.

enzyme (en'zīm) [Gr. *ἐν* in + *ζύμη* leaven]. A chemical ferment formed by living cells. Enzymes are complex organic chemical compounds capable of producing, by catalytic action, the transformation of some other compound or compounds. **amylolytic e.**, one which converts starch into sugar, such as ptyalin, amylopsin, malt-diastase. **autolytic e.**, an enzyme which produces autolysis or digestion of the cell in which it exists. **bacterial e.**, an enzyme existing in or secreted by a bacterium. **clotting e.**, coagulose. **coagulating e.**, one which converts soluble proteins into insoluble ones, such as rennin and fibrin-ferment. **deamidizing e.**, an enzyme which splits up the amino-acids into ammonia compounds. **extracellular e.**, an enzyme which exists outside of the cell secreting it. **glycolytic e.**, an enzyme which oxidizes sugar **hydrolytic e.**, an enzyme which produces hydrolysis **inhibitory e.**, antienzyme. **inorganic e.**, a colloidal solution of a metal (called a *metalsol*) which has an action similar to that of enzymes **intracellular e.**, an enzyme which is contained within the cell protoplasm. **inverting e.**, an enzyme which splits up sugar, as invertin. **lipolytic e.**, an enzyme which splits up fat. **oxidation e.**, oxidase **peptolytic e.**, an enzyme which splits up peptone. **protective e.** See *protective ferment*, under *ferment*. **proteolytic e.**, one which converts a protein into a peptone, as pepsin, trypsin, and papain-enzyme. **reducing e.**, reductase. **Schardinger's e.** See *Schardinger's reductase*, under *reductase*. **steatolytic e.**, one which splits up fat, as steapsin. **sucroclastic e.**, an enzyme which splits up or decomposes sugar. **uricolytic e.**, an enzyme which metabolizes uric acid into urea.

enzymic (en-zim'ik). Of the nature of an enzyme.

enzymol (en'zi-mol). A proprietary preparation from the glands of the stomach of animals, designed to represent the gastric juice used as a solvent and antiseptic, especially in the external treatment of nasal and aural diseases.

enzymology (en-zim-ol-o'je) [*enzyme* + Gr. λόγος treatise]. The study of enzymes.

enzymolysis (en-zi-mol'is-is) [*enzyme* + Gr. λύσις solution]. The disintegrative action or reaction produced by an enzyme.

enzymosis (en-zi-mo'sis) [Gr. *ἐν* in + *ζύμη* leaven]. Fermentation induced by an enzyme.

enzymuria (en-zi-mu're-ah) [*enzyme* + *urine*]. The presence of enzymes in the urine.

enzytol (en'zi-tol). A proprietary borate of cholin: used by intravenous injection, along with radioactive treatment, in cancer.

eolipyle, æolipile (e-ol'ip-īl). A form of spirit-lamp used to heat cautery irons.

eosin (e'o-sin) [Gr. *ἠώς* dawn]. A rose-colored stain or dye, the potassium and sodium salts of tetrabromofluorescein, $C_{20}H_8Br_4O_5$. commercially, several other red coal-tar dyes are called eosin, the eosins being bromin derivatives of fluorescein. **water-soluble e., e. W** or **W S, yellowish e., e. Y**, a very important plasma stain, used especially with hematoxylin, methylene blue, and methyl green. It is tetrabromfluorescein, $NaO.(C_6HBr_2O)_2C.C_6H_4.COONa$

eosinoblast (e-o-sin'o-blast). Same as *myeloblast*.

eosinopenia (e-o-sin-o-pe'ne-ah) [*eosinophil* + Gr. *πενία* poverty]. Abnormal deficiency of eosinophil cells in the blood.

eosinophil (e-o-sin'o-fil) [*eosin* + Gr. *φιλεῖν* to love]. A structure, cell, or histologic element readily stained by eosins; particularly an eosinophilic leukocyte

eosinophile, eosinophilic, eosinophilous (e-o-sin'o-fil, e"o-sin-o-fil'ik, e"o-sin-of'il-us). Readily stainable with eosin.

eosinophilia (e"o-sin-o-fil'e-ah) [*eosin* + Gr. *φιλεῖν* to love]. 1. The formation and accumulation of an unusual number of eosinophil cells in the blood. 2 The condition of being readily stained with eosin

eosinotactic (e-o-sin-o-tak'tik) [*eosinophil* + Gr. *τακτικός* arranged]. Exhibiting an attractive or repulsive influence on eosinophil cells.

eosolate (e-o'so-lāt). A salt of a creosote ester.

eosote (e'o-sōt). Creosote valerianate, an antiseptic fluid: useful in intestinal diseases and tuberculosis. Dose, 7½ min. (0.5 c.c.) in a capsule.

epactal (e-pak'tal) [Gr. *ἐπακτός* brought in]. 1. Supernumerary. 2. A wormian bone.

eparsalgia (ep-ar-sal'je-ah) [Gr. *ἐπαίρειν* to lift + *ἄλγος* pain]. Any disorder or trouble due to overstrain of a part including dilatation of the heart, hernia, enteroptosis, hemoptysis, etc. (Sterling).

eparseno (ep-ar'sen-o). Amino-arsenophenol, a glucose compound of arsphenamin. used by intramuscular injection in syphilis.

eparterial (ep-ar-te're-al) [Gr. *ἐπί* upon + *ἀρτηρία* artery]. Over an artery. **e. bronchus.** See *bronchus*.

epauxesiectomy (ep"awk-se-ze-ek'to-me) [Gr. *ἐπαύξησις* outgrowth + *ἐκτομή* excision]. The surgical removal of a growth.

epaxial (ep-aks'e-al) [Gr. *ἐπί* upon + *axis*]. Situated upon or above the axis.

epencephal, epencephalon (ep-en-sef'al, ep-en-sef'al-on) [Gr. *ἐπί* upon + *ἐγκέφαλος* brain]. The hind-brain; the anterior part of the posterior cerebral vesicle of the embryo, whence are developed the pons and a part of the cerebellum. The term is also used as synonymous with cerebellum.

epencephalic (ep-en-sef-al'ik). Pertaining to the epencephalon.

ependyma (ep-en'dim-ah) [Gr. *ἐπένδυμα* wrap]. The lining membrane of the ventricles of the brain and of the central canal of the spinal cord.

ependymal (ep-en'dim-al). Pertaining to or composed of ependyma.

ependymitis (ep"en-dim-i'tis). Inflammation of the ependyma.

ependymoma (ep-en-dim-o'mah). A tumor containing ependymal elements.

epersalgia (ep-er-sal'je-ah) [Gr. *ἐπαίρειν* to lift + *ἄλγος* pain]. Eparsalgia.

epharmony (ep-har'mo-ne). Development in complete harmony with environment; harmonic relation between structure and environment.

ephebic (ef-eb'ik) [Gr. *ἐφηβικός* pertaining to puberty]. Pertaining to youth or the period of puberty.

ephebolergy (ef-e-bol'er-je) [Gr. *ἔφηβος* puberty + *λόγος* treatise]. The study of puberty.

Ephedra (ef'ed-rah) [Gr *ἐπί* upon + *ἕδρα* seat]. A genus of gnetaceous plants. *E. antisyphilit'ica*, *E vulga'rus*, and others furnish the Chinese drug ma huang, which is used in syphilis, rheumatism, and diseases of the bladder.

ephedrin, ephedrine (ef'ed-rin). A mydriatic alkaloid from the *Ephedra vulgaris* and other species of Ephedra. It is related in chemical constitution and in physiologic action to epinephrin, being $C_6H_5.CHOH.CH(CH_3)NHCH_3$. It has an effect on smooth muscle, on secretion, and on the circulation similar to that of epinephrin, and is used in states of low blood-pressure, shock, hemorrhage, and Addison's disease, also in asthma and as a mydriatic Dose of hydrochlorid or sulphate, 1 gr (0.06 gm.) **e.-homatropin**, a compound of ephedrin hydrochlorate, 1 part; homatropin hydrochlorate, $\frac{1}{100}$ part, water, 10 parts: a good mydriatic.

ephelis (ef-e'lis), pl. *ephel'ides* [Gr. *ἐφηλις*]. A freckle.

ephem'era Britan'nica. Miliary fever.

ephemeral (ef-em'er-al) [Gr. *ἐπί* on + *ἡμέρα* day]. 1. Enduring but one day or less. 2. Transient.

ephidrosis (ef-id-ro'sis) [Gr. *ἐφίδρωσις*]. Excessive sweating; hyperidrosis. **e. cruen'ta**, the excretion of bloody sweat.

ephippium (ep-hip'e-um) [Gr. *ἐπί* upon + *ἵππος* horse]. The sella turcica.

epiblast (ep'e-blast) [Gr. *ἐπί* on + *βλαστός* germ]. The ectoderm, or outermost of the three layers of the blastoderm. From it are developed the epidermis and the epidermic tissues, such as the nails, hair, and glands of the skin, the nervous system, the external sense-organs, as the ear, eye, etc, and the mucous membrane of the mouth and anus.

epiblastic (ep-e-blas'tik). Pertaining to or arising from the epiblast.

epibole, epiboly (ep-ib'o-le) [Gr. *ἐπιβολή* cover]. In embryology, the inclusion of a set of segmenting cells within another set by reason of the more rapid division of the latter.

epibulbar (ep-e-bul'bar). Upon the eyeball.



Epicanthus.

epicanthus (ep-ik-an'thus) [Gr *ἐπί* on + *κανθός* canthus]. A fold of the skin which sometimes covers the inner canthus.

epicardia (ep-e-kar'de-ah). The portion of the esophagus extending from the cardia to the hiatus esophagi.

epicardium (ep-ik-ar'de-um) [Gr. *ἐπί* upon + *καρδία* heart]. The innermost layer of the pericardium, visceral pericardium.

epicarin (ep-e-ka'rin). A basic and non-toxic condensation-product, oxynaphthyloxymetatoluylic acid, $OH.C_{10}H_6.CH_2.C_6H_3(OH)COOH$, of creosotinic acid and beta-naphthol. It is a soluble, reddish-yellow powder. Epicarin and its sodium salt are used in skin diseases in a 10 per cent. solution or a 10–20 per cent ointment.

epicele, epicœle (ep'is-ēl) [Gr *ἐπί* upon + *κοιλία* hollow]. The fourth ventricle of the brain.

epicentral (ep-is-en'tral). Attached to the centrum of a vertebra.

epichetosamin (ep"e-ke-to'sam-in). A hexosamin homologous with glucosamin, but containing mannose instead of glucose.

epichordal (ep-ik-or'dal). Situated dorsad of the notochord.

epichorion (ep-e-ko're-on) [Gr. *ἐπί* upon + *chorion*]. That part of the uterine mucosa which incloses the fertilized ovum.

epicœloma (ep-e-se-lo'mah). The portion of the cœloma nearest the notochord.

epicomus (ep-ik'o-mus) [Gr. *ἐπί* upon + *κόμη* hair]. A monster with a parasitic twin joined at the summit of the head.

epicondylalgia (ep"ik-on-dil-al'je-ah) [*epicondyle* + Gr. *ἄλγος* pain]. Pain in the muscles attached to the epicondyle of the humerus It is a functional neurosis due to strains on the forearm.

epicondyle (ep-ik-on'dil) [Gr *ἐπί* upon + *κόνδυλος* condyle]. An eminence upon a bone and above its condyle. **lateral e.** 1. The external condyle of the humerus. 2. The external tuberosity of the femur. **median e.** 1. The internal condyle of the humerus. 2. The inner tuberosity of the femur.

epicondylian, epicondylic (ep-e-kon-dil'e-an, ep-e-kon-dil'ik). Pertaining to an epicondyle.

epicondylitis (ep"e-kon-dil-i'tis). Inflammation of the tissues adjoining the epicondyle of the humerus.

epicoracoid (ep-ik-or'ak-oid). Situated above the coracoid process.

epicorneascleritis (ep-e-kor"ne-ah-skle-ri'tis). A chronic inflammatory condition affecting the cornea and sclera.

epicostal (ep-e-kos'tal) [Gr. *ἐπί* upon + L. *cos'ta* rib]. Situated upon a rib.

epicranium (ep-ik-ra'ne-um) [Gr. *ἐπί* on + *κρανίον* skull]. The integument, aponeurosis, and muscular expansions of the scalp.

epicranius (ep-ik-ra'ne-us) [Gr *ἐπί* upon + *κρανίον* cranium]. The occipitofrontalis muscle.

epicrisis (ep-ik'ris-is) [Gr. *ἐπί* upon + *κρίσις* crisis]. A second or supplementary crisis.

epicritic (ep-ik-rit'ik) [Gr. ἐπίκρισις determination]. Relating to or serving the purpose of accurate determination: applied to cutaneous nerve-fibers that serve the purpose of perceiving fine variations of touch or temperature. See *epicritic sensibility*, under *sensibility*.

epicystitis (ep''i-sis-ti'tis) [Gr. ἐπί upon + κύστις bladder]. Inflammation of the structures above the bladder.

epicystotomy (ep''i-sis-tot'o-me) [Gr. ἐπί over + κύστις bladder + τομή a cut]. Suprapubic operation for stone in the bladder.

epicyte (ep'is-īt) [Gr. ἐπί on + κύτος cell]. 1. The membrane which invests a cell. 2. An epithelial cell. 3. The external protective layer of the ectoplasm of a protozoon.

epicytoma (ep-e-si-to'mah). A malignant epithelioma.

epidemic (ep-id-em'ik) [Gr. ἐπί on + δῆμος people]. 1. Attacking many people in any region at the same time; widely diffused and rapidly spreading. 2. A disease which is widely prevalent in a community. 3. A season of the extensive prevalence of any particular disease.

epidemicity (ep''id-em-is'it-e). The quality or fact of being epidemic.

epidemiography (ep''id-em-e-og'raf-e) [*epidemic* + Gr. γράφειν to write]. A treatise upon or an account of epidemics.

epidemiology (ep''id-em-e-ol'o-je) [*epidemic* + Gr. λόγος treatise]. The sum of what is known regarding epidemics.

epiderm (ep'id-erm). Epidermis.

epidermal, epidermic (ep-id-er'mal, ep''id-er'-mik). 1. Pertaining to the epidermis. 2. Same as *scarlet red*.

epidermatic, epidermatous (ep''e-der-mat'ik, ep-e-der'mat-us). Same as *epidermal*.

epidermatomycosis (ep-e-der''mat-o-mi-ko'sis). Same as *dermatomycosis*.

epidermatoplasty (ep-e-der-mat'o-plas-te) [*epidermis* + Gr. πλάσσειν to form]. Skin-grafting done with pieces of epidermis with the underlying outer layer of the corium.

epidermidalization (ep-id-er''mid-al-i-za'shun). Development of epidermic cells (stratified epithelium) from mucous cells (columnar epithelium).

epidermidolysis (ep-e-der-mid-ol'is-is). See *epidermolysis*.

epidermidosis (ep''id-er-mid-o'sis). Any skin disease affecting primarily the epidermis.

epidermin (ep-id-er'min). A cerate used as a vehicle for certain external medicaments.

epidermis (ep-id-er'mis) [Gr. ἐπί on + δέρμα skin]. The outermost and non-vascular layer of the skin; the cuticle or scarf-skin. It is made up from without inward of four layers: (1) The horny layer (*stratum corneum*), which consists of flattened horny cells; (2) the *stratum lucidum*, or *layer of Oehl*, consisting of several layers of transparent nucleated cells; (3) the *stratum granulosum*, or *layer of Langerhans*, composed of flattened granular cells; and (4) the *stratum mucosum* (*layer of Malpighi*, rete mucosum), composed of rounded or polygonal pigmented cells.

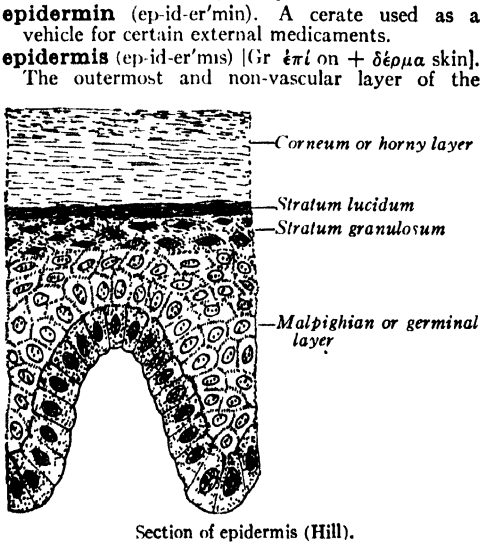

Section of epidermis (Hill).

epidermization (ep''id-er-miz-a'shun). 1. The process of covering or of becoming covered with epidermis. 2. Skin-grafting.

epidermoid (ep-id-er'moid). 1. Resembling the epidermis. 2. A cerebral or meningeal tumor formed by inclusion of epidermal cells from the skin or mucous membrane.

epidermolysis (ep''id er-mol'is-is) [Gr. ἐπιδερμίς skin + λύσις loosening]. A loosened state of the epidermis **e. bullo'sa**, a variety marked by the formation of deep-seated bullæ, which appear after irritation or rubbing of the parts.

epidermoma (ep-e-der-mo'mah). A cutaneous outgrowth, such as a wart.

epidermomycosis (ep-e-der''mo-mi-ko'sis). A general name for any dermatitis caused by microscopic fungi and yeasts.

Epidermophyton (ep-e-der-mof'it-on) [*epidermis* + Gr. φυτόν plant]. A genus of fungi closely resembling Trichophyton except that they attack the skin rather than the hair. **E. cru'ris, E. inguina'le,** the cause of tinea cruris or Dhobie itch.

epidermophytosis (ep-e-der-mo-fi-to'sis). Infection by fungi of the genus Epidermophyton. **e. cru'ris.** See *tinea cruris*

epidermosis (ep-e-der-mo'sis). A skin disease affecting chiefly the epidermis.

epidiascope (ep-e-di'as-kōp) [Gr. ἐπί upon + διά through + σκοπεῖν to view]. A lantern for projecting the images of opaque bodies upon a screen by reflected or transmitted light.

epididymal (ep-id-id'im-al). Pertaining to the epididymis.

epididymectomy (ep''id-id-im-ek'to-me) [*epididymis* + Gr. ἐκτομή excision]. Surgical removal of the epididymis.

epididymis (ep-id-id'im-is) [Gr. ἐπί on + δίδυμος testis]. An oblong body attached to the upper part of each testicle, consisting of a globus major and a globus minor—the former composed of the convoluted vasa efferentia, and the latter containing the efferent duct.

epididymitis (ep''id-id-im-i'tis). Inflammation of the epididymis.

epididymodeferentectomy (ep-e-did''im-o-def-er-en-tek'to-me). Excision of the epididymis and vas deferens.

epididymodeferential (ep-e-did''im-o-def-er-en'-shal). Pertaining to the epididymis and vas deferens

epididymo-orchitis (ep''id-id-im-o-or-ki'tis). Inflammation of the epididymis and testis.

epididymotomy (ep''e-did-e-mot'o-me) [*epididymis* + Gr. τομή cut]. The operation of making an opening into the epididymis.

epididymovasostomy (ep-e-did''im-o-vaz-os'to-me). The operation of severing the vas deferens and suturing the distal part to the epididymis: done for sterility due to obstruction of the vas.

epidor (ep'id-or). A proprietary ointment base.

epidural (ep-e-du'ral). Situated upon or outside the dura.

epifascial (ep-e-fash'e-al). Upon the fascia.

epifolliculitis (ep 'e-fol-ik-u-li'tis). Inflammation of the hair-follicles.

Epigæa (ep-e-je'ah) [L.; Gr. ἐπί on + γαῖα earth]. A genus of trailing ericaceous plants. *E. re'pens*, the trailing arbutus, ground-sweet, or May-flower, of North America, is diuretic. Dose of fluidextract, 30–60 min. (2–4 c.c.).

epigamous (ep-ig'am-us) [Gr. *ἐπί* after + *γάμος* marriage]. Occurring after conception: a term descriptive of the theory that the sex of an embryo is determined by factors acting on the embryo during its development.

epigaster (ep-e-gas'ter) [Gr. *ἐπί* upon + *γαστήρ* belly]. The hind-gut. the embryonic structure whence the colon is formed.

epigastralgia (ep"e-gas-tral'je-ah) [Gr. *ἐπιγάστριον* epigastrium + *ἄλγος* pain]. Pain in the epigastrium.

epigastric (ep-e-gas'trik) [Gr *ἐπί* on + *γαστήρ* belly]. Pertaining to the epigastrium.

epigastrium (ep-e-gas'tre-um). The epigastric region; the upper middle portion of the abdomen, over or in front of the stomach.

epigastrius (ep-e-gas'tre-us) [Gr. *ἐπιγάστριον* epigastrium]. A double monster in which the parasite is small and forms a tumor upon the epigastrium of the autosite.

epigastrocele (ep-e-gas'tro-sēl) [Gr. *ἐπιγάστριον* epigastrium + *κήλη* hernia]. Hernia in the epigastric region.

epigastrorrhaphy (ep"e-gas-tror'af-e) [*epigastrium* + Gr. *ῥαφή* suture]. The closure of an epigastric wound by stitches

epigenesis (ep-e-jen'es-is) [Gr. *ἐπί* on + *genesis*]. 1. Generation by successive formations, the theory that development starts from a structureless cell, and consists in the successive formation and addition of new parts which do not preexist in the fertilized egg: this theory is opposed to that of evolution. 2. An accessory symptom.

epigenetic (ep"ij-en-et'ik). Pertaining to epigenesis.

epiglottectomy (ep-e-glot-ek'to-me). Epiglottidectomy.

epiglottidean (ep"e-glot-id'e-an). Pertaining to the epiglottis.

epiglottidectomy (ep"e-glot-id-ek'to-me) [*epiglottis* + Gr *ἐκτομή* excision] Excision of the epiglottis

epiglottiditis (ep"e-glot-id-i'tis). Same as *epiglottitis*.

epiglottis (ep-e-glot'is) [Gr *ἐπί* upon + *γλωττίς* glottis]. The lid-like structure which covers the entrance to the larynx.

epiglottitis (ep"e-glot-i'tis). Inflammation of the epiglottis.

epignathous (ep-ig'nath-us). Of the nature of an epignathus.

epignathus (ep-ig'nath-us) [Gr. *ἐπί* on + *γνάθος* jaw]. A parasitic monster attached to the jaw of an autositic fetus



Epignathus (Gould and Pyle).

epigonal (ep-ig'on-al) [Gr. *ἐπί* on + *γονή* seed]. Situated on an embryonic germ gland.

epiguanin (ep-e-gwan'in). One of the purin bodies found in the urine after the ingestion of theobromin (cocoa). It is 7-methyl-2-amino-6-oxypurin, $C_6H_7N_5O$.

epihyal bone (ep-e-hi'al) [Gr. *ἐπί* on + *hyoid*]. The stylohyoid ligament when ossified.

epilamellar (ep-e-lam-el'ar). Situated outside of the basement-membrane.

epilation (ep-il-a'shun) [L. *e* out + *pi'lus* hair]. The removal of hair by the roots.

epilatory (e-pil'a-to-re). 1. Pertaining to the removal of hairs. 2. An agent which effects the destruction of hairs.

epilemma (ep-e-lem'ah) [Gr. *ἐπί* upon + *λέμμα* scale]. The sheath of a terminal nerve-fibril.

epilemmal (ep-e-lem'al). Relating to the epilemma.

epilepidoma (ep-e-lep-id-o'mah) [Gr. *ἐπί* upon + *λεπίς* rind + *-ωμα* tumor]. A tumor composed of hyperplastic tissue derived from the epiblast.

epilepsia (ep-e-lep'se-ah). See *epilepsy*. **e. cursi'va**, epilepsy marked at first by an irresistible desire to run. **e. gra'vior**, haut mal. the more violent and typical variety of epilepsy. **e. larva'ta**, masked epilepsy: that in which the unconscious stage is very brief, and the movements, though automatic, seem to be voluntary. **e. me'dia**, epilepsy of moderate severity, showing muscular spasms of tonic character, but without clonic spasms following. **e. mit'ior**, petit mal: that in which there are no decided period of unconsciousness and no obvious spasm, or only a slight one. **e. partia'lis contin'ua**, continuous epilepsy. See under *epilepsy*. **e. procur'siva**, procursive epilepsy. **e. ret'inæ** (Hughlings Jackson), ischemia retinæ **e. tar'da**, epilepsy beginning after the age of thirty; usually due to syphilis or brain tumor.

epilepsy (ep'il-ep-se) [Gr. *ἐπιλῆψία* seizure]. A chronic functional disease characterized by fits or attacks in which there is loss of consciousness, with a succession of tonic or clonic convulsions (Hippocrates) The fit lasts from five to twenty minutes, and the attacks vary greatly in frequency A fit in which there are severe convulsions and loss of consciousness, or coma, is termed *haut mal* or *grand mal* The mild form, in which vertiginous or other sensations take the place of convulsions, is termed *petit mal*. **abortive e.**, petit mal. See *epilepsy*. **accelerative e.** Same as *procursive e* **Bravais-Jacksonian e.**, Jacksonian epilepsy. **Brown-Séquard e.**, epileptiform convulsions occurring after experimental injuries of the spinal cord in animals. **cardiac e.**, that which is accompanied by profound disturbance of the heart's actions probably due to disease of the heart or its nerves **continuous e.**, a rare form of epilepsy, marked by characteristic major attacks, but also showing at intervals persistent clonic movements. Called also *epilepsia partialis continua* **cortical e.** Same as *jacksonian e* **cursive e.**, epilepsy marked by an impulse to run. **delayed e.**, epilepsy coming on late in life, at least after puberty **diurnal e.**, epilepsy in which the attacks come on in the daytime. **focal e.** Same as *jacksonian e.* **gastric e.**, epilepsy caused by gastric irritation **hysteric e.**, a severe form of hysteric seizure, more or less closely approaching the type of a true epilepsy. **idiopathic e.**, true or typical epilepsy. **jacksonian e.** is marked by localized spasm, and is mainly limited to one side and often to one group of muscles; called also *partial e.* **laryngeal e.**, laryngeal vertigo See *vertigo* **latent e., masked e.** See *epilepsia larvata* **matutinal e.**, epilepsy with attacks occurring on waking in the morning. **menstrual e.**, epileptic fits associated with menstruation. **myoclonus e.**, a rare disease in which in the intervals of major epileptic seizures there are paroxysmal clonic contractions of the muscles of the extremities, especially of the proximal portions, and more or less persistent fibrillary tremors. Called also *Unverrichl's disease, myoclonia epileptica*, and *association disease*. **nocturnal e.**, a variety in which the attack usually occurs at night, often in sleep. **partial e.** See *jacksonian e.* **partial constant e.** See *continuous e.* **peripheral e.**, jacksonian epilepsy. **pleural e.**, epileptic attacks brought on by irrigation of the pleural cavity. **procursive e.**, a form in which the patient runs forward swiftly before falling in a fit. **psychic e.** Same as *epilepsia larvata*. **reflex e.**, a form due to peripheral irritation. **retinal e.**, temporary blindness, often occurring in epilepsy. **retrocursive e.**, epilepsy in which

the motor disorder consists in stepping backward. **saturnine e.**, epileptoid seizures seen in connection with lead-poisoning. **senile e.**, senile bradycardia, coming on in paroxysms, and resulting from coronary sclerosis or from fibrous myocarditis. **sensory e.**, a form in which the convulsions are replaced by delusions of sense and by hallucinations, supposed to be due to lesion of the thalamus, and therefore sometimes called *thalamic e.* **serial e.**, epilepsy occurring in frequent attacks. **sleep e.** Same as *narcolepsy* **spinal e.**, spastic paraplegia from lateral sclerosis of the spinal cord, with tonic spasms followed by clonic ones. **symptomatic e.**, jacksonian epilepsy. **tardy e.**, delayed epilepsy. **thalamic e.**, a kind of sensory epilepsy from disease of the optic thalamus. **toxemic e.**, a form which is due to a toxic influence in the blood. **traumatic e.**, epilepsy caused by injury, especially injury of the skull.

epileptic (ep-e-lep'tik) [Gr. ἐπιληπτικός]. 1. Pertaining to or affected with epilepsy. 2. A person affected with epilepsy

epilepticoccus (ep-e-lep-tik-ok'us). Same as *Bacillus epilepticus.*

epileptiform (ep-e-lep'te-form) [*epilepsy* + L. *for'ma* shape]. Resembling epilepsy or its manifestations; recurring in severe and sudden paroxysms.

epileptogenic, epileptogenous (ep"e-lep-to-jen'ik, ep"e-lep-toj'en-us) [*epilepsy* + Gr. γεννᾶν to produce]. Producing epileptic attacks.

epileptoid (ep-e-lep'toid). Resembling epilepsy; epileptiform.

epileptol (ep-e-lep'tol). A condensation product of formamid and formaldehyd, setting free formic acid, recommended by Josef Rosenberg for epilepsy.

epileptologist (ep-e-lep-tol'o-jist). A practitioner who makes a special study of epilepsy.

epileptology (ep-e-lep-tol'o-je). The study of epilepsy.

epileptosis (ep-e-lep-to'sis). Any mental disease belonging to the epileptic group (Southard).

Epilobium (ep-e-lo'be-um). A genus of plants including the willow herb, which is used as a demulcent tonic and astringent in diarrhea and dysentery.

epiloia (ep-il-oi'ah). A syndrome characterized by mental deficiency, adenoma sebaceum, and epileptic attacks, associated with hypertrophic sclerosis of the cerebral cortex, nodules on the floor of the fourth ventricle, and tumors in the kidneys, and more rarely in the spleen and lungs.

epimandibular (ep"e-man-dib'u-lar) [Gr. ἐπί on + L. *mandib'ulum* jaw]. Situated upon the lower jaw.

epimenorrhagia (ep"e-men-o-ra'je-ah). Too frequent and too excessive menstruation.

epimere (ep'e-mēr). A part of the mesodermal wall of the epicœloma of the embryo.

epimerite (ep-e-mēr'īt) [Gr. ἐπί upon + μέρος part]. An organ of certain gregarine protozoa by which they are attached to epithelial cells.

epimorphosis (ep-e-mor-fo'sis) [Gr. ἐπί upon + μορφή form]. The regeneration of a piece of an organism by proliferation at the cut surface.

Epimys (ep'im-is). A genus of rats. *E. norve'gicus* is the ship rat; *E. rat'tus* is the plague rat of India.

epimysium (ep-e-mis'e-um) [Gr. ἐπί on + μῦς muscle]. The fibrous sheath of a muscle.

epinasty (ep'in-as-te) [Gr. επί upon + νασστός pressed close]. Downward curvature produced by excessive growth on the upper side of an extended organ.

epinephrectomy (ep-e-nef-rek'to-me). Excision of the adrenals; adrenalectomy.

epinephrin (ep-e-nef'rin) [Gr. ἐπί upon + νεφρός kidney]. The active principle of the medulla of the adrenal bodies (suprarenal capsules) whose specific action on the system is to slow the heart-rate and increase the blood-pressure. It also increases the output of sugar in the urine. It is employed in medicine as an astringent and hemostatic, and an adjuvant in local anesthesia. In pure form it is a crystalline powder, $C_6H_3(OH)_2$-CHOH CH_2NHCH_3. Dose of 1 : 1000 solution, 5–30 min. (0.3–2 c.c.) every two or three hours; hypodermically, 1–15 min. (0.065–1 c.c.). Locally it is used in 1 : 10,000 to 1 : 1000 solution. It is usually sold in a solution containing one-tenth of 1 per cent. of the substance, and appears under various trade names as adrenalin, adrin, adnephrin, suprarenalin, supracapsulin, paranephrin, etc. **e. hydrate,** adrin.

epinephrina (ep-e-nef-ri'nah). The U. S. P. name for *epinephrin.*

epinephrinemia (ep-e-nef-rin-e'me-ah). The presence of epinephrin in the blood.

epinephritis (ep"e-nef-ri'tis) [Gr. ἐπί upon + νεφρός kidney]. Inflammation of a suprarenal body.

epinephroma (ep"e-nef-ro'mah). Hypernephroma.

epineural (ep-e-nu'ral). Situated upon a neural arch.

epineurial (ep-e-nu're-al). Pertaining to the epineurium.

epineurium (ep-e-nu're-um) [Gr. ἐπί on + νεῦρον nerve] The sheath or envelop of a nerve-trunk.

epinin (ep'in-in). Dihydroxyphenylethylmethylamin, a proprietary synthetic preparation said to have the action of suprarenal extract.

epionychium (ep"e-o-nik'e-um). See *eponychium.*

epiornitic (ep"e-or-nit'ik). Same as *epornitic.*

epiosin (ep-e-o'sin). A hypnotic and analgesic base, methyl-diphenylene-amido-azol. Dose, 1–2 gr. (0.065–0.13 gm.).

epiotic (ep-e-ot'ik) [Gr. ἐπί over + οὖς ear]. Situated on or above the ear.

epipastic (ep-e-pas'tik) [Gr. ἐπί on + πάσσειν to sprinkle]. 1. Suitable for use as a dusting-powder. 2. A powder to be sprinkled upon the surface of the body

epipephysitis (ep"e-pef-is-i'tis). Conjunctivitis.

epiphanin reaction (ep-if'an-in). See under *reaction.*

epipharyngitis (ep"e-far-in-ji'tis). Inflammation of the nasal portion of the pharynx.

epipharynx (ep-e-far'inks). The nasal portion of the pharynx; the rhinopharynx.

epiphenomenon (ep"e-fe-nom'en-on) [Gr ἐπί on + φαινόμενον phenomenon]. An accessory, exceptional, or accidental occurrence in the course of an attack of any disease.

epiphora (e-pif'o-rah) [Gr. ἐπιφορά downflow]. An abnormal overflow of tears down the cheek: mainly due to stricture of the lacrimal passages.

epiphylactic (ep-e-fi-lak'tik). Pertaining to or marked by epiphylaxis.

epiphylaxis (ep-e-fi-lak'sis) [Gr. ἐπί upon + φύλαξις protection]. Increase or reinforcement of normal phylaxis, as seen in the positive phase by opsonic or vaccine therapy.

epiphyseal, epiphysial (ep-if-iz'e-al). Pertaining to or of the nature of an epiphysis.

epiphyseolysis (ep"e-fiz-e-ol'is-is) [*epiphysis* + Gr. λύσις loosening]. Separation of an epiphysis from its bone.

epiphyseopathy (ep-e-fiz-e-op'ath-e) [*epiphysis* + Gr. πάθος disease]. 1. Any disease of the pineal gland. 2. Any disease of an epiphysis of a bone.

epiphysis (ep-if'is-is) [Gr. ἐπίφυσις]. 1. [B N A] A piece of bone separated from a long bone in early life by cartilage, but later becoming a part of the larger bone. 2. The pineal body. See under *body.*

epiphysitis (ep"if-is-i'tis). Inflammation of an epiphysis or of the cartilage which separates it from the main bone.

epiphyte (ep'e-fīt) [Gr. *ἐπί* on + *φυτόν* plant]. 1. A plant organism growing upon another plant. 2. A vegetable organism parasitic upon the exterior of the human or an animal body.

epiphytic (ep-e-fit'ik). 1. Pertaining to or caused by epiphytes. 2. A widely diffused outbreak of an infectious disease in plants.

epipial (ep-e-pi'al). Situated on the pia.

epipleural (ep-e-plu'ral). Situated upon a pleural element, or pleurapophysis.

epiplocele (ep-ip'lo-sēl) [Gr. *ἐπίπλοον* omentum + *κήλη* hernia]. A hernia which contains omentum.

epiplo-enterocele (ep-ip"lo-en'ter-o-sēl) [Gr. *ἐπίπλοον* omentum + *ἔντερον* intestine + *κήλη* hernia]. Hernia containing intestine and omentum.

epiploic (ep-e-plo'ik). Pertaining to the epiploon.

epiploitis (ep"ip-lo-i'tis). Inflammation of the epiploön.

epiplomerocele (ep"ip lo-me'ro-sēl) [Gr *ἐπίπλοον* omentum + *μηρός* thigh + *κήλη* hernia]. Femoral hernia containing omentum.

epiplomphalocele (ep"ip-lom-fal'o-sēl) [Gr. *ἐπίπλοον* omentum + *ὀμφαλός* navel + *κήλη* hernia]. Umbilical hernia containing omentum.

epiploön (ep-ip'lo-on) [Gr. *ἐπίπλοον*]. The omentum: usually the great omentum.

epiplopexy (e-pip'lo-pek-se) [*epiploon* + Gr. *πῆξις* fixation]. Suturation of the omentum to the abdominal wall for the establishment of collateral circulation in cirrhosis of the liver.

epiplorrhaphy (e-pip-lor'af-e) [Gr. *ἐπίπλοον* omentum + *ῥαφή* suture]. Same as *epiplopexy*.

epiplosarcomphalocele (ep-ip"lo-sar-kom-fal'o-sēl) [Gr. *ἐπίπλοον* omentum + *σάρξ* flesh + *ὀμφαλός* navel + *κήλη* hernia] An umbilical hernia complicated with a local fleshy excrescence.

epiploscheocele (ep-ip-los'ke-o-sēl) [Gr. *ἐπίπλοον* omentum + *ὄσχεον* scrotum + *κήλη* hernia]. Scrotal hernia containing omentum.

epipygus (ep-e-pi'gus). Same as *pygomelus*.

epirotulian (ep-e-ro-tu'le-an) [Gr. *ἐπί* upon + L. *rot'ula* patella]. Upon the patella.

episaccharic acid (ep-e-sak-ar'ik) See under *acid*

episarkin (ep-e-sar'kin). One of the alloxur bases, $C_4H_6N_2O$, occurring in the normal urine and the urine of leukemia

episclera (ep-e-skle'rah). The loose connective tissue between the sclera and the conjunctiva.

episcleral (ep-e-skle'ral). Overlying the sclera.

episcleritis, episclerotitis (ep"is-kle-ri'tis, ep-e-skle-ro-ti'tis). Inflammation of tissues overlying the sclera; also inflammation of the outermost layers of the sclera. **e. partia'lis fu'gax,** sudden hyperemia of the sclera and overlying conjunctiva, lasting a short time.

episcope (ep'es-kōp). 1. A projecting lantern for throwing images of solid objects on a white screen in natural colors. 2. An instrument for examination of the surface of objects.

episioclisia (e-piz"e-o-kliz'e-ah) [Gr. *ἐπίσειον* pubes + *κλεῖσις* closure]. Surgical closure of the vulva.

episio-elytrorrhaphy (ep-iz"e-o-el-it-ror'af-e) [*episiorrhaphy* + *elytrorrhaphy*]. The operation of narrowing the vulva and vagina to support a prolapsed uterus.

episioperineorrhaphy (ep-iz"e-o-per"in-e-or'af-e). The suturing of the vulva and perineum for the support of a prolapsed uterus.

episioplasty (ep-iz'e-o-plas-te) [Gr. *ἐπίσειον* pubes + *πλάσσειν* to shape]. Plastic surgery of the vulva or pubic region.

episiorrhaphy (ep-iz-e-or'af-e) [Gr. *ἐπίσειον* pubes + *ῥαφή* suture]. 1. The sewing up of a lacerated perineum. 2. The suturing of the labia majora.

episiostenosis (ep-iz"e-o-sten-o'sis) [Gr. *ἐπίσειον* pubes + *στένωσις* contraction]. The narrowing of the vulvar slit.

episiotomy (ep-iz-e-ot'o-me) [Gr. *ἐπίσειον* pubes + *τομή* a cutting]. Surgical incision of the vulvar orifice laterally for obstetric purposes (Carl Braun, 1857).

epispadia (ep-is-pa'de-ah). Epispadias.

epispadiac (ep-e-spa'de-ak). 1. Pertaining to or affected with epispadias. 2. A person affected with epispadias.

epispadial (ep-e-spa'de-al). Same as *epispadiac*.

epispadias (ep-is-pa'de-as) [Gr. *ἐπί* on + *σπάδων* a rent]. A congenital defect in which the urethra opens on the dorsum of the penis. **female e.,** a fissure of the upper wall of the female urethra.

epispastic (ep-e-spas'tik) [Gr. *ἐπί* on + *σπᾶν* to draw]. 1. Causing a blister or serous discharge from a superficial lesion. 2. A blistering agent.

epispinal (ep-e-spi'nal) Situated upon the spinal cord or the spinal column.

episplenitis (ep"e-sple-ni'tis) [Gr. *ἐπί* on + *σπλήν* spleen + *-ιτις* inflammation]. Inflammation of the capsule of the spleen.

epistasis (ep-is'tas-is) [Gr. *ἐπί* on + *στάσις* a standing]. 1. The checking of any discharge, as of blood, menses, or lochia. 2. A scum or pellicle, as on the surface of urine

epistasy (ep-is'tas-e) [Gr. *ἐπί* upon + *στάσις* position]. The concealing of one hereditary character by another superposed upon it.

epistatic (ep-e-stat'ik) Superimposed: said of a mendelian character which is superimposed upon another, hiding the appearance of the latter

epistaxis (ep-e-staks'is) [Gr. *ἐπίσταξις*] Nosebleed, hemorrhage from the nose **Gull's renal e.,** a disease of middle adult life marked by renal hemorrhage, but with no known lesion. Called also *essential renal hematuria, angioneurotic hematuria,* and *renal hemophilia.*

episternal (ep-e-ster'nal). Situated on or over the sternum.

episternum (ep-e-ster'num) [Gr *ἐπί* on + *στέρνον* sternum]. The manubrium, or first piece of the sternum.

epistropheus (ep-e-stro'fe-us). The axis.

epitarsus (ep-e-tar'sus) [Gr. *ἐπί* upon + *tarsus*]. An anomaly of the eye consisting of a fold of conjunctiva passing from the fornix to near the lid-border. Called also *congenital pterygium.*

epitela (ep-e-te'lah) [Gr *ἐπί* on + L. *te'la* web]. The delicate tissue of Vieussen's valve.

epitendineum (ep e-ten-din'e-um). The fibrous sheath covering a tendon.

epitenon (ep-e-te'non) [Gr. *ἐπί* upon + *τενών* tendon] The connective tissue covering a tendon within its sheath.

epithalamic (ep-e-thal-am'ik). Upon the thalamus.

epithalamus (ep-e-thal'am-us) [Gr. *ἐπί* upon + *thalamus*]. That part of the thalamencephalon which is composed of the posterior commissure, the habenula, and the pineal body

epithalaxia (ep-e-thal-ak'se-ah) [*epithelium* + Gr. *ἄλλαξις* falling]. Desquamation of the epithelium, especially of the intestinal mucosa

epithelia (ep-e-the'le-ah). The epithelial cells or the layer which they compose.

epithelial (ep-e-the'le-al). Pertaining to or composed of epithelium. **e. inlay, e. outlay.** See under *inlay* and *outlay*.

epithelioblastoma (ep-e-the"le-o-blas-to'mah) [*epithelium* + Gr. *βλάστος* cell + *-ωμα* tumor].

An epithelial tumor; a tumor made up of epithelial cells. The term includes papilloma, adenoma, and carcinoma.

epithelioceptor (ep-e-the"le-o-sept'or). The structure in a gland cell which receives a nerve stimulus from the end-organ of the nerve-fibril.

epitheliogenetic (ep-e-the"le-o-jen-et'ik) [*epithelium* + Gr. γεννᾶν to produce]. Due to epithelial proliferation.

epithelioglandular (ep-e-the"le-o-glan'du-lar). Pertaining to the epithelial cells of a gland.

epithelioid (ep-e-the'le-oid). Resembling epithelium.

epitheliolysin (ep"e-the-le-ol'is-in). A cytolysin formed in the serum of an animal when epithelial cells from an animal of different species are injected. The epitheliolysin has the power of destroying epithelial cells of an animal of the same species as that from which the epithelial cells were originally taken.

epitheliolysis (ep"e-the-le-ol'is-is) [*epithelium* + Gr. λύσις solution]. Destruction of epithelial cells by epitheliolysins.

epitheliolytic (ep-e-the"le-o-lit'ik). Causing destruction of epithelial tissue.

epithelioma (ep"e-the-le-o'mah). An epithelial cancer; a malignant tumor consisting mainly of epithelial cells and primarily derived from the skin or mucous surface. See *carcinoma*. **e. adamanti'num.** See *adamantinoma* **e. adenoi'des cys'ticum,** spiradenoma. **columnar e., cylindric e.,** is composed of columnar cells arranged in gland-like tubules **e. contagio'sum,** a contagious disease of birds characterized by the formation of nodules that contain glistening corpuscles Called also *fowl-pox* and *sore head*. **diffuse e.,** a variety in which the adjacent tissue is infiltrated with the malignant cells. **glandular e.,** a variety consisting of gland-cells and affecting mucous surfaces **e. molluscum.** Same as *molluscum epitheliale* **multiple benign cystic e.** Same as *spiradenoma*. **e. myxomato'des psammo'sum,** a form occurring in the third ventricle of the brain, composed of myxoma-like tissue containing hard, granular matter. **suprarenal e.,** a hypernephroma

epitheliomatous (ep"ith-e-le-o'mat-us). Pertaining to or of the nature of epithelioma.

epitheliomuscular (ep-e-the"le-o-mus'ku-lar). Composed of epithelium and muscle.

epitheliosis (ep e-the-le-o'sis). Proliferation of the epithelium of the conjunctiva **e. desquamati'va conjuncti'væ,** a condition resembling trachoma occurring in the Samoan Islands.

epitheliotoxin (ep-e-the"le-o-tok'sin). A cytotoxin which destroys epithelial cells.

epithelium (ep-ith-e'le-um) [Gr. ἐπί on + θηλή nipple]. The covering of the skin and mucous membranes, consisting wholly of cells of varying form and arrangement (Henle, 1837). Epithelium is derived from the epiblast and the hypoblast The four principal varieties, named according to the shape of the cells, are *columnar, modified, specialized,* and *squamous* Columnar and squamous epithelium are either simple or stratified; modified epithelium includes the *ciliated, goblet,* and *pigmented* varieties. Specialized epithelium includes *glandular e* and *neuro-epithelium*. The *columnar* and *squamous* varieties are polyhedral, pavement, or tessellated. **cubic e.,** epithelium the cells of which have a cubic shape. **germinal e.,** a layer of epithelial cells along each side of the mesentery of the primitive intestinal tube. It develops into the sperm cells in the male and into a mass of cells over the ovary in the female. **glandular e.,** epithelium made up of glandular or secreting cells. **laminated e.** Same as *stratified e.* **nucleated e.,** a form made up of hexagonal or circular nucleated cells. **pavement e.,** epithelium composed of a single layer of flat cells. **pigmentary e., pigmented e.,** epithelium containing granules of pigment **protective e.,** epithelium that forms a protective covering, as the epidermis. **pyramidal e.,** columnar epithelium. **rod-e.,** epithelium the cells of which are rod shaped. **sense-e., sensory e.,** epithelium having relation with a special sense-organ; neuro-epithelium. **stratified e.,** epithelium in which the cells are arranged in several layers. **subcapsular e.** 1. The internal lining of the capsule of the spinal ganglion. 2. A single layer of epithelial cells over the posterior surface of the anterior capsule of the lens. **tailed e.,** the transitional epithelium seen in cases of pyelitis and pyelonephritis. **tessellated e.,** the simplest form in which the flattened cells overlap one another at the edges. **transitional e.,** epithelium composed of cells in layers of different kinds, each of which represents a transition to the layer adjoining.

epithelization (ep-e-the-liz-a'shun). Conversion into epithelium.

epithem (ep'ith-em) [Gr. ἐπί on + τιθέναι to place]. Any poultice, embrocation or external application other than ointment, blister, salve, or plaster

epithermol (ep-e-ther'mol). Amido-azotoluol.

epithesis (ep-ith'e-sis) [Gr. ἐπίθεσις]. 1. The surgical correction of deformity or of crooked limbs. 2. A splint or other appliance to be worn.

epitonic (ep-e-ton'ik) [Gr. ἐπίτονος strained]. Abnormally tense or tonic; exhibiting an abnormal degree of tension or of tone.

epitoxoid (ep-e-toks'oid). Any toxoid which has less affinity for an antitoxin than the toxin has. See *toxoid*.

epitoxonoid (ep-e-toks'o-noid). A toxonoid which has the least affinity for its corresponding antitoxin.

epitrichium (ep-e-trik'e-um) [Gr. ἐπί on + τρίχιον hair] The large-celled outer layer of the embryonic and fetal epidermis; a membrane which overlies the epidermis and hair during fetal life, and generally disappears before birth.

epitrochlea (ep-e-trok'le-ah) [Gr. ἐπί on + τροχαλία pulley]. The inner condyle of the humerus.

epiturbinate (ep-e-ter'bin-āt). The soft tissue covering the turbinate bone.

epitympanic (ep"e-tim-pan'ik). Situated upon or over the tympanum

epitympanum (ep-e-tim'pan-um). The attic.

epityphlitis (ep"e-tif-li'tis) [Gr. ἐπί on + τυφλόν cecum + -ιτις inflammation]. Same as *appendicitis*.

epityphlon (ep-e-ti'flon) [Gr. ἐπί upon + τυφλόν cecum]. The vermiform appendix.

epizoic (ep-e-zo'ik). Parasitic on the exterior of the body.

epizoicide (ep-e-zo'is-īd) [*epizoa* + L. *cæ'dere* to kill] An agent which destroys epizoa.

epizoölogy (ep-e-zo-ol'o-je) [*epizootic* + Gr. λόγος treatise]. The study of epidemic diseases among animals.

epizoön (ep-e-zo'on), pl. *epizoa* [Gr. ἐπί on + ζῷον animal] An animal parasite upon the exterior of the body

epizoötic (ep"e-zo-ot'ik) [Gr. ἐπί on + ζῷον animal] 1. Occurring as an epidemic disease among animals 2. A disease of animals, rapidly spreading and widely diffused.

épluchage (a-plĕsh-azh') [Fr. "paring"]. Wound excision; the cutting and paring away of the contused and contaminated tissues of a wound. Cf. *débridement*.

epocol (e'po-kol). A creosote preparation, used in diseases of the respiratory tract and in infections. Dose, 15–100 min. (1–8 c.c.).

eponychium (ep-o-nik'e-um) [Gr. ἐπί on + ὄνυξ nail]. 1. The horny embryonic structure whence the nail is developed. 2. The nail-skin: a film of epidermis which covers the body of the nail for a limited distance.

eponym (ep'o-nim). A name for a part, organ, disease, or other thing derived from the name of a person.

eponymic (ep-o-nim'ik) [Gr. *ἐπώνυμος*]. Named from some person.

epoöphorectomy (ep''o-o-fo-rek'to-me) [Gr. *ἐπί* on + *ᾠοφόρον* ovary + *ἐκτομή* excision]. Surgical removal of the parovarium.

epoöphoron (ep-o-of'o-ron) [Gr *ἐπί* on + *ᾠοφόρον* ovary]. The parovarium, or body of Rosenmuller.

epornitic (ep-or-nit'ik) [Gr. *ἐπί* upon + *ὄρνιθος* bird]. An epidemic affecting fowls.

Epsom salt (ep'sum). Magnesium sulphate.

Epstein's pearls (ep'stīnz) [Alois *Epstein*, a pediatrist in Prague, 1849–1918] See under *pearl*.

epulis (ep-u'lis) [Gr. *ἐπί* on + *οὖλον* gum]. A fibrous tumor of the gums, usually seated on the periosteum or bone of the jaw. **malignant e.**, giant-cell sarcoma of the jaw.

epulo-erectile (ep''u-lo-e-rek'til). Both epuloid and erectile.

epulofibroma (ep''u-lo-fi-bro'mah). A fibroma of the gum.

epuloid (ep'u-loid). Resembling an epulis.

epulosis (ep-u-lo'sis) [Gr.]. Cicatrization.

epulotic (ep-u-lot'ik). Promoting cicatrization.

equate (e'kwāt). To make equal or equivalent In color vision, the physiologic faculty of combining two colors to match a third, as to combine red and green to make a homogeneous yellow

equation (e-kwā'shun) [L. *æqua'tio*, from *æqua're* to make equal] An expression made up of two members connected by the sign of equality, =. **Ambard's e.** See *Ambard's formula*, under *formula*. **chemic e.**, an equation which expresses a chemic reaction, the symbols on the left of the equation denoting the substances before, and those on the right after, the reaction. **personal e.**, the more or less constant difference between the results of observation depending upon the personal qualities of observers.

equator (e-kwā'tor) [L. *æqua'tor* equalizer]. A great circle, a line which divides the surface of a spheroid organ, as the eye, into two nearly equal parts **e. of a cell**, the plane which divides a cell or its boundary. **e. of the eye**, the circle or plane which divides the eye into anterior and posterior halves. **nervous e.**, that section of a muscle in which the common center of gravity of all the nerve-endings would fall if these last have a certain uniform equilibrium. In the forearm it lies near the elbow.

equiaxial (e-kwe-aks'e-al). Having axes of the same length.

equilibrating operation (e-kwil'ib-ra-ting). Tenotomy of a healthy eye-muscle when its antagonist is affected with paresis.

equilibration (e-kwe-li-bra'shun) Maintenance or restoration of normal equilibrium

equilibrium (e-kwe-lib're-um) [L *æ'quus*, equal + *li'bra* balance]. A state of balance or equipoise, a condition in which opposing forces exactly counteract each other. **body e.**, the condition in which the material taken into the body are balanced by corresponding excretions. **carbon e.**, the condition in which the total carbon of the excreta is balanced by the carbon of the food. **Donnan e.**, the conditions which exist at equilibrium when two solutions are separated by a membrane which is permeable to some of the ions of the solutions, but not to all of them. There is an irregular distribution of the ions between the two solutions, an electrical potential develops between the two sides of the membrane, the two solutions vary in osmotic and in hydrostatic pressure. **dynamic e.**, the condition of balance between varying, shifting, and opposing forces which is characteristic of living processes **nitrogen e., nitrogenous e.**, the condition in which the body is metabolizing and excreting as much nitrogen as it is receiving in the food, called also *protein e.* **nutritive e.** Same as *physiologic e.* **physiologic e.**, the condition in which the amount of material taken into the body exactly equals the amount discharged. **protein e.**, nitrogen equilibrium.

equination (e-kwin-a'shun) [L. *equin'us* equine]. Inoculation with the virus of horse-pox.

equinia (e-kwin'e-ah) [L. *e'quus* horse]. See *glanders*. **e. mi'tis**, a mild form of glanders sometimes seen in man and contracted from horses.

equinism (e'kwin-izm) A horse-like gait resulting from gunshot wounds of the legs

equinovarus (e-kwi''no-va'rus). A blending of pes equinus with pes varus.

equinus (e-kwi'nus). Same as *talipes equinus*.

equisetosis (e-kwi-se-to'sis) Poisoning of horses from eating horsetail, *equisetum*

equisetum (e-kwi-se'tum) A common weed, *E. arven'se*, horsetail or jointed rush. It causes a form of poisoning in horses who eat it with hay. It is used as a diuretic drug in electric practice.

equivalence (e-kwiv'al-ens). 1. The condition of being equivalent. 2. Quantivalence, the amount of hydrogen which a chemic element can replace in a compound.

equivalent (e-kwiv'al-ent) [L. *æquiv'alens*, from *æ'quus* equal + *vale're* to be worth]. 1. Having the same value, neutralizing or counterbalancing each other. 2 A number showing the amount of one thing which will in its effects just balance another. **balanotherapeutic e.**, the amount of the chemical constituents of a mineral water which must be taken by an adult in twenty-four hours in order to get the desired therapeutic effect (Kisch). **chemic e.**, the weight of an element capable of combining with a unit weight of hydrogen. **combustion e.**, the heat value of a gram of fat or carbohydrate burnt outside the body. It measures the amount of potential energy of the substance available, in the form of food, for the production of heat or the supply of energy. **endosmotic e.**, the number which represents the quantity of water that will pass through a diaphragm by endosmosis in the same time that a unit of any other given substance will pass in the other direction by exosmosis **epileptic e.**, a disturbance, mental or bodily, that may take the place of an epileptic attack **gold e.**, the amount of protective colloid, expressed in milligrams, which is just enough to prevent the precipitation of 10 c.c. of a 0.0055 per cent gold solution by 1 c.c of a 10 per cent. sodium chlorid solution. **isodynamic e.**, the ratio, from a food-energy standpoint, between carbohydrate and fat It is 9.3 to 4.1 or 2.3 to 1; that is, one part of fat is equivalent to 2.3 parts of sugar or starch **Joule's e.**, the mechanic equivalent of heat or the amount of work expended in raising a pound of water through 1° F.; 772 foot-pounds. **psychic e.**, a temporary mental disturbance which occurs in place of an ordinary epileptic attack. **starch e.**, a number (nearly 2.4) expressing the amount of oxygen which a given weight of fat will require for its complete combustion as compared with the amount required by the same weight of starch. **toxic e.**, the amount of poison able to kill one kilogram of animal. **water e.**, the product of the weight of an animal by its specific heat, it being also the number which represents the specific heat of an equal weight of water.

Er. Symbol of *erbium*.

E. R. Abbreviation for *external resistance*.

erasion (e-ra'zhun) [L. *era'sio*]. Removal by scraping away. **e. of a joint**, arthrectomy

Erasistratus (er-as-is'trat-us). A celebrated Greek anatomist and physician who practised chiefly at

Alexandria He was born, it is believed, about 300 B. C and died about 250 B. C.

Erb's atrophy, paralysis, point, etc. [Wilhelm Heinrich *Erb*, physician in Heidelburg, 1840–1921]. See *atrophy, paralysis, point,* etc.

Erb-Charcot disease. Spastic spinal paralysis.

Erb-Goldflam disease. Myasthenia gravis pseudoparalytica.

Erb-Westphal sign. See under *sign.*

Erben's phenomenon (er'benz) [Siegmund *Erben*, physician in Vienna, born 1863]. See *phenomenon.*

erbium (er'be-um). A rare metallic element: symbol, Er; atomic weight, 167.7.

ercedylate (er-sed'il-āt) A soluble cacodylate of bismuth. It is given by subcutaneous or intramuscular injection in doses of 0 12 gm in the treatment of syphilis.

ercepalmine (er-sep-al'min). A neutral palmitate of bismuth The intramuscular dose in the treatment of syphilis is 1 ampule equivalent to 0 04–0 08 gm of Bi

Erdmann's reagent (erd'manz) [H *Erdmann*, German chemist, born 1862] See under *reagent.*

erdol (er'dol) Quinolin salicylate used in rheumatism

erectile (e-rek'tīl). Capable of erection. **e. tissue.** See *tissue*

erection (e-rek'shun) [L *erec'tio*] The condition of being made rigid and elevated

erector (e-rek'tor) [L.]. A muscle which produces erections or which holds up a part. **e. pi'li.** See *arrectores pilorum*

eremacausis (er"em-ak-aw'sis) [Gr. *ἠρέμα* slowly + *καῦσις* burning] The slow oxidation, combustion, or decay of organic matter.

eremophobia (er-e-mo-fo'be-ah) [Gr *ἐρῆμος* solitary + *φόβος* fear]. Morbid fear of being alone

erepsin (e-rep'sin). A ferment of the intestinal mucous membrane which breaks up peptones and deutero-albumins, but has no effect on unaltered albumin.

ereptase (e-rep'tās). Same as *erepsin.*

ereptic (e-rep'tik). Pertaining to or containing erepsin.

erepton (e-rep'ton) A proprietary preparation obtained by the action of intestinal and pancreatic ferments on fat-free meat: used for rectal enemata.

eresiphake (er-e-sif'ak-e) [Gr *ἐρησις* removal + *φακός* lens] Barraquer's instrument for removing the lens in cataract by suction. Cf. *phaco-cresis.*

erethin (er'eth-in) [Gr *ἐρεθίζειν* to irritate]. The poisonous principle of tuberculin.

erethism (er'e-thizm) [Gr. *ἐρεθισμα* stimulation]. Excessive irritability or sensibility.

erethismic (er-e-thiz'mik). Pertaining to erethism.

erethistic (er-e-this'tik) [Gr *ἐρεθιστικός*]. 1. Pertaining to or affected with erethism. 2. Provocative of or increasing irritation.

ereuth-. For words beginning thus, see *eryth-.*

ereuthrophobia (er"uth-ro-fo'be-ah). Erythrophobia.

erg (erg) [Gr. *ἔργον* work]. A unit of work; the work done in moving a body one centimeter against a force of one dyne.

ergamin (er'gam-in). See *histamin.*

ergapiol (er-ga'pe-ol). A proprietary remedy containing apiol (5 parts), ergotin (1 part), oil of savin (½ part), aloin (⅛ part) used in disorders of menstruation. Dose, 7–14 min. (0.45–0.9 c.c.), in capsules.

ergasiomania (er-gas"e-o-ma'ne-ah) [Gr. *ἐργασία* work + *μανία* madness]. An insane desire to be continually at work; also, extreme eagerness to perform operations.

ergasiophobia (er-gas"e-o-fo'be-ah) [Gr. *ἐργασία* work + *φόβος* fear]. Morbid aversion to work; also extreme timidity as to operating surgically.

ergasthenia (er-gas-the'ne-ah) [Gr. *ἔργον* work + *ἀσθενεια* weakness]. A condition of debility from overwork.

ergastic (er-gas'tik) [Gr *ἔργον* work]. Having potential energy; a term applied to passive material formed or stored by a cell, such as starch, fat, and cellulose.

ergastoplasm (er-gas'to-plazm) [Gr. *ἔργον* work + *plasm*]. Same as *archiplasm.*

ergin (er'gin) [Gr. *ἔργον* work]. A substance supposed to be present in the body fluids which unites with the allergin of the infecting matter to produce allergy.

ergo-apiol (er-go-a'pe-ol). Ergapiol.

ergochrysin (er-go-kri'sin). A principle from ergot: combined with sphacelotoxin it forms chrysotoxin; with secalin it forms secalintoxin.

ergo-esthesiograph (er"go-es-the'se-o-graf) [Gr. *ἔργον* work + *αἴσθησις* sensation + *γράφειν* to record]. An apparatus for recording graphically the muscular aptitude of candidates for aviation.

ergogram (er'go-gram) [Gr *ἔργον* work + *γράμμα* a mark]. A tracing made by an ergograph

ergograph (er'go-graf) [Gr. *ἔργον* work + *γράφειν* to record]. An instrument for recording work done in muscular exertion. **Mosso's e.** (1890), an apparatus for recording the force and frequency of flexion of the fingers

ergographic (er-go-graf'ik). Pertaining to the ergograph.

ergomania (er-go-ma'ne-ah). Ergasiomania

ergometer (er-gom'et-er) [Gr. *ἔργον* work + *μέτρον* measure]. A dynamometer.

ergone (er'gōn). A non-irritating sterile preparation of ergot

ergophobia (er-go-fo'be-ah) [Gr *ἔργον* work + *φόβος* fear]. Morbid dread of work.

ergophore (er'go-fōr) [Gr *ἔργον* work + *φόρος* bearing] Same as *toxophore*

ergoplasm (er'go-plazm). Same as *kinoplasm.*

ergosol (er'go-sol). A proprietary fluidextract of ergot.

ergostat (er'go-stat). A machine to be worked for muscular exercise, for the cure of obesity, etc.

ergosterin (er-gos'ter-in). A compound, $C_{20}H_{40}O.H_2O$, from ergot of rye.

ergot (er'got) [Fr.; L. *er'gota*] 1. A fungus which affects and finally replaces the seed of a cereal grass especially the sclerotium of *Clav'iceps purpu'rea*, ergot of rye. Ergot contracts the arterioles and unstriped muscle-fibers, and is a powerful ecbolic and hemostatic. It is used to check hemorrhage after parturition; to hasten labor, to arrest internal hemorrhage, in spinal and cerebral congestion; in paralysis of the bladder, and diabetes mellitus Dose of aqueous and alcoholic extracts, 1½–8 min (0 099–0 53 c c.); of fluidextract, 15–60 min. (1–4 c.c); of wine, 1–4 dr (4–16 c c). 2 A small mass of horn in the tuft of hair at the flexion surface of the fetlock in horses.

ergotamin (er-go-tam'in) A crystalline alkaloid, $C_{33}H_{35}N_5O_5$, with the characteristic action of ergot. Dose, 0.12–0.25 mg. by intravenous administration.

ergotherapy (er-go-ther'ap-e) [Gr. *ἔργον* work + *θεραπεία* treatment]. Treatment of disease by physical effort.

ergothionein (er-go-thi-o'ne-in). The trimethylbetain of thio-histidin, $C_3HN_2(SH).CH_2.CH.CO.ON(CH_3)_3$, found in ergot.

ergothionone (er"go-thi'o-nōn). A sulphur-containing base obtained from ergot.

ergotin (er'go-tin) [L. *ergoti'num*]. One of the alkaloids of ergot; also a proprietary ergotin preparation. Dose of alkaloid, $\frac{1}{75}$–½ gr. (0.0042–0.033 gm.); of extract, 3–15 gr. (0.2–1 gm.). **Bonjean's e.,** a purified extract of ergot.

ergotinin (er-got'in-in). A crystalline alkaloid, $C_{35}H_{39}N_5O_5$, from ergot. Styptic dose, $\frac{1}{2}$–$\frac{1}{4}$ gr. (0.005–0.016 gm.). **e. citrate** is used like ergot. Dose, $\frac{1}{200}$–$\frac{1}{100}$ gr. (0.00033–0.00066 gm.).

ergotinol (er-got'in-ol). A proprietary ammoniated solution of ergotin.

ergotism (er'got-izm). Chronic poisoning from excessive or misdirected use of ergot as a medicine, or from eating ergotized grain. It is marked by cerebrospinal symptoms, spasms, and cramps, or by a kind of dry gangrene.

ergotized (er'got-izd). Diseased or otherwise affected by ergot.

ergotol (er'got-ol). A liquid preparation of ergot for hypodermic use. Dose, 5–20 min. (0.33–1.33 c.c.).

ergotoxin (er-go-tok'sin). An alkaloid, $C_{35}H_{41}O_6N_5$, from ergot.

ergotropic (er-go-trop'ik) [Gr. ἔργον work + τρόπος a turning]. The reaction of the body cells to the application of non-specific agents, such as the injection of proteins, counterirritation, baths, etc. As applied in clinical therapeutics the object is to stimulate the general defenses of the body rather than to develop specific antibodies.

ergoxanthein (er-go-zan-the'in). A proprietary ergot derivative said to have an effect on the blood-pressure.

ergusia (er-ju'se-ah). A hypothetical lipoid substance which liberated from a cell reduces surface tension and enables the cell to migrate. It seems to be similar to vitamin A.

Erichsen's disease, ligature (er'ik-senz) [John *Erichsen*, English surgeon, 1818–1896]. See under *disease, ligature*

ericin (er'is-in). Mesotan.

Erigeron (e-rij'er-on) [Gr. ἠριγέρων early old]. Fleabane, a genus of composite-flowered plants. The leaves and tops of *E. canaden'sis*, *E. philadel'phicus*, etc., are diuretic, and are used in urinary diseases, dropsy, irritation of the bladder, gonorrhea, etc. Dose of fluidextract of *E. canaden'sis*, 30–60 min. (2–4 c.c.) **oil of e.**, a dense, yellow, hemostatic oil from *E. canaden'sis* Dose, 8–15 min (0.533–1 c.c.).

Eriodictyon (er''e-o-dik'te-on) [Gr. ἔριον wool + δίκτυον net] A genus of hydrophyllaceous plants. *E. califor'nicum*, yerba santa, or mountain-balm, is useful in bronchitis. Dose of fluidextract, 15–30 min. (1–2 c.c.); of solid extract, $2\frac{1}{2}$–$7\frac{1}{2}$ gr. (0.16–0.45 gm.).

Eris'talis te'nax. The "drone fly", the "rat-tailed" larvæ of this fly may cause severe intestinal myiasis.

Erlangen method or **treatment** (air'lang-en) See under *treatment.*

Erlenmeyer's mixture (er'len-mi-erz) [F. A. *Erlenmeyer*, German physician, born 1840] See under *mixture.*

Erndtefieber (ern'te-fe-ber) [Ger. for "harvest-fever"] Same as *Schlammfieber.*

ernutin (er-nu'tin). A proprietary preparation said to represent the active therapeutic principle of ergot.

erobic (e-ro'bik) An improper spelling of aerobic.

erode (e-rōd') To wear away

Erodium (e-ro'de-um). A genus of plants. *E. cicuta'rium* is used as a diuretic in menorrhea and uterine hemorrhage. Dose of fluidextract, 30–40 min. (2–2.6 c.c.).

erogenous (e-roj'en-us). Erotogenic.

eronimin (er-on'im-in). An agent in colorless crystals; used like digitalin. Dose, $\frac{3}{4}$ gr. (0.05 gm.).

erose (e-rōs') [L. *ero'dere* to gnaw off]. Gnawed; having an irregularly toothed edge.

erosin (e-ro'sin). A golden-brown, crystalline substance derived from *Chadam'icum lu'teum.* It is tonic, diuretic, and vermifuge.

ero'sio interdigita'lis blastomycet'ica. An eroded lesion occurring in the interdigital webs of the fingers and toes, and caused probably by an oïdium.

erosion (e-ro'zhun) [L. *ero'sio*, from *ero'dere* to eat out]. An eating or gnawing away; a kind of ulceration. In dentistry, the wearing away or loss of substance of a tooth, upon surfaces free from attrition by mastication, beginning in the enamel and slowly spreading inward.

erosive (e-ro'siv). 1. Causing or characterized by erosion. 2. An eroding agent.

erotic (e-rot'ik) [Gr. ἐρωτικός]. Pertaining to love or to lust.

eroticism, erotism (er-ot'is-izm, er'ot-izm). A morbid sexual instinct or desire. **anal e.**, sexual sensation from the anus in connection with defecation.

eroticomania (er-ot''ik-o-ma'ne-ah). Same as *erotomania.*

erotogenic (e-rot-o-jen'ik) [Gr. ἔρως love + γεννᾶν to produce]. Producing erotic feelings.

erotomania (e-rot-o-ma'ne-ah) [Gr. ἔρως love + *mania*] Emotional insanity characterized by exhibitions of extravagant affection for persons of the opposite sex, or by exhibitions of sexual desire.

erotomaniac (e-rot-o-ma'ne-ak). A person affected with erotomania.

erotopath (e-rot'o-path). A person with disordered sexual impulse

erotopathy (er-o-top'ath-e) [Gr. ἔρως love + πάθος disease]. Disorder of the sexual impulse.

erotophobia (e-rot-o-fo'be-ah) [Gr. ἔρως love + φόβος fear] Morbid dislike for sexual love.

erotopsychic (e-rot-o-si'kik) [Gr. ἔρως love + ψυχή mind]. Marked by perversion of the sexual impulse

erotosexual (er-ot-o-seks'u-al). Pertaining to the genesic impulse

erpiol (er'pe-ol). A proprietary preparation of apiol, ergotin, and gossypiin, used in dysmenorrhea and amenorrhea.

erratic (er-at'ik) [L. *erra're* to wander]. 1. Roving or wandering 2. Eccentric; of an unusual type.

errhine (er'in) [Gr. ἐν in + ῥίς nose] 1. Sternutatory; promoting a nasal discharge 2. A medicine which promotes nasal discharge or secretion.

erseol (er-se'ol). A white, crystalline compound, quinolin sulphosalicylate, used in rheumatism, influenza, and neuralgia.

erubescence (er-u-bes'ens) [L. *erubes'cere* to grow red] A flushing of the skin.

erucic acid (e-ru'sik). See under *acid.*

eructation (e-ruk-ta'shun) [L. *eructa'tio*, from *eructa're* to belch]. The act of belching, or of casting up wind from the stomach.

eruption (e-rup'shun) [L. *erup'tio* a breaking out]. 1. The act of breaking out, appearing, or becoming visible. 2. A visible lesion of the skin due to disease, and marked by redness, prominence, or both. **bullous e.**, an eruption of large blebs or blisters. **creeping e.**, a peculiar skin eruption having the feature of traversing the surface and due to the presence of a parasitic larva (probably of the genera *Gastrophilus*, *Gnathostoma*, or *Agamonematodum*), which burrows beneath the skin. Called also *hyponomoderma, larva migrans*, and *dermamyiasis linearis migrans æstrosa* **crustaceous e.**, an eruption consisting of crusts. **drug-e.** See *dermatitis medicamentosa.* **erythematous e.**, an eruption consisting of patches of redness. **iodin e.**, an eruption on the skin resulting from the internal use of iodin. **macular e.**, an eruption in the form of spots, and due to hem-

orrhage, congestion, or pigmentation. **medicinal e.**, an eruption due to the ingestion of medicines; a drug eruption. **papular e.**, an eruption of small solid elevations. **petechial e.**, an eruption in spots, due to hemorrhage. **pustular e.**, an eruption of pustules. **scaly e., squamous e.**, an eruption consisting of scales. **serum e.**, an eruption or exanthem following the injection of a serum. **tubercular e.**, an eruption of large elevations.

eruptive (e-rup'tiv). Pertaining to or characterized by eruption.

ervasin (er'vas-in). Acetylcresotinic acid, $CH_3.C_6H_3(O.CO.CH_3)COOH$, a crystalline compound used in rheumatism. Dose, 10–20 gr. (0.6–1.2 gm).

Erwinia (er-win'e-ah) A genus of bacterial organisms pathogenic for plants.

Eryngium (er-in'je-um) A genus of plants *E aquat'icum* and *E. campes'tre* are used as aphrodisiacs and for the treatment of vesical irritation.

eryngo (er-in'go) A plant of the genus *Eryngium*

erysimin (er-is-im'in). A glucosid from the seeds of a plant, *Erys'imum aur'eum.* used like digitalis.

Erysimum (er-is'im um) A genus of plants The seeds of certain species are used as a cardiac tonic and as a demulcent in local congestion

erysipelas (er-is-ip'el-as) [Gr ἐρυθρός red + πέλλα skin]. An acute febrile, somewhat contagious disease, due to the presence of the hemolytic streptococcus (*Streptococcus erysipelatis*), and marked by chill, fever, and intense local redness of the skin and mucous membranes. The eruption, which begins on the first or second day, consists of dark red, spreading patches of erythema, with edema and infiltration of the underlying tissues The affected parts become swollen and painful, and there are intense itching and burning. The eruption begins to disappear about the fourth day, and the patient begins to convalesce after eight days The disease is frequently complicated by the presence of suppression of urine, albuminuria, pyemia, and edema of the glottis. Idiopathic erysipelas generally ends in recovery, but the traumatic and phlegmonous varieties are often fatal, and the gangrenous is always so **ambulant e.** is marked by the eruption recurring at various points **coast e.** (erisipela de la costa), a disease of Guatemala caused by the filarial worm *Onchocerca cæcutiens*, marked by the formation of subcutaneous nodules on the head **facial e.**, erysipelas that affects the face, which is marked by an area of swelling, redness, and itching. **gangrenous e.**, a variety which is characterized by sloughing It is always fatal. **e. gra've inter'num,** erysipelas in the vagina, uterus, and peritoneum a form of puerperal fever. **idiopathic e.**, that which does not follow a trauma. It occurs usually on the face or scalp, and follows the usual mild course, invariably ending in recovery unless complicated with some other affection **malignant e.**, one of the forms of puerperal fever **migrant e.**, a form in which the morbid process disappears successively from various parts of the body, to reappear elsewhere Called also *wandering e* **e. per'stans,** an erysipelas-like eruption sometimes seen in conjunction with lupus erythematosus. **phlegmonous e.**, that which is marked by subcutaneous suppuration. **e. pustulo'sum,** vesicular erysipelas in which the vesicles become filled with pus. **recurrent e.**, a mild form, chiefly facial, and prone to recur considered by some a pseudo-erysipelas. **relapsing e.**, a chronic type of erysipelatous disease, often associated with deep-seated suppuration. **surgical e., traumatic e.**, follows a wound or surgical operation. **swine-e.**, a contagious disease of young swine attended with fever and the formation of red blotches on the neck and body. Called also *rouget du porc* and *red fever of swine.* **e. toxin,** a toxin obtained from cultures of the *Streptococ'cus erysipel'atis*, and used in treating malignant growths. **e. verruco'sum,** erysipelas having a warty appearance. **e. vesiculo'sum,** a variety marked by vesicles or bullæ. **wandering e.** See *migrant e.* **white e.**, edema of an erysipelatous nature, but without apparent dilatation of the blood-vessels. **zoönotic e.** Same as *erysipeloid.*

erysipelatous (er"is-ip-el'at-us). Pertaining to or of the nature of erysipelas.

erysipelococcus (er-is-ip"el-o-kok'us). The streptococcus of erysipelas.

erysipeloid (er-is-ip'el-oid) [*erysipelas* + Gr. εἶδος form] An infective dermatitis due to the absorption of putrescent animal matter by the skin· it resembles erysipelas, but is without fever. It is caused by *Streptothrix rosenbachii.*

Erysipelothrix (er-is-ip'el o-thrix). A genus of Actinomycetaceæ. They are Gram-positive microaerophilic, non-motile, non-sporogenic, usually parasitic, rod-shaped organisms forming long threads which may show branching **E. erysipel'atos-su'is,** the organism which causes the erysipelas of swine Called also *Bacillus erysipelatos-suis, B murisepticus, B. minimus, B. rhusiopathiæ-suis, bacillus of swine plague, Erysipelothrix porci,* and *Mycobacterium rhusiopathiæ*

erysipelotoxin (er-is-ip"el-o-tok'sin). The toxin of erysipelas.

erythema (er-ith-e'mah) [L., from Gr. ἐρύθημα redness] A morbid redness of the skin of many varieties, due to congestion of the capillaries; rose-rash. **e. ab ig'ne,** a dermatitis affecting persons exposed to radiant heat, such as bakers, stokers, etc. **acrodynic e.**, a form characterized by red spots on the hands and soles, due to a toxic action upon the spinal cord. **e. annula're,** a form with rounded lesions, each with a raised margin. **e. arthrit'icum epidem'icum.** Same as *erythredema* **e. calor'icum,** a form resulting from exposure to heat or cold, or both; also to exposure to the chemic rays of light. **e. circina'tum,** erythema multiforme marked by circular grouping of the lesions. **e. congesti'vum,** a variety with congestion of the skin. Called also *simple e.* **desquamative exfoliative e.** Same as *e scarlatiniforme* **e. eleva'tum diu'tinum,** erythema having firm, persistent, nodular elevations. **endemic c.**, pellagra **frost e.**, dark patches on the skin of those who have been frozen to death (Ogston). **e. gyra'tum,** erythema in which the lesions occur in overlapping rings **Hutinel's e.**, erythema infectiosum. **e. hyperæ'micum.** Same as *e. simplex* **e. indura'tum,** a rare disease, marked by one or more deep-seated nodules, generally on the legs The nodules enlarge, becoming red, violaceous, or livid in color. The indurations may break down, resulting in an indolent, deep-seated ulcer **e. infectio'sum,** a mildly contagious disease, sometimes occurring in epidemics, and marked by a rose-colored maculopapular rash. It occurs chiefly between the ages of four and twelve. Called also *fifth disease* **inflammatory e.**, any form of erythema in which dermatitis is a pronounced feature. **e. intertri'go,** intertrigo. **e. i'ris,** erythema in which the eruption forms in concentric rings **e. margina'tum,** erythema occurring in round patches with elevated edges. **e. multifor'me,** an acute skin disease with variously formed papules, tubercles, and macules, which last for several days and are attended with slight burning and itching. The disease is accompanied by headache and gouty pains, and results from rheumatic or gouty states, from disturbances of digestion, etc. The lesions may appear as separate rings (*e. annula're*), as concentric rings (*e. i'ris*), in disk-shaped patches with elevated edges (*e. margina'tum*), or in a variously figured arrangement (*e. figura'tum*). **e. neonato'rum,** a diffuse redness of the skin of a very young

infant: usually temporary. **e. nodo'sum,** an acute inflammatory skin disease marked by tender red nodules, due to exudation of blood and serum, and accompanied by intense itching and burning. The lesions appear in successive patches, and the disease lasts several weeks. **e. nodo'sum syphilit'icum,** a condition resembling erythema nodosum, being a malignant form of syphilis called also *Mauriac's disease.* **e. paratrim'ma,** a skin inflammation, the first stage of an incipient bed-sore. **e. per'nio,** chilblain. **e. per'stans,** erythema in which the eruption is permanent or nearly so. **e. pudicit'iæ,** morbid flushing. **e. scarlatinifor'me,** a febrile affection attended with a rash much resembling that of scarlatina it is liable to frequent recurrence and is sometimes an exfoliative dermatitis **e. sim'plex,** a disease marked by the development of patches of redness, with little or no itching. It may be due to irritation, to pressure, to excessive heat, to poisons, to digestive disturbance, or may occur idiopathically. **symptomatic e.,** skin hyperemia in non-elevated patches· it may be either idiopathic or symptomatic. **e. traumat'icum,** a local affection due to friction or pressure. **vascular e.,** a circumscribed erythema on the chest and back of soldiers **e. venena'tum,** simple erythema caused by the irritation of various mineral and vegetable substances

erythematous (er-ith-em'at-us). Of the nature of erythema.

erythis'mus mercura'lis. A psychic disturbance noted in persons poisoned with mercury It is characterized by timidity, especially in the presence of strangers

erythra (er'ith-rah). An eruption of the skin; also the menstrua vera.

Erythræa (er-ith-re'ah) [Gr. *ἐρυθραῖος* red]. A genus of red-flowered gentianaceous plants. *E centaur'ium* is the lesser (European) centaury. This and various other species are tonic and stomachic. See *centaury.*

erythrasma (er-ith-raz'mah) [Gr. *ἐρυθρός* red]. A chronic contagious skin disease due to the presence of *Micros'poron minutis'simum* (*Discomy'ces minutis'simus*). It is marked by the development of red or brownish patches on the inner side of the thigh, on the scrotum, and in the axilla **Baerensprung's e.,** eczema marginatum affecting the thighs.

erythredema (er-ith-re-de'mah) [Gr. *ἐρυθρός* red + *οἴδημα* swelling]. A condition occurring in infants marked by swollen, bluish-red hands and feet and disordered digestion, followed by multiple arthritis and muscular weakness (W. Swift). Called also *pink disease, Swift's disease, erythema arthriticum epidemicum, Haverill fever,* and *dermatopolyneuritis.*

erythremia, erythræmia (er-ith-re'me-ah) [Gr. *ἐρυθρός* red + *αἷμα* blood]. A disease marked by persistent polycythemia (increase of the red blood-corpuscles), due to excessive formation of erythroblasts by the bone-marrow. It is attended by increased viscosity of the blood, enlargement of the spleen, and cyanotic appearance of the patient. The disease extends over many years, and gradually asthenia, edema, cardiac dilatation, and albuminuria appear. Called also *erythrocythemia, splenomegalic polycythemia, myelopathic polycythemia, polycythemia rubra, polycythemia vera, erythrocytosis, megalosplenica, Osler's disease, Vaquez's disease,* and *Vaquez-Osler disease*

erythremomegalalgia, erythremomelalgia (er"ith-re-mo-meg-al-al'je-ah, er-ith"re-mo-mel-al'je-ah) [Gr *ἐρυθρός* red + *μέλος* limb + *ἄλγος* pain]. See *erythromelalgia.*

erythrin (er'ith-rin). A chromogen from *Roccel'la tincto'ria* and other lichens.

erythrism (er'ith-rizm) [Gr. *ἐρυθρός* red] Redness of the hair and beard with a ruddy complexion.

erythristic (er-e-thris'tik). Characterized by erythrism.

erythrite, erythritol, erythrol (er'ith-rīt, er'ith-ri-tol, er'ith-rol). A tetrahydric alcohol, $CH_2OH(CHOH)_2CH_2OH$, from lichens and from the red-snow micro-organism.

Erythrobacillus (er-ith"ro-bas-il'us). A genus of small aërobic non-pathogenic bacterial organisms which produce red or pink pigments. Same as *Serratia*

erythroblast (er-ith'ro-blast) [Gr. *ἐρυθρός* red + *βλαστός* germ] One of the nucleated cells of the type from which red blood-corpuscles (erythrocytes) are developed They occur normally in the bone-marrow and appear in the circulatory blood only in disease Three varieties, classed according to size, are recognized *microblasts,* 5 μ or less in diameter; *normoblasts,* 5 to 10 μ, and *megaloblasts,* 11 μ or over. Erythroblasts are found in the blood in anemia, leukemia, and pernicious anemia, megaloblasts, especially, being characteristic in the last named disease **tracheochromatic e.,** normoblast.

erythroblastic (er-ith-ro-blas'tik). Of or relating to erythroblasts.

erythroblastoma (er"ith-ro-blas-to'mah). A tumor arising from erythroblasts.

erythroblastomatosis (er"ith-ro-blas-to-mat-o'sis) A condition marked by the formation of erythroblastomas

erythroblastosis (er"ith-ro-blas-to'sis) Excessive formation of erythroblasts.

erythrocatalysis (er"ith-ro-kat-al'is-is). Erythrokatalysis.

erythrochloropia (er-ith"ro-klo-ro'pe-ah) [Gr. *ἐρυθρός* red + *χλωρός* green + *ὤψ* eye] Ability to distinguish red and green, but not blue or yellow.

erythrochloropsia (er"ith-ro-klo-rop'se-ah). Erythrochloropia.

erythrochromia (er"ith-ro-kro'me-ah) [Gr *ἐρυθρός* red + *χρῶμα* color] Hemorrhagic pigmentation of the spinal fluid in which the color is red.

erythroclasis (er-ith-rok'las-is) [Gr. *ἐρυθρός* red (corpuscle) + *κλάσις* a breaking]. Fragmentation or splitting up of red blood-cells.

erythroclastic (er-ith-ro-klas'tik) [Gr. *ἐρυθρός* red + *κλᾶν* to break]. Pertaining to the destruction of red blood-corpuscles.

erythrocruorin (er-ith-ro-kru'o-rin) Hemoglobin.

erythrocyte (er-ith'ro-sīt) [Gr. *ἐρυθρός* red + *κύτος* cell] A red blood-corpuscle. They are circular, biconcave disks, from 6 to 9 μ in diameter and about 1 μ thick, and contain hemoglobin, which carries the oxygen of the blood. **orthochromatic e.,** an erythrocyte that stains with acid stains only.

erythrocythemia (er"ith-ro-si-the'me-ah). Same as *erythremia.*

erythrocytic (er"ith-ro-sit'ik). Pertaining to red corpuscles.

erythrocytoblast (er"ith-ro-si'to-blast). Erythroblast.

erythrocytolysin (er"ith-ro-si-tol'is-in) Same as *hemolysin.*

erythrocytolysis (er"ith-ro-si-tol'is-is) [*erythrocyte* + Gr. *λύσις* solution]. Dissolution of red blood-corpuscles and escape of the hemoglobin. Called also *plasmolysis.* **e. megalosplen'ica.** See *erythremia.*

erythrocytometer (er"ith-ro-si-tom'et-er) [*erythrocyte* + Gr. *μέτρον* measure]. A device for numbering the red blood-corpuscles.

erythrocyto-opsonin (er"ith-ro-si"to-op-so'nin) [*erythrocyte* + *opsonin*]. An opsonin that has opsonic action on red blood-corpuscles. Called also *hemopsonin.*

erythrocytorrhexis (er''ith-ro-si-to-rek'sis) [*erythrocyte* + Gr. *ῥῆξις* rending]. A morphologic change in red blood-corpuscles, consisting in the escape from the corpuscles of round, shining granules and splitting off of particles. Called also *plasmorrhexis*.

erythrocytoschisis (er''ith-ro-si-tos'kis-is) [*erythrocyte* + Gr. *σχίσις* division]. A morphologic change in red blood-corpuscles, in which the corpuscles degenerate into disk-like bodies similar to the blood-platelets. Called also *plasmoschisis*.

erythrocytosis (er''ith-ro-si-to'sis). Increase in the number of red blood-corpuscles, polycythemia.

erythrodegenerative (er''ith-ro-de-jen'er-a-tiv). Characterized by degeneration of erythrocytes.

erythroderma (er-ith-ro-der'mah). Erythrodermia.

erythrodermatitis (er''ith-ro-der-mat-i'tis) [Gr. *ἐρυθρός* red + *dermatitis*]. Inflammation of the skin, with redness.

erythrodermia (er''ith-ro-der'me-ah) [Gr. *ἐρυθρός* red + *δέρμα* skin]. Abnormal redness of the skin. **e. desquamati'va**, a disease in breast-fed children with symptoms resembling a generalized eczema seborrhœicum. **lymphoblastic e.**, a condition marked by chronic redness of the skin associated with absolute leukocytosis with great relative increase in the lymphocytes **maculopapular e.**, a reddish eruption composed of macules and papules. **e. squamo'sum**, an eruption of scaly groups of papules

erythrodextrin (er''ith-ro-deks'trin). A dextrin which is turned red by iodin and changed by various digestive ferments into maltose.

erythrœdema. See *erythredema*.

erythrogen (er-ith'ro-jen). A fatty, crystalline compound from diseased bile.

erythrogenesis (er''ith-ro-jen'es-is). The production of red blood-corpuscles.

erythrogenic (er-ith-ro-jen'ik) [Gr. *ἐρυθρός* red + *γεννᾶν* to produce] Producing red blood-corpuscles, also producing a sensation of red.

erythrogonium (er''ith-ro-go'ne-um) [*erythrocyte* + Gr *γονή* seed]. See *hematoblast*

erythrogranulose (er''ith-ro-gran'u-lōs). A granulose which is colored red by iodin.

erythroid (er'ith-roid). Of a red color; reddish.

erythrokatalysis (er''ith-ro-kat-al'is-is) [Gr. *ἐρυθρός* red + *καταλύσις* dissolution]. Phagocytosis of red blood-corpuscles.

erythrol (er'ith-rol). 1. Same as *erythrite*. 2. A double iodid of bismuth and cinchonidin: antiseptic and tonic. **e. nitrate**, nitro-erythrol (q v.). it has been employed as a vasodilator. **e. tetranitrate**, a crystalline compound, $CH_2O\text{-}NO_2(CHO\,NO_2)_2\,CH_2O\,NO_2$, a product of the nitration of erythrite. It is used, like nitroglycerin, as a vasodilator in asthma, angina pectoris, heart affections, etc. Dose, ½–1 gr. (0.03–0.06 gm).

erythrolues (er''ith-ro-lu'ēz) Same as *quinby*

erythrolysin (er-ith-rol'is-in) Any substance capable of causing erythrolysis

erythrolysis (er-ith-rol'is-is). Erythrocytolysis.

erythromelalgia (er''ith-ro-mel-al'je-ah) [Gr. *ἐρυθρός* red + *μέλος* limb + *ἄλγος* pain]. A disease affecting chiefly the extremities of the body, the feet more often than the hands, and marked by burning pain, redness of the skin, throbbing of the arteries, swelling, and elevation of temperature The pain is increased on walking and by a dependent position of the limb. The disease is very obstinate, and its pathology is uncertain, it being variously attributed to disease of the spinal cord, neuritis of peripheral nerves, and vasomotor neurosis (Weir Mitchell, 1878).

erythromelia (er''ith-ro-me'le-ah) [Gr. *ἐρυθρός* red + *μέλος* limb]. A disease distinct from erythromelalgia, marked by painless progressive redness of the skin, radiating from the central part to the periphery, and situated on the extensor surfaces of the legs and arms.

erythrometer (er-ith-rom'et-er) [Gr. *ἐρύθρος* + *μέτρον* measure]. An instrument or color scale for measuring degrees of redness.

erythroneocytosis (er-ith''ro-ne''o-si-to'sis) [Gr. *ἐρυθρός* red + *νέος* new + *κύτος* cell]. The presence of regenerating forms of red blood-cells in the blood.

erythropenia (er''ith-ro-pe'ne-ah) [Gr. *ἐρυθρός* red + *πενία* poverty]. Deficiency in the number of erythrocytes.

erythrophage (er'ith-ro-fāj) [Gr. *ἐρυθρός* red + *φαγεῖν* to eat]. A phagocyte which absorbs the blood-pigments and destroys the red corpuscles.

erythrophagous (er-ith-rof'ag-us) [Gr *ἐρυθρός* red + *φαγεῖν* to eat]. Destructive to the red corpuscles and blood-pigment.

erythrophil (er'ith-ro-fil) [Gr. *ἐρυθρός* red + *φιλεῖν* to love]. 1 Easily taking red stains. 2. A cell or other element that is easily stained red.

erythrophilous (er-ith-rof'il-us). Easily stained with red.

erythrophlein (er-ith-ro-fle'in) [Gr. *ἐρυθρός* red + *φλοιός* bark]. A poisonous alkaloid, $C_{28}H_{43}NO_7$, from casca bark, with local anesthetic, cardiant, and paralyzant properties

Erythrophlœum (er-ith-ro-fle'um) [Gr. *ἐρυθρός* red + *φλοιός* bark]. A genus of leguminous trees. *E. guineen'se* affords casca, mancona, or sassy-bark, an African ordeal poison. Dose of fluidextract, 5–15 min. (0 333–1 c c.).

erythrophobia (er''ith-ro-fo'be-ah) [Gr. *ἐρυθρός* red + *φόβος* fear]. 1. A neurotic manifestation marked by blushing on the slightest provocation. 2. Morbid aversion to red

erythrophose (er'ith-ro-fōz) [Gr. *ἐρυθρός* red + *φῶς* light]. Any red phose. See *phose*.

erythrophthoric (er''ith-ro-thor'ik) [*erythrocyte* + Gr. *φθείρειν* to destroy]. Pertaining to rapid total destruction of the erythrocytes by a process other than hemolysis.

erythrophyl (er-ith'ro-fil) [Gr. *ἐρυθρός* red + *φύλλον* leaf]. A red coloring-matter occurring in plants, which gives color to the leaves in autumn.

erythropia (er-ith-ro'pe-ah) [Gr *ἐρυθρός* red + *ὄψις* vision]. A state in which objects appear to have a red tinge.

erythroplastid (er''ith-ro-plas'tid). A red blood-corpuscle of mammalian animals, characterized by having no nucleus.

erythropoiesis (er''ith-ro-poi-e'sis) [Gr. *ἐρυθρός* red + *ποίησις* making]. The manufacture of red blood-cells.

erythropoietic (er''ith-ro-poi-et'ik). Forming red blood-cells.

erythroprecipitin (er''ith-ro-pre-sip'it-in). A precipitin specific for red blood-corpuscles.

erythroprosopalgia (er''ith-ro-pro-so-pal'je-ah) [Gr. *ἐρυθρός* red + *πρόσωπον* face + *ἄλγος* pain]. A nervous disorder, analogous to erythromelalgia, marked by redness and pain in the face.

erythropsia (er-ith-rop'se-ah). Same as *erythropia*.

erythropsin (er-ith-rop'sin) [Gr. *ἐρυθρός* red + *ὄψις* vision]. The visual purple. See *rhodopsin*.

erythropyknosis (er''ith-ro-pik-no'sis) [Gr. *ἐρυθρός* red + *pyknosis*]. Same as *pyknosis*.

erythrorrhexis (er''ith-ro-reks'is) [Gr. *ἐρυθρός* red + *ῥῆξις* rupture]. Same as *erythrocytorrhexis*.

erythrose (er'ith-rōz). Same as *tetrose*.

erythrosin (er-ith'ro-sin) [Gr. *ἐρυθρός* red] A dye-stuff, being an iodin substitution compound of fluorescein. **e. B.** Same as *bluish erythrosin*. **e. B. B.**, phloxin. **bluish e.**, tetra-iodofluorescein, $NaO\,(C_6HI_2O)_2C\,C_6H_4.COONa$. **yellowish e.**, a diodofluorescein, $NaO.(C_6H_2I_2.O)_2C.C_6H_4.COONa$.

erythrosinophil (er"ith-ro-sin'o-fil) [*erythrosin* + Gr. φιλεῖν to love]. Readily stainable with erythrosin.

erythrosis (er-e-thro'sis) [Gr. ἐρυθρός red]. A reddish or purplish discoloration of the skin and mucous membranes seen in polycythemia or erythemia.

erythrotoxin (er-ith-ro-tok'sin). Same as *erythrolysin*.

erythroxylin (er-ith-roks'il-in) [Gr. ἐρυθρός red + ξύλον wood] Same as *cocain*.

Erythroxylon (er-ith-roks'il-on) [Gr. ἐρυθρός red + ξύλον wood]. A genus of South American shrubs and trees. *E. coca* furnishes coca-leaves, which contain the alkaloids cocain and hygrin the leaves are tonic and cerebral stimulants, and are said to make the user withstand fatigue and hunger. Dose of fluidextract, 1–2 dr. (4–8 c c). See *coca*

erythruria (er-ith-ru're-ah) [Gr. ἐρυθρός red + οὖρον urine]. The passing of red urine.

es (es) [L. *es'se* to be]. Nietsche's term for the metaphysical incomprehensible something at the very bottom of human nature, being lower than the conscious ego and even lower than the Freudian subconscious.

Esbach's reagent (es'bahks) [Georges Hubert *Esbach*, a physician in Paris, 1843–1890]. See under *reagent*

escalin (es'kal-in) A paste of powdered metallic aluminum and glycerin: used in gastric ulcer.

eschar (es'kar) [Gr. ἐσχάρα scab]. A slough produced by burning or by a corrosive application. **neuropathic e.**, a bed-sore in disease of the spinal cord.

escharotic (es-kar-ot'ik) [Gr. ἐσχαρωτικός] 1. Corrosive; capable of producing an eschar. 2. A corrosive or caustic agent.

Escherich's bacillus (esk'er-iks) [Theodor *Escherich*, German physician, 1857–1911]. The *Bacillus coli*

Escherichia (esh-er-ik'e-ah) A genus of the Bacteriaceæ found in the intestinal canal of normal animals. They ferment carbohydrates, but do not produce acetyl-methyl-carbinol **E. acidi-lac'tici.** Same as *Bacterium acidi lactici*. **E. co'li.** Same as *Bacterium coli*. **E. commu'nior.** Same as *Bacterium coli communior*.

eschrolalia, æschrolalia (es-kro-la'le-ah) [Gr. αἰσχρός indecent + λαλιά babble]. Same as *coprolalia*

Eschscholtzia (esh-skōlt'ze-ah) A genus of papaveraceous plants. *E. califor'nica* (California poppy) is a hypnotic and anodyne. Dose of fluidextract, 12–30 min. (0 77–2 c.c.).

escoquinin (es-ko-kwin'in). A yellowish powder, a compound of quinin and glucosids of horse-chestnut: used like quinin.

escorcin (es-kor'sin). A product, $C_9H_8O_4$, of the action of sodium amalgam on esculetin It is used in detecting corneal and conjunctival lesions.

esculapian (es-ku-la'pe-an). Æsculapian.

esculetin (es-ku-le'tin). A substance, $C_6H_2(OH)_2O\,CO(CH)_2$, from ceculin by hydrolysis.

esculin (es'ku-lin) [L. *æs'culus* horse-chestnut]. A glucosid, $C_{15}H_{16}O_9$, from horse-chestnut bark: a febrifuge. Dose, 10–15 gr. (0.66–1 gm.).

E. S. E. German abbreviation for *electrostatic units*.

eseramin (es-er'am-in) A crystalline alkaloid, $C_{16}H_{25}N_4O_3$, from Calabar bean

eseridin (es-er'id-in). An alkaloid, $C_{15}H_{23}N_3O_3$, from Calabar bean, in colorless crystals: it acts like eserin, but is much milder, and is a cathartic. Dose, $\frac{1}{10}$–$\frac{1}{4}$ gr. (0.006–0.02 gm.).

eserin (es'er-in) [*esere*, an African name of the Calabar bean]. Same as *physostigmin*. **e.-pilocarpin,** a preparation used as a colic powder for horses and as a purge for cows. Hypodermic dose, 6 gr. (0.4 gm.).

eserolin (es-er'o-lin). A crystalline alkaloid, $C_{13}H_{18}N_2O$, formed when physostigmin is heated.

esmarch (es'mark). 1. An Esmarch bandage. See *bandage*. 2. To treat with an Esmarch bandage.

Esmarch's bandage, etc. (es'marks) [Johannes Friedrich August von *Esmarch*, German surgeon, 1823–1908]. See under *bandage*, etc

esocataphoria (es-o-kat-af-o're-ah) [Gr. ἔσω inward + *cataphoria*]. The condition in which the visual axis turns downward and inward.

esocin (es'o-sin). A protamin from the sperm of the pike, *Esox lucius*

esodic (es-od'ik) [Gr. ἔσω within + ὁδός way]. Afferent or centripetal.

eso-ethmoiditis (es"o-eth-moid-i'tis) [Gr. ἔσω inward + *ethmoiditis*]. Inflammation within the sinuses of the ethmoid bone.

esogastritis (es"o-gas-tri'tis) [Gr. ἔσω within + *gastritis*]. Inflammation of the mucous membrane of the stomach.

esophagalgia (e-sof-ag-al'je-ah) [*esophagus* + Gr. ἄλγος pain]. Pain in the esophagus.

esophageal (e-so-fa'je-al). Pertaining to or belonging to the esophagus.

esophagectasia, esophagectasis (e-sof-aj-ek-ta'se-ah, -ek'tas-is) [*esophagus* + Gr ἔκτασις distention]. Dilatation of the esophagus

esophagectomy (e-sof-aj-ek'to-me) [*esophagus* + Gr. ἐκτομή excision]. Excision of a portion of the esophagus.

esophagism, esophagismus (e-sof'aj-izm, e-sof-aj-is'mus). Spasm of the circular muscular fibers of the esophagus **hiatal e.** Same as *cardiospasm*

esophagitis (e-sof-aj-i'tis) [*esophagus* + Gr. *-ιτις* inflammation]. Inflammation of the esophagus.

esophagocele (e-sof-ag'o-sēl) [Gr οἰσοφάγος esophagus + κήλη hernia]. Abnormal distention of the esophagus, hernia of the esophagus: protrusion of the mucous and submucous coats of the esophagus through a rupture in the muscular coat, producing a pouch or diverticulum.

esophagodynia (e-sof"ag-o-din'e-ah) [*esophagus* + Gr. ὀδύνη pain] Pain in the esophagus

esophago-enterostomy (e-sof"ag-o-en-ter-os'to-me) [Gr οἰσοφάγος esophagus + ἔντερον intestine + στόμα mouth]. The operation of suturing the esophagus to the duodenum and excising the stomach This is Schlatter's operation for total extirpation of the stomach.

esophagogastroscopy (e-sof"ag-o-gas-tros'ko-pe) [Gr. οἰσοφάγος esophagus + γαστήρ stomach + σκοπεῖν to examine] Instrumental inspection of the esophagus and the stomach

esophagogastrostomy (e-sof"ag-o-gas-tros'to-me) [Gr. οἰσοφάγος esophagus + γαστήρ stomach + στόμα mouth]. The operation of forming an artificial communication between the stomach and esophagus.

esophagojejunogastrostomosis (e-sof"ag-o-je"ju-no-gas"tros-to-mo'sis). The operation of mobilizing a loop of jejunum and implanting its proximal end in the esophagus and its distal end in the stomach done in cases of esophageal stricture.

esophagojejunogastrostomy (e-sof"ag-o-jej'u-no-gas-tros'to-me). Esophagojejunogastrostomosis

esophagomalacia (e-sof"ag-o-mal-a'se-ah) [Gr. οἰσοφάγος esophagus + μαλακιά softness]. Softening of the walls of the esophagus.

esophagometer (e-sof-ag-om'et-er) [*esophagus* + Gr. μέτρον measure]. An instrument for measuring the length of the esophagus.

esophagomycosis (e-sof"ag-o-mi-ko'sis) [Gr. οἰσοφάγος esophagus + μύκης fungus]. Any disease of the esophagus caused by fungi.

esophagoplasty (e-sof-ag'o-plas-te) [*esophagus* + Gr. *πλάσσειν* to form]. A plastic operation on the esophagus.

esophagoplication (e-sof"ag-o-pli-ka'shun). The operation of treating an esophageal pouch by folding in its wall.

esophagoptosis (e-sof-ag-op-to'sis) [*esophagus* + Gr. *πτῶσις* falling]. Prolapse of the esophagus.

esophagoscope (e-so-fag'os-kōp) [*esophagus* + Gr. *σκοπεῖν* to view]. An instrument for examining the interior of the esophagus by artificial light.

esophagoscopy (e-sof-ag-os'ko-pe). The exploration of the esophagus.

esophagospasm (e-so-fag'o-spazm) [*esophagus* + *spasm*]. Spasm of the esophagus.

esophagostenosis (e-sof"ag-o-sten-o'sis) [Gr. *οἰσοφάγος* esophagus + *στένωσις* constriction]. Stricture or constriction of the esophagus.

esophagostoma (e"sof-ag-os'to-mah) [Gr. *οἰσοφάγος* esophagus + *στόμα* mouth]. 1. An abnormal opening or passage leading into the esophagus. 2. See *Œsophagostoma*.

esophagostomiasis. See *œsophagostomiasis*.

esophagostomy (e-sof-ag-os'to-me) [Gr. *οἰσοφάγος* esophagus + *στόμα* mouth]. The creation of an artificial opening into the esophagus.

esophagotome (e-sof-ag'o-tōm). A cutting instrument for use in esophagotomy.

esophagotomy (e-sof-ag-ot'o-me) [Gr. *οἰσοφάγος* esophagus + *τομή* a cut]. The opening of the esophagus by an incision.

esophagus, œsophagus (e-sof'ag-us) [Gr. *οἴσειν* to carry + *φάγημα* food]. The gullet; a musculomembranous canal extending from the pharynx to the stomach.

esophoria (es-o fo're-ah) [Gr *ἔσω* inward + *φέρειν* to bear]. Convergent strabismus or a tendency thereto, abnormal tendency of the visual axes to converge.

esophoric (es-o-for'ik). Characterized by esophoria.

esophylactic (es-o-fi-lak'tik) [Gr *ἔσω* within + *phylaxis*] Exerting a phylactic or protective influence from within, such as that of the fluids and cells of the body Cf. *exophylaxis*

esophylaxis (es-o-fil-ak'sis) Esophylactic protection

esosphenoiditis (es"o-sfe-noid-i'tis) [Gr. *ἔσω* within + *sphenoid* + *-itis*]. Osteomyelitis of the sphenoid bone

esoteric (es-o-ter'ik) [Gr. *ἐσωτερός* within]. Arising within the organism.

esothyropexy (es-o-thi'ro-peks-e). See *exothyropexia*.

esotropia (es-o-tro'pe-ah) [Gr *ἔσω* inward + *τρέπειν* to turn] A manifest turning inward of the eyes, convergent strabismus, or cross-eye.

esotropic (es-o-trop'ik). Characterized by esotropia.

espnoic (esp-no'ik) [Gr. *ἐs* into + *πνοή* vapor, blast]. Pertaining to the injection of vapors or gases

esponja (es-pong'ah). A granular inflammation of the skin in Brazilian horses, probably due to larval infection by *Habronema muscæ* (Ercolani, 1859; Descareaux, 1916).

espundia (es-poon'de-ah). The ulcerative type of dermal leishmaniasis, with secondary manifestations in the nose and mouth, occurring in parts of South America and caused by *Leishmania americana*.

esquillectomy (es-kwil-ek'to-me) [Fr. *esquille* fragment + Gr. *ἐκτομή* excision]. Excision of fragments of bone following fractures caused by projectiles.

essence (es'ens) [L. *essen'tia* quality or being]. 1. That which is or necessarily exists as the cause of the properties of a body. 2. A solution of a volatile oil in alcohol.

essentia (es-en'she-ah) Essence.

essential (es-en'shal) [L. *essentia'lis*]. 1. Constituting the necessary or inherent part of a thing; giving a substance its peculiar and necessary qualities. 2. Idiopathic; self-existing; having no obvious external exciting cause.

ester (es'ter). Any compound formed from an alcohol and an acid by the removal of water. The esters are named as if they were salts of the alcohol radicals. Called also *compound ether* and *ethereal salt*. **aceto-acetic e.**, the ethyl ester of aceto-acetic acid, $CH_3CO\,CH_2.CO.O.C_2H_5$, a colorless liquid: used for the synthesis of a great variety of compounds.

esterase (es'ter-ās). A ferment which splits up esters.

esterification (es-ter-if-ik-a'shun). The process of converting an acid into an ester.

esterize (es'ter-īz). To convert, or be converted, into an ester.

esterol (es'ter-ol). 1 An ester of sterol. 2. A proprietary brand of benzyl succinate

estevin (es'te-vin) A glucosid, sweet in taste, found in Eupatorium rebaudianum.

esthematology, æsthematology (es-them-at-ol'o-je) [Gr. *αἴσθημα* sensation + *λόγος* treatise]. The science of the senses and sense organs.

esthesic (es-the'sik) [Gr. *αἴσθησις* feeling]. Pertaining to the mental perception of sensations.

esthesioblast (es-the'ze-o-blast) [Gr. *αἴσθησις* feeling + *βλαστός* germ] A ganglioblast; an embryonic cell of the spinal ganglia.

esthesiodic (es-the-se-od'ik). Same as *esthesodic*.

esthesiogen (es-the'ze-o-jen) [Gr. *αἴσθησις* feeling + *γενής* producing]. A substance which in certain conditions of the body is supposed to produce symptoms of excitation when brought near or into contact with the person.

esthesiogenic (es-the"ze-o-jen'ik). Producing sensation

esthesiology (es-the-ze-ol'o-je) [Gr. *αἴσθησις* sensation + *λόγος* treatise]. The science of sensation and the senses.

esthesiomania (es-the-ze-o-ma'ne-ah) [Gr. *αἴσθησις* feeling + *μανία* madness]. Insanity with perversion of the senses.

esthesiomene (es-the-ze-om'en-e). An incorrect form of *esthiomene*.

esthesiometer (es-the-ze-om'et-er) [Gr. *αἴσθησις* sensation + *μέτρον* measure]. An instrument for measuring tactile sensibility.

esthesioneure (es-the'ze-o-nūr) [Gr. *αἴσθησις* sensation + *νεῦρον* nerve]. A sensory neuron.

esthesioneurosis (es-the"ze-o-nu-ro'sis) [Gr. *αἴσθησις* feeling + *neurosis*]. Any disorder of the sensory nerves.

esthesionosus (es-the-ze-on'os-us) [Gr. *αἴσθησις* sensation + *νόσος* disease]. Esthesioneurosis.

esthesiophysiology (es-the"ze-o-fiz-e-ol'o-je) [Gr. *αἴσθησις* feeling + *physiology*]. The physiology of the perceptive faculties.

esthesioscopy (es-the-ze-os'ko-pe) [Gr *αἴσθησις* sensation + *σκοπεῖν* to examine] Delimitation on the skin of areas in which pain is felt or the tissues are tender.

esthesodic (es-the-sod'ik) [Gr. *αἴσθησις* feeling + *ὁδός* path]. Conveying sense impressions.

esthetic (es-thet'ik) [Gr. *αἴσθησις* sensation]. Pertaining to sensation.

estheticokinetic (es-thet"ik-o-kin-et'ik). Both sensory and motor.

esthiomene, esthiomenus (es-the-om'en-e, es-the-om'en-us) [Gr. *ἐσθιόμενος* eating] 1. An old name for lupus and other rodent skin diseases. 2. Tubercular lupus of the genital organs.

esthophysiology (es-tho-fiz-e-ol'o-je). The physiology of sensation and sense organs.

estival, æstival (es'tiv-al) [L. *æsti'vus*, from *æs'tas* summer]. Pertaining to or occurring in summer.

estivo-autumnal (es"tiv-o-aw-tum'nal). Pertaining to the summer and autumn. a term applied to a form of malarial fever. See under *fever*.

Est'lander's operation [Jakob August *Estlander*, Finnish surgeon, 1831–1881]. See *operation*.

eston (es'ton). Monobasic aluminum acetate.

estoral (es'to-ral). A white, crystalline compound, boric acid menthol ester, $B(C_{10}H_{19}O)_3$; used by insufflation in rhinitis and coryza

estriasis (es-tri'as-is). See *æstriasis*.

Estridæ (es'tri-de) See *Œstridæ*.

estrual, œstrual (es'tru-al) [L. *æs'trum* gadfly, orgasm] Pertaining to the rutting of animals.

estruation (es-tru-a'shun) [L. *æs'trum;* Gr. *οἶστρος* gadfly, rut]. The sexual ardor of animals at the season of copulation; rutting.

estrum, œstrum (es'trum) [L. *æs'trum* gadfly, orgasm; Gr. *οἶστρος*]. The period of heat or sexual excitement in the female of animals.

état (a-tah'). French for *state, condition.* **é. criblé** (a-tah' krib-lā'), a condition in which the necrotic Peyer's patches in typhoid fever are riddled with small, irregular perforations. **é. mammelonné** (a-tah' mah-ma-yo-na'), hyperplasia of the mucous membrane of the stomach in chronic gastritis, resulting in the formation of small elevations.

ethal (eth'al). Cetyl alcohol.

ethanesal (eth-an'e-sal). A modified anesthetic ether produced by Wallis and Hewer, composed of pure ether with the addition of 2 per cent. of ketones.

ethanol (eth'an-ol). Ethyl alcohol.

ethanolysis (eth-an-ol'is-is). Alcoholysis of ethyl alcohol.

ethene chlorid (eth-ēn'). Same as *ethylene dichlorid*.

ethenoid (eth'en-oid). Containing an ethene or ethylene linkage.

etheogenesis (e-the-o-jen'es-is) [Gr. *ἦθεος* bachelor + *γένεσις* production]. Non-sexual reproduction in male gametes of protozoa.

ether (e'ther) [Gr. *αἰθήρ* air; L. *æ'ther*]. 1. A fluid of the utmost tenuity, which is conceived to fill all space, and to serve as a medium for the transmission of waves of heat and light. Called also *luminiferous ether*. 2. Ethyl oxid, $(C_2H_5)_2O$, a highly volatile liquid, obtained by the action of strong sulphuric acid upon ordinary alcohol. 3. A term applied to various volatile liquids, mostly containing ethylic ether or resembling it. 4 Any member of a group of compounds derived from two alcohol molecules by the elimination of water If the alcohol radicals are identical, the compound is a *simple* ether, if they are different it is a *complex* or *mixed* ether **absolute e.**, a liquid of peculiar odor and burning taste, with a specific gravity of 0.71. *Ordinary ether*, or *dilute ether*, contains 83 per cent. of ether and 17 per cent. of alcohol. *Stronger ether* (*æ'ther for'tior*) contains 4 per cent. of alcohol. Ether is used chiefly as an anesthetic, by inhalation: it is used also internally as an antispasmodic and heart stimulant, hypodermically as an anodyne and a stimulant in collapse; and in the form of spray to produce local anesthesia by chilling. Dose, 30 min.–½ fl.oz (2–16 c.c.); hypodermically, 1 dr. (4 c.c.). Dose of spirit of ether, 1 dr (4 c.c.); compound spirit of ether (Hoffmann's anodyne), ½–1 dr. (2–4 c.c.). **acetic e.**, ethyl acetate. **chloric e.**, a mixture of chloroform and alcohol. **complex e.** See *ether* (4th def.). **compound e.** Same as *ester*. **e.-cone**, an apparatus for the administration of ether by inhalation. **Cotton-process e.**, ether freed from its two impurities, one of which produces anesthesia and the other the unpleasant effects This pure ether is then recharged with the impurity that produces anesthesia. To the purified ether is added 2 per cent. of ethylene, ½ per cent. of carbon dioxid, and 1 per cent. of ethyl alcohol. A new type of anesthesia is produced in which the patient has abolition of sensation, but perfect consciousness is preserved. **enanthic e.**, pelargonic ether. **ethyl e.**, ethyl oxid, $(C_2H_5)_2O$. **formic e.**, ethyl formate. **hydramyl e.**, hydramyl and ethylic ether in equal parts· a local and general anesthetic. **hydriodic e.**, ethyl iodid **hydrobromic e.**, ethyl bromid **hydrochloric e.**, ethyl chlorid. **luminiferous e.** See *ether* (1st def.). **methyl e.**, methyl oxid, $(CH_3)_2O$. a liquid anesthetic **mitigated e.** See *E.-C. mixture*, under *mixture*. **mixed e.**, any ether containing two distinct hydrocarbons. **nitrous e.**, ethyl nitrite. **œnanthic e.**, pelargonic ether. **pelargonic e.**, an ether of pelargonic acid. It is an oily liquid with the odor of quinces **petroleum e.**, a colorless liquid derived from petroleum by distillation. It is a mixture of pentane and hexane, and is used to produce cold by its rapid evaporation. **simple e.** See *ether* (4th def.). **stronger e.**, ethylic ether with 4 per cent. of alcohol **sulphur e.** See *thio-e.* **sulphuric e.**, ordinary ether; so called because made with sulphuric acid **thio-e.**, a sulphur ether, an ether in which sulphur replaces oxygen.

ethereal (e-the're-al). 1. Pertaining to, prepared with, containing, or resembling ether. 2. Evanescent, delicate.

etherification (e"ther-if-ik-a'shun). The process of forming an ether from alcohol.

etherin (e'ther-in). A poison extractable by ether from the bodies of tubercle bacilli. Called also *etherobacillin*. See *benzenin, chloroformin*, and *xylenin*.

etherion (e-the're-on). 1. A gas said to have been discovered in 1898 in the atmosphere said to be about $\frac{1}{100}$ part as dense as hydrogen, and to exist in less than $\frac{1}{3000000}$ part of its proportion in the air. 2. Mathews's name for one of the minute spheres which make up the ether.

etherization (e"ther-iz-a'shun). The administration of ether by inhalation, and the consequent production of anesthesia.

etherize (e'ther-īz) To put under the anesthetic influence of ether.

etherobacillin (e"ther-o-bas-il'in) See *etherin*.

etheromania (e"ther-o-ma'ne-ah). Uncontrollable addiction to the use of ether as a stimulant.

etherometer (e-ther-om'et-er) [*ether* + Gr. *μέτρον* measure]. A device for administering ether by which the number of drops per minute can be accurately controlled.

Etherrausch (a'ter-rowsh) [Ger.]. See *Rausch*.

ethic, ethical (eth'ik, eth'ik-al) In accordance with ethics or the rules governing conduct.

ethics (eth'iks) [Gr. *ἦθος* character]. The science of right conduct, also a system of rules regulating conduct. **medical e.**, the rules or principles governing the professional conduct of medical practitioners

ethidene (eth'id-ēn). The bivalent radical, C_2H_4; ethylidene. **e. chlorid**, a colorless, volatile, anesthetic fluid, CH_3CHCl_2, with the taste and smell of chloroform. It is used like chloroform, but is more dangerous. **e. diamin**, a harmful ptomain, $C_2H_8N_2$, from fish.

ethidol (eth'i-dol) A proprietary name for ethyl iodoricinoleate: used locally for its high iodin content.

ethiopification (e-the-op"if-ik-a'shun) [Gr. *Αἰθίοψ* an Ethiop + L. *fa'cere* to make]. The blackening of the skin by the use of silver or other metallic agents

ethmocarditis (eth"mo-kar-di'tis) [Gr. ἠθμός sieve + καρδία heart + -ιτις inflammation]. Inflammation of the connective tissue of the heart.

ethmocephalus (eth-mo-sef'al-us) [Gr. ἠθμός sieve + κεφαλή head]. A monster with an imperfect head, more or less union of the eyes, and a rudimentary nose, often displaced upward.

ethmocranial angle (eth-mo-kra'ne-al). See *angle.*

ethmofrontal (eth-mo-fron'tal). Pertaining to the ethmoid and frontal bones.

ethmoid (eth'moid) [Gr. ἠθμός sieve + εἶδος form]. 1. Cribriform, sieve-like 2. Pertaining to the ethmoid bone. **e. bone.** See *bone.*

ethmoidal (eth-moid'al). Of or pertaining to the ethmoid bone.

ethmoidectomy (eth-moi-dek'to-me) [*ethmoid* + Gr. ἐκτομή excision]. Excision of the ethmoid cells or of a portion of the ethmoid bone.

ethmoiditis (eth-moid-i'tis). Inflammation of the ethmoid bone

ethmoturbinal (eth-mo-ter'bin-al). The superior and middle turbinated bones.

ethmyphitis (eth-me-fi'tis) [Gr. ἠθμός sieve + ὑφή tissue]. Inflammation of the cellular tissue; cellulitis.

ethnics (eth'niks) [Gr. ἔθνος race]. Ethnology.

ethnography (eth-nog'raf-e) [Gr. ἔθνος race + γράφειν to write]. A description of the races of men.

ethnology (eth-nol'o-je) [Gr. ἔθνος race + λόγος treatise] The science which deals with the races of men, their descent, relationship, etc.

ethocain (eth'o-kān). Same as *novocain.*

ethology (eth-ol'o-je). Same as *bionomics*

ethoxycaffein (e-thoks-e-kaf'e-in) [*ethyl* + *oxygen* + *caffein*] A crystalline substance, $C_{10}H_{14}N_4O_3$. It is narcotic and diuretic, and is recommended for hemicrania and the pains of herpes zoster. Dose, 4 gr (0.25 gm.).

ethoxymeth'yl salicylate. A compound, $OH\text{-}C_6H_4.CO_2\,CH_2.O.C_2H_5$: used as a substitute for aspirin, as it is more soluble and less irritating. Dose, 15 gr (1 gm.).

ethrisin (eth'ris-in). See *acetylsalicylamid.*

ethydene (eth'id-ēn). See *ethidene.*

ethyl (eth'il) [*ether* + Gr. ὕλη matter]. The univalent alcohol radical, $CH_3\,CH_2$ **e. acetate,** a liquid, $CH_3.COOCH_2\,CH_3$, with odor like ether and a taste like vinegar. It is employed by inhalation, occasionally internally, as a stimulant and antispasmodic in colic, bronchial irritation, and syncope. Dose, 30 min. (2 c.c.). Called also *acetic ether.* **e. alcohol,** the ordinary alcohol of commerce and pharmacy. See *alcohol.* **e. aminobenzoate,** benzocain, a white crystalline substance, $C_6H_4NH_2.COO(C_2H_5)$ 1 4: used as a local anesthetic for ulcers, wounds, and mucous surfaces as a dusting-powder or in ointment, also internally to relieve pain in gastric ulcer and cancer Dose, 5–8 gr (0.3–.5 gm.) **e. bromid,** a colorless volatile liquid, C_2H_5Br, of sweetish taste and ethereal odor, an unsafe anesthetic used like chloroform, especially for minor operations; also as a sedative in hysteria, epilepsy, etc **e. butyrate,** the butyric acid ester of ethyl alcohol, $C_3H_7\,CO.O.C_2H_5$ It has the odor of pineapple. **e. carbamate.** See *urethan.* **e. carbanilid.** See *euphorin.* **e. carbinol,** propyl alcohol **e. chaulmoograte,** the ethyl esters of the fatty acids of chaulmoogra oil· used in the treatment of leprosy. Dose, 5 min. (1 c.c.) **e. chlorid,** a colorless inflammable liquid, $CH_3\text{-}CH_2Cl$, used as a local anesthetic and stimulant. It is applied in the form of a spray, impelled from the containing tube by the heat of the hand. Called also *hydrochloric ether.* **e. cyanid,** a colorless, very poisonous liquid, C_2H_5CN, similar in therapeutic action to hydrocyanic acid. **e. diacetate,** a material which has been used in urinary tests. **e. diiodosalicylate,** white crystals of $OH.C_6H_2I_2.CO\text{-}O.C_2H_5$: used in place of iodoform. **e. formate,** a volatile antispasmodic and anesthetic liquid, $HCOOC_2H_5$. Called also *formic ether.* **e. hydrate,** ordinary or ethylic alcohol. **e. hydrocuprein,** optochin. **e. iodid,** a colorless liquid, CH_3CH_2I. used as an antispasmodic, alterative, and resorbent by inhalation and by the mouth for relieving asthma, dyspnea, etc. Dose, 15 min. (1 c.c.). Called also *hydriodic ether.* **e. mercaptan,** a thio-alcohol, C_2H_5SH, which has a revolting odor and which helps to give the odor to feces **e. methyl-alpha-aminopropionic acid.** Same as *iso-leucine* **e. nitrate,** $CH_3\,CH_2.NO_3$, has been employed as a vasodilator, but is not very effective. **e. nitrite,** nitrous ether, $C_2H_5NO_2$; a liquid which is mixed with alcohol to form sweet spirit of niter (*spiri'tus æth'eris nitro'si*), which is used as a diuretic, diaphoretic, anodyne, and antispasmodic. Dose, 20–60 min. (1.33–4 c.c.). **e. orange,** a dye, the sodium salt of diethyl-aniline-azo-benzene-sulphonic acid, $C_6H_4\,N(C_2H_5)_2\,N_2\,C_6H_4\,SO_2\,ONa$. It is used as an indicator, being turned red by acids and yellow by alkalies **e. oxid,** ether. **e. pelargonate,** the pelargonic acid ester of ethyl alcohol, $C_8H_{17}.CO\,O\,C_2H_5$ **e. phenacetin,** a yellow oil, $C_8H_4(OC_2H_5)N(C_2H_5)CH_3CO$: hypnotic. **e. phenylcinchoninate,** a yellowish powder used to promote elimination of uric acid. **e. pyoktanin,** an auramin derivative actively antiseptic. **e. salicylate,** the salicylic acid ester of ethyl alcohol, $C_6H_4.OH\,COO(C_2H_5)$ used like the salicylates. Dose, 5–10 min. (0.3–0.6 c.c.), three or four times a day. **e. sulphid,** a strong-smelling principle, $(C_2H_5)_2S$, which exists in dogs' urine.

ethylamin (eth-il-am'in) A liquid ptomain, $CH_3CH_2NH_2$, from decaying plant tissue, possessing many of the properties of ammonia **e. sulphonic acid,** taurin. **e. urate** is employed as a remedy in the treatment of gout and gravel.

ethylate (eth'il-āt). Any compound of ethyl alcohol in which the hydrogen of the hydroxyl is replaced by a base.

ethylation (eth-il-a'shun). The act of combining or causing to combine with the ethyl radical.

ethylchloralurethan (eth"il-klo"ral-u'reth-ān). Same as *somnal.*

ethyldichlorarsin (eth"il-di-klōr-ar'sin). An arsenical gas, $C_2H_5AsCl_2$. used in the Great War. It is sternutatory and vesicant, producing pulmonary edema.

ethylene (eth'il-ēn). Olefiant gas; a colorless, poisonous inflammable gas, C_2H_4 or CH_2CH_2, forming the essential part of illuminating gas It has been suggested for use as a general anesthetic. **e. bichlorid, e. dichlorid,** Dutch liquid, an oily liquid compound, $C_2H_4Cl_2$· used as a local and general anesthetic, but not much employed **e. bromid,** a brownish, oily liquid, $CH_2Br\,CH_2Br$, used in epilepsy. Dose, 4–6 min. (0.24–0.36 c.c.); for children, 10–20 min. (0.666–1.33 c.c.) of 5 per cent solution. **e. glycol.** See *glycol.* **e. periodid,** diiodoform.

ethylenediamin (eth"il-ēn-di-am'in). A non-poisonous base, $CH_2NH_2.CH_2NH_2$: it is used in preparing lysidin and piperazin and also as a solvent for false membrane in diphtheria and similar affections. **e. cresol, e. tricresol,** a colorless antiseptic fluid for external use.

ethylene-ethenyldiamin (eth"il-ēn-eth-en"il-di-am'in). Same as *lysidin.*

ethylene-imid, ethylene-imin (eth"il-ēn'im-id, eth"il-ēn-im'in). A non-poisonous base, C_2H_4NH, obtainable from cholera bacillus cultures.

ethylhydrocuprein (eth-il-hi"dro-ku-pre'in). See *optochin.*

ethylidene (eth-il'id-ēn). A bivalent radical, CH_3CH, ethidene. See *ethidene* **e.-diamin,** a highly poisonous base, $C_2H_8N_2$ or $CH_3.CH(NH_2)_2$, from decaying fish.

ethyliodoacetate (eth-il-i-o-do-as'et-āt). $C_2H_5.CO_2.CH_2.I$, a lacrimating war gas

ethylism (eth'il-izm). Poisoning or intoxication by ethyl alcohol.

ethylmorphin hydrochlorid. Same as *dionin.*

ethylphenylcarbamate (eth''il-fen-il-kar'bam-āt). See *euphorin.*

ethylthallin (eth-il-thal'in). A basic phenol derivative, $C_{12}H_{17}NO$· antipyretic.

ethylurethan (eth-il-u'reth-an). See *urethan.*

etincelage (a-tin-se-lahzh) [Fr] Treatment by sparking with high-frequency current.

etiolation (e''te-o-la'shun). Paleness due to the exclusion of light.

etiologic, etiological (e''te-o-loj'ik, -al). Pertaining to etiology, or to the causes of disease

etiology (e-te-ol'o-je) [Gr. *αἰτία* cause + *λόγος* discourse] The study or theory of the causation of any disease; the sum of knowledge regarding causes.

etiotropic (e''te o-trop'ik) [Gr. *αἰτία* cause + *τρόπος* turning] Directed against the cause of a disease said of a remedy which attacks the causal factor of a disease.

etiquette, professional (et'e-ket). Medical ethics.

etrohysterectomy (e''tro-his-ter-ek'to-me) [Gr. *ἤτρον* hypogastrium + *hysterectomy*]. Hypogastric excision of uterus

etrotomy (e-trot'o-me) [Gr. *ἤτρον* hypogastrium + *τέμνειν* to cut]. Pelvic section.

Eu. The chemical symbol for *europium.*

euæsthesia (u-es-the'ze-ah). Same as *euesthesia.*

euangiotic (u-an-je-ot'ik) [Gr. *εὖ* well + *ἀγγεῖον* vessel]. Having the retinal disk well supplied with blood-vessels.

Eubacteriales (u-bak-te-re-a'les) [Gr. *εὖ* well + *bacteria*] An order of Schizomycetes, the true bacteria, including the families *Coccaceæ, Bacillaceæ, Bacteriaceæ, Nitrobacteriaceæ,* and *Spirillaceæ.*

eubiose (u-bi'ōz). A proprietary preparation of hematogen.

eubiotics (u-bi-ot'iks) [Gr. *εὖ* well + *βίος* life]. The science of healthy living

eubolism (u'bo-lizm) [Gr. *εὖ* well + *metabolism*] A condition of normal body metabolism

eubornyl (u-bor'nil). The borneol ester of alpha-bromiso-valerianic acid: used as a nervous sedative.

eucaform (u'kaf-orm). A proprietary liquid antiseptic preparation of eucalyptol, formaldehyd, and other disinfectants. Dose, 1 dr. (4 c c).

eucain (u-ka'in). A preparation recommended as a valuable local anesthetic. It is said to be methyl-benzoyl-tetramethyloxy - piperidin - carboxylic acid methyl ester. **alpha-e., eucain a,** a crystalline compound, $C_{19}H_{27}NO_4$, or benzoyl-methyl - tetra - methyl - γ - oxypiperidin - carbox - ylic-methyl ester. Its hydrochlorate is used as a local anesthetic. **beta-e., eucain b,** a crystalline compound, $C_6H_7N(CH_3)_2C_6H_5COO.HCl$, or benzoylvinyldiacetone-alkamin hydrochlorid. It is used like cocain as a local anesthetic in 2 per cent. solution for the eye, and a 5–10 per cent. solution for the nose and throat. It is said to be more active and less toxic than the latter. **beta-e. lactate** is used like *beta-e.,* but is more soluble.

eucaloid (u'kal-oid). A gelatin capsule containing 5 min (0.3 c.c.) of oil of eucalyptus.

eucalol (u'kal-ol). A proprietary antiseptic and catarrh cure.

eucalyptene (u-kal-ip'tēn). A hydrocarbon, $C_{10}H_{16}$, obtainable from eucalyptol. **e. hydrochlorid,** an intestinal antiseptic. Dose, 20–30 gr. (1.33–2 gm.).

eucalypteol (u-kal-ip'te-ol). A white, crystalline substance, $C_{10}H_{16}$ 2HCl, or terpilene dihydrochlorate. used as an intestinal antiseptic.

eucalyptol (u-kal-ip'tol). A thin, colorless liquid, a cis-terpene oxid, $C_{10}H_{18}O$, with a camphor-like odor, obtainable from the volatile oil of eucalyptus. It is deodorant, disinfectant, and antiperiodic, and is used in malaria, asthma, bronchitis, urethritis, diseases of the ear, and externally as an antiseptic in wounds, ulcers, and various discharges (as leukorrhea), as an antiseptic by inhalation and atomization in fetid bronchitis, diphtheria, etc. Called also *cineol* Dose, 5–15 min. (0.333–1 c c).

eucalyptoresorcin (u-kal-ip''to-re-sor'sin). An antiseptic compound of eucalyptol and resorcinol.

Eucalyptus (u-kal-ip'tus) [Gr. *εὖ* well + *καλυπτός* covered]. A genus of myrtaceous trees and shrubs, chiefly Australian, of many species. The leaves of *E. glob'ulus,* or blue-gum, and other species afford oil of eucalyptus. It is astringent, tonic, antiseptic, deodorant, all its medicinal properties depending on the eucalyptol that it contains. It is used as a diaphoretic and stimulant, an antispasmodic in asthma, bronchitis, and malaria, as an antiseptic in wound discharges, and in chronic catarrhs. The fluidextract, prepared from the leaves of *E. glob'ulus,* is antiperiodic, alterative, and antiseptic. Dose, 10–60 min. (0.666–4 c c), of the tincture, 30–120 min (2–8 c c); of the fluidextract, 30 min (2 c c) **oil of e.,** a volatile oil obtained from the leaves of many of the eucalypts, chiefly *E. glob'ulus* antiseptic, stimulant, and antiperiodic. Dose, 5–10 min. (0.333–0.666 c c.).

eucapnia (u-kap'ne-ah) [Gr *εὖ* well + *κάπνος* smoke]. The condition in which the carbon dioxid of the blood is normal

eucapren (u-kap'ren). One per cent. beta eucain lactate in 1 5000 suprarenalin solution used as an astringent and anesthetic.

eucasin (u-ka'sin). A proprietary casein preparation.

eucatropin (u-kat'ro-pin). Same as *euphthalmin.*

eucerin (u-se'rin) [Gr. *εὖ* good + L. *ce'ra* wax]. A proprietary ointment base made from the oxycholesterin of wool fat and paraffin.

euchinin (u-kin'in) [Gr. *εὖ* well, good + *chinin*]. A compound formed by the action of ethyl-chlorocarbonate on quinin, in white crystals, $C_2H_5.O.CO.O.C_{20}H_{28}N_2O$; its properties are like those of quinin, but it produces no disagreeable effects. Dose, 15–30 gr (1–2 gm)

euchlorhydria (u-klor-hid're-ah) [Gr. *εὖ* good + *chlorhydric acid*]. The presence of the normal proportion of free hydrochloric acid in the gastric juice.

euchlorin (u-klo'rin). A mixture of chlorin and chlorin dioxid, produced by the action of hydrochloric acid upon potassium chlorate locally antiseptic.

eucholia (u-ko'le-ah) [Gr. *εὖ* well + *χολή* bile]. Normal condition of the bile.

euchromosome (u-kro'mo-sōm) [Gr *εὖ* well, good + *chromosome*]. Same as *autosome.*

euchylia (u-kil'e-ah) [Gr. *εὖ* well + *χυλός* chyle]. A normal condition of the chyle.

eucodein, eucodin (u-ko'de-in, u-ko'din). See *codein methyl bromid*

eucol (u'kol). A colorless liquid, guaiacol acetate, $CH_3.O.C_6H_4O.CO.CH_3$· used like guaiacol.

eucrasia (u-kra'se-ah) [Gr. *εὖ* good + *κράσις* mixture or temperament]. A state of diminished susceptibility to the action of certain foods, drugs, etc.

eucupin (u-ku'pin). An antiseptic and anesthetic derivative of quinin. It is iso-amyl-hydrocuprein, $(CH_3)_2CH\ CH_2.CH_2O.C_9H_5N.CHOH.C_7H_{11}N.C_2H_5$.

eudermol (u-der'mol). A proprietary name for a salicylate of nicotin, $C_{10}H_{14}N_2C_7H_6O_3$: used in scabies in ointment of from 0.1–0.25 per cent. strength.

eudesmol (u-des'mol). A white, crystalline camphor, $C_{10}H_{10}O$, from oil of eucalyptus. It is insoluble in aqueous solutions, but soluble in alcohol, ether, etc.

eudiaphoresis (u-di"af-o-re'sis) [Gr. *εὖ* well + *diaphoresis*]. An easy, natural, or comforting escape of perspiration.

eudiemorrhysis (u"di-em-or'is-is) [Gr. *εὖ* well + *διά* through + *αἷμα* blood + *ῥύσις* flow]. The normal flow of blood through the capillaries.

eudiometer (u-de-om'et-er) [Gr. *εὐδία* fine weather + *μέτρον* measure]. An instrument used in testing the purity of the air.

eudosmol (u-dos'mol). A crystalline camphor, $C_{10}H_{16}O$, from the volatile oil of various species of eucalyptus

eudoxin (u-doks'in). A bismuth salt of nosophen, $CO\ C_6H_4O\ (C_6H_2I_2\ O)_3Bi_2$, a reddish-brown, odorless, antiseptic powder, containing 52 per cent. of iodin and 15 per cent of bismuth· used in catarrhal enteritis. Dose, 5 -8 gr (0.333–0.5 gm).

eudrenin (u-dre'nin) A solution of 0.01 gm (⅙ gr.) of eucain hydrochlorid and 0.00003 gm ($\frac{1}{2000}$ gr) of adrenalin chlorid in each cubic centimeter (15 min): used as a local anesthetic.

euesthesia (u-es-the'ze-ah) [Gr. *εὖ* well + *αἴσθησις* feeling] A normal state of the senses.

euferrol (u-fer'ol) Oxidulated iron and arsenious acid in gelatinous capsules, a proprietary tonic

Euflagellata (u-flaj-el-a'tah) Same as *Flagellata*.

euformol (u-for'mol). A proprietary germicide, deodorant, and antiseptic compound.

eugallol (u-gal'ol) Pyrogallol monoacetate, a dark-yellow, syrupy substance used in psoriasis and eczema.

Eugenia (u-je'ne-ah) An extensive genus of myrtaceous trees and shrubs. *E. caryophylla'ta* furnishes cloves; *E. pimen'ta* furnishes pimenta. See *cheken*, *clove*, and *Pimenta*.

eugenic acid (u-je'nik) See *eugenol*.

eugenics, eugenetics (u-jen'iks, u-jen-et'iks) [Gr. *εὖ* well + *γεννᾶν* to generate] The study and cultivation of conditions that may improve the physical and moral qualities of future generations

eugenin (u'je-nin). A camphor, $C_{10}H_{12}O_2$, found in cloves, etc.

eugenism (u'jen-izm). That condition of heredity and environment which tends to produce healthy and happy existence.

eugenist (u-jen'ist) A person who is versed in eugenics.

eugenoform (u-jen'o-form). The sodium salt of eugenol carbinol, a white, crystalline powder used as an intestinal disinfectant. Dose, 8–15 gr. (0.52–1 gm).

eugenol (u'jen-ol). An oily, liquid principle, allyl guaiacol, $OH.C_6H_3(OCH_3)\ C_3H_5$, obtainable from oil of cloves, cinnamon, etc. It is an antiseptic and local anesthetic used in dentistry. Dose, 10–15 min (0.666–1 c.c.). Called also *eugenic acid* and *caryophillic acid*. **e. acetamid,** an antiseptic and local anesthetic, in shining plates or fine needles. **e. benzoate, e. iodid.** Same as *iodo-eugenol*.

eugenothenics (u-ge"no-then'iks) The study of race improvement by the regulation of both heredity and environment.

Euglena (u-gle'nah) [Gr. *εὖ* well + *γλήνη* socket of a joint]. A genus of infusorian animals. *E. vir'idis* is found in stagnant pools.

euglobulin (u-glob'u-lin). One of the two proteins (the other being pseudoglobulin) of which paraglobulin consists. It is characterized by being precipitated by dialysis.

eugonic (u-gon'ik) [Gr. *εὖ* well + *γονή* seed]. Growing luxuriantly. said of bacterial cultures.

euguform (u'gu-form). An odorless white powder, acetylized methylene diguaiacol, formed by the action of formaldehyd on guaiacol and subsequent acetylization: used as a dusting-powder for wounds.

eukinase (u-kin'ās). A preparation of the intestinal juice of young animals: used for stimulating pancreatic digestion.

eukinesia (u-kin-e'se-ah) [Gr. *εὖ* well + *κίνησις* movement]. Normal power of movement.

eulachon (u'lak-on). The candle-fish, *Thaleich'thys pacif'icus:* its oil is used like cod-liver oil.

eulactol (u-lak'tol) [Gr. *εὖ* well + L. *lac* milk]. A concentrated food preparation of milk and egg.

eu'lan F. An insecticide used to protect wool from the clothes moth Cloth when impregnated with eulan F. repels or poisons the moths.

eulatin (u-la'tin). A proprietary powder, said to be dimethyl-phenyl-pyrazolon-amido-brombenzoate: used as an expectorant in pertussis. Dose, ¼–1 gr. (0.01–0.065 gm.).

eulaxan (u-lak'san). A proprietary laxative containing phenolphthalein and sodium hydroxid.

Eulenburg's disease (oil'en-burgz) [Albert *Eulenburg*, German neurologist, born 1840]. See *disease*.

eulexin (u-lek'sin). Same as *ulexin*.

eulyptol (u-lip'tol). An antiseptic preparation consisting of salicylic acid (6 parts), carbolic acid (1 part), and oil of eucalyptus (1 part).

eumenol (u-me'nol). An extract of the root of tang-kui, a Chinese plant· useful in amenorrhea and dysmenorrhea. Dose, 1 fl.dr. (3.75 c.c.).

eumenorrhea (u"men-o-re'ah) [Gr. *εὖ* well + *μήν* menses + *ῥοία* flow] A normal menstruation.

eumetria (u-me'tre-ah) [Gr. "moderation"]. A normal condition of nerve impulse.

eumictin (u-mik'tin). An antigonorrheal preparation of santol, salol, and urotropin.

eumorphics (u-mor'fiks) A branch of orthopedics which deals with the reestablishment of form.

eumorphism (u-mor'fizm) [Gr. *εὖ* well + *μόρφη* form]. Retention of the normal form of a cell.

eumydrin (u-mid'rin). Atropin methylnitrate, $C_{16}H_{20}O_3N(CH_3)_2\ NO_3$, a white powder, moderately soluble in water It is used as a mydriatic and has been recommended for use in the sweating of pulmonary tuberculosis. Dose, $\frac{1}{60}$–$\frac{1}{24}$ gr (0.001–0.0025 gm).

eunatrol (u-na'trol). Sodium oleate, $CH_3(CH_2)_7CH:CH(CH_2)_7CO.ONa$, a patented remedy for gall-stones and hepatic disorders. Dose, 15 gr. (1 gm.) in a pill.

eunoia (u-noi'ah) [Gr. *εὖ* well + *νοῦς* mind]. Alertness of mind and will.

eunol (u'nol). See *alpha-eunol*, *beta-eunol*.

eunuch (u'nuk) [Gr. *εὐνή* couch + *ἔχειν* to hold]. A man or boy deprived of the testes or external genital organs.

eunuchism (u'nuk-izm). The condition of a castrated male **pituitary e.,** loss of sexual power due to derangement of the pituitary secretion.

eunuchoid (u'nuk-oid). 1. Noting a fibroid condition of a physiologically inactive testicle; also noting a high-pitched falsetto voice in a man. 2. A cryptorchid person with defective masculinity of appearance, causing him to resemble a eunuch.

eunuchoidism (u'nuk-oid-izm). A defective state of the testicles or of the testicular secretion, with impaired sexual power and eunuch-like symptoms.

euonymin (u-on'im-in). 1. A resinoid obtained from *Euon'ymus atropurpu'rea*. 2. An aperient

and cholagogue principle from the same. Dose, ½–3 gr. (0.022–0.2 gm.).

Euonymus (u-on'im-us) [Gr. *εὖ* well + *ὄνομα* name]. A genus of celastraceous shrubs and trees. The bark of the root of *E. atropurpu'rea*, wahoo· it is cholagogue, aperient, diuretic, and tonic. Dose of extract, 1–5 gr. (0.066–0.333 gm.); of fluidextract, ½–1 dr. (1.9–3.75 c.c.).

euophthalmin (u-of-thal'min) [Gr. *εὖ* well + *ὀφθαλμος* eye]. A white, crystalline powder, the hydrochloric salt of oxytoluyl-methyl-vinyl-diacetone-alkamin. It is used as a mydriatic in 2 to 5 per cent. solutions.

eupad (u'pad) Two papers, one containing calcium chlorid and the other boric acid. Equal parts of the contents of each are dissolved together in water, in the proportion of 25 gm of the combined powder to 1 liter of water, to make eusol.

eupancreatism (u-pan'kre-at-izm). A normal condition of the pancreatic function.

Euparyph'ium malaya'num. A trematode parasite in the intestine of man in India and Malaya

eupatorin (u-pat-o'rin). 1. A bitter glucosid from various species of *Eupatorium*. 2. A name for various precipitates derived from *Eupato'rium perfolia'tum:* diaphoretic, aperient, tonic, and stomachic. Dose, 1–4 gr. (0.066–0.266 gm.).

Eupatorium (u-pat-o're-um). A genus of composite-flowered plants The leaves and tops of *E. perfolia'tum*, boneset or thoroughwort, are tonic, diuretic, diaphoretic, and stomachic They are used in dyspepsia and in inflammatory and febrile conditions Dose of fluidextract, 10–60 min (0 666–4 c c) **E. rebaudia'na** contains a sweet glucosid, estwin, and a still sweeter substance, rebaudin

eupepsia, eupepsy (u-pep'se-ah, u'pep-se) [Gr. *εὖ* well + *πέψις* digestion] Good digestion; particularly the presence of a normal amount of pepsin in the gastric juice.

eupeptic (u-pep'tik). Having a good digestion.

eupeptone (u-pep'tōn). A British proprietary form of Witte's peptone.

euperistalsis (u-per-e-stal'sis). Normal or painless peristalsis

euphagia (u-fa'je-ah) [Gr. *εὖ* well + *φαγεῖν* to eat]. A normal and proper manner of eating.

Euphorbia (u-for'be-ah). An extensive genus of trees, shrubs, and herbs, the spurges. They are actively emetic, cathartic, and poisonous. **E. corolla'ta, E. ipecacuan'ha** grow in America, and have been used as emetics, cathartics, and diaphoretics. Dose, 5–20 gr. (0 3–1 25 gm) **E. drummon'dii**, an Australian plant, affords drumin. **E. pilulif'era,** a species used for asthma, emphysema, etc., growing in various hot regions Dose of fluidextract, 30–60 min. (2–4 c.c). **E. resinif'era** furnishes euphorbium.

euphorbin (u-for'bin). A dry concentrate prepared from the root of *Euphor'bia corolla'ta·* an arterial sedative, purgative, and expectorant. Dose, 2–4 gr. (0.133–0 256 gm).

euphorbium (u-for'be-um) An acrid, irritant gum-resin obtained from *Euphor'bia resinif'era* It was formerly used in medicine as a stimulant and counterirritant, used in veterinary practice.

euphoria (u-fo're-ah) [Gr. *εὐφορία*]. Bodily comfort; well-being; absence of pain or distress.

euphorin (u'fo-rin). Ethyl phenyl carbamate, $C_6H_5NH\,CO_2\,C_2H_5$, a white, crystalline powder derived from anilin It is analgesic, antipyretic, and antiseptic, and is used in neuralgia and rheumatism. Dose, 7–15 gr. (0.454–1 gm.).

Euphrasia (u-fra'ze-ah). A genus of plants *E. officina'lis*, eyebright, is used as an eye-wash in conjunctivitis and as an astringent lotion in catarrh and hay-fever.

euphthalmin hydrochlorid (ūf-thal'min). A colorless, crystalline alkaloid, tetramethyl-mandel-oxy-piperidin hydrochlorid, $C_5H_6N(CH_3)_4(C_6H_5.CHOH.CO.O)HCl$, derived from eucain b and mandelic acid. Its aqueous solution is a strong mydriatic, used in 2 to 10 per cent. solution. **e. salicylate,** $C_{17}H_{25}O_3N.(OH)C_6H_4.COOH$.

euphyllin (u-fil'in). A combination of theophyllin and ethylenediamin· used as a diuretic. Dose, 1–8 gr. (0.065–0.5 gm.).

eupicin (u-pis'in). A condensation product of formaldehyd and coal-tar: used in skin diseases.

euplastic (u-plas'tik) [Gr. *εὖ* well + *πλαστικόν* plastic]. Readily becoming organized; adapted to the formation of tissue

eupnea, eupnœa (ūp-ne'ah) [Gr. *εὖ* well + *πνεῖν* to breathe]. Easy or normal respiration.

euporphin (u-por'fin) Apomorphin bromomethylate used like apomorphin hydrochlorid.

eupraxia (u-praks'e-ah) Intactness of reproduction of coordinated movements

supraxic (u-praks'ik) [Gr. *εὖ* well + *πράσσειν* to perform] Concerned in the proper performance of a function.

Euproc'tis crysorrhœ'a. The brown-tail moth. See *brown-tail moth dermatitis*, under *dermatitis*.

eupurpurin (u-pur'pur-in). A dry concentrate from *Eupato'rium purpu'reum·* it is diuretic.

eupyrexia (u-pi-reks'e-ah) [Gr. *εὖ* well + *πῦρ* fire]. A slight fever in the early stage of an infection, regarded as an attempt on the part of the organism to combat the infection.

eupyrin (u-pi'rin). The ethyl carbonate of vanillin in combination with paraphenetidin, $C_2H_6O\cdot C_6H_4N\,CH.C_6H_3(O\,CH_3)O\,COOC_2H_5$ said to be a valuable antipyretic. Dose, 15–25 gr (1–1 66 gm.).

euquinin (u-kwin'in). Same as *euchinin*.

euresol (u're-sol) Resorcin monoacetate, $OH.C_6H_4O\,CO\,CH_3$, a proprietary yellow, viscid, but pulverizable substance used in ointments for skin diseases.

eurithermic (u-re-ther'mik). See *eurythermic*.

eurobin (u-ro'bin). Chrysarobin triacetate. used like chrysarobin.

euroblepharon (u-ro-blef'ar-on) [Gr. *εὐρύς* wide + *βλέφαρον* lid] Large eyelids.

eurodontia (u-ro-don'she-ah) [Gr *εὐρῶς* mold, decay + *ὀδοῦς* tooth] Dental caries

europhen (u'ro-fen). Diisobutyl orthocresol iodid an amorphous, yellow iodoform and iodin substitute. It is applied to chancres and given hypodermically in syphilis Dose, hypodermically, ¼–1½ gr (0 016–0 099 gm.).

europhenol (u-ro-fe'nol). A europhen and ichthyol derivative used principally in ointments.

europium (u-ro'pe-um). A rare element, atomic weight 152, symbol Eu.

Eurotium (u-ro'she-um) [Gr. *ὐρώς* mold]. A genus of fungi or molds. *E. re'pens* is sometimes seen on bread and on preserved fruits. *E. malig'num* is occasionally found in the ear.

eurygnathic (u-rig-nath'ik). Having a wide jaw.

eurygnathism (u-rig'nath-izm) [Gr. *εὐρύς* wide + *γνάθος* jaw] The state of having a wide jaw.

euryon (u're-on) [Gr. *εὐρύς* wide]. The point at either end of the greatest transverse diameter of the skull.

Eurypel'ma heut'zii. The American tarantula. See *tarantula*

eurythermic (u-rith-er'mik). [Gr. *ἐυρύς* wide + *θέρμη* heat] Able to grow through a wide range of temperature· said of bacteria.

eurythrol (u'rith-rol). A thick, honey-like extract of ox's spleen, used for chlorosis and anemia. Dose, 1–2 fl dr (3.75–7.5 c.c.) daily.

eusapyl (u-sap'il). A proprietary solution of potassium ricinoleate and chlormetacresol: used as a hand-disinfectant.

euscope (u'skōp) [Gr. *εὖ* well + *σκοπεῖν* to see]. A device for projecting the image from a compound microscope upon a barium screen in a dark chamber so that it may be easily viewed. The image may also be projected upon a ground-glass screen so as to be viewed by several persons at one time

euscopol (u-sko'pol). The proprietary name for optically inactive scopolamin hydrobromid, $C_{17}H_{21}NO_4.HBr$

eusemin (u-se'min). A mixture of 0.0075 cocain and 0.0005 of adrenalin, used as an anesthetic in eye and dental operations.

eusitia (u-sit'e-ah or u-sish'e-ah) [Gr. *εὖ* well + *σῖτος* food]. Normal appetite.

eusol (u'sol). An antiseptic solution prepared from eupad, and containing calcium chlorid, calcium borate, and hypochlorous acid used in treating wounds. See *Dakin's fluid*, under *fluid*.

eusoma (u-so'mah). A proprietary echinacea compound used as an intestinal disinfectant and as a dressing in skin diseases.

eusplanchnia (u-splangk'ne-ah) [Gr. *εὖ* well + *σπλάγχνα* viscera] A normal condition of the internal organs.

eustachian (u-sta'ke-an) [named after Bartolommeo *Eustachio*, an Italian anatomist, 1520–1574] See under *canal*, *tube*, *valve*, etc

eustachitis (u-sta-ki'tis). Inflammation of the eustachian tube.

eustachium (u-sta'ke-um). The eustachian tube.

eustenin (u-ste'nin) The double salt of theobromin sodium and sodium iodid, $C_7H_7O_2N_4Na.NaI$ used in arteriosclerosis and angina pectoris Dose, 7–15 gr. (0.5–1 gm.).

Eustrongylus (u-stron'gi-lus) A genus of nematode parasites **E. gi'gas**, a species found commonly in dogs, cattle, horses, and other animals, but rarely in man. It is red in color, 1 to 3 feet in length, and is found mostly in the pelvis of the kidney or free in the peritoneal cavity. It causes atrophy and distention of the kidney. Also called *E. visceralis* and *Strongylus gigas*

eusystole (u-sis'to-le) [Gr *εὖ* well + *systole*]. A normal state of the systole of the heart.

eusystolic (u-sis-tol'ik) Pertaining to or exhibiting a normal cardiac systole

eutectan (u-tek'tan). An acid bismuth salt of guaiacol, used in gastric ulcer, tuberculosis, intestinal catarrh, etc. Dose, 10–20 gr. (0.6–1.3 gm.).

eutectic (u-tek'tik) [Gr *εὖ* well + *τηκτος* melting]. Melting readily: said of a mixture that melts more easily than any of its ingredients. **e. mixture**, a mixture of two or more substances in the proportion that gives the lowest melting-point **e. temperature**, the temperature at which a eutectic mixture melts.

eutelolecithal (u-tel-o-les'ith-al) [Gr *εὖ* well + *telolecithal*] Having an ovum in which the deutoplasm is greatly in excess of the cell protoplasm: said of the ova of birds and many reptiles. Cf. *oligolecithal* and *telolecithal*.

eutexia (u-tek'se-ah) [see *eutectic*]. The union of two solids to form a liquid.

euthanasia (u-than-a'ze-ah) [Gr. *εὖ* well + *θάνατος* death]. An easy or painless death.

euthenic (u-then'ik) Conducive to race improvement through environment.

euthenics (u-then'iks) [Gr. *εὖ* well + *τιθέναι* to thrive]. The science of race improvement through the regulation of environment.

eutherapeutic (u-ther-ap-u'tik) [Gr. *εὖ* well + *therapeutic*]. Having good therapeutic properties.

euthermic (u-ther'mik) [Gr. *εὖ* well + *θέρμη* heat]. Promoting warmth.

euthymol (u-thi'mol). A proprietary antiseptic preparation of eucalyptus and thymol.

euthyphoria (u-the-fo're-ah) [Gr. *εὐθύς* straight + *φέρειν* to bear]. Normal adjustment of the plane of vision so that it coincides with the plane of the horizon.

euthyroidism (u-thi'roi-dism). A condition of normal thyroid function.

eutocia (u-to'se-ah) [Gr. *εὐτοκία*]. Safe, easy, or natural parturition or childbirth

eutrepisty (u'tre-pis-te) [Gr *ἐντρεπής* well prepared]. The practice of administering a remedy before an operation to lessen the danger of infection.

Eutrichom'onas hom'inis. Same as *Enteromonas hominis*.

eutrichosis (u-trik-o'sis) [Gr. *εὖ* well + *θρίξ*, *τρίχος* hair]. A normal development of the hair.

eutrophia (u-tro'fe-ah) A healthy state of nutrition

eutrophic (u-trof'ik) [Gr *εὖ* well + *τροφή* nutrition]. Producing healthy nutrition.

euvaselin (u-vas'el-in). Vaselin the melting point of which is raised by the addition of ceresin.

euxanthon (u-zan'thon). A ketone, dioxydiphenylene ketone oxid, $CO(C_6H_3OH)_2O$, obtained from Indian yellow.

euzone (u'zōn). A white powder said to contain 22 per cent. of hydrogen dioxid.

evacuant (e-vak'u-ant) [L. *evac'uans* making empty]. 1. Emptying; serving to clear the bowels. 2. A remedy which empties any organ, a cathartic, emetic, or diuretic.

evacuation (e-vak-u-a'shun) [L. *evacua'tio*, from *e* out + *vac'uus* empty] 1. An emptying, as of the bowels. 2. A dejection or stool; material discharged from the bowels.

evacuator (e-vak'u-a-tor). An instrument for compelling an evacuation, as of the bowels or bladder, or for removing fluid or small particles from a cavity.

evagination (e-vaj-in-a'shun). A protrusion of some part or organ **optic e.**, the diverticulum in the primitive embryonic fore-brain from which the eye-cup is developed

evanescent (ev-an-es'ent) [L. *evanes'cere* to vanish away]. Vanishing away, passing away quickly; unstable; unfixed.

evaporation (e-vap-o-ra'shun) [L. *e* out + *vapora're* to steam]. Conversion of a liquid or solid into vapor

evatmine (e-vat'min) A proprietary preparation for treating asthma containing pituitary extract, adrenin, and physiologic salt solution.

evectics (e-vek'tiks) [L *eve'here* to lift up] The study of methods of acquiring a good habit of body

eventration (e-ven-tra'shun) [L *eventra'tio* disembowelment, from *e* out + *ven'ter* belly] 1 Protrusion of the bowels from the abdomen 2 Removal of the abdominal viscera **diaphragmatic e.**, elevation of the diaphragm.

eversion (e-ver'shun) [L. *ever'sio*]. A turning outward or inside out.

evert (e-vert') [L *e* out + *ver'tere* to turn]. To turn inside out, to turn out

évidement (a-vēd-maw') [Fr] The operation of scooping out a cavity or a diseased portion of an organ.

évideur (a-ve-dur') [Fr] An instrument for performing évidement.

evisceration (e-vis-er-a'shun) [L. *eviscera'tio*; *e* out + *vis'cus* viscus]. 1 Disembowelment; removal of the entrails or viscera. 2. Removal of the contents of an organ, as the eye. **e. of the eye**, surgical removal of the contents of the eye, the sclera being left intact. **obstetric e.**, the removal of the abdominal and thoracic viscera of the fetus in order to facilitate delivery. **e. of the orbit**, removal of the contents of the orbit, with scooping out of its periosteal lining.

eviscero neurotomy (e-vis"er-o-nu-rot'o-me). Evisceration of the eye with division of the optic nerve.

A TABLE OF THE EXANTHEMATA.

Disease.	Early Symptoms.	Length of Incubation	Site of Eruption.	Character of Exanthem	Later Symptoms	Duration of Eruption.	Duration of Disease	Degree of Contagiousness.	Complications and Sequelæ.	Manner of Convalescence.
Cerebrospinal Meningitis.	Fever, rigors, occipital and abdominal pains; head retracted, delirium and vomiting	Two to four days	General	Herpetic vesication of lips; entire body spotted as with purpura and erythematous patches.	Stasis, ptosis; strabismus, hemiplegia, muscular rigidity.	Various.	Various.	Epidemic.	Arthritis; deafness; pneumonia, keratitis; retrobulbar neuritis; parotiditis	By lysis, often slow.
Dengue.	High fever, pain in back, head, and joints.	Three to five days.	Hands and feet, then the whole body.	Redness of joints, papules or fugacious erythema, with itching: usually recurrent	Fever, pains, and prostration during stages of eruption	Two to five days; often recurrent	Various; often protracted.	Highly contagious.	Parotid and glandular swellings; epistaxis, and other hemorrhages	By lysis, often slow.
Erysipelas.	Chills, mild fever.	One-half to three days	Usually begins on face, in traumatic cases, near wound.	Vivid red, spreading patches; subcutaneous edema, with infiltration	Fever and swellings, headache, sometimes burning pain and suppuration.	May disappear on the fifth, sixth, or seventh day; relapses are usual.	One to three or four weeks.	Specially contagious in cases of wounds.	Phlebitis, peritonitis; pleurisy, laryngeal edema; meningitis.	By crisis.
Glanders.	Chills; high fever; pain; sweating, and acrid coryza	Three to fifteen days.	Face, neck, belly, and extremities.	Papules, changing to hard vesiculated tubercles, which suppurate and become sloughing ulcers	Increased fever, abscesses, and edematous patches, a typhoidal state	. . . . .	. . . . .	Extremely contagious	Bronchitis, pneumonia; pleurisy; gangrene; diarrhea.	Acute cases usually fatal; chronic ones may recover by a slow lysis.
Measles.	Acute catarrh of conjunctiva, nose, and fauces; dark spots on buccal mucosa; bronchitis; photophobia, and headache	Ten days to two weeks	Forehead, face, chin, neck, then downward over the body and limbs.	Small, dark-pink macules in crescentic groups; sometimes confluent	Fever with catarrhal symptoms, followed by a branny desquamation.	Four to eight days.	Fourteen days.	Highly contagious, especially in the early stage.	Bronchitis; pneumonia; otitis; diarrhea; sometimes pulmonary tuberculosis.	Crisis.
Roseola Epidemica, or German measles, Rötheln.	Fever; headache; general pains (usually slight).	Five to twenty-one days.	Scalp and sides of face; hand and forearm; spreading rapidly to body	Minute, rosy, itching papules, variously disposed and grouped	Slight fever; sore throat; conjunctival congestion	Three days.	Four to eight days	Very contagious	Rarely followed by tuberculosis of lungs.	By crisis.
Scarlatina.	Chills, high fever; sore throat, vomiting	Few hours to a week.	Head, face, wrists, abdomen; spreading swiftly.	Minute rosy papules, soon coalescing into a uniform scarlet erythema	Fever, tonsillitis, pharyngitis	Seven to ten days.	Two to three weeks	Highly and increasingly contagious until end of desquamation.	Nephritis; uremia; otitis; rheumatism, etc.	By lysis.
Small-pox; Variola.	Chills, fever, sweating, vomiting, pain in back and head, etc.	Ten days to two weeks	Face, neck, head, wrists, body, and mucosa	Shot-like papules, changing to vesicles and about the fourth day becoming pustules	Ptyalism, after pustulation, chills and secondary fever.	Twenty-one to twenty-five days	Four to five weeks	Extremely contagious.	Keratitis; abscesses, empyema; edema of glottis, etc.	By lysis.

		Six to twenty-five days.	Abdomen, chest, and back.	Small rose-colored spot, disappearing on pressure.	Increased pyrexia, abdominal tenderness, chiefly in right iliac fossa, prostration, delirium, tympanites, hemorrhage, etc.	Three to five days for each crop of spots.	Three to four weeks.	Contagion propagated mainly by the stools.	Intestinal hemorrhage and perforation; peritonitis; pneumonia; suppurative arthritis; gangrene; abscesses, etc.	By lysis; often protracted.
Typhoid Fever.	Approach insidious; weariness; loss of strength; increasing fever; epistaxis; pains; diarrhœa, or constipation.									
Typhus Fever.	Chills, fever, and pain.	Two to twenty-one days.	Side of thorax, abdomen, wrists, and hands; then general, except on face and neck.	Dusky patches, disappearing on pressure, and small, dark-pink papules.	Fever, headache, stupor, delirium.	Two or three weeks, or more.	Two to four weeks.	Highly contagious.	Bronchitis; pneumonia; suppurative arthritis; gangrene; abscesses, etc.	By crisis.
Vaccinia; Cow-pox.	Fever, headache, pain.	Eight days.	Mostly at, or near site of, inoculation.	A papule at site of inoculation, becoming a pustule.	. . . . .	. . . . .	Ten to fifteen days.	By inoculation; rarely communicated from cows to their milkers.	Impure virus may lead to blood-poisoning, syphilis, or other untoward sequelæ.	
Varicella; Chicken-pox.	Feverishness.	Four to sixteen days.	Chest and body generally	Crops of rose-pink papules, which change into vesicles	Fever, mild or sometimes severe, headache.	One or two weeks	. . . . .	Very contagious.	. . . . .	By lysis.

evolution (ev-o-lu'shun) [L. *evolu'tio*, from *e* out + *vol'vere* to roll]. 1. An unrolling. 2. A process of development in which an organ or organism becomes more and more complex by the differentiation of its parts; a continuous and progressive change according to certain laws and by means of resident forces. 3. The theory of early physiologists that the fully formed animal or plant exists in a minute form in the germ-cell. This theory was opposed to that of epigenesis. Called also *preformation* or *incasement*. **bathmic e.**, evolution due to something in the organism itself independent of environment. Called also *orthogenic e.* **Denman's spontaneous e.**, a mechanism of spontaneous version in transverse presentations in which the head rotates behind, and as the breech descends the shoulder ascends in the pelvis, the breech finally coming down and out. **organic e.**, the origin and development of species; the theory that existing organisms are the result of descent with modification from those of past times. **orthogenic e.**, bathmic e. **spontaneous e.**, the unaided expulsion of a transversely placed fetus without the process of version or turning.

evulsion (e-vul'shun) [L. *evul'sio*, from *e* out + *vel'lere* to pluck]. The plucking or tearing out, as of a polypus.

Ewald's enema, test-meal (a'vahlts) [Carl Anton *Ewald*, physician in Berlin, 1845–1915]. See *enema* and *test-meal*.

Ewart's sign (ew'arts) [William *Ewart*, English physician, born 1848]. See under *sign*.

Ewing's sign, tumor (u'ingz) [James *Ewing*, New York pathologist]. See under *sign* and *tumor*.

ex (ex) [L. for "out," "away from"]. A Latin preposition used as a prefix.

exacerbation (ex-as-er-ba'shun) [L. *ex* over + *acer'bus* harsh]. Increase in the severity of any symptoms or disease.

exacrinous (ex-ak'rin-us) [Gr ἐξ outside + κρίνειν to secrete]. Pertaining to the external secretion of a gland.

exalgin (ex-al'jin) [Gr. ἐξ out + ἄλγος pain]. Methylacetanilid, $C_6H_5N(CH_3)COCH_3$, a benzene derivative. it is used as an analgesic and antipyretic Dose, ½–4 gr (0·03,3–0·26 gm.)

exaltation (ex-awl-ta'shun). An abnormal mental state, marked by a feeling of great importance and ecstatic spiritual elevation.

exangia (eks-an'je-ah) [Gr ἐξ out + ἀγγεῖον blood-vessel] Dilatation of a blood-vessel.

exanthem, exanthema (ex-an'them, ex-an-the'mah), pl. *exanthem'ata* [Gr. ἐξάνθημα eruption]. Any eruptive disease; an eruptive fever; also the eruption which characterizes such a fever. See *eruption*. For *table of exanthemata*, see pages 432, 433. **e. subitum**, a condition frequently seen in children marked by remittent fever lasting three days, falling by crisis, and followed a few hours later by a rash on the trunk (Glauzmann). **vesicular e.**, a vesicular eruption in horses marked by the formation of nodules, vesicles, and pustules in the mucous membrane of the vagina and the skin of the vulva and penis.

exanthematous (ex-an-them'at-us). Pertaining to, characterized by, or of the nature of an exanthem.

exanthrope (ex'an-thrōp) [Gr. ἐξ out + ἄνθρωπος man]. Any source of disease not situated within the human body.

exanthropic (ex-an-throp'ik). Of the nature of an exanthrope; not situated within the human body.

exarteritis (ex-ar-te-ri'tis) [*ex* + *arteritis*]. Inflammation of the outer arterial coat.

exarticulation (ex"ar-tik-u-la'shun) [L. *ex* out + *artic'ulus* joint]. Amputation at a joint.

excarnation (ex-kar-na'shun) [L. *ex* out + *ca'ro*, *car'nis* flesh]. Removal of superfluous carneous tissue from a preparation.

excavatio (ex-ka-va'she-o) [L.]. Excavation. **e. papil'læ ner'vi op'tici** [B N A], a depression in the center of the optic papilla. **e. recto-uteri'na** [B N A], the recto-uterine pouch. **e. recto-vesica'lis** [B N A], the rectovesical pouch. **e. vesico-uteri'na** [B N A], the vesico-uterine pouch.

excavation (ex-ka-va'shun) [L. *excava'tio*, from *ex* out + *ca'vus* hollow]. 1. The act of hollowing out. 2. A hollow, or place that has become hollow. **atrophic e.**, the cupping of the optic disk, which is due to atrophy of the optic nerve-fibers. **glaucomatous e.**, cupping of the disk, which is total and due to abnormally high intraocular pressure. **e. of the optic disk**, depression of the optic disk below the retinal surface. **physiologic e.**, partial cupping of the optic disk occurring physiologically.

excavator (ex'ka-va-tor). A form of scoop or gouge for surgeons' use. **dental e.**, an instrument for removing decayed portions of a tooth.

excelsin (ex-sel'sin). A crystalline protein from the brazil nut.

excementosis (ex-se-men-to'sis). Hypertrophy of the cementum of the root of a tooth, hypercementosis.

excentric (ex-sen'trik). Same as *eccentric*.

excerebration (ex''ser-e-bra'shun) [L. *ex* out + *cer'ebrum* brain]. The removal of the brain, chiefly that of the fetus in embryotomy.

excernant (ex-ser'nant) [L. *excer'nere* to excrete, to purge]. Causing an evacuation or discharge.

excipient (ex-sip'e-ent) [L. *excip'iens*, from *ex* out + *cap'ere* to take]. Any more or less inert substance added to a prescription in order to confer a suitable consistency or form to the drug.

excision (ex-sizh'un) [L. *exci'sio*, from *ex* out + *cæ'dere* to cut]. An act of cutting away or taking out.

excitability (ex-sī-tab-il'it-e). Readiness to respond to a stimulus, irritability.

excitable (ex-sīt'a-bl) [L. *excitab'ilis*]. Susceptible of stimulation; responding to a stimulus.

excitant (ex-sīt'ant) [L. *ex* out + *cita're* to call]. Any agent which produces excitation of the vital functions, or of those of the brain.

excitation (ex-si-ta'shun) [L. *excita'tio; ex* out + *cita're* to call]. An act of irritation or stimulation; a condition of being excited. **direct e.**, the stimulation of a muscle by placing an electrode on the muscle itself. **indirect e.**, the stimulation of a muscle through its nerve.

excitatory (ex-si'ta-to-re). 1. Tending to excitation or stimulation. 2. Tending to disassimilation.

excitoglandular (ex-si''to-glan'du-lar). Causing activity of the glandular functions.

excitometabolic (ex-si''to-met-ab-ol'ik). Producing metabolic changes.

excitomotor (ex-si''to-mo'tor). 1. Tending to produce motion or motor function. 2. An agent which induces motion or functional activity.

excitomotory (ex-si-to-mo'to-re). Excitomotor.

excitomuscular (ex-si''to-mus'ku-lar). Causing muscular motion.

excitonutrient (ex-si-to-nu'tre-ent). Exciting or stimulating nutrition.

excitor (ex-si'tor). A nerve, the stimulation of which excites greater action in the part which it supplies.

excitosecretory (ex-si''to-se-kre'to-re). Producing increased secretion.

excitovascular (ex-si''to-vas'ku-lar). Causing vascular changes, with consequent flushings and erections, and probably certain skin diseases.

exclave (ex'klāv) [L. *ex* out + *cla'vis* key]. A detached part of an organ, as of the pancreas or ovary.

exclusion (ex-klu'zhun) [L. *exclu'sio*, from *ex* out + *clau'dere* to shut]. The act or process of ejecting, rejecting, or extruding. Specifically, an operation in which a portion of an organ is separated from the rest of the organ, but is not removed from the body. **diagnosis by e.**, the making of a diagnosis by rejecting one hypothesis after another until the only tenable one remains.

excochleation (ex-kok-le-a'shun) [L. *ex* out + *coch'lea* spoon]. The operation of cureting or scooping out a cavity.

excoriation (ex-ko-re-a'shun) [L. *excoria're* to flay, from *ex* out + *co'rium* skin]. Any superficial loss of substance, such as that produced on the skin by scratching.

excrement (ex'kre-ment) [L. *excremen'tum*, from *ex* out + *cer'nere* to separate]. Fecal matter; matter cast out as waste from the body.

excrementitious (ex''kre-men-tish'us). Pertaining to or of the nature of excrement; fecal.

excrescence (ex-kres'ens) [L. *ex* out + *cres'cere* to grow]. Any abnormal outgrowth; a projection of morbid origin. **cauliflower e.**, soft cancer of the cervix uteri; condyloma acuminatum **fungating e., fungous e.**, a fungous growth in the umbilicus after separation of the umbilical cord; granuloma of the umbilicus.

excrescent (ex-kres'ent). Resembling or of the nature of an excrescence.

excreta (ex-kre'tah) [L., pl.] Matters excreted; waste-matters; materials cast out by the body.

excrete (ex-krēt') [L. *excer'nere*]. 1. To throw off, as waste matter, by a normal discharge. 2. Any excreted or discharged waste matter.

excretin (ex'kre-tin). A crystalline compound, $C_{20}H_{36}O$, derivable from human feces.

excretion (ex-kre'shun) [L. *excre'tio*] 1 The act, process, or function of excreting. 2. The material elaborated by the process of excreting.

excretory (ex'kre-to-re). Of or pertaining to or subserving excretion.

excursion (ex-kur'shun) [L. *excur'sio*, from *ex* out + *cur'rere* to run]. A wandering off from, as of the eyes from a midposition.

excystation (ex-sis-ta'shun). Escape from a cyst or envelope.

exemia (ex-e'me-ah) [Gr ἐξ out + αἷμα blood] Loss of blood from the circulation, though not from the body, a term that has been applied to surgical shock.

exencephalia (ex''en-sef-a'le-ah) [Gr. ἐξ out + ἐγκέφαλος brain]. Congenital exposure of the brain of a teratism.

exencephalous (ex-en-sef'al-us). Characterized by exencephalia.

exencephalus (ex-en-sef'al-us) [Gr. ἐξ out + ἐγκέφαλος brain]. A monster having an imperfect cranium, with the brain on the outside of the skull.

exencephaly (ex-en-sef'al-e). Exencephalia.

exenteration (ex-en-ter-a'shun) [Gr. ἐξ out + ἔντερον bowel]. Same as *evisceration*.

exenteritis (ex-en-ter-i'tis). Inflammation of the peritoneal covering of the intestine.

exercise bone (ex'er-sīz). A bone developed in a muscle, tendon, or fascia, and formed as a result of overexercise. **passive e.**, muscular exercise produced by mechanical means (massage, passive movements, etc.) without voluntary effort on the part of the patient.

exeresis (ex-er'es-is) [Gr ἐξ out + εἵρεσις taking]. Removal or exclusion of a nerve, vessel, or other part or organ.

exesion (ex-e'zhun) [L *exe'dere* to eat out]. The gradual destruction of superficial parts of a tissue.

exfetation (ex-fe-ta'shun) [L. *ex* out + *fœ'tus*]. Extra-uterine pregnancy.

exflagellation (ex-flaj-el-a'shun) [L. *ex* out + *flagel'lum*]. The protrusion or formation of flagella by a protozoön, such as the formation of

microgametes (male gametes) from a microgametocyte in malaria.

exfoliation (ex-fo-le-a'shun) [L. *ex* out + *fo'lium* leaf]. A falling off in scales or layers.

exhalation (ex-ha-la'shun) [L. *exhala'tio*, from *ex* out + *hala're* to breathe]. 1. The giving off of watery or other vapor, or of an effluvium. 2. A vapor or other substance exhaled or given off.

exhaustion (ex-hawst'yun) [L. *ex* out + *hauri're* to drain]. 1. Privation of energy with consequent inability to respond to stimuli. 2. Withdrawal. 3. Condition of emptiness caused by withdrawal. 4. Emptying by a process of withdrawal **heat e.**, a form of heat stroke occurring commonly among workers in furnace rooms, foundries, etc, although it may occur from exposure to the sun's heat. It is marked by subnormal temperature, with depression and sometimes collapse. Called also *heat prostration*. **nervous e.**, depression of vital functions due to excessive demands upon the nervous energy; neurasthenia.

Exhib. Abbreviation for L. *exhibea'tur*, let it be given.

exhibit (ex-hib'it) [L. *exhibe're* to give out]. To administer as a remedy.

exhibitionism (ex-hib-ish'un-izm). The insane habit of exposing the genital organs.

exhilarant (ex-hil'ar-ant) [L. *exhila're* to gladden]. 1. Causing elevation or gladness. 2. An enlivening or elating agent.

exhumation (ex-hu-ma'shun) [L. *ex* out + *hu'mus* earth]. Disinterment; removal of the dead body from the earth after burial

exitus (ek'sit-us) [L.]. A going out; an exit or outlet. **e. pel'vis**, the inferior outlet of the pelvis.

Exner's nerve, plexus (ex'nerz) [Siegmund *Exner*, Austrian physiologist, 1846–1926]. See under *nerve* and *plexus*.

exo- [Gr. ἔξω outside]. A prefix meaning outward.

exocardia (ex-o-kar'de-ah) [Gr. ἔξω outside + καρδία heart]. Displacement or abnormal position of the heart.

exocardiac, exocardial (ex-o-kar'de-ak, ex-o-kar'de-al) [Gr. ἔξω outside + καρδία heart]. Situated, occurring, or developed outside the heart.

exocataphoria (ex"o-kat-af-o're-ah) [Gr. ἔξω outward + *cataphoria*]. The condition in which the visual axis turns downward and outward.

exochorion (ex-o-ko're-on). That part of the chorion which is derived from the ectoderm.

exocœloma (ex"o-se-lo'mah). That part of the cœlom which is situated in the extra-embryonic region of the embryo.

exocolitis (ex"o-ko-li'tis) [Gr. ἔξω without + *colitis*]. Inflammation of the outer coat of the colon.

exocrin, exocrine (ex'o-krin) [Gr. ἔξω without + κρίνειν to separate]. The external secretion of a gland.

exocyclic (ex-o-sik'lik). A term applied to cyclic chemical compounds having their double bond in the side chain.

exodic (ex-od'ik) [Gr. ἔξω out + ὁδός way]. Centrifugal or efferent.

exodin (ex'o-din). A yellow, tasteless, insoluble powder, diacetyl-rufigallic-acid tetramethyl ether. It is a tonic cathartic. Dose, 5–20 gr. (0.3–1.2 gm.).

exodontia (ex-o-don'she-ah) [Gr. ἐξ out + ὀδούς tooth]. 1. The extraction of teeth. 2. Forward protrusion of the teeth.

exodontist (ex-o-don'tist). A specialist in extraction of teeth.

exodontology (eks-o-don-tol'o-je). That department of dentistry which deals with extraction of the teeth.

exodyne (ex'o-dīn) [Gr. ἐξ out + ὀδύνη pain]. An antipyretic and anodyne mixture of acetanilid, sodium salicylate, and sodium bicarbonate.

exo-enzyme (ex-o-en'zīm). An extracellular enzyme; an enzyme which acts outside of the cells in which it originates.

exogamy (ex-og'am-e) [Gr. ἔξω out + γάμος marriage]. Protozoan fertilization by the union of elements that are not derived from the same cell. Cf. *autogamy* and *endogamy*.

exogastritis (ex"o-gas-tri'tis). Inflammation of the external coat of the stomach.

exogen (ex'o-gen). An obsolete term for a dicotyledonous plant.

exogenetic (ex"o-jen-et'ik) [Gr. ἔξω outward + γενναν to produce]. Not arising within the organism, but due to an external cause.

exogenic, exogenous (ex-o-jen'ik, ex-oj'en-us) [Gr. ἔξω out + γεννᾶν to produce]. 1. Growing by additions to the outside; in botany, belonging to the class of the exogens. 2. Developed or originating outside the body.

exognathion (ex-o-gna'the-on) [Gr. ἔξω outside + γνάθος jaw]. The alveolar process of the upper jaw.

exohemophylaxis (ex"o-he-mo-fi-lak'sis) [Gr ἔξω outside + αἷμα blood + *phylaxis*]. A procedure consisting of mixing arsphenamin with some of the patient's blood and then injecting the mixture, the object being to reduce the sensitiveness of the blood.

exohysteropexy (ex-o-his'ter-o-pek-se) [Gr. ἔξω outward + ὑστέρα uterus + πῆξις fixation]. Uterine fixation by implanting the fundus in the abdominal wall.

exol (ex'ol). A local anesthetic compound: used in dentistry.

exolever (ex'o-le-ver). A lever-like instrument for extracting tooth roots.

exometer (ex-om'et-er). An apparatus for measuring the fluorescent quality of the Röntgen ray in comparison to units of candle-power.

exometritis (ex"o-me-tri'tis) [Gr. ἔξω out + μήτρα womb + -ιτις inflammation]. Inflammation of the peritoneal or outer surface of the uterus.

exomphalos (ex-om'fal-os) [Gr. ἐξ out + ὀμφαλός navel]. 1. Hernia of the abdominal viscera into the umbilical cord. 2. Umbilical hernia

exopathic (ex-o-path'ik). Of the nature of an exopathy; originating outside the body.

exopathy (ex-op'ath-e) [Gr. ἔξω out + πάθος disease]. A disease originating in some cause lying outside the organism.

exophoria (ex-o-fo're-ah) [Gr. ἔξω out + φέρειν to bear]. A tendency of the eyes to deviate outward.

exophoric (ex-o-for'ik). Characterized by exophoria.

exophthalmic (ex-of-thal'mik). Of or pertaining to or characterized by exophthalmos.

exophthalmometer (ex-of-thal-mom'et-er). An instrument for measuring the amount of exophthalmos.

exophthalmos, exophthalmus (ex-of-thal'mos, ex-of-thal'mus) [Gr. ἐξ out + ὀφθαλμός eye]. Abnormal protrusion of the eyeball. **pulsating e.**, exophthalmos with pulsation and bruit, due to aneurysm pushing the eye forward.

exophylactic (ex"o-fi-lak'tik). Pertaining to exophylaxis.

exophylaxis (ex"o-fi-lax'is) [Gr. ἐξω outside + φυλαξις a guarding]. Prophylaxis against disease from the outside, such as the protective influence of the skin. Cf. *esophylaxis*.

exoplasm (ex'o-plazm) [Gr. ἔξω outside + πλάσμα something formed]. See *ectoplasm*.

exorbitism (ex-or'bit-izm) [L. *ex* out + *or'bita* orbit]. Protrusion of the eyeball from the orbit; exophthalmos.

exormia (ex-or'me-ah) [Gr. ἐξ out + ὁρμή rush]. Any papular disease of the skin.

exosepsis (ex-o-sep'sis) [Gr. ἔξω out + σῆψις decay]. Septic poisoning which does not originate within the organism.

exoserosis (ex"o-se-ro'sis). An oozing of serum or exudate, as in moist skin diseases and edema.

exoskeleton (ex-o-skel'e-ton) [Gr. ἔξω out + σκελετόν skeleton]. A hard structure developed on the outside of the body, as the shell of a crustacean. In vertebrates the term is applied to structures produced by the epidermis, as hair, nails, hoofs, teeth, etc.

exosmose, exosmosis (ex'os-mōs, ex-os-mo'sis) [Gr. ἐξ out + ὠσμός impulsion]. Diffusion or osmosis from within outward; movement outward through a diaphragm or through vessel-walls.

exosplenopexy (ex-o-sple'no-peks-e)[Gr. ἔξω out + σπλήν spleen + πῆξις fixation]. The operation of suturing the spleen upon the outside of the body or in the wound.

exospore (ex'o-spōr). See *spore*.

exosporium (ex-o-spo're-um). The external layer of the envelop of a spore.

exostosis (ex-os-to'sis) [Gr. ἐξ out + ὀστέον bone]. A bony growth projecting outward from the surface of a bone or tooth. **e. bursa'ta,** an exostosis from the epiphyseal portion of a bone, consisting of bone and cartilaginous tissue covered by a connective-tissue capsule. **e. cartilagin'ea,** a variety of osteoma consisting of a layer of cartilage developing beneath the periosteum of a bone. **dental e.,** a morbid growth from the root of a tooth. **ivory e.,** a bony growth of great density. **e. multi'plex cartilagin'ea,** the occurrence of multiple cartilaginous growths upon the skeletal system.

exoteric (ex-o-ter'ik) [Gr. ἐξωτερικός outer]. Generated or developed outside the organism.

exothermal, exothermic (ex-o-ther'mal, -ther'mik) [Gr. ἔξω outside + θέρμη heat]. Marked by the evolution of heat, liberating heat or energy from its potential forms. Cf. *endothermic*.

exothymopexy (ex-o-thi'mo-pek-se) [Gr. ἔξω out side + *thymus* + Gr. πῆξις fixation]. The operation of enucleating the thymus gland from its fossa and suturing it to the top of the sternum.

exothyropexia, exothyropexy (ex"o-thi-ro-pex'e-ah, ex-o-thi'ro-pek-se) [Gr. ἔξω outside + *thyroid* + Gr. πῆξις fixation]. The operation of drawing out the enlarged thyroid gland through an incision and letting it shrivel on the outside.

exotic (ex-ot'ik). Of foreign origin; not native.

exotospore (ex-o'to-spōr). The needle-like spore (sporozoïte) of the malarial parasite by which it enters the blood-corpuscle. Called also *oxyspore* and *raphidiospore*.

exotoxic (ex-o-tok'sik) [Gr. ἔξω outside + *toxic*]. Pertaining to or produced by an exotoxin.

exotoxin (ex-o-tok'sin). A toxin excreted by an organism into the surrounding medium. It can usually be obtained apart from the organism by filtration without destroying the organism

exotropia (ex-o-tro'pe-ah) [Gr. ἔξω outward + τροπή turning]. Divergent strabismus; abnormal turning of one or both eyes outward.

expansion (ex-pan'shun) [L. *expan'dere* to spread out]. 1. Increase in surface, extent, or bulk. 2. An extended surface, as of a tendinous or nervous structure. **cubic e.,** expansion in volume or in all dimensions. **linear e.,** increase of length. **superficial e.,** increase in length and breadth.

expectant (ex-pek'tant) [L. *expec'tans*, from *ex* out + *specta're* to watch]. Watching and waiting. Expectant treatment is that in which the disease is left to nature's cure, the physician merely relieving the symptoms.

expectation of life (ex-pek-ta'shun). The number of years which any person of a given age or class may reasonably expect to live. **curtate e. of l.,** the number of entire years in the expectation of life.

expectorant (ex-pek'to-rant) [L. *ex* out + *pec'tus* breast]. 1. Promoting the ejection by spitting of mucus or other fluids from the lungs and trachea. 2. A medicine which promotes expectoration. **stimulant e.,** an expectorant used to expel secretions that are already formed. **Stokes's e.,** a preparation of ammonium carbonate, fluidextracts of senna and of squill, and camphorated tincture of opium in syrup of tolu.

expectoration (ex-pek-to-ra'shun). 1. The act of coughing up and spitting out materials from the lungs and trachea. 2. The material so ejected; suptum. (For varieties of expectoration see under *sputum*.)

experiment (ex-per'im-ent) [L. *experimen'tum*]. A procedure gone through in order to discover or to demonstrate some fact or general truth. **Goltz's e.,** striking a frog on the abdomen will produce stoppage of the heart's action. **heat-puncture e.,** stimulation, mechanical or electric, of the corpus striatum, which produces a rise of temperature. **Küss's e.,** injection of a solution of opium or belladonna into the bladder produces no symptoms of poisoning, thus proving the impermeability of the bladder epithelium. **Mariotte's e.** (to demonstrate the blind spot of the eye), an eye is fixed on the center of a cross marked on a card on which is also marked a large spot. The card is moved to or from the face, and at a certain distance the image of the spot will disappear. **Nussbaum's e.,** ligation of the renal arteries of an animal in order to isolate the glomeruli of the kidneys from the circulation. **O'Beirne's e.,** the experiment of injecting air or water into a loop of intestine passed through a hole in a sheet of paper done to demonstrate the causation of strangulated hernia. **Römer's e.,** the placing of abrin in the conjunctiva to show the formation of antitoxins. **Toynbee's e.,** the experiment of partially exhausting the air in the tympanum by swallowing while the nose and mouth are closed.

expiration (ex-pi-ra'shun) [L. *ex* out + *spira're* to breathe]. The act of breathing out or expelling air from the lungs or chest.

expiratory (ex-pīr'a-to-re). Subserving or pertaining to expiration.

expirium (eks-pi're-um). An expiration.

expiscation (ex-pis-ka'shun). The long-continued study of symptoms for diagnostic purposes.

explant (ex-plant'). To take from the body and place in an artificial medium for growth. See also *implantation*.

explode (ex-plōd) [L. *explo'dere*, from *ex* out + *plau'dere* to clap the hands]. 1. To cause to undergo sudden and violent decomposition. 2. To undergo sudden and violent decomposition.

exploration (ex-plo-ra'shun) [L. *explora'tio*, from *ex* out + *plora're* to cry out]. An act of search, investigation, or careful examination, as in diagnosis.

exploratory (ex-plo'ra-to-re) [L. *explorato'rius* pertaining to research]. Subserving an exploration.

explorer (ex-plor'er). An instrument for use in exploration.

explosion (ex-plo'zhun) [L. *explo'sio*]. 1. A sudden and violent outbreak, as of emotion. 2. The discharge of a neural cell.

explosive (ex-plo'siv). Characterized by explosions, or by sudden and violent outbreaks.

exponent (eks'po-nent). A symbol placed above and at the right of another symbol to indicate that the latter is to be raised to the power indicated by the former; as, x^2. **hydrogen e.,** a figure used to express the hydrogen-ion concentration of a liquid. It is the logarithm of the figure expressing the concentration. It is represented by the symbol pH.

expression (ex-presh'un) [L. *expres'sio*]. The act of squeezing or pressing out: a term used in pharmacy, surgery, and obstetrics.

expulsive (ex-pul'siv) [L. *ex* out + *pel'lere* to drive]. Driving or forcing out; tending to expel.

expuralgin (ex-pur-al'jin). Potassium magnesium acetyl citrate: used as an analgesic and antirheumatic. Dose, 10 gr. (0.65 gm.).

exsanguinate (ex-sang'win-āt) [L. *ex* out + *san'guis* blood]. 1. To deprive of blood. 2. Bloodless; exsanguine; anemic.

exsanguination (ex-san-gwin-a'shun). The forcible expulsion of the blood from a part.

exsection (ex-sek'shun). Same as *excision*.

exsector (ex-sek'tor). A cutting-instrument for use in performing exsections.

exsiccant (ex-sik'ant). Drying or absorbing moisture; also an agent so acting.

exsiccate (ex'sik-āt) [L. *ex* out + *sic'cus* dry]. To dry thoroughly; in chemistry, to deprive of the water of crystallization.

exsiccation (ex-sik-a'shun) [L. *ex* out + *sic'cus* dry]. The act of drying; in chemistry, the deprival of a crystalline substance of its water of crystallization.

exsiccosis (ex-sik-o'sis) [See *exsiccation*] The bodily state produced by low water intake.

exsomatized (ek-so'mat-īzd) [L. *ex* out of + Gr. *σῶμα* body]. Removed from the body.

exstrophy (ex'stro-fe) [Gr. *ἐξ* out + *στρέφειν* to turn]. The congenital eversion or turning inside out of an organ, as the bladder. **e. of the bladder,** a congenital malformation in which from deficiency of the abdominal wall and bladder, the latter organ appears to be turned inside out, having the internal surface of the posterior wall showing through the opening in the anterior wall.

ext. Abbreviation for *extract*.

extemporaneous (ex-tem-po-ra'ne-us) [L. *extempora'neus*]. Prepared on the spot or for immediate use· used of prescriptions and medicines.

extension (ex-ten'shun) [L. *exten'sio*]. 1. The movement by which the two ends of any part are pulled asunder. 2. A movement which brings the members of a limb into or toward a straight condition **Bardenheuer's e.,** extension for fractured limbs with longitudinal, transverse, and rotary pulls, designed to produce extension in all the directions in which the muscles which cause the displacement act. **Buck's e.,** the extension of a fractured leg by weights, the foot of the bed being raised so that the body makes counterextension. **nail e.,** extension exerted on the distal fragment of a fractured bone by means of nails which are driven into the fragment.

extensometer (ex-ten-som'e-ter) [L. *exten'sus* extension + Gr. *μέτρον* measure]. An instrument for measuring distortion of specimens under test.

extensor (ex-ten'sor) [L.]. Any muscle which performs extension. See *muscles, table of*.

exterior (ex-te're-or) [L.]. Situated on or near the outside; outer.

extern, externe (ex'tern). A physician belonging to the staff of a hospital, but attending only during the day and living outside, also a member of a hospital staff who attends to patients of the outpatient department.

external (ex-ter'nal) [L. *exter'nus* outside]. Situated or occurring on the outside; performed outside the body

exteroceptive (ex"ter-o-sep'tiv). Sherrington's term for the external surface field of distribution of receptor organs. See *interoceptive, proprioceptive,* and *receptor*

exteroceptor (ex"ter-o-sep'tor). Sherrington's name for terminal sense organs (receptors) which receive stimuli acting on the organism from without; the receptors which are situated in the ectodermal covering of the body. See *interoceptor*.

extima (ex'tim-ah) [L. "outermost" (tunic)]. The outermost coat of an artery.

extinguish (ex-ting'wish) [L. *extin'guere*]. To put out, as a fire; to render extinct.

extirpation (ex-tir-pa'shun) [L. *extirpa're* to root out, from *ex* out + *stirps* root]. Complete removal or eradication of a part.

extogan (ex'to-gan). Zinc peroxid, a light yellowish, tasteless powder, insoluble in water. It contains 9.8 per cent. of active oxygen.

extorsion (ex-tor'shun) [L. *ex* out + *tor'sio* twisting]. An outward rotation of the vertical corneal meridians.

extra (ex'trah). A Latin word meaning outside of, beyond, in addition.

extra-anthropic (ex"trah-an-throp'ik). Same as *exanthropic*.

extra-articular (ex"trah-ar-tik'u-lar) [L. *ex'tra* beyond + *artic'ulus* joint] Situated or occurring outside a joint.

extrabronchial (ex"trah-brong'ke-al). Outside of or independent of the bronchial tubes.

extrabuccal (ex-trah-buk'al). Outside of the mouth.

extrabulbar (ex-trah-bul'bar). Outside of or away from a bulb, as the medulla oblongata or the urethral bulb.

extracapsular (ex-trah-kap'su-lar). Situated or occurring outside a capsule.

extracarpal (ex-trah-kar'pal). Just outside the region of the wrist.

extracellular (ex-trah-sel'u-lar). Outside of a cell or cells.

extracorporeal (ex"trah-kor-po're-al) [L. *ex'tra* beyond + *cor'pus* body]. Outside of the body: said of the stages of a parasite passed elsewhere than in the host.

extracorpuscular (ex"trah-kor-pus'ku-lar). Outside of the corpuscles.

extracranial (ex-trah-kra'ne-al). Outside of the cranium.

extract (ex'trakt) [L. *extrac'tum*, from *ex* out + *tra'here* to draw]. A preparation obtained by exhausting a drug with a menstruum (water, alcohol, ether, or other solvent), evaporating it to complete or approximate dryness, and then adjusting the product to a fixed standard. The official extracts are those of belladonna, cannabis, cascara sagrada, colchicum, colocynth, compound extract of colocynth, ox-gall, glycyrrhiza, pure extract of glycyrrhiza, hyoscyamus, malt, nux vomica, rhubarb, and stramonium. **acetic e.,** an extract in which acetic acid is the menstruum used. **adrenal e.** Same as *suprarenal e.* **alcoholic e.,** one in which alcohol is used as the menstruum. **ammoniated e.,** one which is prepared by exhausting with ammonia as the menstruum. **animal e.,** an extract from some organ of an animal, obtained by digestion with a mixture of glycerin, alcohol, and boric acid, and believed to contain the active principle of the organ **antityphoid e.** See *Jez's e.* **aqueous e.,** one in which water is the menstruum employed. **beef e.,** a watery extract of the soluble constituents of beef evaporated to a semisolid consistency at a low temperature in a vacuum. **ciliary e.,** a therapeutic preparation of the ciliary body of the ox: used in eye diseases. **compound e.,** one that is prepared from more than one drug. **dry e.,** a preparation, usually of some narcotic drug, made by drying the extract and powdering it with sugar of milk or some other inactive ingredient. **ethereal e.,** one in which ether is used as the dissolving menstruum. **fluid e.** [L. *flu"idextrac'tum, e. liq'uidum*], a concentrated solution of the active principle of a drug of such strength that 100 c.c. of the product represent 100 gm. of the crude drug. **Goulard's e.,** liquor plumbi subacetatis. **infundibular e.,** an extract of the infundibular part of the pituitary body. **Jez's e.,** a reddish extract from the organs of animals injected with typhoid bacilli: used in typhoid fever

as an antitoxic. Called also *antityphoid e.* **Leube's e. of beef,** extract from beef that has been predigested by boiling with hydrochloric acid. **leukocyte e.,** an extract of leukocytes obtained from exudates produced in the pleural cavities of animals by the injection of an irritant: said to increase the immunizing power of the organism into which it is injected. **Liebig's e.,** an aqueous extract of beef evaporated to the consistence of a soft solid. **mammary e.,** an extract from the mammæ of sheep: given to check hemorrhage and arrest the growth of uterine fibromata. Dose, 5 gr. (0.3 gm.). **parotid e.,** an extract made from the parotid gland of animals: used in dysmenorrhea. Dose, 5 gr. (0.3 gm.). **pilular e.,** a solid or semisolid extract of some drug. **pollen e.,** a solution of protein from the pollen of certain plants, such as ragweed, used in the diagnosis and treatment of hay-fever. **powdered e.,** an extract that has been dried and pulverized. **renal e.,** an extract from the kidney of animals· recommended for morbid conditions due to deranged nitrogenous metabolism. **soft e.,** one which has a pilular consistence **solid e.,** one prepared by evaporating a solution of the active part of a drug. **splenic e.,** an extract made from the spleen of sheep and oxen given in anemia and typhoid fever. Dose, 5 gr. (0.3 gm). **suprarenal e.,** a principle extracted from the suprarenal bodies, having the property of producing constriction of vessels when applied locally· used to produce vascular constriction in inflammation of the eyes and nose and in operations upon these parts, and also as a cardiac tonic. See *adrenalin.* **thebaic e.,** an anodyne opium preparation.

extraction (ex-trak'shun) [L. *ex* out + *tra'here* to draw]. 1. The process or act of pulling or drawing out. 2. The preparation of an extract. **e. of a cataract,** the surgical removal of a cataractous lens. **flap e.,** extraction of cataract by an incision which makes a flap of cornea.

extractive (ex-trak'tiv). Any substance present in an organized tissue, or in a mixture in a small quantity, and requiring to be extracted by a special method.

extractor (ex-trak'tor). An instrument used in drawing out, pulling, or extracting.

extractum (ex-trak'tum) [L., from *ex* out + *tra'here* to draw]. An extract.

extracystic (ex-trah-sis'tik). Outside a cyst or the bladder.

extradural (ex-trah-du'ral). Situated or occurring outside the dura mater.

extra-embryonic (ex"trah-em-bre-on'ik). Not a part of the embryo proper: applied to that portion of the embryo outside of the umbilical stalk.

extra-epiphyseal (ex"trah-ep-e-fiz'e-al). Away from, or unconnected with, an epiphysis.

extra-expiratory (ex"trah-eks-pi'rat-o-re). Relating to forced expiration.

extragenital (ex"trah-jen'it-al). Lying or originating outside the genital organs.

extrahepatic (ex"trah-he-pat'ik). Outside of, or unconnected with, the liver.

extraligamentous (ex"trah-lig-am-en'tus). Occurring outside a ligament.

extramalleolus (ex"trah-mal-e'o-lus). The outer malleolus of the ankle-joint; the lower end of the fibula.

extramarginal (ex"trah-mar'jin-al). Below the limit of consciousness.

extramastoiditis (ex"trah-mas-toid-i'tis). Inflammation of the outer surface of the mastoid process and of the superincumbent tissues.

extramedullary (ex-trah-med'ul-a-re). Situated or occurring outside any medulla, especially the medulla oblongata.

extramural (ex-trah-mu'ral) [L. *ex'tra* + *mu'ra* wall]. Situated or occurring without a wall.

extraneous (ex-tra'ne-us) [L. *extra'neus* external]. Existing or belonging outside the organism.

extranuclear (ex-trah-nu'kle-ar). Situated or occurring outside a nucleus.

extraparenchymal (ex"trah-par-en'kim-al). Outside of or formed outside of the parenchyma.

extrapelvic (ex-trah-pel'vik). Unconnected with the pelvis.

extraperineal (ex"trah-per-in-e'al). Away from the perineum.

extraperiosteal (ex"trah-per-e-os'te-al). Outside of or independent of the periosteum.

extraperitoneal (ex"trah-per-it-o-ne'al). Situated or occurring outside the peritoneal cavity.

extraplacental (ex"trah-pla-sen'tal). Independent of the placenta.

extraplantar (ex-trah-plan'tar). On the outside of the sole of the foot.

extrapolar (ex-trah-po'lar). Situated or occurring outside or not between the poles, as of a battery.

extraprostatic (ex"trah-pros-tat'ik). Not connected with the prostate gland.

extraprostatitis (ex"trah-pros-tat-i'tis). Paraprostatitis.

extrapulmonary (ex-trah-pul'mo-na-re). Not connected with the lungs.

extrapyramidal (ex-trah-pi-ram'id-al). Outside of the pyramidal tracts.

extrarectus (ex-trah-rek'tus). The external rectus muscle of the eye.

extraserous (ex-trah-se'rus). Outside of a serous cavity.

extrasomatic (ex"trah-so-mat'ik). Unconnected with the body.

extrasyphilitic (ex"trah-sif-il-it'ik). Superadded to a syphilitic virus or lesion.

extrasystole (ex-trah-sis'to-le). A premature contraction of the heart which is independent of the normal rhythm and arises in response to an impulse in some part of the heart other than the sino-auricular node. **auricular e.,** an extrasystole in which the stimulus is thought to arise in the remains of the cardiac tube incorporated in the auricle elsewhere than at the sinus. **auriculoventricular e.,** one in which the stimulus is supposed to arise in the auriculoventricular node; called also *nodal e* **infranodal e.,** ventricular extrasystole. **interpolated e.,** a contraction taking place between two normal heartbeats. **nodal e.** See *auriculoventricular e.* **retrograde e.,** a premature ventricular contraction followed by a premature auricular contraction, due to transmission of the stimulus backward over the bundle of His. **ventricular e.,** one in which the stimulus is thought to arise in the ventricular portion of the auriculoventricular bundle.

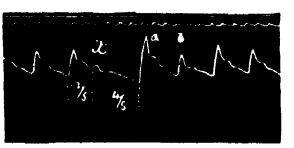

Tracing of the radial pulse in a patient suffering from occasional extrasystoles The extrasystole occurs at *x*. Note the compensatory pause of four-fifths of a second and the large pulse wave terminating this pause (Hay).

extratracheal (ex-trah-tra'ke-al). Situated or occurring outside the trachea.

extratubal (ex-trah-tu'bal). Outside of a tube.

extratympanic (ex-trah-tim-pan'ik). Outside the tympanum of the ear.

extra-uterine (ex-trah-u'ter-in). Situated or occurring outside the uterus.

extravaginal (ex-trah-vaj'in-al). Outside of the vagina or of a sheath.

extravasation (ex-trav-as-a'shun) [L. *ex'tra* beyond + *vas* vessel]. 1. A discharge or escape,

as of blood, from a vessel into the tissues. 2. The process of being extravasated. 3. Blood or other substance which has been extravasated. **punctiform e.**, one which causes a tissue to be covered with minute bloody points.

extravascular (ex-trah-vas'ku-lar). Situated or occurring outside a vessel or the vessels.

extraventricular (ex"trah-ven-trik'u-lar). Situated or occurring outside a ventricle.

extravisual zone (ex-trah-viz'u-al). See *visual zone*, under *zone*

extremital (ex-trem'it-al). Pertaining to or situated at an extremity.

extremitas (ex-trem'it-as). Latin for *extremity*.

extremity (ex-trem'it-e) 1. The terminal portion of anything. 2. A limb; an arm or leg.

extrinsic (ex-trin'sik) [L. *extrin'secus*, from *ex'tra* outside + *se'cus* otherwise]. Coming from or originating outside; having relation to parts outside the organ or limb where found.

extrospection (ex-tro-spek'shun) [L. *ex'tra* outside + *spec'ere* to look]. The reverse of introspection. the continued habit of inspecting one's own skin, associated with mysophobia, or insane dread of dirt.

extroversion (ex-tro-ver'shun) [L. *extrover'sio*, from *ex'tra* outside + *ver'tere* to turn] 1 A turning inside out; exstrophy 2. A turning of the libido outward toward some object. Cf. *introversion*.

extrude (eks-trood'). To occupy a position of extrusion; said of a tooth.

extrudoclusion (ex-tru-do-klu'zhun). In dentistry, extrusion.

extrusion (ex-tru'zhun). A pushing out, a forcing out or expulsion, in dentistry, the condition of a tooth when it is pushed too far forward from the line of occlusion

extubate (ex-tu'bāt) [L. *ex* out + *tu'ba* tube]. To remove a tube from.

extubation (ex-tu-ba'shun). The removal of a tube.

exuberant (ex-u'ber-ant) [L. *exubera're* to be very fruitful]. Copious or excessive in production; showing excessive proliferation.

exudate (ex'u-dāt) [L. *ex* out + *suda're* to sweat]. A substance thrown out by exudation, any adventitious substance deposited in or on a tissue by a vital process or a disease.

exudation (ex-u-da'shun) [L. *exsuda'tio*, from *ex* out + *suda're* to sweat]. 1 The outpouring of an adventitious substance, which becomes deposited in or upon the tissues. 2 An exudate.

exudative (ex'u-da-tiv). Of or pertaining to a process of exudation.

exulcerans (eks-ul'ser-anz). Ulcerating.

ex ulcera'tio sim'plex. Superficial ulceration of the stomach.

exumbilication (ex"um-bil-e-ka'shun) [L. *ex* out + *umbilicus*]. 1. Marked protrusion of the navel. 2. Umbilical hernia.

exuviæ (ex-u've-e) [L. *exu'ere* to strip]. 1. Cast-off epidermis. 2. A slough.

exuviation (ex-u-ve-a'shun) The shedding of any epithelial structure, as of the deciduous teeth.

eye (i) [L. *ocu'lus*; Gr. *ὀφθαλμός*]. The organ of vision. In shape the eye consists of a large sphere, with the segment of a smaller sphere, the *cornea*, in front. It is composed of three coats—the *sclerotic* and *cornea*, the *choroid*, and the *retina*—each coat being divided into several layers. Within the three coats are the refracting media—namely, the *aqueous humor*, the *crystalline lens*, and the *vitreous humor*. The sclerotic, or external coat, is white and fibrous. Posteriorly the fibers of the optic nerve enter through small perforations in the *lamina cribrosa*. The inner surface is attached to the choroid by delicate connective tissue, the *lamina fusca*. The *cornea* is composed of five layers, the internal layer being a serous membrane, and sometimes called *Descemet's membrane*. The *choroid*, or middle coat, is chiefly composed of blood-vessels and pigment. Anteriorly, it terminates near the periphery of the lens in folds called the *ciliary processes*. The *retina*, or internal coat, is chiefly composed of nerve tissue, and is made up of three principal layers. The external layer, or Jacob's membrane, is composed of terminal nerve-cells, which, from their shape, are called the *rods and cones*. The *iris* is a curtain with a central perforation, the *pupil*, and is composed of smooth muscular fibers arranged both in a circular and in a radiating manner. It varies in color, and is suspended in the aqueous humor in front of the lens The *ciliary ligament* is a ring of connective-tissue fibers surrounding the iris. The *ciliary muscle* surrounds the periphery of the iris and controls the convexity of the lens during accommodation. The *aqueous humor* fills the cavity between the cornea in front and the lens behind. The *vitreous humor* fills the space back of the lens, and is a clear, jelly-like substance containing mucin. It is surrounded by the *hyaloid membrane*. The *lens*, or *crystalline humor*, is a double convex lens between the vitreous and aqueous humors, and is held in place by an elastic *capsule* and *suspensory* ligament. The arteries of the eye are the short ciliary, the long ciliary, the anterior ciliary, and the central artery of the retina. The nerves are the optic and the long and short ciliary nerves. **Bright's e.**, the eye as affected in chronic disease of the kidney. **cinema e.** See *Klieg e.* **epiphyseal e.** See *parietal e.* **fixing e.**, in strabismus, the eye which is directed toward the object of vision. **Klieg e.**, a condition marked by conjunctivitis, edema of the eyelids, lacrimation, and photophobia due to exposure to the intense lights (Klieg lights) used in making moving picture photographs. Called also *cinema e.* **monochromatic e.**, an eye which can perceive only one color. **parietal e.**, in some lower vertebrates a modification of the pineal body to form a dorsal median eye; called also *parietal organ*, *pineal e.*, *epiphyseal e.* **pheasant's e.**, Adonis. **pineal e.** See *parietal e.* **pink e.**, acute epidemic conjunctivitis produced by hemophilus of Koch-Weeks. **reduced e., schematic e.**, an apparatus with two refracting elements, one representing the cornea and the other the lens, also a picture or drawing illustrating, but not exactly representing, the structure of the eye **Snellen's reform e.**, an artificial eye composed of two concavoconvex plates with an empty space between. **squinting e.**, the affected eye in stabismus. **trichromatic e.**, the normal eye: one in which the red, green, and blue end-organs are in a normal state.

eye-area (i'a're-ah). A nerve-center in the frontal portion of the cortex.

eyeball (i'bawl). The globe or ball of the eye.

eyebrow (i'brow). The supercilium: the bony ridge and fold of skin above either eye; also the hairy cover of the same.

eye-cup (i'kup). An embryonic structure developed from the optic evagination which develops into the retina.

eye-ground (i'ground). The fundus of the eye, which can be seen on ophthalmoscopic examination.

eyelash (i'lash). A cilium or hair growing upon the edge of an eyelid.

eyelid (i'lid). Either one of the two movable lids or curtains which protect the eye in front.

eye memory. Memory for visual impressions.

eye-minded. Remembering chiefly the impressions made on the eye.

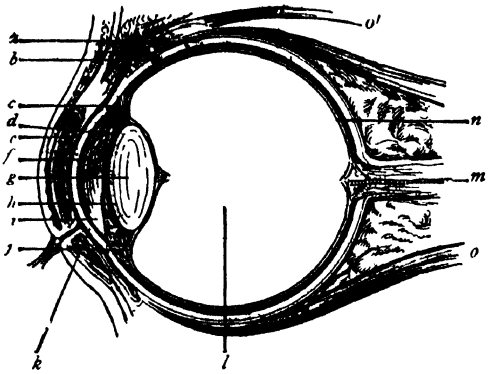

Vertical section through the eyeball · *a*, sclera; *b*, choroid, *c*, ciliary muscle, *d*, iris, *e*, cul-de sac of conjunctiva; *f*, anterior chamber and aqueous humor, *g*, crystalline lens, *h*, posterior chamber; *i*, angle of anterior chamber, *j*, suspensory ligament of lens; *k*, cornea, *l*, vitreous, *m*, optic nerve with central artery of retina, *n*, retina, *o*, *o'*, ocular muscles

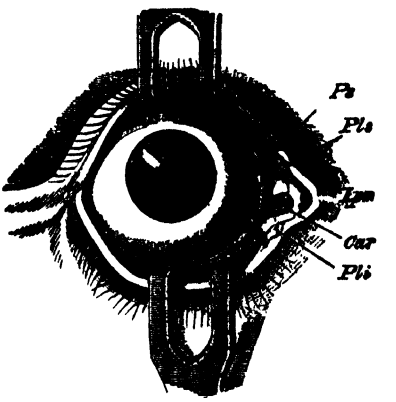

Right eye from before, the eyelids separated by hooks: *Ps*, plica semilunaris, *Pls*, *Pli*, superior and inferior lacrimal puncta, *Car*, lacrimal caruncle; *Lpm*, internal tarsal ligament

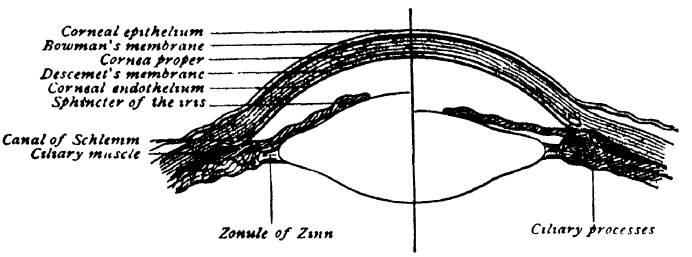

Comparative diagram showing the change in the shape of the crystalline lens during accommodation The right side shows the lens at rest

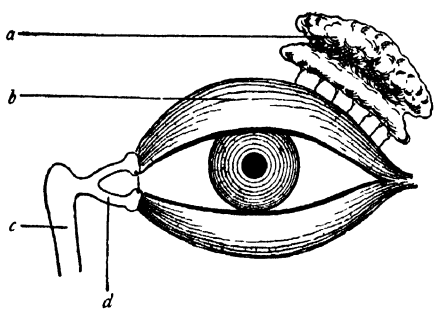

Diagram of the lacrimal apparatus · *a*, lacrimal gland, *b*, tarsal cartilage; *c*, nasal duct; *d*, lacrimal canaliculus.

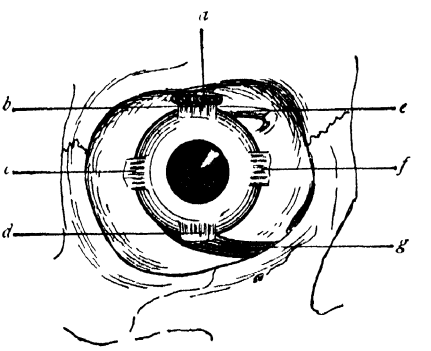

The external ocular muscles *a*, levator of upper lid; *b*, superior rectus, *c*, external rectus, *d*, inferior rectus, *e*, superior oblique, *f*, internal rectus, *g*, inferior oblique

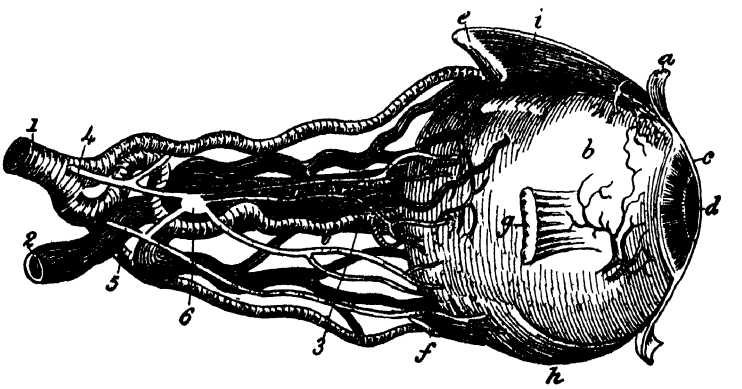

The eye with its nerves and blood-vessels · *a*, section of conjunctiva; *b*, sclerotic; *c*, cornea; *d*, pupil; *e*, section of superior rectus muscle; *f*, inferior rectus muscle; *g*, external rectus muscle; *i*, superior oblique muscle; 1, ophthalmic artery; 2, ophthalmic vein; 3, optic nerve; 4, ophthalmic nerve; 5, motor nerve of eye; 6, ophthalmic or lenticular ganglion.

eyepiece (i'pēs). The lens or combination of lenses in a microscope which is next the eye, and which magnifies the image made by the objective. See *ocular*. **e. micrometer.** See under *micrometer*.

eye-shield (i'shēld). A covering for the eyes to protect them from light or from injury.

eye-speculum (i'spek'u-lum). An appliance for keeping the eyelids apart.

eye-spot (i'spot). The rudiment of an eye in the embryo.

eye-stone (i'stōn). The operculum of a small shell or other small calcareous object: used for removing foreign substances from the eye.

eye-strain (i'strān). Weariness of eye from overuse or from uncorrected defect in focus of eye.

eye-tooth (i'tooth). An upper canine tooth.

eye-wash. See *collyrium*.

F

F. 1. An abbreviation for *Fahrenheit, fiat, field of vision, Furstenau,* and *formula*. 2. The chemic symbol of *fluorin*.

F_1. The "first filial generation" produced by crossing two unlike individuals.

F_2. The "second filial generation" produced by mating together two members of the F_1 generation.

FA. Abbreviation for *fatty acid*.

F. A. Abbreviation for *field ambulance*.

fabella (fa-bel'ah), pl. *fabel'læ* [L. "little bean"]. A sesamoid fibrocartilage on the gastrocnemius muscle.

fabere sign (fab'er-e). See *Patrick's test*, under *tests*.

Fabiana (fab-e-a'nah). See *pichi*.

fabism (fa'bizm) [L. *fa'ba* bean]. A disease of Italy caused by eating of the bean, *Vi'cia fa'ba*. Cf. *lathyrism*.

Fabricius (fab-ris'e-us), **Hieronymus** [It. Geronimo *Fabrizio*]. An Italian anatomist and surgeon, born 1537, died 1619. He was a pupil of Fallopius and was the teacher of Harvey.

F.A.C.D. Abbreviation for *Fellow of the American College of Dentists*.

face (fās) [L. *fa'cies*]. The anterior aspect of the head from the forehead to the chin inclusive. **dish f., dished f.,** a facial deformity characterized by a prominence of the forehead, as recession of the midface and lower half of the nose, a lengthening of the upper lip, and a prognathic chin, called also *facies scaphoidea* **Hippocratic f.** See *facies hippocratica*. **moon-shaped f.,** the peculiar rounded face characteristic of myxedema.

facet (fas'et) [Fr. *facette*]. 1 Any small plane surface on a hard body, as on a bone. 2. A small abraded spot on a tooth.

facial (fa'shal) [L. *facia'lis*]. Pertaining to the face. In dentistry, designating the outer surfaces of the teeth collectively (A. D. A.).

facies (fa'she-ēz) [L. for "face"]. 1. The face. 2. The expression or appearance of the face. 3. [B N A] A surface **f. abdomina'lis,** the expression of the face characteristic of abdominal disease. It is a pinched, anxious, furrowed face, with nose and upper lip drawn up. **adenoid f.,** the stupid expression, with open mouth, seen in children with adenoid growths. **f. ante'rior,** anterior surface. [B N A] The anterior surface of a molar or premolar tooth. **aortic f.,** the facial appearance of persons with aortic insufficiency: the cheeks are somewhat shrunken, the complexion pale and sallow, and the sclera pale and bluish. **f. articula'ris,** an articular surface. **f. bucca'lis** [B N A], the buccal surface of a molar tooth. **cardiac f.,** the anxious expression of patients with heart disease, marked by bright, watery, staring eyes, wide palpebral slits, tensely held mouth, and face slightly shrunken. **f. contac'tus** [B N A]. See *contact surface*, under *surface*. **Corvisart's f.,** the facial expression characteristic of cardiac insufficiency. **f. dorsa'lis,** dorsal surface. **f. hepat'ica,** a thin face with sunken eyeballs, sallow complexion, and yellow conjunctivæ, characteristic of certain chronic disorders of the liver. **f. hippocrat'ica,** the hippocratic countenance: a drawn, pinched, and livid appearance of the face, indicative of approaching extinction. **Hutchinson's f.,** a peculiar appearance in ophthalmoplegia externa the eyeballs are fixed, the eyebrows raised, and the lids drooping. **f. labia'lis** [B N A], the labial surface of a tooth. **f. latera'lis** [B N A], lateral surface. **f. leonti'na,** "lion's face": a peculiar, lion-like appearance of the face, seen in certain cases of leprosy. See *leontiasis*. **f. lingua'lis** [B N A] See *lingual surface*, under *surface*. **Marshall Hall's f.,** the facies of hydrocephalus. **f. masticato'ria** [B N A], the chewing surface of a tooth. **f. media'lis** [B N A], the medial surface. **mitral f., mitrotricuspid f.,** the expression of patients with mitral disease, marked by rosy, flushed cheeks, dilated capillaries, and cyanosis. **myopathic f.,** the peculiar facial expression produced by relaxation of the facial muscles. **f. os'sea** [B N A], the bony skeleton of the face. **f. ova'rica, f. ovari'na,** an anxious look expressive of ovarian disease. **Parkinson's f.,** a stolid expression of face pathognomonic of paralysis agitans. **f. poste'rior,** posterior surface. **f. scaphoi'dea.** See *dish face*, under *face*. **f. symphy'seos,** the symphysis pubis. **typhoid f., f. typho'sa,** the vacant and bewildered, often wild and defiant, expression, with face flushed and of a dusky, leaden hue, seen in early stages of typhoid fever. **f. uteri'na,** the facial expression characteristic of uterine disease. **f. vola'ris,** volar surface. **Wells's f.,** the facial expression of ovarian disease.

facilitation (fas-il-it-a'shun). The promotion or hastening of any natural process; the reverse of inhibition. Specifically, the effect produced in nerve tissue by the passage of an impulse. The resistance of the nerve is diminished so that a second application of the stimulus evokes the reaction more easily. Called also *Bahnung*. Cf. *law of facilitation*.

faciobrachial (fa"she-o-bra'ke-al). Pertaining to the face and arm

faciocervical (fa"she-o-ser'vik-al). Affecting the face and neck.

faciolingual (fa"she-o-ling'wal) [L. *fa'cies* face + *lin'gua* tongue]. Pertaining to the face and tongue.

facioplasty (fa"se-o-plas'te). Plastic surgery of the face.

facioplegia (fa"se-o-ple'je-ah) [L. *fa'cies* face + Gr. πλήγη stroke]. Facial paralysis.

facioscapulohumeral (fa"she-o-skap"u-lo-hu'meral). Pertaining to the face, scapula, and arm.

F. A. C. P. Abbreviation for *Fellow of the American College of Physicians*.

F. A. C. S. Abbreviation for *Fellow of the American College of Surgeons*.

factitious (fak-tish'us) [L. *factic'ius*]. Artificial; not natural.

factor (fak'tor) [L. *fac'tor* marked]. 1. One of the elements that contribute to produce a result. 2. One of the quantities or symbols which, when multiplied together, give a result. 3. Same as *gene*. **P.-P. f.**, a substance present in lean meat, milk, green vegetables, eggs, yeast, and some butter which cures or prevents pellagra. It may be a part of or identical with water-soluble vitamin B. **Trapp's f.**, the last two figures expressive of the specific gravity of urine; when multiplied by 2 they give the number of parts of solids per 1000.

facultative (fak'ul-ta-tiv). Not obligatory; voluntary; potential, capable of assuming a part.

faculty (fak'ul-te) [L *facul'tas*]. 1. Any normal power or function, especially a mental one 2. The corps of professors and instructors of a college or university. **fusion f.**, the power of blending into one the two images seen by the two eyes

Fadenreaction (fah"den-re-ak'shun) [Ger.]. See *Mandelbaum's reaction*, under *reaction*.

fæcal, fæces, etc. See *fecal, feces*, etc.

fæcin (fēk'in). A proprietary yeast preparation.

fænum græcum (fe'num gre'kum) [L. "Greek hay"]. See *fenugreek*.

fagaramidin (fa-gar-am'id-in). A compound obtained from the root of *Fagara xanthyloides;* it has a narcotic action on cold-blooded animals.

Faget's sign (fazh-āz') [Jean Charles *Faget*, a French physician, born 1818]. See under *sign*.

fagin (fa'jin) [L. *fa'gus* beech]. A narcotic principle from the nut of the beech.

fagol (fa'gol). A condensation product of creosote and formaldehyd.

fagopyrism (fag-op'ir-izm) [L. *fagopyrum* buckwheat]. Poisoning by buckwheat.

Fahr. Abbreviation for *Fahrenheit*.

Fahrenheit (fah'ren-hīt) [Gabriel Daniel *Fahrenheit*, a German physicist, 1686–1736]. Noting a thermometer, also a thermometric scale, invented by Fahrenheit. See *thermometer*.

faint, fainting (fānt, fānt'ing). See *syncope*.

faith-cure (fāth'-kūr). The cure or attempted cure of disease by exercise of faith on the part of the patient.

falcadina (fahl-ka-de'nah). A disease of Istria characterized by the formation of papillomata.

falcate, falciform (fal'kāt, fal'sif-orm) [L. *falx* sickle + *for'ma* form]. Shaped like a sickle.

falcial (fal'shal). Pertaining to a falx.

falcula (fal'ku-lah) [L.]. The falx cerebelli.

falcular (fal'ku-lar) [L. *falx* sickle]. Sickle-shaped.

fallectomy (fal-ek'to-me). Excision of a portion of the fallopian tube.

falling of the womb (fawl'ing). The abnormal descent of the uterus into the vagina.

falling-sickness. See *epilepsy*.

fallopian (fal-o'pe-an) [Gabriello *Fallopio* (*Fallopius*), an Italian anatomist, 1523–1562]. Described by or named for Fallopius. See *aqueduct, hiatus, ligament, tube*, etc.

fallostomy (fal-os'to-me). Salpingostomy.

fallotomy (fal-ot'o-me). Division of the fallopian tube.

false (fawlz) [L. *fal'sus*]. Not true; not genuine; apparent, but not real.

falx (falks), pl. *fal'ces* [L. for "sickle"]. A sickle-shaped organ or structure. **f. cerebel'li** [B N A], the process of dura which intervenes between the cerebellar hemispheres. **f. cer'ebri** [B N A], the dural fold which separates the cerebral hemispheres. **f. inguina'lis** [B N A], the conjoined tendon. **f. ligamento'sa**, the falciform ligament.

fames (fa'mēz). Latin for *hunger*.

familial (fam-il'e-al) [L. *famil'ia* family]. Affecting the different members of a family.

family (fam'il-e). 1. A group descended from a common ancestor. 2. In classification, the main division of an order. **degenerate f.**, a family that produces many socially unfit members and few desirable members. Several such family histories have been worked out. **Jukes f.**, a family located mostly in New York State; the history covers five generations. **Kallikak f.**, an American family with two branches; one unfit, the other highly respectable; history from the American Revolution. **Zero f.**, a Swiss family of three branches, two of which are respected and one very unfit. A very complete history from the 17th century.

famine fever. Relapsing fever. See *fever*.

Fanapa'pea intestina'lis. See *Chilomastix mesnili*.

fandorine (fan'do-rin). A proprietary preparation for the internal treatment of female diseases.

fang (fang). 1. The root of a tooth. 2 A carnassial tooth of a beast or the envenomed tooth of a serpent.

fanghi di sclefani (fang'e de skle-fah'ne). Volcanic earth used in treatment of acne rosacea.

fango (fan'go) [Ital.]. A clay or mud from thermal springs at Battaglio, in Italy, applied to gouty and rheumatic joints, etc.

fangotherapy (fan-go-ther'ap-e) [*fango* + Gr. *θεραπεία* treatment]. Treatment by the application of fango.

Fannia (fan'e-ah). A genus of flies, the larvæ of which are often found in human feces. *F. canicula'ris* is the lesser house fly and *F. scala'ris* is the latrine fly.

fan-sign. See under *sign*.

fantascope (fan'tas-kōp) [*fantasy* + Gr. *σκοπεῖν* to view]. An apparatus for enabling a person to converge the eyes, and so observe certain phenomena of binocular vision

Far. Abbreviation for *faradic*.

Farabeuf's triangle (far-ab-ufs') [Louis Hubert *Farabeuf*, French surgeon, 1841–1910] See under *triangle*.

farad (far'ad) [Michael *Faraday*, an English physicist, 1791–1867]. The unit of electric capacity; the capacity to hold one coulomb with a potential of one volt.

faradic, faradaic (far-ad'ik, far-ad-a'ik). Pertaining to faradism.

faradimeter (far-ad-im'et-er) [*faradic* + Gr. *μέτρον* measure]. An instrument for measuring faradic electricity.

faradipuncture (far"ad-i-punk'chur). The application of the faradic current by means of needle-electrodes thrust into the tissues

faradism (far'ad-izm). 1. Induced electricity. 2. Induced electricity in a rapidly alternating current. 3. Faradization.

faradization (far"ad-iz-a'shun). The therapeutic use of induced currents. **galvanic f.**, the use of a galvanic or continuous electric current conjointly with that of an alternating current.

faradocontractility (far"ad-o-kon-trak-til'it-e). Contractility in response to faradic stimulus.

faradomuscular (far"ad-o-mus'ku-lar). Resulting from the application of the faradic current to a muscle.

faradonervous (far"ad-o-ner'vus). Resulting from the application of the faradic current to a nerve.

faradopalpation (far"ad-o-pal-pa'shun). Galvanopalpation.

farcin du bœf (far-sa d'bef'). See *cattle farcy*, under *farcy*.

farcinoma (far-sin-o'mah). A glanderous tumor.

farcy (far'se). The more chronic and constitutional form of glanders. See *glanders*. **button f.**, farcy characterized by the formation of small tubercular nodules in the skin of the limbs, thorax, and abdomen. **cattle f.**, a disease of cattle caused by infection with *Streptothrix farcinica* (*Ac-*

tinomy'ces nocar'dii), and characterized by the formation of cheesy nodules in the subcutaneous tissue and the organs. **cryptococcus f.** See *lymphangitis epizoötica*.

fardel-bound (far'del-bownd). Having an inflamed abomasum and distended omasum, so that chewing of the cud is impossible; a condition seen in cattle and sheep.

fareol (fa're-ol). A proprietary antipyretic and anodyne preparation.

farfara (far'far-ah). The dried leaves of *Tussilago farfara*. See *Tussilago*.

farina (fa-ri'nah) [L.]. 1. Meal or flour. 2. A starchy food prepared from maize. **f. ave'na**, oatmeal. **f. trit'ici**, wheaten flour.

farinaceous (far-in-a'se-us) [L. *farina'ceus*]. 1. Of the nature of flour or meal. 2. Starchy; containing starch.

farinometer (far-in-om'et-er). An instrument for determining the percentage of gluten in flour.

far-point (far'point) [L. *punc'tum remo'tum*]. The farthest point at which, with the greatest relaxation of accommodation, objects can be distinctly seen.

far-sight (far'sīt). See *hypermetropia* and *presbyopia*.

Farr's law (farz) [William *Farr*, English medical statist, 1807–1883]. See under *law*.

Farre's line (farz) [Frederick John *Farre*, an English gynecologist, 1804–1886]. See *line*.

Farre's tubercles (farz) [John Richard *Farre*, an English physician, 1775–1862]. See under *tubercle*.

Fasc. Abbreviation for L. *fascic'ulus*, bundle.

fascia (fash'e-ah) [L. "band"]. 1. A sheet or band of tissue which invests and connects the muscles. 2. A serrated band under the hippocampus minor. **Abernethy's f.**, a sheet of areolar tissue lying over the external iliac artery. **anal f.**, the ischiorectal fascia. **aponeurotic f.**, any fascia that serves to keep a muscle in its place and to connect muscles and tendons. **bicipital f.**, a fascia given off from the biceps tendon of the arm, continuous with the deep fascia of the forearm. **Buck's f.**, the continuation of Colles' fascia upon the penis. **f. bul'bi** [B N A], Tenon's capsule. **f. of Camper**, the superficial layer of the superficial fascia over the lower portion of the abdomen. **cervical f., deep**, one that invests the muscles, vessels, and nerves of the neck. **cervical f., superficial**, a thin lamina external to the platysma myoides. **f. cine'rea**, a band extending from the lateral striæ of the corpus callosum to the fascia dentata. **clavipectoral f.**, the costocoracoid membrane. See under *membrane*. **Cloquet's f.**, the areolar tissue closing the femoral ring. **Colles's f.**, the deep layer of the superficial perineal fascia **Cooper's f.**, the fascia transversalis. **cremasteric f.**, a thin covering of the spermatic cord, formed by fibers of the cremasteric muscles. **cribriform f.**, that part of the superficial fascia of the thigh which covers the saphenous opening. **f. cribro'sa** [B N A], cribriform fascia **Cruveilhier's f.**, the superficial perineal fascia. **cuneate f.**, a continuation of the dorsolateral column of the spinal cord into the oblongata. **deep f.**, a dense, firm, fibrous membrane investing the trunk and limbs, and giving off sheaths to the various muscles. Called also *aponeurotic f* **Dénonvillier's f.**, a portion of the rectovesical fascia between the rectum and prostate gland. **f. denta'ta, dentate f., f. denta'ta hippocam'pi** [B N A], a serrated strip of gray matter under the inner border of the hippocampus major. **f. diaphrag'matis pel'vis infe'rior** [B N A], the ischiorectal fascia. **f. diaphrag'matis pel'vis supe'rior** [B N A], the rectovesical fascia. **f. diaphrag'matis urogenita'lis infe'rior** [B N A], the superficial layer of the triangular ligament. **f. diaphrag'matis urogenita'lis supe'rior** [B N A], the deep layer of the triangular ligament **endothoracic f.**, a dome-shaped structure at the root of the neck, to which the deep cervical fascia is attached. **extrapleural f.**, a structure sometimes found at the root of the neck, a prolongation of the endothoracic fascia: important as possibly modifying the auscultatory sounds at the apex of the lung. **fibro-areolar f.** Same as *superficial f.* **Godman's f.**, a fascia at the root of the neck, extending to the pericardium. **iliac f.**, a strong fascia covering the inner surface of the iliac and psoas muscles. **iliopectineal f.**, the fascia covering the floor of the iliopectineal fossa and made up of the iliac and pectineal fasciæ. **infundibuliform f.**, a process of the transversalis fascia over the spermatic cord. **intercolumnar f.**, the pouch which covers the spermatic cord and testis. **ischiorectal f.**, that which covers the perineal side of the levator ani. **f. la'ta** [B N A], the wide, dense sheaths of the muscles of the thigh. **lumbodorsal f.**, the combined lumbar and dorsal fasciæ. **masseteric f.**, a layer of the deep cervical fascia covering each masseter muscle. **f. nu'chæ**, the layer of fascia beneath the trapezius and rhomboid muscles. **obturator f., f. obturato'ria** [B N A], the parietal layer of the pelvic fascia. **palmar f.**, a stout layer beneath the skin of the palm. **pectineal f.**, the pubic portion of the fascia lata. **pelvic f.**, the fibrous lining of the interior of the pelvis. **perineal f.**, three layers of fascia between the muscles of the perineum. **plantar f.**, the deep fascia of the sole. **f. pro'pria.** 1 One of the coverings of an oblique inguinal hernia, derived from the infundibuliform fascia. 2. The metamorphosed fascial covering of a femoral hernia. **f. rec'ta**, the sheath of the rectus muscle **rectovesical f.**, the fascia forming the inner sheath of the levator ani muscle. **Richet's f.**, a fold of extraperitoneal fascia enveloping the obliterated umbilical vein. **scalene f.** Same as *Sibson's f.* **Scarpa's f.**, a part of the deep layer of superficial fascia of the abdomen which overlies Poupart's ligament. **Sibson's f.**, the scalenus minimus muscle. See under *muscles, table of*. **spermatic f., external intercolumnar f.**, a fascia connected with the pillars of the external abdominal ring. **f. spira'lis**, a form of spiral bandage. **superficial f.**, a thin and open lamina lying directly beneath the skin. **f. of Tenon**, a fibrous sheath inclosing part of the eyeball, and helping to form the tunica vaginalis of the eye. **Thomson's f.**, occasional yellowish fibers covering the inner half of the external abdominal ring. **thyrolaryngeal f.**, the fascia investing the thyroid body and attached to the cricoid cartilage **transversalis f.**, that which lies between the transversalis muscle and the peritoneum. **Tyrrell's f.** Same as *Dénonvillier's f.*

fascial (fash'e-al). Pertaining to or of the nature of a fascia.

fasciaplasty (fash'e-ah-plas-te) [*fascia* + Gr. πλάσσειν to form]. A plastic operation on a fascia.

fascicular, fasciculate, fasciculated (fas-ik'u-lar, fas-ik'u-lāt, fas-ik'u-la-ted). Clustered together. **f. bladder**, a bladder in which there is muscular hypertrophy, due to obstruction, the muscular bundles interlacing in all directions.

fasciculation (fas-ik-u-la'shun). Arrangement in fasciculi.

fasciculus (fas-ik'u-lus) [L. dim. of *fas'cis* bundle]. A small bundle or cluster, chiefly of nervous or muscular fibers; specifically, a subdivision of the funiculi of the spinal cord, containing fibers belonging to more than one tract. The term is sometimes used as synonymous with *tract*. **f. aberrans of Monakow**, the rubrospinal tract. **f. acus'ticus**, one of a series of white striæ extending transversely across the floor of the fourth ventricle of the brain. **f. ante'rior pro'prius**

[B N A]. See *f. pro'prius*. **f. anterolatera'lis superficia'lis** [B N A], a bundle of nerve-fibers in the ventral and lateral funiculus of the spinal cord which includes among other tracts the spinotectal tract and ventral spinocerebellar tract. Called also *Gowers's tract* and *fasciculus ventrolateralis superficialis*. **f. arcua'tus**, the superior longitudinal fasciculus. **Arnold's f.**, the frontal tract of the crusta. **f. atrioventricula'ris, auriculoventricular f.** Same as *bundle of His*. **f. cerebellospina'lis** [B N A]. See *spinocerebellar tract*, under *tract*. **cuneate f., f. cunea'tus**, the lateral portion of the dorsal funiculus of the spinal cord; called also *column of Burdach*. **f. dorsolatera'lis**, a fasciculus of the spinal cord made up of unmyelinated fibers from the dorsal roots together with myelinated fibers of the fasciculus propius. Called also *Lissauer's tract* and *marginal bundle*. **f. ex'ilis**, a cluster of muscle-fibers connecting the flexor pollicis longus with the inner condyle of the humerus, or with the coronoid process of the ulna. **extrapyramidal motor f.**, the rubrospinal tract. **Flechsig's f.**, the anterior ground-bundle and the lateral ground-bundle. See under *bundle*. **Foville's oblique f.**, the peduncle of the cerebellum **fundamental f.** See *f. pro'prius*. **f. of Gowers.** See *f. anterolateralis superficialis*. **f. gra'cilis** [B N A], the median portion of the dorsal funiculus of the spinal cord; called also *column of Goll*. **f. innomina'tus**, either of two bundles of nerve-fibers within the medulla oblongata, continuous with the fasciculus teres. **f. interfascicula'ris**, the comma tract or tract of Schultze; a fasciculus of fibers in the dorsal part of the fasciculus proprius containing some descending branches of the dorsal root fibers. **f. latera'lis pro'prius** [B N A]. See *f. proprius*. **longitudinal f., posterior**, a bundle of nerve-fibers in the pons and crus joining the corpora quadrigemina and the nuclei of the fourth and sixth nerves with the structures below; called also *medial longitudinal bundle* and *posterior longitudinal bundle*. **f. longitudina'lis media'lis** [B N A] Same as *longitudinal f., posterior*. **maculary f.**, a class or system of nerve-fibers which originate in the macula lutea. Some are uncrossed (on the temporal side) and others are crossed fibers (on the nasal side of the retina). **f. margina'lis ventra'lis**, a fasciculus made up of the tectospinal tract and the vestibulospinal tract. **Meynert's f.** See *f. retroflexus*. **f. obli'quus pon'tis** [B N A], a fasciculus of fibers in the ventral surface of the pons extending from the anterior mesal portion outward and backward. **f. occipitofronta'lis** (of Déjérine), a bundle of fibers in the brain extending along the external angle of the lateral ventricle, within the corona radiata, above the caudate nucleus, and beneath and external to the corpus callosum, and between the cingulum and the superior longitudinal bundle of Burdach. **olivary f.**, a fillet beneath and inclosing the olivary body. **oval f.**, an area of descending fibers in the posterior funiculus of the spinal cord near the posterior septum; called also *median root zone*. **f. pedunculomamilla'ris** [B N A], a tract of fibers extending from the mammillary body to the tegmentum and base of the cerebral peduncle. **f. pro'prius.** 1. That part of the white matter of the spinal cord which borders the gray matter and contains correlation fibers. It is arranged in dorsal, lateral, and ventral subdivisions; called also *ground bundle*, *basis bundle*, and *fundamental bundle*. 2. The arcuate fibers of the cerebrum. **pyramidal f., direct**, a part of the anterior column of the cord extending to the pyramid. Called also *f. of Türck*. **f. retroflex'us** [B N A], a small bundle of nerve-fibers running from the habenula to the interpeduncular space; called also *Meynert's fasciculus* and *habenulopeduncular tract*. **f. of Rolando**, the enlarged head of the posterior cornu of gray matter in the oblongata **f. rotun'dus.** Same as *solitary f.* **solitary f.**, fibers that connect the internal capsule and the lenticular nucleus with parts below. Called also *tractus solitarius*, *respiratory bundle*, and *solitary bundle*. **f. subcallo'sus**, a tract of long association fibers beneath the callosum, running to the frontal, occipital, and parietal lobes. **f. sulcomargina'lis**, fibers of the ventral fasciculus proprius adjacent to the ventral fissure of the spinal cord. **Tarin's f.**, fascia dentata. **f. te'res**, the funiculus teres. **f. thalamomammilla'ris** [B N A]. See *mammillothalamic tract*, under *tract*. **trineural f.**, a small bundle of nerve-fibers in the upper part of the spinal cord, connecting the glossopharyngeal and vagus nerves. **f. of Türck.** Same as *pyramidal f.* **unciform f., uncinate f., f. uncina'tus** [B N A], a set of fibers connecting the frontal and temporosphenoid lobes. **f. ventrolatera'lis superficia'lis.** See *f anterolateralis superficialis*.

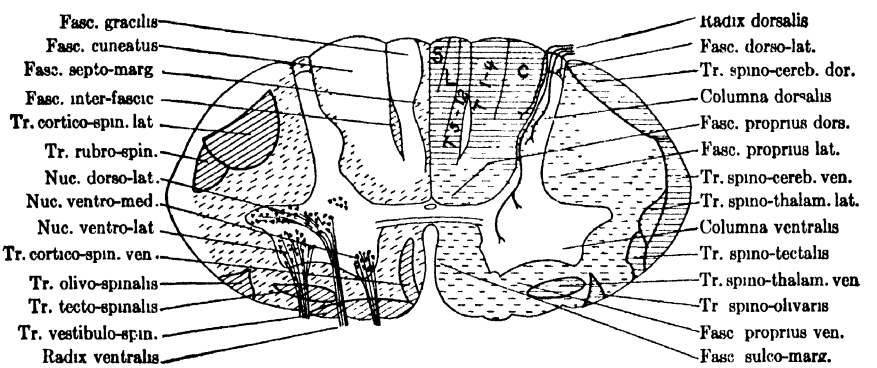

Diagram of a cross-section through the human spinal cord to illustrate arrangement of the fiber tracts in the white matter and of the nerve-cells in the gray matter of the ventral column In the white matter the outlines of some of the more important tracts are schematically indicated, ascending fibers on the right side and descending fibers on the left (Herrick).

fasciitis (fas-e-i'tis). Inflammation of fascia.

fasciodesis (fas-e-od'e-sis) [L. *fas'cia* + Gr. δέσις binding]. The operation of suturing a tendon to a fascia.

Fasciola (fas-i'o-lah). A genus of flukes. **F. gigan'tica**, a species resembling *F. hepatica*, but larger and found in the livers of oxen, goats, giraffes, zebras, etc., in Senegambia. **F. hepat'ica**, the common liver-fluke of sheep, oxen, goats, horses, and other herbivorous animals. It is occasionally found in the human liver, where it may cause dangerous symptoms by obstructing the biliary passages, causing enlargement of the liver, with degeneration and cyst formation. Several snails

of the genus Limnæa act as invertebrate hosts. Called also *Fasciola humana, F. venarum,* and *Distoma hepaticum*



Fasciola hepatica (Mitchell).

fasciola (fas-e'o-lah) [L. "strip of cloth"]. The fascia dentata. **f. cine'rea,** the upward extension of the fascia dentata.

fasciolar (fas-e'o-lar). Pertaining to the fasciola or fascia dentata.

Fasciolet'ta ilioca'na. Same as *Echinostoma iliocanum.*

fascioliasis (fas-e-o-li'as-is). Infection of the organism with *Fasciola hepatica.*

Fasciolop'sis bus'kii. A trematode worm found in the gallbladder and duodenum of residents in Asia. It is the largest of the intestinal flukes, and is said to cause indigestion, nausea, headache, and diarrhea. The intermediate hosts are the mussels, *Planorbis cœnosus* and *Segmentina largillierti.* Other species are *F. fuelleborni* from Calcutta and Egypt, *F. goddardi* from China, *F. rathouisi* from Asia, *F. spinifera* from China.

fascioplasty (fash'e-o-plas-te). See *fasciaplasty.*

fasciorrhaphy (fas-e-or'af-e) [*fascia* + Gr *ῥαφη* suture]. The suturing together of torn or divided fascia.

fasciotomy (fas-e-ot'o-me) [*fascia* + Gr *τέμνειν* to cut]. Surgical incision and division of a fascia.

fascitis (fas-i'tis). Inflammation of a fascia.

fast (fast). Resistant to destruction or to staining: said of bacteria. Cf. *acid-fast* and *serum-fast.*

fastidium (fas-tid'e-um). Repugnance to food.

fastigatum (fas-tig-a'tum) [L. "pointed"]. The nucleus fastigii, or tegmental nucleus.

fastigium (fas-tij'e-um) [L. "ridge"]. 1. The angle at the junction of the inferior vermiform process with the velum musculare anterius. 2. The acme, or highest point, as of a fever.

fastness (fast'nes). The property of bacteria to resist the action of stains or of destructive agents.

fat (fat). 1. The oily substance that covers the connective tissue of an animal; mainly a compound of stearic, palmitic, and oleic acids with glycerol. 2 In chemistry, an organic ester consisting of the glycerol radical, C_3H_5, combined with a fatty acid. **f.-cell, f.-necrosis,** etc. See under *cell, necrosis,* etc. **chyle f.,** fat in the form of an extremely fine emulsion taken into the chyle by the lymphatics of the intestine. **masked f.,** fat that exists in a tissue, but is not revealed by staining methods **f.-milk,** centrifugalized cows' milk which contains in very nearly exact proportions the elements of human milk, except that the lactose is somewhat deficient. **molecular f.,** fat occurring in fine specks within the cells. **neutral f.,** a compound of a fatty acid and glycerin. **f.-pad.** See under *pad.* **protein f.** See *soap albumin,* under *albumin* **f.-thrill,** a peculiar thrill sometimes experienced in abdominal examination, due to excessive fatness of the parietes.

fat-soluble A. A class of unknown substances in food which are concerned in inducing growth; they are vitamins, found in animal fats Cf. *vitamin.*

fatigability (fat-ig-ab-il'it-e). Easily susceptible to fatigue.

fatigue (fah-tēg') [Fr.; L. *fatiga'tio*]. Weariness, usually from overexertion. **stimulation f.,** decreased excitability of a nerve from repeated stimulation. **f.-stuff,** toxic material due to tissue degeneration after excessive fatigue.

fatty (fat'e). Pertaining to fat. **f. series,** the open-chain series. See under *chain.*

fauces (faw'sēz) [L.]. The passage from the mouth to the pharynx. **isthmus of f.** See *isthmus faucium.*

Fauchard's disease (fo-sharz') [Pierre *Fauchard,* French dentist, 1680–1761]. See under *disease.*

faucial (faw'she-al). Pertaining to the fauces.

faucitis (faw-si'tis). Inflammation of the fauces.

Fauvel's granules (fo-velz') [Sulpice Antoine *Fauvel,* French physician, 1813–1884]. Peribronchitic abscesses.

faveolate (fav-e'o-lāt) [L. *fave'olus,* from *fa'vus* honeycomb]. Honeycombed; alveolate.

favin (fa'vin). A preparation similar to trichophytin, but for use in favus.

favism (fa'vism) [Italian *fa'va* bean]. A disease, prevalent in Sardinia, caused by inhaling the flowers of the bean plant or eating the green beans.

favus (fa'vus) [L. "honeycomb"]. A contagious skin disease due to a parasitic fungus, *Achor'ion schönlein'ii,* and marked by the formation of round, cup-shaped crusts resembling honeycomb, which are usually situated over hair-follicles. The crusts are attended with intense itching, and have a peculiar moldy odor. Called also *tinea favosa, tinea ficosa, tinea lupinosa, tinea maligna, tinea vera, porrigo favosa, porrigo larvalis, porrigo lupinosa, porrigo sentulata, porrigophyta, dermatomycosis favosa, trichomykosis favosa, honeycomb ringworm,* and *crusted ringworm.* The disease may affect any part of the body, but occurs most frequently upon the scalp, resulting in loss of the hair. **f. circin'atus,** favus occurring on a circinate patch. **f.-cup,** any one of the cup-shaped divisions of one of the crusts that characterize favus. **f. herpet'icus,** favus in which the lesion is papulovesicular and studded with small yellow points **f. herpetifor'mis,** mouse favus. **mouse f.,** a disease of mice, caused by the fungus *Achor'ion quinchea'num,* it may be transmitted to man. **f. mu'rium,** mouse favus. **f. pila'ris,** favus of the scalp.

Fe. Chemical symbol of iron (*ferrum*).

feather (feth'er). The abundant long hair on the fetlocks of Shire and Clydesdale horses.

Feb. dur. Abbreviation for L. *feb're duran'te,* while the fever lasts.

febralgene (feb-ral'jēn). An antipyretic and anodyne sedative. Dose, 2½–5 gr. (0.166–0.333 gm.).

febricant (feb'rik-ant). Causing fever.

febricide (feb'ris-īd) [L. *fe'bris* fever + *cæ'dere* to kill]. Destroying fever.

febricity (fe-bris'it-e). Feverishness; the quality of being febrile.

febricula (fe-brik'u-lah) [L.]. A slight or temporary attack of fever.

febrifacient (feb-re-fa'shent) [L. *fe'bris* fever + *fa'cere* to make]. Producing fever.

febrific (feb-rif'ik). Producing fever.

febrifugal (fe-brif'u-gal) [L. *fe'bris* fever + *fuga're* to put to flight] Dispelling or relieving fever.

febrifuge (feb'rif-ūj) [L. *fe'bris* fever + *fuga're* to dispel]. 1. Dispelling or reducing fever. 2. A remedy that allays fever.

febrile (feb'ril) [L. *fe'bris* fever]. Pertaining to fever, feverish.

febrinol (feb'rin-ol). A proprietary analgesic, antipyretic, and hypnotic medicine.

febris (fe'bris). Latin for *fever.* **f. colomben'sis.** See *Colombo fever,* under *fever.* **f. endem'ica rose'ola,** dengue. **f. entericoi'des,** entericoid fever. See *fever.* **f. meliten'sis,** Malta fever. **f. pal'lida,** an acute infectious malignant endocarditis occurring in Switzerland. **f. recur'rens,** relapsing fever. **f. ru'bra,** scarlatina. **f. sudora'lis,** undulant fever. **f. tritæ'a,** tertian intermittent fever. **f. un'dulans,** typhomalarial fever, Malta fever. **f. uveoparotide'a,** uveoparotid fever.

fecal (fe'kal). Pertaining to or of the nature of feces.

fecalith (fek'al-ith) [*feces* + Gr. λίθος stone]. An intestinal concretion formed around a center of fecal matter.

fecaloid (fek'a-loid). Resembling fecal matter.

fecaluria (fek-al-u're-ah) [*feces* + Gr. οὖρον urine]. The presence of fecal matter in the urine.

feces (fe'sēz) [L. *fæ'ces*]. The excrement or unabsorbed residues of intestinal excretions discharged from the bowels.

Fechner's law (fek'nerz) [Gustav Theodor *Fechner*, Prussian natural philosopher, 1801–1887]. See *law*.

$Fe(C_3H_5O_3)_2$. Ferrous lactate.

$Fe(C_6H_5O_7)$. Citrate of iron.

$FeCl_2$. Ferrous chlorid.

Fe_2Cl_6. Ferric chlorid.

$FeCO_3$. Ferrous carbonate.

fecula (fek'u-lah) [L. *fæ'cula* lees, dregs]. 1. Lees or sediment. 2. Starch, also the starchy part of a seed.

feculent (fek'u-lent) [L. *fæculen'tus*]. 1. Having dregs or a sediment. 2. Excrementitious.

fecundation (fe-kun-da'shun) [L *fecunda'tio*]. Impregnation or fertilization. **artificial f.**, that which is effected by injecting semen into the uterus by means of a syringe.

fecundity (fe-kun'dit-e) [L. *fecun'ditas*]. Ability to produce offspring; fruitfulness.

Fede's disease (fa'dāz) [Francesco *Fede*, an Italian physician, 1832–1913]. Riga's disease. See under *disease*.

Federici's sign (fe-de-re'tshēz) [Cesare *Federici*, an Italian physician, 1832–1892]. See *sign*.

fedren (fed'ren). A proprietary brand of ephedrin sulphate.

feeble-mindedness. Mental deficiency from arrested mental development. The feeble-minded are divided into three grades: idiots, with a mental age below two years, imbeciles, with a mental age between two and seven years; and morons, with a mental age between seven and twelve years.

feeding (fe'ding). The taking or giving of food. **artificial f.**, feeding of a baby with food other than mothers' milk. **extrabuccal f.**, the administration of food by channels other than the mouth. **Finkelstein's f.**, feeding of infants based upon decrease in the milk-sugar of the food. **forced f.**, the administration of food by force to those who cannot or will not receive it.

Feer's disease (fairz) [Emil *Feer*, Swiss pediatrist, born, 1864]. See under *disease*.

fefe (fe-fe). Samoan term for elephantiasis.

Fehleisen's streptococcus (fa'lis-enz) [Friedrich *Fehleisen*, German physician, born 1854]. The streptococcus of erysipelas.

Fehling's solution (fa'lingz) [Hermann von *Fehling*, German chemist, 1812–1885]. See *solution*.

$Fe_2H_6O_6$. Ferric hydroxid.

fejoprot (fe'jo-prot). A proprietary organic iron-iodin-albumin compound in tablet form.

fel (fel), gen. *fel'lis* [L. for "bile" or "gall"]. The bile. **f. bo'vis** (U. S. P.), ox-gall. **f. bo'vis inspis'satum**, dried ox-gall. Dose, 5–15 gr. (0.333–1 gm.). **f. bo'vis purifica'tum**, purified ox-gall: laxative, tonic, and digestant. Dose, 5–10 gr. (0.333–0.666 gm.); of extract, 1 5 gr. (0 1 gm.)

fellatio (fel-a'she-o). The act of taking the penis into the mouth.

fellator (fel'at-or). A sexual pervert who takes the penis of another into his mouth.

fellatorism (fel-a'tor-izm). Introduction of the penis into the mouth of another person.

fellatrice (fel-at-rēs'). A female who takes the male organ into her mouth.

fellitin (fel'it-in). A proprietary ox-gall preparation for the cure of frost-bite.

felon (fel'on). See *paronychia*.

felsin (fel'sin). A proprietary preparation of ox-gall, pepsin, pancreatin, and capsicum: used as a digestive and hepatic stimulant.

felt-work (felt'werk). A complex of nerve-fibrils more dense than a network; neuropilem.

Fem. intern. Abbreviation for L. *femor'ibus inter'nus*, at the inner side of the thighs.

female (fe'māl) [L. *femel'la* young woman]. 1. Relating or belonging to the sex that conceives and bears young. 2. Receiving a complementary part.

feminilism, feminism (fem-in'il-izm, fem'in-izm). The possession or assumption of female characters by the male. **mammary f.**, gynecomastia.

femininity, feminity, femineity (fem-in-in'it-e, fem-in'it-e, fem-in-e'it-e). Womanhood; the possession of normal female qualities by a woman.

feminization (fem''in-iz-a'shun). The development of female characteristics.

feminonucleus (fem''in-o-nu-kle'us). The female pronucleus. See *pronucleus*.

femoral (fem'or-al) [L. *femora'lis*]. Pertaining to the femur.

femoralis muscle (fem-o-ra'lis). Same as *cruræus*. See *muscles, table of*.

femorocele (fem'o-ro-sēl) [L. *fe'mur* thigh + Gr. κήλη hernia]. Femoral hernia.

femorotibial (fem''o-ro-tib'e-al). Pertaining to the femur and the tibia.

femur (fe'mur) [L "thigh"]. 1. The thigh-bone. 2. The thigh. **pilastered f.**, a femur in which the linea aspera stands out like a ridge.

fenchone (fen'kōn). A hydrocarbon, $C_{10}H_{16}O$, resembling camphor, from oil of fennel and oil of thuja.

fenchyval (fen'she-val). Fenchyisovalerate, a colorless liquid used in hysteria.

fenestra (fe-nes'trah) [L. "window"]. A window-like opening; an open area, as in a bandage or the blade of a forceps. **f. coch'lea** [B N A], the fenestra rotunda. **f. ova'lis**, an oval opening in the inner wall of the middle ear. **f. rotun'da**, a round opening in the inner wall of the middle ear. **f. vestib'uli** [B N A], the fenestra ovalis.

fenestrated (fen'es-tra-ted) [L. *fenestra'tus*]. Pierced with one or more openings.

fenestration (fen-es-tra'shun) [L. *fenestra'tus* furnished with windows]. The act of perforating, or the condition of being perforated, with openings.

fennel (fen'el). The umbelliferous plant, *Fœnic'ulum vulga're*, and its fruit. The fruit is used as a stimulant, carminative, and emmenagogue. Dose of water (*a'qua fœnic'uli*), 1–4 fl dr. (4–16 c.c.); of volatile oil, 5–10 min. (0.33–0.66 c.c.). See *Fœniculum*. **dog f.** See *Maruta*.

Fenner's guaiac mixture (fen'erz) [B. *Fenner*, American physician]. Same as *tinctura antacida*.

fenthozone (fen'tho-zōn). A proprietary disinfectant and deodorizer containing various antiseptic and aromatic principles.

fenugrec. Fenugreek.

fenugreek (fen'u-grēk) [L. *fæ'num græ'cum* Greek hay]. The leguminous plant, *Trigonel'la fæ''num-græ'cum* and its oily seeds. The seeds are used mainly for poultices, etc., and in veterinary medicine.

Fenwick's disease (fen'wiks) [Samuel *Fenwick*, English physician, born 1821]. Primary atrophy of the stomach.

Fe_2O_3. Ferric oxid.

$Fe(OH)_3$. Hydrated oxid of iron.

feolathan (fe-o-lath'an). Ferro-ammonium lactate, used as a hematinic.

$Fe(P_2O_2)_3$. Hypophosphite of iron.

feral (fe'ral) [L. *fera'lis*]. Dangerous, deadly

feralboid (fe-ral'boid). A proprietary peptonized iron albuminate.

ferase (fe'rās). A serum for use in treating glanders in horses.

fer cremol (fer kre'mol). A tasteless brown powder of hemoglobin and iron. Dose, 3–8 gr. (0.2–0.52 gm.).

Féréol's nodes (fa-ra-ōlz') [Louis Henri Félix *Féréol*, French physician, 1825–1891]. See under *node*.

fergon (fer'gon). An organic irón preparation.

Fergusson's incision, speculum (fer'gus-unz) [Sir William *Fergusson*, British surgeon, 1808–1877]. See under *incision* and *speculum*.

ferisol (fer'is-ol). A compound of guaiacol and cinnamic acid, recommended for tuberculosis. Dose, 5–15 gr. (0.33–1 gm.).

fermang (fer'mang). A preparation of iron, manganese, and albumin: used in anemia and chlorosis.

fermenlactyl (fer-men-lak'til). A proprietary lactic ferment in compressed form, used in making Bulgarian sour milk.

ferment (fer'ment) [L. *fermen'tum* leaven]. Any substance that causes fermentation in other substances with which it comes in contact. See *enzyme*. **amylolytic f.**, any sugar-producing or diastatic ferment. **autolytic f.**, a ferment developing in a tissue and causing disintegration of the tissue after death. **chemic f., unorganized f.**, one which is not a living organism. **coagulating f.**, any ferment that causes milk to curdle. **conform f.**, a bacteriolytic ferment which destroys those bacteria which produce it. **diastatic f.**, a ferment that changes starch into sugar **digestive f.**, a ferment which acts to digest food **fibrin-f.**, a ferment occurring in the blood, and changing fibrinogen into fibrin. Called also *thrombin* and *plasmase*. **glycolytic f.**, a ferment produced in the liver which changes starch into glucose; also any ferment that breaks up sugar. **heteroform f.**, a bacteriolytic ferment which destroys those bacteria which produce it and others as well. **hydrolytic f.**, a ferment that operates by causing water to be taken up, followed by the breaking down of the substance which absorbs the water. **inverting f.**, a ferment which converts cane-sugar into grape-sugar. **lactic f.**, a ferment which decomposes lactose into lactic acid and carbon dioxid. **leukocytic f.**, the ferment or cytase of leukocytes. **living f.**, an organized ferment. **metallic f.**, a colloidal metal **milk-curdling f.**, rennin. **myosin f.**, an enzyme occurring in muscle-plasma which converts myosinogen into myosin. **organized f.**, a living plant or animal organism, such as a microbe, which acts as a ferment. **oxidation f., oxidizing f.**, a ferment which acts as a carrier of oxygen and produces oxidation. **protective f.**, a ferment formed in the body as a result of the presence in the blood of foreign substances, which ferment is capable of splitting up the foreign substance nad thus protecting the organism. Called also *Abwehrfermente*. Cf. *Abderhalden's reaction* under *reaction*. **proteolytic f.**, any ferment that may convert a protein into a peptone or an albumose. **soluble f.** Same as *unorganized f.* **steatolytic f.**, a ferment which splits up fat into fatty acids and glycerin. **unorganized f.**, a chemical substance producing fermentation by chemical means: an enzyme. **urea f.** See *urease* and *nephrozymase*.

fermental (fer-men'tal). Pertaining to or arising from a ferment.

fermentation (fer-men-ta'shun) [L. *fermenta'tio*]. The decomposition of complex molecules through the influence of a ferment; chemic or physical change induced by a ferment. **acetic f.**, the conversion of a weak alcoholic solution into acetic acid or vinegar. **alcoholic f.**, the conversion of ethylic alcohol from carbohydrates. **ammoniacal f.**, the formation of ammonia and carbon dioxid from urea. **amylic f.**, the fermentation which produces amyl alcohol from sugar. **butyric f.**, the change of carbohydrates, milk, etc., into butyric acid. **caseous f.**, the coagulation of soluble casein under the influence of rennet ferment. **dextran f.**, the fermentation by which dextrose is converted into dextran. **diastatic f.**, the change of starch into glucose, under the influence of ptyalin, the glycolytic ferment, etc. **frog-spawn f.**, dextran fermentation. **lactic f.**, the souring of milk, caused by various bacilli. **propionic f.**, the production of propionic acid from saccharine solutions by the *Bacil'lus cavici'dus*. **saccharobutyric f.**, intestinal fermentation of carbohydrates, with the formation of butyric acid, produced by the *Bacillus aerogenes capsulatus*. **viscous f.**, the production of gummy substances, as in the urine, milk, and in wine, under the influence of various bacilli.

fermentdiagnosticum (fer-ment-di-ag-nos'tikum). A proprietary solution of glycyltryptophan for determining the presence of a proteolytic ferment.

fermentemia (fer-men-te'me-ah) [*ferment* + Gr. *αἷμα* blood]. The presence of a ferment in the blood.

fermentine (fer'ment-in). A proprietary preparation of the protoplasmic and nuclear constituents of yeast.

fermentiscible (fer-men-tis'ib-l). Capable of undergoing fermentation.

fermentogen (fer-men'to-jen) [*ferment* + Gr. *γεννᾶν* to produce]. A substance which may be converted into a ferment.

fermentoid (fer-men'toid) [*ferment* + Gr. *εἶδος* resemblance] A ferment which has been altered so as to lose its active properties.

fermentum (fer-men'tum). Latin for *yeast*.

fermocyl (fer'mo-sil). A proprietary glycolytic ferment used in diabetes mellitus.

fern (fern). Any cryptogamous plant or species of the order *Filices*. **female f.**, spleenwort, *Asplenium filix femina*. The root-stock was formerly used as an anthelmintic and teniacide. **male-f.** See *Aspidium*.

ferralbol (fer-al'bol). A nutritive preparation of egg-albumin, iron, and lecithin.

ferralbumose (fer-al'bu-mōs). A proprietary preparation of predigested meat and iron.

ferralia (fer-a'le-ah) [L. pl.]. Medicinal iron preparations; chalybeates.

Ferrata's cell (fer-at'az). See *hemohistioblast*.

ferrated (fer-at'ed) [L. *fer'rum* iron]. Charged with iron.

ferratin (fer'a-tin). A proprietary preparation of the iron of the blood of animals. It is a reddish-brown powder, and contains 6 per cent. of iron, and is insoluble in water and dilute acids. It is a hematinic: used in anemia and chlorosis. Maximum dose, 10–15 gr. (0.66–1 gm.).

ferratogen (fer-at'o-jen). A yellow chalybeate powder, insoluble in water, derived from yeast which has been grown on an iron-containing medium.

ferratol (fer'at-ol). A proprietary pill containing ferric chlorid, quinin, and extracts of quassia and gentian.

Ferrein, pyramids of (fer'in) [Antoine *Ferrein*, French physician, 1693–1769]. See *pyramids*.

ferri acetas, etc. See under *iron*.

ferri-albuminic (fer"e-al-bu-min'ik). Containing iron and albumin.

ferric (fer'ik) [L. *fer'rum* iron]. Containing iron in its higher valency.

ferrichthyol (fer-ik'the-ol). A derivative of ichthyol containing about 2.5 per cent. of iron: used in anemia, chlorosis, etc. Dose, 3–10 gr. (0.2–0.65 gm.).

ferricyanid (fer-e-si'an-id). A salt of ferricyanic acid.

ferricyanogen (fer"e-si-an'o-jen). A hexad radical, $(FeC_6N_6)_2$.

ferrin (fer'in) [L. *fer'rum* iron]. An iron-containing substance found in some bile-pigments.

ferrinol (fer'in-ol). A therapeutic preparation of iron and nuclein: used in anemia. Dose, 3–10 gr. (0.2–0.65 gm.).

ferripton (fer-ip'ton). A proprietary therapeutic preparation of iron.

ferripyrin (fer-e-pi'rin). Same as *ferropyrin*.

ferrisalipyrin (fer"e-sal-ip-i'rin). A yellow-brown powder: ferrous salicylate of antipyrin.

ferrivine (fer'iv-in). An organic amino compound of iron, tripara-aminobenzine-ferric sulphonate, used by intravenous injection in syphilis (J. E. R. McDonagh).

ferrocyanid (fer-o-si'an-id). A salt of ferrocyanic acid.

ferrocyanogen (fer"o-si-an'o-jen). A tetravalent radical, $Fe(CN)_6$.

erroglidin (fer-o-gli'din). A compound of iron and glidin, used in anemia, chlorosis, etc.

errohemol (fer-o-he'mol). Hemol with 3 per cent. of added iron; a brown powder. Dose, 8 gr. (0.5 gm.).

erromangan (fer-o-man'gan). A solution of a compound of peptone with iron and manganese: used as a tonic and hematinic. Dose, 1–4 fl dr. (4–16 c.c.).

errometer (fer-om'et-er) [L. *fer'rum* iron + Gr. *μέτρον* measure]. An instrument for estimating the amount of iron in blood.

erroplasma (fer-o-plaz'mah). An iron-containing preparation in the roots of *Rumex crispus:* used hypodermically in anemia, etc.

erroprotein (fer-o-pro'te-in). An albumin combined with an iron-containing radical.

erropyrin (fer-o-pi'rin). An orange-colored powder, $(C_{11}H_{12}N_2O)_3Fe_2Cl_6$, a compound of antipyrin and ferric chlorid. It is soluble in 5 parts of water and in alcohol, but insoluble in ether. It is used in anemia, chlorosis, neuralgia, and as an external astringent. Dose, 7–15 gr. (0.5–1 gm.).

errosajodin (fer"o-sa-i'o-din). A reddish-brown powder, basic ferric iodobehenate, $FeOH(C_{21}H_{42}ICOO)_2$, containing at least 5 per cent of iron and 24 per cent. of iodin. It is used in place of iodids and iron in doses of 8–15 gr. (0.5–1 gm.).

errosilicon (fer o-sil'ik-on). Steel in which silicon has been incorporated, giving a substance of great tensile strength. In its preparation and after its manufacture it gives off arseniureted hydrogen, which is likely to cause poisoning in those who handle the substance.

errosin (fer-o'sin). A preparation of iron oxid (about 75 per cent.) with water, lime, and albumin; used as a pigment.

errosoferric (fer-o"so-fer'ik). Combining a ferrous with a ferric compound.

errosol (fer'o-sol). A black liquid containing ferric saccharate and a saccharate of sodium chlorid. used in anemia and chlorosis. Dose, 1 dr. (4 c.c.).

errosomatose (fer-o-so'mat-ōs). Somatose containing 2 per cent. of an iron combination; a dark-brown, tasteless powder. laxative, and serviceable in anemia and chlorosis. Daily dose, 75–150 gr. (5–10 gm.).

errostyptin (fer-o-stip'tin). A dark-yellow styptic and antiseptic crystalline substance, a salt of hexamethylene tetramine hydrochlorid and ferric chlorid, $(CH_2)_6N_4.HCl.FeCl_3$. Dose, 5–8 gr. (0.333–0.5 gm.).

errotherapy (fer-o-ther'ap-e) [L. *fer'rum* iron + *therapy*]. Therapeutic use of iron and iron compounds.

ferrous (fer'us). Containing iron in its lower valency. **f. chlorid,** an iron chlorid, $FeCl_2$ (not the ferric chlorid). Dose, 2–5 gr. (0.13–0.333 gm.). **f. lactate.** See *iron lactate.*

ferrozone (fer'o-zōn). 1. A precipitating material for treating sewage, consisting mainly of iron protosulphate. 2. Saccharated iron and vanadium in tablet form.

ferruginous (fer-u'jin-us) [L. *ferrugino'sus; ferru'go* iron rust]. 1. Containing iron or iron rust; chalybeate. 2. Of the color of iron rust.

ferrule (fer'ool). In dentistry, a ring or band of metal applied to the root or crown of a tooth in order to strengthen it.

ferrum (fer'um), gen. *fer'ri* [L. "iron"]. See *iron.* **f. reduc'tum** (U. S. P.), reduced iron.

fersan (fer'san) [L. *fer'rum* iron + *san'guis* blood]. Ferruginous paranucleoprotein, a brown powder prepared from the red cells of cattle blood: used in anemia and phthisis. Dose, 2–3 gr. (0.139–0.198 gm.).

fertile (fer'til) [L. *fer'tilis*]. Fruitful; susceptible of being developed into a new individual (of ova); not sterile or barren.

fertilization (fer"til-iz-a'shun). The act of rendering fertile; fecundation. It consists of the fusion of a spermatozoon with an ovum, preparatory to the development of the latter.

fertilizin (fer'til-i-zin). Lillie's name for a hypothetic agent existing in the ovum which brings about fertilization by means of two side chains, one of which reacts with the ovum, the other with the sperm.

Ferula (fer'u-lah) [L.]. A genus of umbelliferous plants *F. asafœ'tida, F fœ'tida, F nar'thex,* and *F. scorodos'ma* yield asafetida *F. galbanif'lua* and *F rubricau'lis* yield galbanum

Ferv. Abbreviation for L. *fer'vens,* boiling.

fervescence (fer-ves'ens). An increase of fever or bodily temperature

fervin (fer'vin). A preparation of meat-extract and iron in capsules.

fester (fes'ter). 1. A small superficial sore or ulcer. 2. To suppurate superficially.

festination (fes-tin-a'shun) [L. *festina'tio*]. An involuntary tendency to increase the speed in walking, as seen in paralysis agitans and other nervous diseases.

festoform (fes'to-form). A proprietary preparation of formaldehyd in solid form.

festoon (fes-toon'). The swelling and curvature of the gums around the necks of the teeth.

fetal (fe'tal). Pertaining to a fetus.

fetalism (fe'tal-izm) A persistence in the adult or during postnatal life of certain fetal conditions.

fetation (fe-ta'shun) [L *fœ'tus* fetus]. 1. The development of the fetus. 2. Gestation or pregnancy. See under *pregnancy.*

feticide (fe'tis-īd) [L. *fœ'tus* fetus + *cœ'dere* to kill]. The destruction of the fetus in the uterus.

fetid (fe'tid) [L. *fœ'tidus*]. Having a rank or disagreeable smell.

fetishism (fe'tish-izm). Sexual perversion in which the patient associates sexual feelings with articles of female dress, as gloves, shoes, hair, etc.

fetlock (fet'lok). The metacarpophalangeal and metatarsophalangeal regions in the horse.

fetography (fe-tog'raf-e) [*fetus* + Gr. *γράφειν* to write]. Skiagraphy of the fetus in utero.

fetometry (fe-tom'et-re) [*fetus* + Gr. *μέτρον* measure]. The measurement of the fetus, especially of the diameters of the fetal head.

fetoplacental (fe"to-pla-sen'tal). Pertaining to the fetus and placenta.

fetor (fe'tor) [L.]. Stench or offensive odor.

fetron (fet'ron). An ointment-base containing stearic acid anilid.

fetterin, fetterine (fet'er-in). An alkaloid derived from sterilized milk.

fetus (fe'tus) [L.]. The unborn offspring of any viviparous animal; the child in the womb after the end of the third month: before that time it is called the embryo. **harlequin f.**, a fetus prematurely born and congenitally affected with keratoma, ichthyosis, and various defects. **f. in fe'tu**, a monster fetus consisting of a small imperfect fetus within the body of the principal fetus. **papyraceous f.**, a dead fetus pressed flat by the growth of a living twin. **f. sanguinolen'tis**, a dead fetus which has undergone what is known as maceration.



Harlequin fetus (Bland-Sutton).

fever (fe'ver) [L. *fe'bris*]. 1. Abnormally high bodily temperature; pyrexia. 2. Any disease characterized by marked increase of temperature, acceleration of the pulse, increased tissue destruction, restlessness, delirium, etc. **absorption f.**, a fever often seen during the first twelve hours after parturition. **acclimation f.** 1. A disease caused by a change of climate 2. A disease of horses and cattle due to a change of surroundings, as from pasture in the country to stables in the city. **African coast f.** See *Rhodesian f.* **African tick f.**, a recurrent fever caused by *Spironema duttoni*. **algid pernicious f.**, pernicious malaria with symptoms of collapse. **alimentary f.**, the fever which accompanies gastro-intestinal disturbance. **aphthous f.** Same as *foot-and-mouth disease*. See under *disease*. **Archibald's f.**, a fever occurring in the Soudan, characterized by high fever and drowsiness, and due to an organism of the Bacillus cloacæ group. **aseptic f.**, surgical fever from aseptic wounds, supposed to be due to the disintegration of leukocytes. **Assam f.** Same as *kala-azar*. **asthenic f.**, a fever with nervous depression, feeble pulse, and a clammy skin. **auric f.**, a febrile condition due to the exhibition of remedies containing gold. **autumn f.**, nanukayami. **autumnal f.**, any fever which occurs in the autumn. **barbiero f.**, a disease produced by the bite of *Lamus magistus*. **bath f.**, a fever attended with anorexia, quickening of pulse, debility, and a cutaneous eruption, due to excessive bathing. **bed f.**, high temperature which lasts while the patient lies in bed, but disappears when he gets up. **biduotertian f.**, tertian malarial fever in which the paroxysms last so long that the fever is nearly continuous. **biliary f. of the dog**, a form of malignant jaundice with fever in dogs, caused by the *Piroplasma canis*. Called also *malignant jaundice of dogs*. **biliary f. of horses**, a disease of horses due to infection with the *Piroplasma equi*, and marked by pigmentation of the mucous membranes with bile. **bilious f.**, one with apparent liver complications and attended with the vomiting of bile. **bilious f. of cattle**, glaziekte. **black f.**, Rocky Mountain spotted fever. **blackwater f.**, malarial hematinuria: a dangerous infectious tropical fever marked by chill, remittent fever, vomiting, jaundice, and hematuria. The disease is almost exclusively confined to the white race, and is complicated by nephritis. **blue f.**, Rocky Mountain spotted fever. **boo-hoo f.**, a disease of Hawaii and other Pacific islands marked by depression of spirits and gastro-intestinal disorder. **brain f.**, cerebral meningitis or cerebritis, or both together. Typhoid fever with marked cerebral complications is often called brain fever. **break-bone f.** See *dengue*. **bullous f.**, the fever that accompanies pemphigus. **cachectic f.**, **cachexial f.**, kala-azar. **Cameroon f.** Same as *malarial f.* **Canton f.**, Chinese typhus fever of a malarial type. **carbohydrate f.**, food fever. **carbuncular f.**, a variety of anthrax affecting cattle and horses, marked by the formation of circumscribed swellings in the skin, which at first are hard, hot, and painful, but later become gangrenous. **Carter's f.**, Asiatic relapsing fever. **catarrhal f.**, herpetic fever. **catheter f.**, a fever that may follow misuse of a catheter. **Cavité f.**, an endemic fever, resembling dengue, of Cavité in the Philippine Islands and the neighborhood. It is marked by abrupt onset, high fever, muscular pain, and tenderness of the eyeballs. **cerebrospinal f.**, cerebrospinal meningitis. See *meningitis*. **cesspool f.**, typhoid fever. **Chagres f.**, a malignant type of malarial fever occurring along the Chagres River in South America. **channel f.** See *land f.* **Charcot's f.**, a septic fever resulting from impacted gall-stones and consequent jaundice. **childbed f.**, puerperal fever. **Chitral f.**, an acute infectious fever occurring in the Chitral Valley in India. **Cobb's pigmentary f.**, a disease occurring in India marked by a sudden and rapidly rising fever, headache, nausea, vomiting, and pigmentation of the cheeks and nose. **Colombo f.**, a fever resembling paratyphoid fever occurring in Ceylon. An organism, *Bacillus colombesis*, is found associated with it. **continued f.**, one which is neither intermittent nor remittent, but in which the symptoms are continuous. **Corsican f.**, a sort of malarial fever occurring in Corsica. **Cyprus f.**, Malta fever. **dandy f.** See *dengue*. **Danube f.**, a remittent fever endemic along the river Danube. **deer-fly f.** See *tularemia*. **dehydration f.** See *inanition f.* **digestive f.**, a slight rise of temperature during the process of digestion. **double continued f.**, a fever resembling typhoid fever occurring in China **Dumdum f.** See *kala-azar*. **east coast f.** Same as *Rhodesian f.* **elephantoid f.**, fever occurring in filarial disease, attended with lymphangitis, adenitis, and chyluria, and marked by vomiting and delirium. **enteric f.**, typhoid fever. **entericoid f.**, any fever resembling typhoid in its clinical features. **ephemeral f.**, a slight fever lasting only a day or two. **epidemic catarrhal f.** See *influenza*. **equine biliary f.**, a disease of horses caused by *Piroplasma equi*. It is marked by jaundice and high fever, with enlargement of the spleen and lymph-nodes. **eruptive f.**, **exanthematous f.**, any fever accompanied by an eruption on the skin **estivo-autumnal f.**, malarial fever. **famine f.**, relapsing fever. **fatigue f.**, a febrile attack due to overexercise and the absorption of waste-products. **ferment f.**, a fever produced by the subcutaneous injection of an unorganized ferment. **fermentation f.**, fever due to the absorption of the products of septic fermentation. **five-day f.** See *trench f.* **flood f.** See *tsutsugamushi disease*, under *disease*. **food f.**, sudden fever with digestive disturbance lasting from a few days to some weeks, and attributed to intestinal auto-intoxication. **Forrest's f.**, a fever continuing from three to fifteen days, with a parabole-like curve, the temperature rarely exceeding 104° F., and occurring in Rangoon. **fracture f.**, fever following the fracture of a bone. **ganglionic f.**, fever with enlargement of the ganglionic glands. **Garrick f.**, a contagious fever which raged in Dublin in 1742. **gastric f.**, any acute abdominal attack associated with gastric disturbances. **Gibraltar f.** Same as *Malta f.* **glandular f.**, characterized by a sudden onset and acute course, with fever and inflammatory swelling of the lymph-nodes, especially those of the cervical region. There is a

moderate leukocytosis due almost entirely to abnormal mononuclear cells. Called also *infectious mononucleosis* and *acute infectious adenitis*. **goat f.**, Malta fever. **Haverill f.** See *erythredema*. **Hawaiian f.**, a disease coming on with malaise and chill, followed by remittent fever, with splenic enlargement, jaundice, and headache. It occurs in the Hawaiian Islands. **hay-f.**, an acute and anually recurrent conjunctivitis with nasal catarrh, and often with asthmatic symptoms. The disease occurs at about the same time every year (usually in the spring or summer), and is regarded as an anaphylactic or allergic condition excited by a protein of plant pollen to which the individual is sensitized. Called also *hay-asthma*, *pollenosis*, and *autumnal catarrh*. **hectic f.**, a daily recurring fever with profound sweating, chills, and flushed countenance, associated with tuberculosis and septic poisoning. **hematuric f.**, any malarial fever that is associated with hematuria. **hemoglobinuric f.**, any malarial fever attended with hemoglobinuria. See *Blackwater f.* **hepatic f.**, catarrhal angiocholitis. **herpetic f.**, a condition characterized by chills, fever, sore throat, and a herpetic eruption on the face. The condition is apparently infectious. Called also *catarrhal f.* **hugli f.**, a severe malarial fever endemic in Bengal Called also *endemic glandular f.* **hyperpyrexial f.**, a peculiar fever with very high temperature (104° to 107° F.) occurring in the West Coast of Africa and in Ceylon. **hysteric f.**, an irregular elevation of temperature without general symptoms, sometimes seen in hysteria. **icterohemorrhagic f.** See *Weil's disease*, under *disease*. **Ikwa f.** Same as *trench f.* **inanition f.**, a transitory fever which frequently occurs in infants during the first few days of life. It is believed to be due to dehydration and is also called *dehydration f* **intermenstrual f.**, fever sometimes seen in tuberculous women between the menstrual periods. **intermittent f.**, malarial fever with marked intermissions, or stages of apyrexia and chill. **inundation f.**, tsutsugamushi disease. See under *disease*. **irritation f.**, a febrile condition due to the presence of irritant materials in the body. **island f.** See *tsutsugamushi disease*, under *disease* **Jaccoud's dissociated f.**, fever with slow and irregular pulse in tuberculous meningitis of adults. **Japanese river f.** See *tsutsugamushi disease*, under *disease*. **jessor f.**, a long-standing intermittent fever common in parts of India. **jungle f.**, a form of pernicious malarial fever occurring in the East Indies. **kriim f.**, an endemic fever of Iceland, Faroe, and Greenland. **Kyoto f.**, a seven-day fever occurring in Kyoto, Japan. **land f.**, a set of symptoms resembling seasickness sometimes experienced when, after an ocean voyage, the ship enters a relatively land-locked body of water; called also *channel f.* **lent f.**, typhoid fever. **leprotic f.**, the irregular febrile disturbances seen in the early stages of leprosy. **Levant f.**, a fever endemic in the Levant, by some believed to be of malarial origin **low f.** Same as *asthenic f* **lung f.**, croupous or other pneumonia. **malarial f.**, an infectious disease, formerly ascribed to emanations from damp ground, but now known to be caused by a hemosporidian parasite (*Plasmo'dium mala'riæ*) which gains access to the blood through the bite of mosquitos of the genus *Anopheles*. The disease is attended with enlargement of the spleen, and in the later stages with disintegration of the blood-corpuscles The fever occurs in paroxysms, each of which is marked by a chill, followed by high fever and sweating, the attack lasting from one to ten hours. In *intermittent malarial fever* there is complete intermission of the symptoms, but the attack occurs again at regular intervals. If the paroxysms recur daily, the fever is termed *quotidian;* if every other day, *tertian;* if after an interval of two days, *quartan*. In *remittent malarial fever* there is only a remission between the attacks. Often the fever is replaced by periodic attacks of delirium, or of depression and coma, of nausea, vomiting, and diarrhea, of debility and coldness of the body, or of accelerated respiration and dyspnea. The attacks are known as *dumb* or *masked ague*. When of long duration, the fever produces a state of vital depression, anemia, and cachexia. **malarial catarrhal f. of sheep.** See *hemoglobinuria of sheep*. **malignant f.**, fever in which the blood undergoes rapid degenerative changes. **Malta f., Maltese f., Mediterranean f.**, a chronic infectious disease, due to *Bacterium* (*Micrococ'cus*) *meliten'sis*, and marked by recurring attacks of fever, enlargement of the spleen, swelling of the joints, neuralgic pains, profuse perspiration, and increasing weakness and anemia The disease is endemic in the Mediterranean regions, but occurs sometimes in other tropical countries. Called also *continued fever, Cyprus f., Gibralta f, goat f., mountain f., Neapolitan f, rock f., slow f, undulant f., febris melitensis, febris undulans, Mediterranean phthisis, Bruce's septicemia, melitensis septicemia*, and *melitococcosis* **Manchurian f.**, a disease similar to typhoid or typhus, occurring in Manchuria **miliary f.**, an acute infectious disease characterized by fever, profuse sweating, and the formation of a great many papules, succeeded by a crop of pustules Called also *sweating sickness*. **milk-f.** 1. A mild form of puerperal septicemia 2. A fever said to attend the establishment of lactation after delivery. 3 An endemic fever said to be caused by the use of unwholesome cows' milk. 4. A disease of cows. See *cerebral anemia*, under *anemia*, and *parturient paralysis*, under *paralysis*. **mosquito f.**, a febrile disease affecting unacclimated persons in Herzegovina at the beginning of the mosquito season **Mossman f.**, a fever endemic among the sugar-cane cutters of Mossman, North Queensland It is characterized by swelling of the glands of the axilla and groin. **mountain f.**, Malta fever. **mud f.** See *swamp f.* **mouse f.** See *mouse septicemia*, under *septicemia*. **muma f.**, myositis purulenta tropica. **Naegele's f.**, fever associated with urticarial eruption described by Naegele in Southwest Africa. **nakra f., nasa f., nasha f.** [Hind. *nâsâ nose*], a remittent fever of India attended with brain congestion and a pathognomonic turgescence of the vessels of the schneiderian membrane **nanukayami f.** See *nanukayami*. **Neapolitan f.** Same as *Malta f.* **nicobar f.**, a violent type of jungle fever **night-soil f.** Same as *typhoid f* **nodal f.**, erythema nodosum. **oroya f.**, an infectious disease of Peru marked by high fever, a rapid and pernicious form of anemia, prostration, and death It is caused by a blood parasite to which the name *Bartonia bacilliformis* has been given. Called also *Carrion's disease*. **pappataci f.** See *sandfly f* **papular f.**, a disorder marked by fever, papular eruption, and rheumatic pains **para-malta f.**, paramelitensis. **paramelitensis f.**, a disease resembling clinically Malta fever, but caused by an organism which differs from the *Bacterium melitensis* **paratyphoid f.**, a continued fever with symptoms resembling those of typhoid fever, but with the Widal reaction negative. It is caused by a bacillus intermediate in form between the typhoid bacillus and the colon bacillus, the paratyphoid, or paracolon bacillus (*Bacterium paratyphosum*), of which there are two types (*B paratyphusum A* and *B. paratyphosum B*). **paraundulant f.**, a fever resembling a mild undulant fever, but not caused by the organism of undulant fever. **parenteric f.**, a fever resembling clinically typhoid fever and paratyphoid fever, but due to bacteria other than the bacteria of these diseases. **peach f.**, irritation of the skin, with nasal and bronchial catarrh and conjunctivitis, occurring in those who deal in or handle peaches. **Pfeiffer's glandular f.**, an acute infectious febrile disease marked by swelling of the lymph-glands, prostration, and anemia. **phlebotomus**

f. See *sandfly f.* **Pretoria f.**, a fever with symptoms resembling abortive typhoid, observed in South Africa. **protein f.**, heightened temperature produced by the injection of protein material into the body. **puerperal f.**, septic poisoning occurring in child-bed. **pythogenic f.**, typhoid fever. **quartan f.**, a form of malarial fever caused by the *Plasmodium malariæ*, which completes its life cycle in seventy-two hours, which causes the paroxysm to recur every three days. **quinin f.**, a fever attended with skin eruption, seen among those who work in quinin. **quintana f.**, trench fever. **rabbit f.**, tularemia. **railway f.**, a condition marked by fever and malaise seen in cattle that have been on a long railway journey without proper care and feeding. **Rangoon f.**, Forrest's fever. **rat-bite f.**, an infectious disease following the bite of a rat. It has an incubation period of about two weeks, followed by one or more febrile attacks, accompanied by a characteristic bluish-red rash It is attended by severe muscular pains and neuralgia. The causative agent is the *Spirochæta morsus muris*. **recurrent f., relapsing f.**, any one of a group of acute infectious diseases caused by various species of *Spirochæta* (*Spironema, Borrelia*), and marked by alternating periods of fever and apyrexia, each lasting from five to seven days. The disease begins abruptly with chill, headache, neuromuscular pains, fever, and sometimes vomiting. During the febrile periods there is enlargement of the liver and spleen The organism causing the disease varies in different countries. The European fever is caused by *Spirochæta* (*Spironema*) *obermeïeri* which is probably transmitted by lice or by bedbugs The fever of East and West Africa is caused by *Spirochæta* (*Spironema*) *dutto'ni*, which is transmitted by the bite of the tick, *Ornithodorus moubata;* that of North Africa by *S. ber'bera;* that of India by *S car'teri;* that of America by *S. no'vyi;* that of Persia by *S per'sica*. **red f. of swine.** See *swine erysipelas*, under *erysipelas*. **red-water f.**, Texas fever. **remittent f.**, a malarial fever with exacerbations and remissions, but no intermissions. See *malarial f.* **rheumatic f.**, acute inflammatory rheumatism. **Rhodesian f.**, a form of piroplasmosis of cattle in Africa, caused by the *Piroplasma* (*Theileria*) *parva*, and marked by high fever and swelling of the lymph-nodes The organism is transmitted by the bite of several ticks of the genus *Rhipicephalus*. Called also *East African coast f*, *Rhodesian red-water f*, and *Rhodesian tick f* **Robb's heat f.**, a non-infective cerebrospinal fever occurring in East Africa **Robles's f.**, a condition characterized by irregular fever and mild general symptoms, and continuing from two weeks to three months. It occurs in British Honduras **rock f.**, Malta fever. **Rocky Mountain spotted f.**, an infectious disease of the regions of the Rocky Mountains, characterized by high fever, pains in the bones and muscles, headache, a red, spotted eruption which may become dark and confluent, and by mental symptoms. Probably caused by a blood parasite (*Dermacentroxe'nus rickett'sii*), which is transmitted by the tick, *Dermacen'tor anderso'ni* (*venus'tus*) **Roman f.**, a virulent type of malarial fever prevailing in the Campagna of Rome. **sakushu f.**, seven-day fever occurring in autumn epidemics in the Okayama Prefecture of Japan. **Salonica f.** See *trench f* **salt f.**, fever associated with excess of salt in the body, due to the drawing away by the salt of the water normally eliminated in the perspiration. **sandfly f.**, a short febrile disease, resembling dengue in many of its symptoms, occurring in Mediterranean countries, and associated with the bites of sandflies, *Phlebot'omus papatas'sii*. Called also *three-day f.*, *phlebotomus f.*, and *pappataci f.* **scarlet f.** See *scarlatina* **septic f.**, one due to the entrance of septic poisons in the blood. **seven-day f.** 1. A fever affecting Europeans in India, and marked by symptoms similar to those of dengue. 2. See *nanukayami*. **shipping f.**, an infectious disorder attacking animals which have been shipped by freight. The infection takes various forms, such as strangles, pink-eye, influenza, etc. **simple continued f.**, a non-contagious fever with neither remissions nor intermissions. **slow f.**, a popular name for various prolonged febrile conditions, often of the so-called typhomalarial type **solar f.** Same as *dengue*. **spirillum f.**, relapsing fever. **splenic f.**, true anthrax. **spotted f.**, cerebrospinal meningitis; also typhus, also Rocky Mountain spotted fever. **sthenic f.**, fever characterized by a full, strong pulse, hot and dry skin, high temperature, thirst, and active delirium **stiff-neck f.**, epidemic cerebrospinal meningitis. See *meningitis*. **sun f.**, dengue **swamp f.**, an infectious disease of horses marked by recurring attacks of malaise with abrupt rises of temperature. The disease tends to become chronic. The disease is spread by feed and water contaminated by the urine of infected animals. Called also *mud fever*, *equine infectious anemia*, and *pernicious anemia* **symptomatic f.**, pyrexia and a quickened pulse occurring as accompaniments of a wound or of some other affection. **syphilitic f.**, a febrile condition due to syphilitic poison. **Tachamocho f.**, a fever described as occurring at Tachamocho, Colombia; marked by high fever, vomiting, headache, and diarrhea. **f. of tension**, fever caused by great tension upon the stitches of a wound. Ulceration at the points where the stitches perforatd is usually present. **tertian f.**, a form of malarial fever caused by the *Plasmodium vivax*, which completes its life cycle in forty-eight hours, thus causing the paroxysm to recur every two days. **Texas f.**, an infectious cattle disease caused by the presence in the blood of *Piroplas'ma bigem'inum*, which is introduced by the bite of the tick, *Booph'ilus bo'vis*. **thermic f.** See *sunstroke*. **three-day f.** Same as *sandfly f.* **threshing f.**, a form of pneumokoniosis with irritation of the respiratory tract, headache, and fever, occurring in workers at threshing grain. **thyroid f.**, the fever seen in hyperthyroidism. **tick f.** 1. Any infectious disease transmitted by the bite of a tick. The causative parasite so transmitted may be a rickettsia, as in Rocky Mountain spotted fever; a piroplasma, as in Texas fever, or a spirochete, as in relapsing fever. 2. Same as *Rocky Mountain spotted f.* **Tientsin f.**, a fever reported by A. C. Fox from Tientsin. **traumatic f.**, one which follows a wound or injury. **trench f.**, a relapsing fever occurring among the British troops in France and Salonica, marked by headache, dizziness, and pain in the back and legs. It is a germ disease, the infection being transmitted by the body louse It is probably the same disease as Volhynia fever. **trypanosome f.** Same as *trypanosomiasis*. **tsutsugamushi f.** See *tsutsugamushi disease*, under *disease*. **twelve-day f. of Nigeria**, a dengue-like or typhus-like fever, characterized by abundant rash for several weeks, slight albuminuria and fever that terminates by lysis. **typhoid f.**, enteric fever; abdominal typhus, a specific eruptive communicable fever, due to the *Bacterium typhosum*, and marked by inflammation and ulceration of Peyer's patches, enlargement of the spleen and mesenteric glands, and catarrhal inflammation of the intestinal mucous membrane. The contagious principle is contained in the stools, and is introduced into the body through contaminated food and drinking-water. The period of *incubation* is from one to four weeks, and the disease begins with headache, weariness, backache, cough, nose-bleed, and tenderness in the ileocecal region, the fever increasing each day, but remitting in the afternoon The fever reaches its *acme* by the second week, at which time there appears on the chest, abdomen, and flanks an eruption of small, rose-colored spots or papules, which develop in crops. Diarrhea now begins,

accompanied with gurgling, and the evacuations have a peculiar "pea-soup" appearance; the spleen is markedly enlarged and tympanites is present. In a week or so there is a gradual *decline* of the fever and other symptoms, and a gradual convalescence, which may be interrupted by relapses. Complications frequently occur, the most important of which are intestinal hemorrhage, perforation of the intestine, pleurisy, pneumonia, bronchitis, nephritis, thrombosis of veins, otitis, parotitis, etc **typhoid f., abenteric,** typhoid fever in which the intestinal tract is not involved. **typhoid f., abortive,** a variety in which the symptoms are developed in a few days. **typhoid f., ambulatory,** a form in which the symptoms are not severe enough to confine the patient to bed **typhoid f., apyretic,** a form in which the fever does not rise above 100° F., often remaining normal. **typhoid f., foudroyant,** a severe form with convulsions and other nervous disturbances. **typhoid f., hemorrhagic,** a very fatal variety with hemorrhage from the mouth, bowels, and kidneys. **typhomalarial f.,** a fever showing typhoid symptoms, but believed to be malarial in origin. **typhus f.** (Frascatorius, 1546), a highly contagious eruptive fever, with no characteristic lesions (except, possibly, softening of the spleen, darkness of the blood, and congestion of the lungs), but with great prostration. The occurrence of the disease is favored by filth, overcrowding, bad ventilation, poor food, etc., and the causal organism is possibly an organism, *Rickett'sia prowazek'i*, which is transmitted by the bite of lice. The incubation period varies from one day to two weeks, and the disease begins with malaise, headache, chills, pains in the muscles, dark flushing of the skin, and rapidly rising fever. After the fever has reached its height, the other symptoms increase, with great prostration, blackness and dryness of the tongue, and a deposit of sordes on the teeth and lips. The breath and perspiration have a peculiar musty odor, and the patient passes from a state of delirium into a nearly comatose condition. The eruption, which appears on the fourth or fifth day, consists of a mottling of the skin, together with small, slightly elevated, rose-colored spots. **undulant f.** Same as *Malta f.* **urethral f.,** fever following the use of the urethral bougie, catheter, or sound. **urinary f.** Same as *urethral f.* **urticarial f.,** a febrile disease marked by urticarial rash. **uveoparotid f.,** an infectious fever marked by chronic inflammation of the parotid gland and the uvea. It is attended also by chronic iridocyclitis, unilateral facial paralysis, lassitude, and a subfebrile temperature. Called also *Hurfordt's disease.* **van der Scheer's f.** Same as *trench f.* **vesicular f.** 1. A disorder marked by fever, localized pain, and a generalized vesicular eruption, occurring in Ceylon. 2. Pemphigus. **Volhynia f.** Same as *trench f.* **water f.,** fever following the intravenous injection of aqueous solutions, as of salvarsan, due probably to the hemolytic effect of the water. **West African f.** Same as *black-water f.* **Whitmore's f.** See *Whitmore's disease*, under *disease.* **Wolhynia f.,** trench fever. **Woolley's f.,** a fever accompanied by jaundice, described by Woolley as occurring in the Andaman Islands. **wound f.,** traumatic fever. **yellow f.,** an infectious fever, chiefly of tropical America, marked by fatty degeneration of the liver and congestion of mucous membranes of the stomach and intestines. It is due to a protozoan organism, *Leptospi'ra icteroi'des*, which is transmitted to the blood of man by the bite of the mosquito *Aëdes ægyp'ti* (formerly known as *Stegomyia fasciata*). The period of incubation is from two to fifteen days, and the disease begins with chills, fever, frontal headache, pains in the spinal and lumbar regions, and vomiting. The fever rises rapidly, the bowels become constipated, and the vomiting increases, until by the fourth day it becomes black or red from the presence of blood. The skin becomes jaundiced, the urine scanty and albuminous, and there may be hemorrhage from the intestinal mucous membrane. The disease is extremely fatal, the patient passing into the typhoid state or into a condition of delirium or of coma. **Zambesi f.,** an indeterminate non-malarial fever of Kaffirs in the Zambesi Valley (Bruce, 1910).

feveret (fe-ver-et'). 1. Influenza or grip. 2. Ephemeral fever.

feverfew (fe'ver-fū). See *Pyrethrum.*

fexism (feks'izm). A kind of cretinism occurring in Styria in Austria.

F. h. Abbreviation for L. *fi'at haus'tus*, let a draught be made.

fiat (fi'at), pl. *fi'ant.* Latin for *let there be made.*

fiber (fi'ber) [L. *fi'bra*]. An elongated, thread-like structure of organic tissue. **accelerating f's,** nerve-fibers that transmit the impulses that accelerate the heart-beat. **accessory f's,** those zonular fibers that are not grouped as chief fibers. **anastomosing f's, anastomotic f's,** fibers extending from one muscle-bundle or nerve-trunk to another. **arciform f's, arcuate f's.** 1. In the cerebrum, associating fibers that connect adjacent convolutions; called also *fibræ propriæ* and *fasciculi proprii.* 2. In the cerebellum, similar fibers that connect one lamina with another. **association f's,** nerve-fibers that connect different areas of the cerebral cortex and then take part in the association of functions and acts. **augmentor f's.** Same as *accelerating f's.* **axial f.,** the axis-cylinder of a nerve-fiber. **Beale's f.,** a spiral nerve-fiber. **Bergmann's f's,** processes which radiate from certain superficial gliacells of the cerebellum and enter the pia. **Bernheimer's f's,** a tract of nerve-fibers of the brain running from the optic tract to Luys' body. **Bogrow's f's,** nerve-fibers of the cerebrum running from the optic tract to the thalamus. **Bühlmann's f's,** a set of peculiar lines in carious teeth caused by bacteria. **bulbospiral f's,** spiral muscular fibers forming a portion of the musculature of the auricles and ventricles of the heart. **Burdach's f's,** nerve-fibers connected with Burdach's nucleus. **capsular f's,** the nerve-fibers within the internal capsule of the brain. **chromatic f.,** the long fiber of chromatin into which the nucleus is resolved during the early stages of karyokinesis and which afterward splits up into the chromosomes. **chromosomal f.** Same as *traction f.* **cilio-equatorial f's,** those which pass from the summits of the ciliary processes to the equator of the lens. **commissural f's,** the nerve-fibers which pass between the cortex of opposite hemispheres of the brain. **cone-f's,** the fiber-like extensions of the visual cells on either side of their nuclei which connect the retinal cones with the outer molecular layers of the retina. **continuous f's,** the spindle fibers in mitosis which extend from pole to pole. **Corti's f's,** the rods of Corti. **Darkschewitz's f's,** nervous fibers of the cerebrum running from the optic tract to the habenular ganglion. **decussating f's,** those which cross in the center of the optic commissure, connecting the retina of each eye with the opposite cerebral hemisphere. **dendritic f's,** fibers which pass in a tree-like form from the cortex to the white substance of Schwann. **dentinal f's.** Same as *Tomes' f's.* **depressor f's,** afferent nerve-fibers which, when stimulated, cause diminished tone of the vasoconstrictor center and, therefore, decreased arterial pressure. **Edinger's f's,** fibers in the cerebrum of amphibia, forming part of the visual paths. **elastic f's,** yellowish fibers of elastic quality traversing the intercellular substance of connective tissue. **endogenous f's,** nerve-fibers of the spinal cord which arise from cells outside the cord. **exogenous f's,** fibers of the spinal cord which arise from cells situated in the gray matter of the cord. **extraciliary f's.** See *fleece.* **geminal f's,** the pair of fibers formed by division of the pyramidal fibers of the cord, one fiber of

each pair continuing on the same side of the cord, and the other passing to the opposite side. **Gerdy's f's,** the fibers of the superficial ligament connecting the clefts of the palmar surfaces of the fingers. **Goll's f's,** fibers extending from Goll's nucleus to the vermis of the cerebellum. **Gottstein's f's,** the external hair-cells, and nerve-fibers associated with them, forming a part of the expansion of the auditory nerve in the cochlea. **Gratiolet's radiating f's,** fibers that radiate from the optic center in the occipital lobe to the external geniculatum and pulvinar. **gray f's,** non-medullated fibers; the fibers of Remak. **hair-f.,** any one of the horny fibers, each containing relics of a nucleus, which make up the main substance of a hair. **half-spindle f's,** spindle fibers in mitosis which extend from one pole to the chromosomes. **Henle's f's,** the fibers of the fenestrated membrane which exists in certain arteries between the external and middle coats: a part are elastic, others nucleated. **Herxheimer's f's,** minute spiral fibers in the stratum mucosum of the skin. **heterodesmotic f's,** white fibers running between dissimilar gray structures of the nervous system. **homodesmotic f's,** white fibers joining similar gray structures of the central nervous system. **intercolumnar f's,** fibers joining the superior and inferior arms of the external abdominal ring. **intercrural f's.** Same as *intercolumnar f's.* **interzonal f's,** the delicate fibers of achromatin forming the central spindle during karyokinesis. **intraciliary f's,** a set of fibers passing from the anterior peduncles of the cerebellum to the dentatum. **lens-f's,** long, flattish, hexagonal prisms extending to the lens of the eye. **longitudinal f's,** the external fibers in the optic tracts passing into the optic nerve of the same side, connecting each retina with the hemisphere of the same side. **mantle f's,** any one of the cytoplastic filaments which assist in drawing the daughter chromosomes toward the poles of the central spindles. **medullated f's,** grayish-white nerve-fibers whose axis-cylinder is surrounded by a medulla (or white substance of Schwann). **Meynert's f's,** nerve-fibers conveying light sensations from the anterior corpora quadrigemina to the oculomotor nuclei. **moss-f.,** a peculiar form of nerve-fiber. **motor f.,** a fiber in a mixed nerve which transmits motor impulses only. **Müller's f's,** supporting fibers of the neuroglia in the retina. **muscle-f.,** any one of the ultimate linear elements of muscular tissue. **myelinated f's,** the medullated fibers. **Nélaton's f's.** Same as *Nélaton's sphincter.* See under *sphincter.* **nerve-f.,** any fiber having the property of conducting molecular or invisible waves of stimulation. **non-medullated f's,** the gray nerve-fibers. **odontogenic f's,** the fibers forming the layer of connective tissue of the matrix of a tooth surrounding the pulp. **olivocerebellar f's,** a collection of fibers running from the olive on one side to the cerebellum on the opposite side. **orbiculoanterocapsular f's,** those chief fibers which have the most posterior and internal position, lying in close relation to the anterior boundary of the vitreous. **orbiculociliary f's,** those accessory fibers which pass from the orbicular zone to the ciliary processes. **orbiculoposterocapsular f's,** those zonular fibers which spring from the prolongation of the hyaloid membrane investing the ciliary ring. **pectinate f's,** fibers of muscle extending over the roof of the auricles of the heart from the tænia terminalis to the atrioventricular septum. **Perlia's f's,** nerve-fibers of optical function in the cerebrum running to the medulla oblongata. **pontine f's,** the nerve-fibers of the pons varolii. **postcommissural f's,** the fibers of the postcommissure lying just behind the peduncle of the epiphysis. **postganglionic f's,** postganglionic neuron. See *neuron.* **precommissural f's,** fibers of the precommissure in the lamina terminalis. **preganglionic f's,** preganglionic neuron. See under *neuron.* **pressor f's,** afferent nerve-fibers which, when stimulated, cause excitation of the vasoconstrictor center and consequently a rise of arterial pressure. **projection f's,** a term which includes all the bundles of axon fibers which connect the cerebral cortex with the brain stem; called also *projection tract.* **Prussak's f's,** two short fibers from the end of the short process of the malleus to the notch of Rivinus. **Purkinje's f's,** beaded muscular fibers forming a network in the subendocardial tissue of the ventricles of the heart. They are thought to be concerned in the conduction of stimuli from the auricles to the ventricles. **pyramidal f's,** the fibers of the pyramidal tracts. **Reissner's f.,** a free fiber in the central canal of the spinal cord. **f's of Remak,** the non-medullated nerve-fibers found largely, but not exclusively, in the sympathetic nerves. **Retzius's f's,** the stiff filaments of Deiters's cells in the organ of Corti. **Ritter's f.,** a fiber in the axis of a retinal rod: probably a nerve-fiber. **Rolando's f's,** the external arcuate fibers of the medulla oblongata. **Sappey's f's,** smooth muscle-fibers in the check ligaments of the eye near their orbital attachments. **scattered fillet f's,** fibers lying internal to the lemniscus of the brain. **Sharpey's f's,** fibers that join together the lamellæ of bone (W. Sharpey, 1846). **short association f's,** fibers in the cerebrum connecting adjacent convolutions. **sinospiral f's,** spiral muscular fibers forming a portion of the musculature of the auricles and ventricles of the heart. **Stilling's f's,** association fibers of the cerebellum. **sustentacular f's,** the fibers which support the nervous structure of the retina. **Tomes's f's,** branching processes of the odontoblasts in the dentinal canals. **traction f's,** the fibers of the spindle in mitosis along which the daughter chromosomes move apart **transilient f's,** nerve-fibers that pass from one convolution to another not next to it. **varicose f's,** certain medullated fibers which have no neurilemma; after death a fluid accumulates between the myelin and the axis-cylinder, giving them a varicose appearance. **von Monakow's f's,** nerve-fibers of the cerebrum running from the optic tract to the lenticular ganglion. **Weissmann's f's,** fibers within the muscle-spindle. **Wernicke's f's.** Same as *Gratiolet's radiating f's.* **zonular f's,** fibers of the zonula zinnii, grouped as accessory and chief fibers. **zonular f's, chief,** a group including the orbiculocapsular and ciliocapsular fibers.

fibra (fi'brah) pl. *fi'brœ.* Latin for fiber. **f. arcua'tæ exter'næ** [B N A], external arcuate fibers. **f. arcua'tæ inter'næ** [B N A], internal arcuate fibers. **f. cerebello-oliva'res** [B N A], olivocerebellar fibers. **f. circula'res** [B N A], Müller's muscle. **f. intercrura'les** [B N A], intercolumnar fibers. **f. meridiona'les** [B N A], Brücke's muscle. **f. pro'priæ,** the arcuate fibers of the cerebrum. **f. zonula'res** [B N A], zonular fibers.

fibralbumin (fi-bral-bu'min). Globulin.

fibre (fi'ber). See *fiber.*

fibremia (fi-bre'me-ah) [L. *fi'bra* fiber + Gr. *aἷμα* blood]. The presence of fibrin in the blood.

fibril, fibrilla (fi'bril, fi-bril'ah) [L. *fibril'la*]. A minute fiber or filament. **collagen f's,** delicate fibrils of collagen in connective tissue, usually cemented together in wavy bundles. Cf. *fibroblast.* **Dirck's f's,** fibrils of elastic tissue binding together the layers of elastic fibers of the tunica media of an artery. **Ebner's f's,** thread-like fibrils in the dentin and in the cementum of a tooth. **fibroglia f's.** See *fibroglia* **muscle f., muscular f.,** one of the muscle-cells which make up a muscular fiber. **nerve-f.,** an axis-cylinder, **side f. of Golgi,** a delicate twig given off at right angles from a neuraxon near its junction with the ganglion-cell.

fibrillar, fibrillary (fi-bril'ar, fib'ril-a-re). Pertaining to a fibril or to fibrils.

fibrillation (fib-ril-a'shun). 1. The quality of being fibrillar. 2. Muscular tremor. 3. A condition of muscular action, especially of he heart muscle, in which the individual fibers take up their own independent action, producing an incoördinate or vermicular contraction. As a result the heart-beats and pulse-beats become extremely irregular both as to time and to force. This fibrillation is distinguished as *auricular* (*atr.al*) or *ventricular*, according as the muscle of the auricle or of the ventricle is affected.

fibriloceptor (fi-bril'o-sep-tor). Any one of the specific receptors at the terminals of the neurofibrils of the peripheral sensory neuron which receive the stimuli.

fibrin (fi'brin). A whitish, insoluble protein formed from fibrinogen by the action of thrombin (fibrin ferment), as in the clotting of blood. Fibrin forms the essential portion of the blood-clot. Cf *fibrinogen*. **canalized f.**, a peculiar hyaline substance traversed by numerous channels occurring in the region of the chorion frondosum in the fetus. **f. factors,** fibrinogen and paraglobulin. **gluten-f.,** a form of fibrin from the seeds of various plants. **Henle's f.,** fibrin formed by precipitating semen with water. **myosin f.,** an insoluble variety of myosin. **vegetable f.** Same as *gluten-f.*

fibrination (fi-brin-a'shun). The acquisition of an abnormally large amount of fibrin.

fibrinemia (fi-brin-e'me-ah) Same as *fibremia.*

fibrin-ferment (fi''brin-fer'ment). See under *ferment.*

fibrin-globulin (fi''brin-glob'u-lin). Same as *fibrinoglobulin*

fibrinocellular (fi''brin-o-sel'u-lar). Made up of fibrin and cells.

fibrinogen (fi-brin'o-jen) [*fibrin* + Gr. *γεννᾶν* to produce]. A soluble protein in the blood plasma which by the action of thrombin (fibrin ferment) is converted into fibrin, thus producing clotting of the blood. Another form of fibrinogen, called *tissue fibrinogen* (thromboplastic substance), occurs in the body tissues which has the power of clotting the blood without the agency of thrombin.

fibrinogenic, fibrinogenous (fi''brin-o-jen'ik, fi-brin-oj'en-us). Giving origin to fibrin.

fibrinoglobulin (fi''brin-o-glob'u-lin). A globulin entering into the composition of fibrinogen

fibrinoid (fi'brin-oid) [*fibrin* + Gr. *εἶδος* form]. The substance formed in the process of caseation of tissues; so called because it resembles canalized fibrin.

fibrinolysin (fi-brin-ol'is-in). A substance formed in the blood which dissolves the clot by disintegrating the fibrin.

fibrinolysis (fi-brin-ol'is-is) [*fibrin* + Gr. *λύσις* solution]. The splitting up of fibrin by enzyme action.

fibrinolytic (fi''brin-o-lit'ik) Splitting up fibrin.

fibrinoplastic (fi''brin-o-plas'tik). Of the nature of paraglobulin.

fibrinoplastin (fi''brin-o-plas'tin). Same as *paraglobulin.* **Schmidt's f.,** serum-globulin.

fibrinopurulent (fi''brin-o-pu'ru-lent). Made up of fibrin containing pus.

fibrinoscopy (fi-brin-os'ko-pe) [L. *fi'bra* fiber + Gr. *σκοπεῖν* to view]. Same as *inoscopy.*

fibrinose (fi'brin-ōs). An albumose derived from fibrin.

fibrinosis (fi-brin-o'sis). A condition characterized by excess of fibrin in the blood.

fibrinous (fi'brin-us). Pertaining to or of the nature of fibrin.

fibrinuria (fi-brin-u're-ah). The discharge of fibrin in the urine.

fibro-adenia (fi''bro-ad-e'ne-ah) [L. *fi'bra* fiber + Gr. *ἀδήν* gland]. Fibroid degeneration of gland tissue.

fibro-adenoma (fi''bro-ad-en-o'mah). Adenoma containing fibrous tissue.

fibro-adipose (fi-bro-ad'ip-ōs). Both fibrous and fatty.

fibro-angioma (fi''bro-an-je-o'mah). An angioma containing much fibrous tissue.

fibro-areolar (fi''bro-ar-e'o-lar) [L. *fi'bra* fiber + *are'ola*]. Both fibrous and areolar.

fibroblast (fi'bro-blast) [*fiber* + Gr. *βλαστός* germ]. A connective-tissue cell; a flat elongated cell with cytoplasmic processes at each end, having a flat, oval, vesicular nucleus. Fibroblasts form the fibrous tissues in the body, tendons, aponeuroses, supporting and binding tissues of all sorts.

fibroblastic (fi-bro-blas'tik). Pertaining to fibroblasts, fibroplastic.

fibroblastoma (fi''bro-blas-to'mah). A tumor arising from the ordinary connective-tissue cell or fibroblast. It includes fibroma and fibrosarcoma

fibrobronchitis (fi''bro-brong-ki'tis). Plastic bronchitis.

fibrocarcinoma (fi''bro-kar-sin-o'mah). Carcinoma containing fibrous tissue.

fibrocartilage (fi-bro-kar'til-ej) [L. *fi'bra* fiber + *cartila'go* cartilage]. Any tough and elastic cartilage of which the matrix contains a considerable amount of white fibrous tissue **basal f.,** **basilar f.,** the cartilage which fills the foramen lacerum of the skull **circumferential f.,** any fibrocartilage forming a rim about a joint cavity. **connecting f.,** any disk of fibrocartilage which attaches opposing bones to each other by synchondrosis **elastic f.,** fibro-elastic cartilage **interarticular f.,** any movable plate of fibrocartilage lying between opposed joint surfaces. The principal of these are the acromioclavicular, intercoccygeal, intervertebral, pubic, radio-ulnar, sacrococcygeal, and sternoclavicular **intervertebral f.,** an intervertebral disk. See under *disk.* **semilunar f's,** two crescentic lamellæ (external and internal) which deepen the surface of the head of the tibia for its articulation with the femur. **spongy f.** Same as *connecting f.* **stratiform f.,** such as lines the bony grooves in which certain tendons are placed. **white f.,** a mixture of white fibrous and cartilaginous tissues.

fibrocartilaginous (fi''bro-kar-til-aj'in-us). Pertaining to or composed of fibrocartilage.

fibrocaseose (fi-bro-ka'se-ōs). Both fibrous and caseous.

fibrocellular (fi-bro-sel'u-lar). Partly fibrous and partly cellular.

fibrochondritis (fi''bro-kon-dri'tis) [L. *fi'bra* fiber + *chondritis*]. Inflammation of a fibrocartilage.

fibrochondroma (fi''bro-kon-dro'mah). A mixed fibroma and chondroma.

fibrocyst (fi'bro-sist) [L. *fi'bra* fiber + Gr. *κύστις* cyst]. A fibroma that has suffered cystic degeneration.

fibrocystic (fi-bro-sis'tik). Partly fibrous and partly cystic.

fibrocystoma (fi''bro-sis-to'mah). Fibroma blended with cystoma; a tumor containing fibromatous and cystomatous elements.

fibrocyte (fi'bro-sīt) [L. *fi'bra* fiber + Gr. *κύτος* cell]. A cell of fibrous tissue.

fibro-elastic (fi''bro-e-las'tik). Composed of fibrous and elastic tissue.

fibro-enchondroma (fi''bro-en-kon-dro'mah). Enchondroma containing fibrous elements.

fibrofatty (fi-bro-fat'e). Both fibrous and fatty.

fibrofibrous (fi-bro-fi'brus). Joining or connecting fibers.

fibrogen (fi'bro-jen). A proprietary purified tissue fibrinogen.

fibroglia (fi-brog'le-ah) [L. *fi'bra* fiber + Gr. γλία glue]. A fibrillar substance produced by connective-tissue cells (fibroblasts) which bear the same relation to connective-tissue cells that neuroglia bears to neuroglia cells. See *fibroblast.*

fibroglioma (fi''bro-gli-o'mah). Fibroma blended with glioma.

fibrohemorrhagic (fi''bro-hem-o-raj'ik). Attended with hemorrhage and fibrin formation.

fibroid (fi'broid) [L. *fi'bra* fiber + Gr. εἶδος form]. 1. Resembling a fibroma or a fibrous structure. 2. A fibroma. **Paget's recurrent f.,** spindle-shaped sarcoma of the subcutaneous tissue.

fibroidectomy (fi-broi-dek'to-me) [*fibroid* + Gr. ἐκτομή excision]. Excision of a uterine fibroid.

fibroin (fi-bro'in). A white albuminoid, $C_{15}H_{23}N_3O_6$, from spiders' webs and the cocoons of insects.

fibrolipoma (fi''bro-li-po'mah) [L. *fi'bra* fiber + Gr λίπος fat + -ωμα tumor]. A fibrous tumor that is in part fatty.

fibrolipomatous (fi''bro-lip-o'mat-us). Pertaining to fibrolipoma.

fibrolysin (fi-brol'is-in). A soluble combination of thiosinamin and sodium salicylate. It is injected for the purpose of breaking up fibrous tissue.

fibroma (fi-bro'mah) [L. *fi'bra* fiber]. A tumor composed mainly of fibrous or fully developed connective tissue. **f. caverno'sum,** a fibroma containing greatly dilated blood-vessels. **concentric f.,** a uterine fibroma surrounding the uterine cavity. **f. cu'tis,** fibroma of the skin **cystic f.,** a fibroma which has undergone cystic degeneration **f. du'rum.** See *hard f* **f. emato'des cys'ticum,** a fibroma of the nares formed by cysts which arise from distended alveoli lined with overgrowing cells. **f. fungoi'des,** mycosis fungoides **hard f.,** one composed of fibrous tissue with few cells **intracanalicular f.** Same as *adenocele.* **f. lipomato'des.** Same as *xanthoma* **f. mol'le,** soft fibroma. **f. mollus'cum.** Same as *molluscum fibrosum.* **f. mucino'sum,** a fibroma affected with mucoid degeneration. **multiple f.,** a condition marked by numerous fibrous tumors of the skin. See *molluscum fibrosum.* **f. myxomato'des,** a myxofibroma **f. pen'dulum,** a pendulous fibroma of the skin. **f. sarcomato'sum,** fibrosarcoma. **soft f.,** one containing copious cells. **telangiectatic f.,** angiofibroma.

fibromatoid (fi-bro'mat-oid) [*fibroma* + Gr. εἶδος form] Resembling fibroma; fibroma-like.

fibromatosis (fi''bro-ma-to'sis). A tendency to the development of fibromata.

fibromatous (fi-bro'mat-us). Pertaining to or of the nature of fibroma.

fibromectomy (fi-bro-mek'to-me) [*fibroma* + Gr. ἐκτομή excision]. Excision of a fibroma.

fibromembranous (fi-bro-mem'bra-nus). Composed of membrane containing much fibrous tissue.

fibromuscular (fi-bro-mus'ku-lar). Composed of fibrous and muscular tissue.

fibromyectomy (fi-bro-mi-ek'to-me) [*fibromyoma* + Gr ἐκτομή excision]. Excision of a fibromyoma.

fibromyitis (fi''bro-mi-i'tis) [L. *fi'bra* fiber + Gr. μῦς muscle + -ιτις inflammation] Inflammation and fibrous degeneration of a muscle.

fibromyoma (fi''bro-mi-o'mah). Fibroma blended with myoma; a tumor containing fibrous and muscular tissue.

fibromyomectomy (fi''bro-mi-o-mek'to-me). Excision of a fibromyoma.

fibromyositis (fi''bro-mi-o-si'tis) [L. *fi'bra* fiber + Gr. μῦς muscle + -ιτις inflammation]. Inflammation of fibromuscular tissue. **nodular f.,** a disease marked by inflammation and the formation of nodules in the muscles.

fibromyotomy (fi''bro-mi-ot'o-me) [*fibromyoma* + Gr. τομή cut]. Excision of a fibromyoma.

fibromyxoma (fi''bro-miks-o'mah). Fibroma blended with myxoma.

fibromyxosarcoma (fi''bro-miks-o-sar-ko'mah). A sarcoma containing fibrous and myxoid tissue.

fibroneuroma (fi''bro-nu-ro'mah). A fibroma blended with neuroma; a tumor composed of fibrous tissue and nerve-fibers.

fibronuclear (fi-bro-nu'kle-ar). Made up of nucleated fibers.

fibro-osteoma (fi''bro-os-te-o'mah). Osteofibroma.

fibropapilloma (fi''bro-pap-il-o'mah). A papilloma containing much fibrous tissue.

fibropericarditis (fi''bro-per-e-kar-di'tis). Fibrinous pericarditis.

fibroplastic (fi-bro-plas'tik) [L. *fi'bra* fiber + Gr. πλάσσειν to form]. Giving origin to fibrous tissue.

fibroplastin (fi-bro-plas'tin). Same as *paraglobulin.*

fibroplate (fi'bro-plāt). An interarticular fibrocartilage.

fibropolypus (fi-bro-pol'ip-us). A fibroid polypus.

fibropsammoma (fi''bro-sam-o'mah) A tumor containing fibromatous and psammomatous elements.

fibropurulent (fi-bro-pu'ru-lent). Composed of pus containing flakes of fibrin

fibroreticulate (fi''bro-re-tik'u-lāt). Composed of a network of fibers.

fibrosarcoma (fi''bro-sar-ko'mah). A fibroma blended with sarcoma; a tumor composed of fibrous and sarcomatous elements. **f. mucocellula're carcinomato'des.** Krukenberg's tumor. See under *tumor.*

fibrose (fi'brōs). To form fibrous tissue.

fibroserous (fi-bro-se'rus). Composed of fibrous elements, but having a serous surface: said of certain membranes.

fibrosis (fi-bro'sis). The formation of fibrous tissue; fibroid degeneration **arteriocapillary f.,** the narrowing or closure of minute arteries and capillaries by inflammatory internal fibrosis. **neoplastic f.** Same as *proliferative f.* **panmural f.** See *Hunner's ulcer,* under *ulcer.* **postfibrinous f.,** fibrosis which replaces fibrin. **proliferative f.,** fibrosis which continues to grow after the irritant starting it has ceased to act. **replacement f.,** the development of fibrous tissue to replace atrophied tissue. **f. u'teri,** diffuse fibroid changes in the uterus producing enlargement of the organ.

fibrositis (fi-bro-si'tis) [*fibrous* tissue + *-itis*]. Inflammatory hyperplasia of the white fibrous tissue of the body, as seen in chronic rheumatism.

fibrotic (fi-brot'ik). Pertaining to fibrosis.

fibrotuberculosis (fi''bro-tu-ber-ku-lo'sis). Fibroid phthisis.

fibrous (fi'brus). Composed of or containing fibers.

fibula (fib'u-lah) [L. "buckle"]. The outer and smaller of the two bones of the leg.

fibular (fib'u-lar). Pertaining to the fibula.

fibulocalcaneal (fib''u-lo-kal-ka'ne-al). Pertaining to the fibula and calcaneum.

fici (fi'si) [L. "figs"]. Grease in horses.

Fick's bacillus (fiks) [Rudolph Armin *Fick,* German physician, born 1866]. See *bacillus of Fick.*

Ficker's diagnosticum (fik'erz) [Philip Martin *Ficker,* German bacteriologist, born 1868]. See *diagnosticum.*

ficosis (fi-ko'sis). See *sycosis.*

Ficus (fi'kus) [L. "fig"]. The genus of trees to which the fig belongs. The fig; the fruit or fleshy receptacle of *F. ca'rica,* the fig-tree: laxative, digestant, and nutritive. 3. An old name for a hemorrhoidal tumor.

fiducinales (fid-u-sin-a'lēz). The lumbricales muscles of the fingers.

Fiedler's disease (fēd'lerz) [Carl Ludwig Alfred *Fiedler*, German physician, born 1835]. Acute infectious jaundice.

field (fēld). An area or open space. **absolute f.**, that area of the cerebral cortex injury of which always causes paralysis or spasm. **auditory f.**, the space within which sounds are audible. **Cohnheim's f's,** small polygonal areas seen on sections of a prism of the sarcous element. **cortical f.** See *cortical area*, under *area*. **dark f.** See *ultramicroscope*. **f. of fixation,** the region bounded by the utmost limits of central or clear vision, the eye being allowed to move, but the head being fixed. **Flechsig's f.**, the myelinogenetic field. **Forel's f.**, the most dorsal of the strata of the subthalamus, which is in direct relation with the thalamus and consists of fine longitudinal fibers. **Krönig's f.**, the area of resonance on the chest due to the apices of the lungs. **magnetic f.**, that portion of space about a magnet in which its action is perceptible. **f. of a microscope,** the area that can be seen through a microscope at one time. **myelinogenetic f.**, a collection of fibers in the neuraxis which at a definite stage of development receive myelin sheaths; called also *field of Flechsig*. **relative f.**, an area of the cerebral cortex in which a lesion may or may not cause paralysis. **surplus f.**, the portion of the field of vision in partial hemianopia which passes beyond the point of fixation. **f. of vision,** that portion of space which the fixed eye can see. **f. of vision, cribriform,** a field of vision over which a number of isolated scotomata lie dispersed. **f. of vision, overshot,** a condition in which the line of separation between the halves of the field of vision does not pass through the point of fixation. **Wernicke's f.**, Wernicke's area. See *area*.

Fielding's membrane (fēl'dingz) [George Hunsley *Fielding*, English anatomist, 1801–1871]. The tapetum.

fifth disease. See *erythema infectiosum*. **f. nerve, f. ventricle,** etc. See *nerve, ventricle*, etc.

fig (fig). See *Ficus*. **f.-wart.** See *verruca acuminata*.

Figueira's syndrome (fe-ga-e'rahz) [Fernandes *Figueira*, contemporary pediatrist in Rio de Janeiro]. See under *syndrome*.

figuratus (fig-u-ra'tus) [L.]. Figured.

figure, Minkowski's. A figure representing the relation between dextrose and nitrogen in the urine on a pure meat diet, and when fasting. It is 2.8 : 1. **Stifel's f.**, a black disk having a white spot in the center, used for locating and measuring the blind spot in the eye. **Zöllner's f's.** See *Zöllner's lines*, under *line*.

figwort (fig'wurt). Any scrophulariaceous plant, especially the herb, *Scrophula'ria nodo'sa:* diuretic, alterative, and sedative. Dose of fluidextract, 30–60 min. (2–4 c.c.).

fila (fi'lah). Plural of *filum*. **f. olfacto'ria,** the afferent filaments composing the olfactory nerve which run from the nasal mucous membrane through the cribriform plate to the olfactory bulb. **f. radicula'ria,** the nerve filaments forming the roots of the spinal and cranial nerves.

filaceous (fi-la'shus). Made up of filaments.

filament (fil'am-ent) [L. *filamen'tum*]. A delicate fiber or thread. **f's of Ammon,** fine hairs, or cilia, on the inner surface of the ciliary body of the eye. **axial f.**, the central thread of the flagellum of a spermatozoön. **linin f.**, a network of linin spread throughout the cell-nucleus. **spermatic f.**, the caudal filament of a spermatozoön. **terminal f.** Same as *filum terminale*.

filamentous (fil-am-en'tus). Composed of long, thread-like structures: said of bacterial colonies.

filar (fi'lar) [L. *fi'lum* thread]. Thread-like; filamentous.

Filaria (fi-la're-ah) [L. *fi'lum* thread]. A genus of nematode or thread-worms; endoparasitic. **F. bancrof'ti,** the species which causes elephantiasis. The adult forms are found in the lymphatic glands of the pelvis and abdomen and also in the cystic dilatations of the subcutaneous tissue, scrotum, etc. The microfilariæ (larvæ) are found in the circulating blood, especially at night, and are probably carried by *Culex* and other mosquitos. Called also *Wuchereria bancrofti* and *Wuchereria wuchereria*. **F. conjuncti'væ,** a species found in the eye of horses and asses, and sometimes in man. **F. demarqua'ii.** See *F. juncea*. **F. diur'na,** the larval form of *F. loa*. **F. equi'na,** a common parasite of the abdominal cavity of horses and asses; sometimes found in man. **F. hominis o'ris,** a species found in the mouth. **F. immi'tis,** a species found in the blood-vessels and heart of dogs and sheep, being transmitted by the bite of the mosquito. **F. jun'cea,** a very small species found in the West Indies. **F. labia'lis,** a species found in the lip. **F. len'tis,** a species found in the lens of the eye. **F. lo'a.** See *Loa loa*. **F. lymphat'ica,** a species found in the bronchial lymph-glands. **F. magalhæ'si,** a species found in a child in Rio de Janiero. **F. medinen'sis.** See *Dracunculus medinensis*. **F. noctur'na.** See *F. bancrof'ti*. **F. oc'uli.** Same as *Loa loa*. **F. ozzar'di,** a species found in the lymphatics and blood-stream in the West Indies and northern South America. **F. palpebra'lis,** a species found in the upper eyelid. **F. per'stans.** See *Acanthocheilonema perstans*. **F. philippinen'sis,** a species of filaria found in the blood of patients in Manila. **F. recon'dita,** a species found in the blood of dogs, and passing its intermediary cycle in the thoracic muscles of *Culex fatigans*. **F. san'guinis-hom'inis,** the embryos of the worm, *F. bancrof'ti*, is found in the blood during the night in chyluria, and in the lymph-vessels of the lower limbs and scrotum. **F. tanigusch'ii,** a species found in Japan. **F. vol'vulus.** Same as *Onchocerca volvulus*.

filarial (fil-a're-al). Pertaining to or caused by filariæ.

filariasis, filariosis (fil-ar-i'as-is, fil''ar-e-o'sis). A diseased state due to the presence of *Fila'riæ* within the organism.

filariform (fi-lar'if-orm). Resembling filaria.

Filariidæ (fil-a-ri'id-e). A family of nematodes which contains the genus *Filaria, Acanthocheilonema, Loa, Dracunculus*, and *Onchocerca*

Filatov's or **Filatow's disease** (fil-at'ofs) [Nil Féodorowich *Filatov*, pediatrist in Moscow, 1847–1902] See under *disease*.

file, dental (fīl). A file of various forms used in operative and mechanical dentistry.

filicin (fil'is-in). A preparation of filix mas. Dose, 2 gr. (0.1 gm.).

filicon (fil'ik-on). A derivative from *Dryop'teris spinulo'sa*, said to possess anthelmintic properties.

filiform (fil'if-orm) [L. *fi'lum* thread + *for'ma* form]. 1. Thread-shaped. 2. An extremely slender bougie.

Filipovitch's or **Filipowicz's sign** (fe-le'po-vitshez) [Casimir *Filipovitch*, contemporary Polish physician]. See under *sign*.

filipuncture (fil'e-punkt-yūr) [L. *fi'lum* thread + *punctu'ra* puncture]. The insertion of a wire or thread into an aneurysm.

filix (fi'liks), pl. *fili'ces* [L.]. A fern. **F. fem'ina,** the female fern. **F. mas,** the male fern. See *fern*.

fillet (fil'et). 1. A loop-shaped structure. 2. A loop, as of cord or tape, for making traction. 3. The white band on the outer side of the superior cerebellar peduncles, beginning between the two olivary bodies and extending through the tegmentum of the crus and the middle of the pons; the lemniscus. **bulbar f.**, mesal fillet. **lateral f.**, a portion of the lemniscus or fillet that enters

the posterior corpora quadrigemina. **mesal f.**, a portion of the lemniscus that passes to the anterior corpora quadrigemina and thalamus opticus. **olivary f.**, the nerve fasciculus surrounding the olivary nucleus. **pontile f.**, lateral fillet. **spinal f.**, the spinothalamic tract.

filling (fil'ing). 1. The material for insertion in a prepared cavity in a tooth. It is usually gold, amalgam, cement, gutta-percha, or tin. 2. The operation of stopping cavities in the crown of a tooth. **combination f.**, a filling made up of two or more materials, usually one on top of the other. **composite f.** Same as *combination f.* **compound f.**, a filling for a compound cavity, or a cavity that involves more than one surface of a tooth. **contour f.**, a filling which restores the original shape of a tooth crown. **Mosetig-Moorhof f.** See *Mosetig-Moorhof bone-wax*, under *wax*. **non-leaking f.**, a filling so well fitted to the cavity as to prevent the penetration of moisture between the filling and the tooth. **permanent f.**, a filling intended to be left in place permanently. **provisional f.** Same as *temporary f.* **submarine f.**, a filling inserted while the tooth or the cavity is covered with the fluids of the mouth. **temporary f.**, a filling which is designed to be removed after a short period of insertion.

filmaron (fil-mar'on). An amorphous powder, $C_{47}H_{51}O_{16}$, obtained from the extract of male fern: used as an anthelmintic to expel intestinal parasites in a 10 per cent. solution in castor oil. Dose, 2½ fl dr. (10 c.c.).

filmogen (fil'mo-jen). A solution of nitrated cellulose in acetone and castor oil: used in applying medicines to the skin.

filopodium (fi-lo-po'de-um), pl. *filopo'dia* [L. *fi'lum* thread + Gr *πούς* foot]. A slender, filamentous pseudopodium. Cf. *lobopodium*.

filopressure (fi'lo-presh-ūr) [L. *fi'lum* thread + *pressu'ra* pressure]. The compression of a blood-vessel by a thread.

filovaricosis (fi''lo-var-ik-o'sis). The development of varicosities on the axis-cylinder of a nerve-fiber.

filter (fil'ter) [L. *fil'trum*]. A device for the straining of water or other liquid. **Berkefeld f.**, a filter in which the liquid is passed through a filter made of diatomaceous earth. **Darnall f.**, the filter used in the United States Army. The water is mechanically filtered through Canton flannel after being treated with a precipitant. **Gooch f.**, a platinum or porcelain crucible the bottom of which is perforated with holes and covered with a layer of asbestos fibers. **intermittent sand f.**, a sand filter to which sewage is applied for only a short time and then is allowed to drain away so that aeration and oxidation may take place. **Kitasato's f.**, a bacteriologic filter in which the liquids are drawn by suction through an unglazed porcelain bougie. **Mandler f.**, a filter for household and for laboratory use which is made from diatomaceous earth. **mechanical f.**, a filter of sand or other porous material through which water is forced rapidly to remove gross particles. These particles may be the precipitate caused by the addition to the water of some coagulant. **Pasteur-Chamberland f.**, a hollow column of unglazed porcelain through which liquids are forced by pressure or by vacuum exhaustion. **percolating f.** See *trickling f.* **Reichel's f.**, a bacteriologic filter in which the liquid is placed in a receiver of unglazed porcelain and drawn through the walls of the receiver by suction. **roughing f.** See *scrubbing f.* **scrubbing f.**, a coarse-grained filter through which turbid water is passed to remove the larger particles and thus protect the sand filter from clogging. **slow sand f.**, a filter made of sand and gravel through which water passes slowly and is purified largely by the action of the microörganisms growing on the surface of the grains of sand near the top of the filter. **sprinkling f.**, a trickling filter in which the sewage is applied by spray. **trickling f.**, beds of porous material on which sewage is distributed and allowed to percolate through to drains laid on a tight floor. The purpose is to so oxidize the organic material as to make it non-putrescible.

filter-passers (fil'ter-pas'erz). See *filtrable*.

filtrable (fil'trab-el). Capable of passing through the pores of a filter. The term is applied to microorganism or virus that can pass through a filter which will not let ordinary bacteria pass; they are also called *filter-passers*.

filtrate (fil'trāt). A liquid which has passed through a filter.

filtration (fil-tra'shun). 1. The passage of a liquid through a filter. 2. In radiotherapy, the passing of the *x*-ray through a sheet of aluminum by which the non-penetrating or soft rays are removed, only the penetrating or hard rays passing through.

filtratometer (fil-tra-tom'et-er). An instrument for measuring gastric filtrates.

filtros (fil'tros). An artificial porous stone made by compacting silicious sand and used as a filtering element in purifying sewage.

fil'trum ventric'uli. A depression between the two projections formed in the lateral wall of the vestibule of the larynx, by the arytenoid and cuneiform cartilages. Called also *Merkel's filtrum*.

filum (fi'lum) [L.], pl. *fi'la*. A thread-like structure or part. **f. corona'rium**, a cord-shaped ridge near the auricular orifice of the heart. **f. du'ræ ma'tris spina'lis** [B N A], the caudal end of the spinal dura mater. **f. radicula're** [B N A], one of the filaments which issue from the dorsolateral fissure of the spinal cord to form the dorsal root of a spinal nerve. **f. termina'le** [B N A] [L. "end-thread"], the slender distal end of the spinal cord.

fimbria (fim'bre-ah) [L.]. A fringe; especially the fringe-like end of the oviduct. **f. hippocam'pi**, the band of white matter along the median edge of the hippocampus. **f. ova'rica**, the longest of the fimbriæ of the oviduct. **f. tu'bæ**, the fringe-like end of the oviduct.

fimbriate, fimbriated (fim'bre-āt, fim'bre-a-ted) [L. *fimbria'tus*]. Fringed.

fimbriatum (fim-bre-a'tum) [L. "fringed"]. The corpus fimbriatum.

fimbriocele (fim'bre-o-sēl) [*fimbria* + Gr. *κήλη* hernia]. Hernia containing the fimbriæ of the oviduct.

Finckh test (fink) [Johann *Finckh*, German psychiatrist, born 1873]. See under *tests*.

finder (fīn'der). A device on a microscope to facilitate the finding of some object in the field.

finger (fing'er). Any one of the five digits of the hand. **clubbed f.**, a finger the terminal phalanx of which is short and broad with an overhanging nail seen in various cases of chronic disease of the thoracic organs. **dead f.** See *digitus mortuus*. **drop-f., hammer-f.** Same as *mallet-f* **drumstick f.** Same as *clubbed f.* **hippocratic f.**, a condition in which the nails curve over the ends of the fingers: seen in diseases of the lungs and heart. **insane f.**, chronic whitlow in certain cases of confirmed insanity. **lock-f.**, a peculiar affection of the fingers in which they are liable to become fixed in a flexed position, owing to the presence of a small fibrous growth in the sheath of the tendon of the extensor. **mallet-f.**, permanent flexion of the distal phalanx. **Morse f.**, a deformity of the finger due to constant use of the Morse telegraph-key. **snap-f.** Same as *spring-f.* **spider f.** See *arachnodactylia*. **spring-f.**, a condition in which flexion and extension of the finger beyond certain points are difficult. **f.-stall**, a cap or cot for a sore or injured finger. **stuck-f.** Same as *trigger-f.* **trigger-f.**, a finger liable to be affected with a momentary spas-

modic arrest of flexion or extension, followed by a snapping into place. **waxy f.** Same as *digitus mortuus*. **webbed f's,** fingers united to a greater or less extent by a fold of skin.

finger-print (fing'er-print). An imprint of the cutaneous ridges of the distal phalanx of a finger: used as a means of identification.

Finkler-Prior spirillum (fink"ler-prī'or) [Dittmar *Finkler*, German bacteriologist, 1852–1912]. The Vibrio proteus.

Finney's operation (fin'ēz) [John M. T. *Finney*, Baltimore surgeon]. See under *operation*.

Finsen bath, light (fin'sen) [Niels Ryberg *Finsen*, Danish physician, 1860–1904]. See under *bath* and *light*.

fir (fur). See *Abies*. **balsam-f.** See *Abies balsamea*

firolyptol (fir-o-lip'tol) A proprietary preparation containing cotton-seed oil, eucalyptol, creosote, and firwein used in tuberculosis.

first intention. See *healing*.

firwein (fir'wīn). A respiratory tonic made from the bark of the fir tree, with phosphorus, bromin, and iodin.

Fischer's murmur, sign (fish'erz) [Louis *Fischer*, physician in New York, born 1864]. See *murmur* and *sign*.

Fischer's solution, treatment (fish'erz) [Martin Henry *Fischer*, American physician, born 1879] See *solution* and *treatment*.

Fischer's test (fish'erz) [Emil *Fischer*, German chemist, 1852–1920] See under *tests*.

fish-skin disease. See *disease*.

fission (fish'un) [L. *fis'sio*] A form of asexual reproduction in which the cell simply divides into two approximately equal parts. It is seen in bacteria especially. **bud-f.,** reproduction by the protrusion of a portion of the protoplasm, seen in some rhizopods

fissiparous (fis-ip'ar-us) [L. *fis'sus* cleft + *par'ere* to produce]. Propagated by fission.

fissura (fis-su'rah). Latin for *fissure* **f. cer'ebri latera'lis** [B N A] fissure of Sylvius. **f. hippocam'pi** [B N A], hippocampal fissure

fissural (fish'u-ral). Pertaining to a fissure.

fissure (fish'ūr) [L. *fissu'ra*]. Any cleft or groove, normal or other, especially a deep fold in the cerebral cortex which involves the entire thickness of the brain wall. Cf. *sulcus*. In dentistry, a fault in the surface of a tooth caused by the imperfect joining of the enamel of the different lobes To be distinguished from a groove or sulcus (A D. A). **abdominal f.,** a congenital slit in the abdominal wall. **adoccipital f.,** a fissure which sometimes crosses the caudal part of the precuneus and joins the occipital fissure. Called also *entolambdoid f.* **Ammon's f.,** a pear-shaped aperture in the sclera at an early fetal period. **amygdaline f.,** a cerebral fissure near the extremity of the temporal lobe. **anal f.,** a painful linear ulcer at the margin of the anus **ansate f.,** one of the small fissures on the superior aspect of the anterior part of the brain. **anterior median f.,** the fissure in the middle line of the anterior surface of the spinal cord. **antitragohelicine f.,** a fissure in the auricular cartilage between the cauda helicis and the antitragus **apef's,** those fissures in the human brain which are found also in apes. **auricular f.,** a fissure between the tympanic portion and the mastoid and squamous portions of the temporal bone, giving passage to the auricular branch of the vagus nerve. **basisylvian f.,** the part of the fissure of Sylvius between the temporal lobe and the orbital surface of the frontal bone. **f. of Bichat,** a transverse fissure between the fornix and the upper surface of the cerebellum. **branchial f.** See *branchial cleft*, under *cleft*. **Broca's f.,** the fissure that surrounds the third left frontal convolution. **Burdach's f.,** a fissure between the lateral surface of the insula and the inner surface of the operculum. **calcarine f.,** the fissure on the mesial surface of the occipital lobe which separates the cuneus from the lingual lobule. **callosal f.,** the space between the dorsum of the callosum and the cortex overhanging it. **callosomarginal f.,** a fissure on the mesial surface of the frontal and parietal lobes, parallel to the callosum and (anteriorly) to the marginal convolution. **central f.,** the fissure of Rolando. **choroid f.,** a fissure formed by invagination of the optic vesicle and its stalk in the embryo, permitting the ingrowth of the mesoblast for the formation of the vitreous humor, etc **Clevenger's f.,** the inferior occipital fissure **collateral f.,** a fissure on the mesal surface of the cerebrum, between the calcarine and subcollatera convolutions **craniofacial f.,** a vertical fissure separating the mesethmoid into two parts. **dentate f.** Same as *hippocampal f.* **Ecker's f.,** a transverse fissure on the dorsal surface of the occipital lobe of the brain, it being a part of the paroccipital fissure. Called also *transverse occipital f.* **ectorhinal f.,** the fissure which separates the rhinencephalon from the rest of the hemisphere. **entolambdoid f.** See *adoccipital f* **entorbital f.,** a fissure occasionally seen between the orbital and olfactory fissures. **ethmoid f.,** the superior meatus of the nares. **exoccipital f.** See *Wernicke's f.* **fimbriodentate f.,** a fissure between the dentate fascia and the corpus fimbriatum. **glaserian f.,** an opening in the wall of the tympanic cavity, extending to the glenoid fossa and lodging the long process of the malleus **great horizontal f.,** the principal horizontal fissure of the cerebellum. **Henle's f's,** spaces filled with connective tissue between the muscular fibers of the heart. **hippocampal f.,** the cerebral fissure, extending from the splenium almost to the tip of the temporal lobe, it is collocated with the hippocampus major. **inferofrontal f.,** a fissure between the middle and inferior frontal convolutions of the brain **intercerebral f.,** the fissure separating the two hemispheres of the brain. **interparietal f.,** a fissure beginning near the ventral end of the central fissure and running between the parietal convolutions almost to the end of the occipital lobe. **intragracile f.** Same as *intragracile sulcus*. **intraprecuneal f.,** a fissure in the precuneal region of the brain, anterior to the cuneus. **Jensen's f.,** a part of the intermedial fissure near the sylvian fissure. **linguogingival f.,** an occasional fissure in the lingual surface of an upper incisor tooth **longitudinal f.,** the deep fissure between the cerebral hemispheres **mandibular f's,** the two lowest facial fissures of the embryo. **occipital f.,** a deep fissure between the parietal and occipital lobes of the cerebrum. **occipital f., anterior,** the depression between the occipitotemporal and inferior sphenoid lobes. **orbital f., inferior.** Same as *sphen maxillary f.* **orbital f., superior.** Same as *sphenoid f.* **palpebral f.,** the slit or opening between the eyelids. **Pansch's f.,** a brain fissure from the lower end of the central fissure to near the end of the occipital lobe. **paracentral f.,** a curved fissure on the mesal surface of a cerebral hemisphere along the paracentral convolution. **parallel f.** Same as *supertemporal f* **parietal f.,** the parietal portion of the interparietal fissure. **paroccipital f.,** the posterior portion of the interparietal fissure. **petro-occipital f.,** a fissure extending backward from the foramen lacerum between the basioccipital and the posterior and inner border of the petrous portion of the occipital bone. **petrosquamous f.,** a fissure between the petrous and squamous portions of the temporal bone. **petrotympanic f.,** the glaserian fissure. **portal f.,** the transverse fissure of the liver. **postcentral f.,** one of the sulci of the cerebellum **postclivial f.,** one of the fissures of the cerebellum. **postgracile f.** See *postgracile sulcus*, under *sulcus*. **posthippocampal f.,** the

calcarine fissure. **postrhinal f.**, a fissure between the hippocampal and subcollateral convolutions. **postseptal f.**, a cerebral fissure in the posterior part of the occipital lobe. **precentral f.**, a fissure parallel to the fissure of Rolando and anterior to it. **preclival f.**, one of the fissures of the cerebellum. **pregracile f.**, the sulcus prægracilis; a fissure of the cerebellum: it lodges the middle cerebral artery. **prelimbic f.**, the anterior part of the callosomarginal fissure. **prepyramidal f.**, a fissure in front of the pyramid, between the tonsil and the cuneate lobule. **pterygoid f.**, pterygoid notch. See *notch*. **pterygotympanic f.** Same as *glaserian f.* **f. of Rolando,** the fissure between the parietal and frontal lobes. **Santorini's f.**, a cleft in the fibrocartilage of the pinna of the ear. **Schwalbe's f's,** the supercentral and anterior occipital fissures. **sphenoid f.**, a cleft in the wings and body of the sphenoid and orbital plate of the frontal bone for various nerves and vessels. **sphenomaxillary f.**, a fissure between the great wing of the sphenoid and the orbital plate of the maxilla. It transmits the superior maxillary and orbital branches of the fifth nerve. **sphenopetrosal f.**, a fissure between the under surface of the great wing of the sphenoid and the petrous portion of the temporal bone. **subfrontal f.** Same as *inferofrontal f.* **subsylvian f.** 1. An occasional fissure on the ventral surface of the frontal lobe of the brain. 2. The horizontal limb of the fissure of Sylvius. **subtemporal f.**, an occasional fissure in the inferior and middle temporal convolutions. **supercallosal f.** 1 The central part of the callosomarginal fissure 2. The callosomarginal fissure. **supercentral f.**, a cleft of the cerebrum situated above and parallel to the dorsal part of the central fissure. **superfrontal f.**, a fissure on the lateral aspect of the frontal lobe, demarcating the second frontal convolution. **superoccipital f.**, a fissure in the upper part of the occipital portion of the posterior lobe of the cerebrum. **superseptal f.**, a fissure in the cuneus nearly parallel with the occipital fissure. **supertemporal f.**, a fissure in front of and parallel to the sylvian fissure. Called also *parallel f.* **f. of Sylvius,** a fissure that separates the anterior and middle lobes of the cerebrum. **tentorial f.**, the collateral fissure. **transtemporal f.**, an occasional hort fissure on the lateral surface of the temporal lobe. **transverse f.** 1. A fissure crossing the under surface of the right lobe of the liver. 2. A horseshoe-shaped fissure extending from the descending cornu of the cerebrum on one side to that on the other. **tympanomastoid f.** Same as *auricular f.* **umbilical f.**, the anterior part of the longitudinal fissure of the liver. **f. of the vestibule,** the crack by which the fenestra rotunda opens into the vestibule. **Wernicke's f.**, a fissure that sometimes demarcates the parietal and temporal lobes from the occipital lobe **zygal f.**, a fissure that consists of two portions united by a third portion. **zygomaticosphenoid f.**, a fissure between the orbital surface of the great wing of the sphenoid bone and the malar bone.

fistula (fis'tu-lah), pl. *fis'tulæ* [L. "pipe"]. A deep, sinuous ulcer, often leading to an internal hollow organ. **abdominal f.**, a passage leading from the abdominal surface to some one of the hollow abdominal viscera. **aërial f.**, an opening in the neck leading to the trachea or other part of the air-passages. **amphibolic f.**, an opening made into the gall-bladder of an animal in order to obtain bile for study. The common bile-duct is left intact so that the bile may flow through it when the fistula is closed. **anal f.**, a fistula near the anus, which may or may not communicate with the rectum. **f. au'ris congen'ita,** a congenital fissure of the auricle. **Bellini's f., f. bellinia'na,** a urinary tubule. **biliary f.**, a fistula into the gall-bladder. **f. bimuco'sa,** a complete fistula of the anus both ends of which open on the mucous surface. **blind f.**, one that is open at one end only. **blind f., external,** a blind fistula that opens upon the skin. **blind f., internal,** one that opens upon a mucous surface. **branchial f.**, an unclosed branchial cleft. **cervical f.** 1. Aerial fissure. 2. A fistula of the cervix uteri. **f. cervicovaginal'is laqueat'ica,** a fistula in the vaginal portion of the cervix uteri, between the uterine canal and the vagina. **f. ciba'lis,** the esophagus. **coccygeal f.**, a fistula near the coccyx leading to a dermoid cyst of that region. **f. col'li congen'ita,** a congenital fistula in the neck opening into the pharynx. **complete f.**, one that opens upon the skin and also upon an internal cavity. **f. cor'neæ,** a fistula in the cornea **dental f.**, a fistula into the cavity of an alveolar abscess. **Eck's f.**, an artificial communication made between the portal vein and the vena cava (Eck, 1877). **enterovaginal f.**, a fistula between the intestine and the vagina. **enterovesical f.**, a fistula between the intestines and the bladder. **fecal f.**, one that communicates with the intestine. **folliculovestibular f.**, peri-urethral fistula in the female subject. **gastric f.**, an opening, usually artificial, into the stomach through the wall of the abdomen. **gastrocolic f.**, a fistula between the stomach and the colon. **gastrocutaneous f.**, a fistula connecting the lumen of the stomach with the surface of the skin. **gastroduodenal f.**, a fistula between the stomach and the duodenum. **gastrointestinal f.**, a fistula between the stomach and the intestine. **genito-urinary f.**, a fistula opening into any portion of the genito-urinary tract. **gingival f.** Same as *dental f.* **hepatic f.**, a fistula into the liver. **horseshoe f.**, a semicircular fistulous tract near the anus. **incomplete f.**, a blind fistula **internal f.**, a fistula communicating with some internal organ and having no external opening. **intestinal f.**, an opening, usually artificial, through the wall of the belly into the intestines. **lacrimal f.**, a fistula opening into any lacrimal passage. **lacteal f., mammary f.**, a fistula into a lacteal duct. **lymphatic f., f. lymphat'ica,** a fistula in the neck opening into a lymphatic vessel **metroperitoneal f.**, a fistula between the uterine cavity and the peritoneum through the wall of the uterus **f. nervo'rum,** the neurilemma. **parietal f.**, a fistula through the body wall. **perineovaginal f.**, a fistula through the perineum into the vagina. **pharyngeal f.**, a fistula through the neck into the pharynx. **pilonidal f.**, a fistula due to hair growing underneath the skin. **pulmonary f.**, a fistula through the wall of the thorax into the lung **rectolabial f.**, a fistula through the labium majus into the rectum. **rectovaginal f.**, an abnormal opening between the rectum and vagina. **rectovesical f.**, a fistula between the rectum and the bladder. **rectovulvar f.** Same as *rectolabial f.* **salivary f.**, a fistula opening into a salivary duct. **spermatic f.**, a fistula opening into any of the seminal passages. **stercoral f.** Same as *fecal f.* **submental f.**, a salivary fistula opening below the chin. **Thiry's f.**, a form of intestinal fistula made usually upon a dog for the purpose of obtaining intestinal juice. **thoracic f.**, a fistula opening in the wall of the thorax. **tracheal f.**, a fistula through the neck into the trachea. **urachal f.**, a fistula between the urachus and some other organ. **urinary f.**, an abnormal opening into some part of the urinary apparatus **urogenital f.** Same as *genito-urinary f.* **Vella's f.**, an artificial fistula made by dividing the intestine in two places and suturing both ends of the isolated piece to the abdominal wall. It is made in order to secure pure intestinal juice. **vesical f.**, a fistula opening into the urinary bladder. **vesico-intestinal f.**, a fistula between the bladder and the intestine. **vesico-uterine f.**, a fistula between the bladder and the uterus. **vesicovaginal f.**, an opening from the bladder into the vagina.

fistulatome (fis'tu-lah-tōm) [*fistula* + Gr. *τέμνειν* to cut]. The same as *syringotome*.

fistulectomy (fis-tu-lek'to-me) [*fistula* + Gr. *ἐκτομή* excision]. The operation of excising a fistula.

fistulization (fis''tu-liz-a'shun). The process of becoming fistulous; also a surgical procedure on the bladder for cystitis, prostatic disease, etc.

fistulo-enterostomy (fis''tu-lo-en-ter-os'to-me). The operation of making a biliary fistula empty permanently into the intestine.

fistulous (fis'tu-lus) [L. *fistulo'sus*]. Pertaining to or of the nature of a fistula.

fit (fit). A convulsion, sharp paroxysm, or sudden attack. **pontobulbar f's**, convulsions in jacksonian epilepsy, due to some action or condition situated in the pons or the bulb. **uncinate f.**, an attack of unpleasant olfactory auræ followed by a transient dreamy state, due to a lesion of the uncinate gyrus.

fitchmul (fitsh'mul). A proprietary preparation of balsams and sedatives used as an expectorant.

Fitz's law, syndrome (fits'ez) [Reginald Heber *Fitz*, physician in Boston, 1843–1913]. See under *law* and *syndrome*

fix. To turn the eye so that the image of the object looked at falls on the fovea centralis.

fixateur (fĕks-at-er') [Fr]. Same as *amboceptor*.

fixation (fiks-a'shun) [L. *fixa'tio*]. 1. The act of holding or fastening in a fixed position. 2. The condition of being fixed. **f. of the complement,** when antigen unites with its specific antibody, complement, if present, is taken into the combine and becomes inactive or fixed. Its presence or absence as free, active complement can be shown by adding sensitized blood-cells or blood-cells and hemolytic amboceptor to the mixture If free complement is present, hemolysis occurs; if not, no hemolysis is observed. This reaction is the basis of many tests for infection, including the Wassermann test for syphilis, and reactions for gonococcus infection, glanders, typhoid fever, tuberculosis, etc. Called also *complement fixation* and *Bordet-Gengou phenomenon* **nitrogen f.**, the union of the free atmospheric nitrogen with other elements to form chemic compounds, such as ammonia and nitrates or amino groups. It is done mostly by certain organisms in the soil, by electric power in special machines, and by catalysis

fixative (fiks'at-iv). 1. Any fixing agent employed in the preparation of histologic or pathologic specimens. 2. See *amboceptor*.

fixator (fiks-a'tor). Same as *amboceptor*.

fixin (fiks'in). Aluminum lactate used as a gastrointestinal disinfectant.

fixing (fiks'ing). The preparation of tissues for study in such a way that their normal form is preserved.

Fl. A symbol for *fluorin;* also abbreviation for *fluid*.

F. l. a. Abbreviation for L. *fi'at le'ge ar'tis*, let it be done according to rule.

flabellum (fla-bel'um) [L. "fan"]. A set of radiating fibers in the corpus striatum.

flaccid (flak'sid) [L. *flac'cidus*]. Weak, lax, and soft.

flacherie (flash-er-e') [Fr.]. A disease of silkworms caused by a microparasite.

flag (flag). A name for various monocotelydonous plants having ensiform leaves. **blue f.** See *Iris versicolor*. **sweet f.** See *Calamus*.

Flagellata (flaj-el-a'tah). A subdivision of the class *Mastigophora* of the order *Protozoa*, containing forms with a definite anterior end on which there are one or more flagella.

flagellate (flaj-el'āt). 1. Furnished with slender, whip-like processes. 2. A form of microörganism observed in the blood of typhoid patients.

flagellation (flaj-el-a'shun). The protrusion of flagella; exflagellation.

Flagellidia (flaj-el-id'e-ah). Same as *Flagellata*.

flagellospore (flaj-el'o-spōr). A spore provided with one or more flagella. Called also *flagellula*.

flagellula (flaj-el'u-lah). See *flagellospore*.

flagellum (fla-jel'um), pl. *flagel'la* [L. "whip"]. A mobile, whip-like process or cilium.

flaginac reaction (flaj'in-ak). See under *reaction*.

flail-joint (flāl'joint). A joint which, after resection, shows abnormal mobility.

Flajani's disease (flah-jan'ēz) [Joseph *Flajani*, Italian surgeon, 1741–1808]. Basedow's disease.

flame, manometric (flām). A gas-flame in a manometric capsule for producing flame-pictures.

flame-picture (flām'pikt-yur). A picture produced by a manometric capsule and mirror for exhibiting to the eye the qualities of vowel-sounds.

flame-spots. See under *spot*

flammentachygraph (flam-en-tak'ig-raf). An instrument for recording morbid conditions of the circulation.

flank (flank). The part of the body below the ribs and above the ilium.

flannel, vegetable (flan'el). A fabric prepared in Germany from the fiber of *Pi'nus sylves'tris:* said to be beneficial when worn by rheumatic patients.

flap (flap). A mass of tissue partly detached by the knife. **cellulocutaneous f.**, a surgical flap cut from skin and subcutaneous tissue. **circular f.**, a surgical flap of a somewhat circular outline. **musculocutaneous f.**, a surgical flap cut from skin and muscle. **skin-f.**, a thin surgical flap containing little or no diagonal tissue. **sliding f.**, a flap carried to its new position by sliding.

flaps (flaps). Severe swelling of the lips in horses.

flash method (flash). See under *method*.

flask (flask). A metal case containing plaster of Paris in which a denture is placed for vulcanizing. Called also *molding flask*.

flasking (flask'ing). The enclosure of a denture in a flask for the purpose of vulcanizing it.

flat (flat). 1. Lying in one plane; having an even surface. 2. Having little or no resonance. 3. Slightly below the normal pitch of sound.

flatfoot (flat'fut). A condition in which one or more of the arches of the foot have flattened out.

flatness (flat'nes). A peculiar quality of sound obtained by percussing a part that is abnormally solid.

flatulence (flat'u-lens) [L. *flatulen'tia*]. Distention of the stomach or intestines with air or gases.

flatulent (flat'u-lent) [L. *flatulen'tus*]. Characterized by flatulence; distended with gas.



A B

Print of a normal foot sole (A) and of a flatfoot sole (B) (Albert).

flatus (fla'tus) [L.]. 1. Gas or air in the stomach or intestines. 2. The air expired in breathing; an act of expelling air from the lungs. **f. vagina'lis,** noisy expulsion of gas from the vagina.

flavedo (fla-ve'do) [L. "yellowness"]. Yellowness, as of the skin.

flavescens (fla-ves'enz) [L.]. Yellowish.

flavicid (fla'vis-id). A dye, 2, 7-dimethyl-3-dimethylamino-6-amino-10-methyl acridinium chlorid: used like acriflavin.

flavine (fla'vin). See *acriflavine*.

Flavobacterium (fla''vo-bak-te're-um) [L. *fla'vus* yellow + *bacterium*]. A genus of Bacteriaceæ; saprophytic and forming a yellow or orange pigment.

flavone (fla'vōn). A colorless crystalline substance, $C_{15}H_{10}O_2$, derived from γ-pyrone. From it are formed numerous yellow dyestuffs.

flavonol (fla'vo-nol). A yellow, crystalline substance, $C_{15}H_{10}O_3$, a hydroxyl derivative of flavone.

flavor (fla'vor). 1. That quality of any substance which affects the taste. 2. A pharmaceutic or other preparation for qualifying the taste of a food or medicine.

flax (flaks). See *linum*.

flaxseed. See *linseed*.

Fld., fld. Abbreviation for *fluid*.

fl.dr. An abbreviation for *fluidram*.

flea (flē). Any insect of the family Sarcopsyllidæ; many are parasitic and may act as carriers of disease. **cat f.** See *Ctenocephalus*. **Chigoe f.** See *chigger*. **common f.** See *Pulex*. **common rat f.** See *Ceratophyllus*. **dog f.** See *Ctenocephalus*. **human f.** See *Pulex*. **jigger f.** See *chigger*. **mouse f.** See *Ctenopsyla musculi* **sand f.** See *Dermatophilus*. **squirrel f.** See *Hoplopsyllus*. **sticktight f.,** Echidnophaga. **tropical or Indian rat f.** See *Xenopsylla*.

fleabane (flē'bān). See *Erigeron*.

fleam (flēm). A lancet for use in venesection; a phlebotome. See *phlebotome*.

Flechsig's area, cuticulum, fasciculus, field, tract, etc. (flek'sigz) [Paul Emil *Flechsig*, alienist in Leipzig, born 1847]. See *area, cuticulum, fasciculus, field, tract*, etc.

fleece of Stilling (flēs). A lacework of white fibers that surrounds the dentate nucleus.

Fleischl's hemometer (flī'shelz) [Ernst von *Fleischl* von Marxow, Austrian pathologist, 1846–1891]. See *hemometer*.

Fleischmann's bursa (flīsh'manz) [Godfried *Fleischmann*, German anatomist, 1777–1853] See under *bursa*.

Fleming's tincture [Alexander *Fleming*, English physician, 1824–1875]. See *solution*.

flemingen (flem-in'jin). An orange-red powder, in small prismatic needles, from waras, a product of *Flemin'gia grahamia'na;* a strong stain

Flemming's solution (flem'ingz) [Walther *Flemming*, anatomist in Kiel, 1843–1905]. See *solution*.

flesh (flesh). The soft or muscular parts of the animal body. **goose f.** See *cutis anserina* **proud f.,** an excessive development of granulation tissue in a wound or sore

fletcherism (fletsh'er-izm) [Horace *Fletcher*, American dietitian, 1849–1919]. The thorough mastication of solid food and the taking of liquids by sips.

flex (fleks) [L. *flex'us* bent]. To bend or put in a state of flexion.

flexibilitas ce'rea (fleks-i-bil'it-as) [L. "waxen pliability"]. A cataleptic state in which the limbs retain any position in which they may be placed.

flexibility (fleks-ib-il'it-e) [L. *flexibil'itas*]. The quality of being flexible.

flexible, flexile (fleks'i-bl, fleks'il) [L. *flexib'ilis, flex'ilis*]. Readily bent without liability to break.

fleximeter (flex-im'et-er). An instrument for measuring the amount of flexion of a joint.

flexion (flek'shun) [L. *flex'io*]. The act of bending or condition of being bent.

Flexner's bacillus, serum (fleks'nerz) [Simon *Flexner*, American pathologist, born 1863]. See under *bacillus* and *serum*.

flexor (fleks'or) [L.]. Any muscle that flexes a joint. See *muscles, table of*.

flexuose (fleks'u-ōs). Winding or wavy.

flexura (fleks-u'rah), pl. *flexu'ræ* [L.]. 1. A bending or a bent part or structure. 2. The radiocarpal joint of the horse. **f. duodenojejuna'lis** [B N A], duodenojejunal flexure. **f. perinea'lis rec'ti** [B N A], the anal canal. **f. sacra'lis rec'ti** [B N A], the sacrococcygeal portion of the rectum.

flexure (fleks'ūr) [L. *flexu'ra*]. A bend or fold; a curved part or structure. **basicranial f.,** a bend in the embryo at the upper end of the medulla oblongata. **caudal f.,** the bend at the aboral end of the embryo. **cephalic f., cranial f.,** the curve at the cephalic end of the embryo. **cerebral f.,** one of the bends in the embryonic brain. **cervical f.,** a bend in the neural tube of the embryo at the junction of the brain and spinal cord. **dorsal f.,** one of the flexures of the embryo in the mid-dorsal region. **duodenojejunal f.,** the bend at the point of junction of the duodenum and jejunum. **hemal f.,** a curvature of the cerebral vesicles toward the hemal or ventral aspect. **hepatic f.,** the bend of the colon at the junction of its ascending and transverse parts. **lumbar f.,** the ventral curvature of the back in the lumbar region. **mesencephalic f.,** a flexure in the neural tube of the vertebrate embryo at the level of the mesencephalon. **pontine f.,** a flexure of the hind-brain in the embryo. **sacral f.** Same as *caudal f.* **sigmoid f.,** a part of the colon between the descending colon and the rectum. **splenic f.,** the bend of the colon at the junction of the transverse and descending portions.

Flindt's spots (flints) [N. *Flindt*, contemporary Danish physician]. Koplik's spots.

flint disease. Chalicosis.

Flint's arcade (flintz) [Austin *Flint*, American physician, 1836–1915]. See *arcade*.

Flint's murmur (flintz) [Austin *Flint*, American physician, 1812–1886]. See *murmur*.

floating (flo'ting). 1. Free to move. 2. Detached from the normal place, as, a *floating* kidney.

floccilation, floccitation (flok-sil-a'shun, flok-sit-a'shun) [L. *floccila'tio, floccita'tio*]. The picking at the bed-clothes by a delirious patient.

floccilegium (flok-sil-e'je-um). Floccilation.

floccose (flok'ōs) [L. *flocco'sus* full of flocks of wool]. Wooly: said of a bacterial growth which is composed of short, curved chains variously oriented.

floccular (flok'u-lar). Pertaining to the flocculus.

flocculation (flok-u-la'shun). A colloid phenomenon in which the disperse phase separates in discrete, usually visible, particles rather than in a continuous mass, as in coagulation.

flocculent (flok'u-lent). Containing downy or flaky shreds.

flocculus (flok'u-lus), pl. *floc'culi* [L. "tuft"]. A small lobe on the lower side of either cerebellar hemisphere. **accessory f.,** a small lobe sometimes seen near the flocculus in the inferior process of the cerebellum.

Flood's ligament (fludz) [Valentine *Flood*, Irish surgeon, 1800–1847]. See *ligament*.

flooding (flud'ing). Copious uterine hemorrhage.

floor-cells (flor'selz). See *cell*.

floor-plate. See *plate*.

Flor. Abbreviation for L. *flo'res*, flowers.

flora (flo'rah) [L *flo'ra*, the goddess of flowers]. All the flowers of a given region of the earth.

floram (flo'ram). Ammonium bifluorid: used in pyorrhœa alveolaris.

Florence's reaction (flor-ahns') [Albert *Florence*, physician in Lyons, France, born 1851]. See *reaction*.

flores (flo'rēz) [L. pl. of *flos* flower]. 1. The blossoms or flowers of a plant. 2. A drug after sublimation. **f. benzoi'ni,** benzoic acid. **f. ci'næ,** Russian wormwood. **f. sul'phuris,** sublimed sulphur.

floricin (flo'ris-in). See *dericin*.

florid (flor'id) [L. *flor'idus*, flowery]. Having a bright red color.

floridin (flor'id-in). A purplish or violet coloring-matter occurring in the blood of invertebrates.

Flourens's doctrine (floo-ranz') [Marie Jean Pierre *Flourens*, French physiologist, 1794–1867].

The opinion that the entire cerebrum takes part in every mental process.

flourine (flowr-ēn'). The trade-name of a preparation of flour and glucose.

flow (flō). 1. To menstruate copiously. 2. A free liquid discharge. 3. The menses. **f. of ideas.** See *incoherent ideation*, under *ideation*.

flower (flow'er). The organs of reproduction of a plant together with their envelopes, the bloom of a plant. **elder f.**, Sambucus. **mullein f.**, Verbascum. **Pasque f.**, Pulsatilla. **passion f.**, Passiflora. **wind f.**, Pulsatilla.

Flower's index (flow'erz) [Sir William Henry *Flower*, British physician, 1831–1899]. See under *index*.

flowers (flow'erz). 1. See *flores*. 2. A sublimed drug, as sulphur or benzoin. 3. The menses. **f. of arsenic**, arsenic trioxid **f. of benzoin**, benzoic acid. **f. of camphor**, powdered camphor prepared by sublimation. **f. of sulphur**, sublimed sulphur.

Fl.oz. Abbreviation for *fluidounce*.

fluctuli (fluk-tik'u-li) [L. " little waves "]. Markings, like small waves, on the lateral wall of the third ventricle behind the anterior commissure.

fluctuation (fluk-tu-a'shun) [L. *fluctua'tio*]. 1. A wave-like motion, as of a fluid in a cavity of the body after succussion. 2 A slight variation in the structure of an organism.

fluegelplatte (fle"gel-plaht'e). See *dorsolateral plate*, under *plate*.

Fluhrer's probe (flu'rerz) [William Francis *Fluhrer*, contemporary physician in New York]. See under *probe*.

fluid (flu'id) [L. *flu'idus*]. A liquid or a gas. **allantoic f.**, the fluid contained in the allantois. **Altmann's f.**, a histologic fixing fluid composed of equal parts of 2 per cent osmic acid solution and a 5 per cent potassium dichromate solution. **amniotic f.**, the liquor amnii. **ascitic f.**, the serous fluid which accumulates in the peritoneal cavity in ascites. **Bamberger's f.**, an albuminous mercuric solution for use in the treatment of syphilis. **Berthollet's f.**, a mixture of sodium chlorid and sodium hypochlorite solutions. **Biondi's f.**, a histologic staining mixture of orange-green, methyl-green, and acid fuchsin. **Biondi-Ehrlich f.**, a staining mixture of basic methyl-green and acid-red fuchsin. **Bouin's f.**, a fixing fluid for histologic work, consisting of 75 parts of a saturated aqueous solution of picric acid, 5 parts of glacial acetic acid, and 20 parts of formalin. **Burnett's disinfecting f.**, a strong aqueous solution of zinc chlorid. **Callison's f.**, a solution, in 90 parts of distilled water, of Loffler's anilin methylene-blue 1 part, formaldehyd solution 1 part, glycerin 10 parts, ammonium oxalate 1 part, sodium chlorid 5 parts used as a diluent in counting red blood-corpuscles. **cephalorachidian f.**, cerebrospinal fluid. **cerebrospinal f.**, the fluid contained within the cerebral ventricles, subarachnoid sinus, and the central canal of the cord. **chlorpalladium f.**, a decalcifying fluid for anatomic and other specimens: palladium chlorid, 1 cg.; hydrochloric acid, 1000 c.c. **Coley's f.**, a mixture of erysipelas and prodigiosus toxins, used in the treatment of malignant tumors. **Condy's f.**, a disinfecting solution of sodium and potassium permanganates. **culture-f.**, a fluid employed as a culture-medium. **Dakin's f.**, a buffered aqueous solution of sodium hypochlorite· used as a bactericide It is prepared by dissolving 140 gm. of dry sodium carbonate in 10 liters of water. To this 200 gm. of chlorinated lime are added After shaking the mixture the clear solution is siphoned off, filtered through cotton, and to it is added 40 gm. of boric acid. See *Carrel-Dakin treatment*, under *treatment*. **Delafield's f.**, a fixing fluid for delicate histologic tissues: osmic acid (1 per cent. solution), 10 c.c.; chromic acid (0.2 per cent. solution), 100 c.c.; acetic acid, 1 c.c.; 95 per cent. alcohol, 100 c.c. **Fischer's f.** Same as *incitamin*. **formol-Müller f.**, Müller's fluid to which has been added 2 per cent. of formalin. **Fralick's f.**, a germicidal fluid containing nascent chlorin and ozone: used by venous injection in tuberculosis. **Hermann's f.** See under *stains, table of*. **Kaiserling's f.** See *Kaiserling's solution*, under *solution*. **labyrinthine f.**, the perilymph. **Lang's f.**, a hardening fluid composed of corrosive sublimate, 5 parts, sodium chlorid, 6 parts, and acetic acid, 5 parts, in 100 parts of water. **Locke's f.** See *Locke's solution* under *solution*. **Mitchell's f.**, a mixture of sodium chlorid, bromin, hydrochloric acid, and water acted on by an electric current: used in pulmonary tuberculosis. **Morton's f.**, a mixture of 10 gr. of iodin, 30 gr. of potassium iodid, and 1 fluidounce of glycerin formerly used by injection in spinal meningocele. **Müller's f.**, a weak solution of potassium dichromate and sulphate: used in fixing, hardening, and preserving anatomic specimens. **Pacini's f.** See under *solution*. **Parker's f.**, a 1 per cent. solution of formaldehyd in 70 per cent. alcohol; a hardening fluid. **Piazza's f.**, a blood-coagulating fluid composed of 1 gm. each of sodium chlorid and ferric chlorid and 4 c.c. of water. **Pitfield's f.**, a diluting fluid for counting leukocytes; made by dissolving 20 gm of acacia gum in 50 c.c. distilled water and adding 50 gm. of glacial acetic acid and 1 dg of gentian-violet **Purdy's f.**, a modification of Fehling's solution, containing 4.752 gm of cupric sulphate, 23.5 gm. of potassium hydroxid, 350 c.c. of strong ammonia, 38 c.c. of glycerin, and enough distilled water to make 1000 c.c. **saline f.** Same as *salt solution*. **Scarpa's f.**, the endolymph of the ear. **subarachnoid f.**, the cerebrospinal fluid. **synovial f.**, synovia. **Tellyesnicz-ky's f.**, a fixing solution consisting of 3 parts of potassium dichromate, 100 parts of water, and 5 parts of glacial acetic acid. **Thoma's f.**, a decalcifying fluid for histologic work, consisting of 95 per cent. alcohol and pure nitric acid in the proportion of 1 c.c. of the latter to 25 c.c. of the former. **Toisson's f.** See under *stains, table of*. **ventricular f.**, the cerebrospinal fluid contained in the cerebral ventricles. **vital f.**, the fluid in the umbilical vesicle. **Waldeyer's f.** See *chlorpalladium f.* **Wickersheimer's f.**, a fluid composed of arsenic trioxid, sodium chlorid, and the sulphate, carbonate, and nitrate of potassium in a mixture of water, alcohol, and glycerin: used for preserving anatomic specimens. **Zenker's f.** See under *solution*.

fluid-acet-extract (flu"id-as-et-eks'trakt). A fluidextract made with a menstruum of acetic acid.

fluidextract, fluidextractum (flu-id-eks'trakt, flu-id-eks-trak'tum). A liquid preparation of a vegetable drug containing alcohol, either as a solvent or as a preservative, of such strength that 1 c.c. of the finished product closely represents the activity of 1 gram of the air-dried and powdered drug. The official fluidextracts are those of belladonna leaves, belladonna root, buchu, cannabis, cascara sagrada, aromatic fluidextract of cascara sagrada, cimicifuga, cinchona, colchicum, ergot, eriodictyon, eucalyptus, glycyrrhiza, pomegranate, hydrastis, hyoscyamus, ipecac, rhubarb, rhus glabra, rose, sarsaparilla, squill, senega, senna, uva ursi, and ginger. **aromatic f.**, made from aromatic powder. Dose, 15 min. (1 c.c.).

fluidglycerate (flu-id-glis'er-āt). A pharmaceutical preparation containing 50 per cent by volume of glycerin combined with a drug in the same degree of strength as a fluidextract The fluidglycerates of the National Formulary are those of cascara sagrada, licorice, krameria, and rhubarb.

fluidism (flu'id-izm). Same as *humoralism*.

fluidounce (flu-id-ouns'). Eight fluidrams.

fluidram (flu-id-ram'). A measure equal to 56.96 grains of distilled water.

fluinol (flu'in-ol). A proprietary pine-needle extract: used as a sedative addition to baths.

fluke (flūk). Any parasitic trematode worm. **blood-f.** See *Schistosoma.* **intestinal f's.** See *Amphystoma, Fasciolella, Fasciolopsis, Gastrodiscus, Heterophyes, Metagonimus, Watsonius,* and *Yokagawa* **Kwan's f.,** a species found in Hong-Kong. It resembles Fasciola buski. **liver f's.** See *Clonorchis, Picrocelium, Fasciola, Metorchis,* and *Opisthorchis.* **lung-f.** See *Paragonimus.*

flumerin (flu'mer-in). A dark red powder easily soluble in water. It is the disodium salt of hydroxy mercury fluorescein, $HgOH.C_6H_2(ONa).O\ C_6H_3(O).C.C_6H_4\ COONa$. It is used intravenously in the treatment of syphilis. Dose, 0.20–0.35 gm.

flu'mina pilo'rum [B N A]. The hair-streams, or lines along which the hairs are arranged on various parts of the body.

fluoform (flu'o-form). A compound, CHF_2, somewhat analogous to chloroform. its aqueous solution is recommended in whooping-cough and tuberculosis.

fluor albus (flu'or al'bus) [L. " white flow "]. See *leukorrhea.*

fluorane (flu'or-ān). The mother substance from which fluorescein and its derivatives are obtained. It is $C_6H_4\ O(C_6H_4\ CO)_2$.

fluorescein, fluorescin (flu-or-es'e-in, flu-or-es'in) The simplest of the fluorane dyes and the mother substance of eosin. A dilute solution of its sodium salt, $NaO\ (C_6H_3.O)_2C.C_6H_4\ COONa$, is used to detect corneal lesions by the green stain produced.

fluorescence (flu-or-es'ens) [first observed in *fluor-spar*] The property certain bodies, especially organic fluids and solutions, manifest when irradiated the light they emit differs in wave length from the light they absorb.

fluorid (flu'or-id). Any binary compound of fluorin.

fluorin (flu'or-in) [from *fluor-spar,* from which it is derived]. A halogen, non-metallic, gaseous element, not unlike chlorin. symbol, F, atomic weight, 19.

fluoroform (flu'or-o-form). A gas, trifluormethane, CHF_3, analogous to chloroform has been used in phthisis.

fluoroformol (flu"or-o-for'mol). A 3 per cent. aqueous solution of fluoroform: used as an antiseptic in pneumonia, tuberculosis, and lupus.

fluorol (flu'or-ol) Sodium fluorid, NaF, a white, crystalline powder· antiseptic, antiperiodic, etc. Dose, $\frac{1}{6}$–$\frac{1}{2}$ gr. (0.004–0.0054 gm), for tuberculosis of children, $\frac{1}{600}$–$\frac{1}{2}$ gr. (0.1–5 mg).

fluorometer (flu-or-om'et-er). 1. An apparatus for measuring the quantity of rays given out by an x-ray tube 2. An attachment to the fluoroscope, enabling the operator to secure a correct and undistorted shadow of the object and to locate exactly the position of the object.

fluoroscope (flu-or'os-kōp) [*fluorescence* + Gr. σκοπεῖν to view]. A device used for examining deep structures by means of the Roentgen rays: it consists of a screen (*fluorescent screen*) covered with crystals of calcium tungstate

fluoroscopic (flu'or-o-skop-ik). Pertaining to fluoroscopy.

fluoroscopy (flu-o-ros'ko-pe). Examination by means of the fluoroscope.

fluorphenetol (flu-or-fen'et-ol). A preparation of fluorin and phenetol.

fluorrheumin (flu-or-u'min). A proprietary ointment of petrolatum, lanolin, difluordiphenyl, and fluorphenetol: used in rheumatism, lumbago, and sciatica.

flush (flush). A redness of the face and neck. **hectic f.,** the peculiar flush of the febrile state of hectic fever. **mahogany f.,** a deep-red or mahogany-colored, circumscribed spot seen on one cheek in some cases of lobar pneumonia.

flutter, atrial or **auricular** (flut'er). A condition of cardiac arhythmia in which the auricular contractions are extremely rapid (180 to 400 per minute), but are rhythmic and of uniform amplitude. The ventricles are unable to respond to each auricular impulse, so that a partial or complete block is set up, the impulses no longer arise from the sino-auricular node, but from some other portion of the auricle.

fluvanil (flu'van-il). A principle, $C_{40}H_{64}O_4$, derived from gutta-percha.

flux (fluks) [L. *flux'us*]. 1. An excessive flow or discharge. 2. A substance that facilitates the fusion of metals or minerals **alvine f.,** diarrhea. **bilious f., hepatic f.,** tropical dysentery with a copious discharge of bile. **bloody f.** See *dysentery.* **celiac f.,** diarrhea accompanied by the discharge of undigested food. **menstrual f.,** the menses.

fly (fli). A dipterous or two-winged insect **black f.** See *Simulium.* **blow f., blue-bottle f.** See *Calliphora.* **bot f.** See *Dermatobia.* **cheese f.** See *Piophila.* **Columbacz f.** See *Simulium columbaczense.* **crane f.** See *Tipulidæ.* **deer f.** See *Chrysops discalis.* **drone f.,** Eristalis tenax. **dung f.,** Sepsis violacea. **eye f.** See *Siphunculina funicola.* **filth f.,** Musca domestica. **flesh f.** See *Sarcophaga* and *Wohlfahrtia.* **fruit f.** See *Drosophila.* **gad f.** See *Tabanus.* **gold f.** See *Lucilia cæsar.* **green bottle f.** See *Lucilia.* **heel f.** See *Hypoderma.* **horn f.** See *Hematobium.* **horse f.** See *Tabanus.* **house f.** See *Musca domestica.* **mango** or **mangrove f.** See *Chrysops.* **Motuca f.** See *Lepidosilaga.* **phlebotomus f.** See *Phlebotomus.* **pomace f.** See *Drosophila.* **Russian f.,** cantharis. **sand f.** See *Phlebotomus.* **screw-worm f.** See *Chrysomyia.* **Seroot f.,** Tabanus gratus. **Spanish f.,** cantharis. **stable f.** See *Stomoxys.* **tsetse f.** See *Glossina.* **tumbu f.** See *Cordylobia anthropophaga.* **typhoid f.,** Musca domestica **vinegar f.** See *Drosophila.* **warble f.** See *Dermatobia.*

fly-agaric. See *Amanita muscaria.*

fly-blister (fli'blis-ter). A blister prepared from cantharides.

flying-blister (fli'ing-blis-ter). A blister to be moved from place to place.

F. M., f. m. Abbreviation for L. *fi'at mistu'ra,* make a mixture.

focal (fo'kal). Pertaining to or occupying a focus. **f. infection.** See *infection.*

Fochier's abscess (fosh-e-āz') [Alphonse *Fochier,* French gynecologist, 1845–1903]. See under *abscess.*

focil, focile (fo'sil, fo'sil-e) [L. *fusil'lus,* a little spindle]. One of the bones of the forearm or leg.

focimeter (fo-sim'et-er). An apparatus for finding the focus of a lens.

focus (fo'kus), pl. *fo'ci* [L. " fire-place "]. 1. The point of convergence of light-rays or of the waves of sound 2. The chief center of a morbid process. **aplanatic f.,** that focus or point from which rays diverging pass the lens without spheric aberration. **conjugate f.,** the point at which rays that come from some definite point are brought together. **principal f.,** the point at which rays that were parallel before refraction are brought together. **real f.,** the point at which convergent rays intersect. **virtual f.,** the point at which divergent rays would intersect if prolonged backward.

Fœniculum (fe-nik'u-lum), gen. *fœnic'uli* [L.]. A genus of umbelliferous plants. See *fennel.*

Foerster. See *Förster.*

fœtal, fœtus, etc. See *fetal, fetus,* etc.

fogging, fogging system (fog'ing). A method of testing the vision by first making the patient arti-

ficially myopic by means of plus spheres in order to relax all accommodation before using cylinders.

foil (foil). Metal in very thin, pliable sheets. The chief foils used in medicine and dentistry are those of gold, platinum, and tin.

Fol. Abbreviation for L. *fo'lia*, leaves.

fold (fōld). A rather thin, recurved margin, or doubling. **amniotic f.**, the folded edge of the amniotic membrane where it rises over and finally encloses the embryo. **Arnold's f.**, Béraud's valve; a slip of mucous membrane sometimes found at the junction of the nasal duct with the lacrimal sac. **aryepiglottic f.**, a fold of mucous membrane extending on either side between the lateral border of the epiglottis and the summit of the arytenoid cartilage. **axillary f's**, the folds of skin bounding the armpit. **cecal f.** Same as *plica cæcalis*. **ciliary f.**, one of a series of low ridges in the furrows between the ciliary processes. **conjunctival f.**, the fold at the point where the conjunctiva is reflected from the eyeball onto the eyelid. **costocolic f.**, a fold of peritoneum from the diaphragm to the splenic flexure of the colon, forming a shelf-like structure above the spleen. **Douglas's semilunar f.**, a thin, curved margin; the lower part of the posterior wall of the sheath of the abdominal rectus muscle. **Duncan's f's**, loose folds of peritoneum covering the uterus immediately after delivery. **duodenojejunal f.**, a peritoneal fold from the transverse mesocolon to the union of the duodenum with the jejunum. **epigastric f.**, a fold of peritoneum covering the epigastric vessels. **gastropancreatic f.**, a fold of the peritoneum between the stomach and the pancreas. **genital f.**, a fold of skin in the embryo, on each side of the genital tubercle, which develops into the urethral walls in the male or the labia minora in the female. **genitomesenteric f.**, a fold of peritoneum passing from the mesentery of the ileum to the pelvis, attached in the fetus to the genital gland below. **glosso-epiglottic f's**, three folds of mucous membrane extending from the base of the tongue to the epiglottis. **gluteal f.**, the crease separating the buttock from the thigh. **Guérin's f.**, a fold of mucous membrane occasionally seen in the fossa navicularis of the urethra. **head f.**, the inflection of the blastoderm at the head end of the embryo. **Heister's f.** See *Heister's valves*, under *valve*. **Hensing's f.**, **parietocolic f.**, the superior ligament of the cecum. **hypoblastic f.**, a fold over the hypoblast in the embryo developing into the notochord. **ileocolic f.**, a crescentic fold of peritoneum forming a part of the mesentery, mesocolon, and mesocecum. **incudal f.**, a mucous fold in the tympanum extending from the long limb of the incus to the posterior wall. **Jonnesco's f.**, **Juvara's f.** Same as *parietoperitoneal f* **Kerkring's f's**, Kerkring's valves. **Kohlrausch's f.**, a fold of mucous membrane projecting from the right side into the lumen of the rectum; the so-called third sphincter. **lacrimal f.**, Huschke's valve. See *valve*. **Luschka's f.**, the ileocolic fold. **Marshall's f.** See *vestigial f.* **medullary f.**, a fold of ectoderm along each side of the medullary plate during the early stages of development of the central nervous system. **mesenteriomesocolic f.**, a fold of peritoneum extending from the mesentery into the mesocolon of the sigmoid flexure. **meso-uterine f.**, a fold of peritoneum supporting the uterus. **Nélaton's f.**, a transverse fold of mucous membrane in the rectum, marking the junction of its lower and middle thirds. **neural f.** Same as *medullary f.* **opercular f.**, a fold of tissue constituting an adhesion between the tonsil and the anterior pillar of the fauces. **palpebral f's**, the folds (superior and inferior) formed by the reflections of the conjunctiva from the eyelids to the eye. **parietoperitoneal f.**, a fetal fold of peritoneum arising at the left side of the ascending colon and attached to the parietal peritoneum at the right of the ascending colon. **Pawlik's f's**, two columns in the vagina forming the lateral boundaries of Pawlik's triangle: they serve to mark the openings of the ureters. **pharyngo-epiglottic f.**, a fold of mucous membrane running backward from the epiglottis. **pituitary f's**, the folds of the dura mater inclosing the hypophysis. **Rathke's f's**, two fetal folds of mesoderm which unite at the median line to form Douglas's septum and to render the rectum a complete canal. **rectal f's**, the crescentic folds of mucous membrane on the lateral walls of the rectum; Houston's valves. **rectovesical f.**, the rectovesical pouch. See *pouch*. **Reid's f.**, the genitomesenteric fold. **retrotarsal f.**, the fornix conjunctivæ. **Rindfleisch's f's**, folds in the serous surface of the pericardium around the beginning of the aorta. **salpingopalatine f.**, a projection in front of the entrance to the eustachian tube within the nasopharynx. **salpingopharyngeal f.**, an eminence behind the entrance to the eustachian tube within the nasopharynx. **Schultze's f.**, a sickle-shaped fold of the amnion extending from the point of insertion of the cord into the placenta to the remains of the umbilical vesicle. **synovial f.**, an extension of the synovial membrane of a joint toward or between two articular surfaces. **tail-f.**, a double fold which, with the head-fold, becomes the amniotic fold surrounding the embryo. **Treves's f.**, a fold of peritoneum at the left border of the cecum, extending from the ileum above to the appendix below. **ventricular f.**, the false vocal cord. **vestigial f.**, **Marshall's f.**, a pericardial fold over the root of the left lung, formed by the obliterated duct of Cuvier. **visceral f's**, the thickened folds between the visceral arches and clefts of the embryo. **vocal f.**, the true vocal cord.

folia (fo'le-ah). Latin for *leaves*.

foliaceous (fo-le-a'shus) [L. *fo'lia*, leaves]. Pertaining to or resembling leaves.

folian (fo'le-an). See *Folius*.

folie (fol-e') [Fr. "insanity"]. Insanity. **f. à deux** (fol-e' a d-uh') ["insanity of two"], communicated insanity. See under *insanity*. **f. circulaire** (fol-e' ser-koo-lair'), circular insanity. **f. du doute** (fol-e' du doot'), doubting insanity. **f. du pourquoi** (fol-e' du poor-kwah'), a psychasthenic condition in which the patient is constantly asking questions. **f. gemellaire** (fol-e' zha-mel-air'), insanity appearing nearly simultaneously in twins. **f. musculaire**, severe chorea. **f. raisonnante** (fol-e' ri-zon-ant'), delusional insanity.

Folin's test (fol'inz) [Otto *Folin*, American physiologic chemist, born 1867]. See under *tests*.

foliosan (fo'le-o-san). Same as *phyllosan*.

folium (fo'le-um), pl. *fo'lia* [L. "leaf"]. A leaf or leaf-like structure, especially one of the leaf-like subdivisions or gyri of the cerebellar cortex. **f. cacu'minis**, **f. ver'mis** [B N A], the most posterior part of the superior vermiform process of the cerebellum.

Folius's process (fo'le-us) [Cæcilius *Folius*, anatomist of Venice, 1615–1650]. See under *process*.

follicle (fol'ik-l) [L. *follic'ulus* little bag]. A very small excretory or secretory sac or gland. **dental f.**, the sac-like structure within the substance of the jaws, inclosing the tooth before its eruption; the dental sac and its contents. **Fleischmann's f.**, a mucous follicle in the mucosa of the floor of the mouth, near the anterior border of the genioglossus muscle. It is not always constant. **gastric f's.** 1. The glands of the stomach which secrete gastric juice. 2. The lymphoid masses in the gastric mucosa. **graafian f.**, any one of the small spheric ovarian bodies, each one of which contains an ovum. **hair-f.**, the depression from which each hair grows. **intestinal f's**, Lieberkühn's follicles. **lenticular f's**, lymphatic follicles of the mucous membrane of

the stomach. **Lieberkühn's f's,** little tubular pits on the mucous membrane of the small intestine. **lymph-f.,** an aggregation of adenoid substance, chiefly found upon the mucous surfaces. **Montgomery's f's,** depressions in the mucous membrane of the uterus. **Naboth's f's,** distended mucous glands within the cervix and about the os uteri. **sebaceous f.,** a sebaceous gland of the skin. **solitary f.,** any discrete lymph-follicle on the mucous surface of the intestine. **vesicular ovarian f.** Same as *graafian f.*

folliclis (fol'ik-lis). A tuberculous disease marked by an eruption on the extremities of red nodules which later become pustular, resulting in an ulcer which heals with a scar.

follicular (fol-ik'u-lar) [L. *follicula'ris*]. Of or pertaining to a follicle or follicles.

folliculin (fol-ik'u-lin) A name given to the hormone which regulates the menstrual cycle on the supposition that it is contained in the liquor folliculi.

folliculitis (fol-ik-u-li'tis). Inflammation of a follicle or follicles. **agminate f.,** inflammation of a set of skin-follicles **f. bar'bæ,** inflammation of the hair-follicles of the beard. **f. decal'vans,** chronic folliculitis of the scalp, leading to cicatricial alopecia.

folliculoma (fol-ik-u-lo'mah). A tumor of the ovary formed from the epithelium of the graafian follicles, and containing structures that resemble follicles.

folliculosis (fol-ik-u-lo'sis). A disease characterized by excessive development of lymph-follicles.

folliculus (fol-ik'u-lus) [L.]. A follicle **f. oöph'orus vesiculo'sus** [B N A], a graafian follicle. See *follicle.* **f. pi'li** [B N A], a hair-follicle. See *follicle.*

fomentation (fo-men-ta'shun) [L. *fomenta'tio; fomen'tum* a poultice] Treatment by warm and moist applications, also the substance thus applied.

fomes (fo'mēz), pl. *fom'ites* [L. "tinder"]. Any substance other than food that may harbor or transmit a contagium.

fomite (fo'mīt). Same as *fomes.*

Fontana's canal, mask, spaces, etc. (fon-tah'-nahz) [Felice *Fontana,* Italian naturalist, 1730–1805]. See *canal, mask, space,* etc.

fontanel, fontanelle (fon-tan-el') [Fr *fontanelle* little fountain] 1 Any one of the unossified spots on the cranium of a young infant 2 An issue for the discharge of humors from the body. **anterior f.** is situated at the junction of the frontal, coronal, and sagittal suture **anterolateral f.** Same as *sphenoid f.* **bregmatic f.** Same as *anterior f.* **Casser's f.,** a fontanel at the junction of the temporal, parietal, and occipital bones **frontal f.** Same as *anterior f.* **Gerdy's f.,** a fontanel occasionally occurring in the sagittal suture. **mastoid f.,** a fontanel between the adjacent edges of parietal, occipital, and mastoid portions of the temporal bone. **occipital f.,** the posterior fontanel. **posterior f.,** one at the junction of the sagittal and lambdoid sutures. **posterolateral f.,** the mastoid fontanel. **sagittal f.,** Gerdy's fontanel. **sphenoid f.,** a fontanel at the point of junction of the frontal, parietal, squamous part of temporal, and great wing of sphenoid bone.

fonticulus (fon-tik'u-lus), pl. *fontic'uli* [L. dim. of *fons* fountain]. 1. The depression at the base of the neck first above the sternum; called also *f. guttu'ris.* 2. A fontanel.

food (food). Anything which, when taken into the body, serves to nourish or build up the tissues or to supply heat; aliment. **isodynamic f's,** foods which generate equal amounts of force in heat-units.

food-ball. See *phytobezoar.*

food-fever. See under *fever.*

foot (fut) [L. *pes*]. The terminal organ of the leg. See also *claw-foot, club-foot, flat-foot, talipes.* **f.-and-mouth disease.** See under *disease.* **bear's f.** See *Polymnia.* **buttress f.,** a condition of periostitis or ostitis in the region of the pyramidal process of the os pedis of a horse with fracture of the process, deformity of the hoof, and alteration of the normal angle of the joint. Called also *pyramidal disease* and *low ringbone.* **claw-f.,** a foot affected with atrophy and contracture of the toes. **cleft f.,** a deformed foot in which the division between the third and fourth toes extends into the metatarsal region. **club-f.** See *talipes.* **contracted f.** See *hoof-bound.* **crooked f.,** a condition of a horse's hoof in which one wall is concave and the opposite wall convex, giving the hoof a bent appearance. It is due to improper trimming and shoeing. **dangle-f.,** a dependent and powerless state of the foot, due to paralysis of the leg muscles. **end-f.,** one of the delicate terminal expansions of nerve-fibers. **flat-f.** 1. See *flat-foot.* 2. That condition of a horse's foot in which the natural concavity of the sole is absent. **forced f.,** a painful swelling of the feet of soldiers after forced marches, due to fracture of the fourth metatarsal bone. **Friedreich's f.,** pes cavus, with hyperextension of the toes seen in hereditary ataxia. **fungus-f.** See *mycetoma.* **golfer's f.,** a painful condition due to breaking down of the anterior arch of the foot in golfers. **hollow f.** See *pes cavus.* **Hongkong f.,** an infectious mycotic disease of the foot occurring in China. **Madura f.** See *mycetoma.* **Morand's f.,** a foot having eight toes. **Morton's f.,** metatarsalgia. **mossy f.,** an infective verrucotic condition of the skin of the feet, endemic in the Amazon region of South America. **f.-phenomenon, f.-reflex.** Same as *ankle-clonus.* **f.-plate,** the plate that forms the base of the stapes **f.-pound,** the energy needed to raise a pound one foot **pricked f.,** a condition in a horse in which the sole or the frog has been punctured either in the forge or by the animal treading on a nail or some other object. **pumiced f.,** a condition in which the sole of a horse's hoof projects beyond the level of the wall, the horn being porous and brittle in quality. Called also *dropped sole* and *convex sole.* **reel f.,** club-foot. **f.-rot.** See under *rot.* **sag-f.,** sagging of the arch of the foot **tabetic f.,** the flat, distorted foot seen in tabes, and due to disease of the tarsus. **taut-f.,** a shortening and contraction of the calf muscles and plantar flexors of the foot, due to high-heeled shoes. **trench-f.,** a condition of the feet of soldiers in the trenches resembling frost-bite. It is due to the prolonged action of water on the skin combined with circulatory disturbance due to cold and inaction. Called also *water-bite, foot stasis,* and *local frigorism.*

foot-candle. A common unit of illumination. It is equivalent to 1.0764 milliphots.

foot-pound. The work done in raising one pound one foot against gravity.

forage (fo-rahzh'). An operation of cutting a V-shaped longitudinal trench in the prostate by means of the electric current, thereby removing the obstruction caused by its hypertrophy.

foramen (for-a'men), pl. *foram'ina* [L.]. A hole or perforation; especially a hole in a bone. **alveolar f.,** one of the openings of the posterior dental canals on the external surface of the maxillary bone. **aortic f.,** the hindmost of the openings of the diaphragm. **apical f.,** the opening of the pulp canal at the apex of the root of a tooth. **arachnoid f.,** the foramen of Magendie. **auditory f., external,** the external meatus of the auditory canal. **auditory f., internal,** a passage for the auditory and facial nerves in the petrous bone **Bartholin's f.,** the obturator foramen. **Bichat's f.,** a canal extending from the subarachnoid space to the third ventricle. **Botalli's f.,** connects the auricles of

the fetal heart. **Bozzi's f.**, Sömmering's yellow spot; the macula lutea of the retina. **f. cæ'cum, cecal f.** 1. A foramen between the frontal bone and crista galli. 2. A canal above the root and dorsum of the tongue. 3. A passage in the mucous membrane of the posterior wall of the pharynx. **f. cæ'cum poste'rius,** a blind depression under the edge of the pons, formed by the termination of the anterior fissure of the medulla oblongata. Called also *f. cæcum of Vicq d'Azyr.* **carotid f.**, the inferior aperture of the carotid canal, for the carotid vessels. **cavernous f.**, a passage for the median vertebral vein in the sphenoid bone. **f. centra'le.** Same as *fovea centralis.* **cervical f.**, a passage for the vertebral artery and vein in the transverse processes of the cervical vertebræ. **condyloid f.**, a passage for the hypoglossal nerve in the occipital bone. **condyloid f., posterior,** a fossa behind either occipital condyle. **conjugate f.**, a foramen formed by a notch in each of two opposed bones. **costotransverse f.**, a foramen between the anterior and posterior costotransverse ligaments for the passage of the intercostal branch of the spinal nerve. **cotyloid f.**, a passage between the margin of the acetabulum and the transverse ligament. **dental f., inferior,** the outer aperture of the inferior dental canal in the ramus of the lower jaw. **dental f., superior,** the foramen of Scarpa. **f. diaphrag'matis (sel'læ)** [B N A], the opening in the center of the diaphragm of the sella through which passes the infundibulum **Duverney's f.** Same as *f. of Winslow.* **emissary f.**, any foramen which gives passage to an emissary vein. **epiploic f.**, the foramen of Winslow **esophageal f.**, the passage for the esophagus through the diaphragm. **ethmoid f.** (*anterior* and *posterior*), foramina on the border of the ethmoid **ethmoid f., anterior,** a canal between the ethmoid and frontal bones for the nasal branch of the ophthalmic nerve and for the anterior ethmoid vessels **Ferrein's f.**, the hiatus fallopii **frontal f.**, the supra-orbital notch. **fronto-ethmoid f.**, a cecal foramen lying between the frontal and ethmoid bones **Galen's f.**, the opening of the anterior cardiac vein into the right auricle. **Hartigan's f.**, a foramen said to exist in the base of the transverse process of a lumbar vertebra, seldom persisting to adult life. **Huschke's f.**, a perforation found near the inner extremity of the tympanal plate: caused by arrest of development. **incisor f., f. incisi'vum** [B N A], the aperture for the anterior palatine artery in the alveolar margin **infra-orbital f.**, the passage in the superior maxillary bone for the infra-orbital nerve and vessels. **innominate f.**, an occasional passage in the temporal bone for the small superficial petrosal nerve. **interventricular f., f. interventricula're,** the communication between the lateral and third ventricles; called also *f. of Monro* and *porta* **intervertebral f.**, any passage (anterior or posterior) formed by the notches of any two adjacent vertebræ. **intervertebral f., posterior,** any space between the articular processes of adjacent vertebræ. **ischiadic f.** Same as *sacrosciatic f.* **jugular f.**, the foramen lacerum posterius. **Key-Retzius f.**, two openings in the inferior choroid tela of the fourth ventricle at the lateral recesses· they open into the cisterna magna. **f. la'cerum.** Same as *f. lacerum medium.* **f. la'cerum ante'rius,** the sphenoid fissure. **f. la'cerum me'dium,** a cleft in the petrous bone and great wing of the sphenoid bone for the carotid artery and the large superficial petrosal nerve. **f. la'cerum poste'rius,** the space formed by the jugular notches of the temporal and occipital bones. **Luschka's f.**, a semilunar opening between the valvula tarini and the ligula, at the lateral angle of the fourth ventricle on either side. **Magendie's f.**, a median aperture in the membranous roof of the fourth ventricle which connects the fourth ventricle with the subarachnoid space. **f. mag'num,** a great orifice in the occipital bone through which the brain and spinal cord are connected. **mandibular f.** Same as *dental f., inferior.* **mastoid f.**, a small aperture behind the mastoid process for an artery and vein. **medullary f.** Same as *nutrient f.* **meibomian f.**, the foramen cæcum of the tongue. **mental f.**, a foramen of the lower jaw for the mental nerve and vessels. **f. of Monro.** See *foramen interventriculare.* **Morand's f.**, the foramen cecum (2d def.). **morgagnian f.**, the interval between the basilar process of the occipital bone and the upper border of the superior constrictor muscles of the pharynx. **f. nervo'sum** [B N A], one of the openings on the tympanic edge of the lamina spiralis for the passage of the cochlear nerves. **f. nutric'ium** [B N A], **nutrient f.**, any one of the passages which admit the nutrient vessels to the medullary cavity of a bone. **obturator f., f. obtura'tum** [B N A], the large opening between the os pubis and the ischium **occipital f., f. occipita'le mag'num** [B N A], the large opening in the occipital bone through which passes the lower part of the medulla oblongata **olfactory f.**, any one of the many openings of the cribriform plate of the ethmoid bone **optic f.**, the passage for the optic nerve and ophthalmic artery at the apex of the orbit. **f. ova'le** [B N A] 1. A fetal opening between the heart's auricles. 2. An aperture in the great wing of the sphenoid bone for the inferior maxillary nerve and the small meningeal artery **pacchionian f.**, the opening in the tentorium cerebelli through which the pons extends **palatine f., anterior,** an orifice in the anterior part of the roof of the mouth for a nerve and artery, the mouth of the incisor canal **palatine f., posterior** or **great,** the orifice in the hard palate of the posterior palatine canal **parietal f.**, an opening near the back of the upper border of the parietal bone for a vein. **pterygopalatine f.**, the exterior aperture of the pterygopalatine canal **pulpal f.** Same as *apical f.* **quadrate f.**, the opening in the diaphragm for the postcava **Retzius's f.** Same as *Key-Retzius f* **rivinian f.**, the notch of Rivinus; also a minute opening said by some observers to exist in Shrapnell's membrane **f. rotun'dum,** a round aperture in the great wing of the sphenoid for the superior maxillary nerve. **sacral f., anterior,** any one of the eight openings (four on each side) on the posterior surface of the sacrum for the anterior or motor roots of the sacral nerves **sacral f., posterior,** any one of the four orifices on each side of the posterior surface of the sacrum for the posterior or sensory roots of the sacral nerves **sacrosciatic f., great,** the oval space between the innominate bone and the lesser sacrosciatic ligament. **sacrosciatic f., smaller,** the space between the greater and lesser sacrosciatic ligaments and the innominate bone. **Scarpa's f.**, two foramina behind the middle incisor teeth they transmit the nasal palatine nerves. **Schwalbe's f.**, the foramen cæcum posterius **sciatic f.**, sacrosciatic foramen. **f. singula're** [B N A], an opening on the inferior fossa of the fundus of the internal auditory canal, for the passage of the nerve to the ampulla of the posterior semicircular canal **Sömmering's f.**, the fovea centralis. **sphenopalatine f.**, the space between the orbital and sphenoid processes of the palate bone. **sphenotic f.**, the foramen lacerum medium. **f. spino'sum** [B N A], an opening in the great wing of the sphenoid near its posterior angle, for the middle meningeal artery. **Stenson's f.**, the two foramina behind the outer incisor teeth· each transmits an artery. **stylomastoid f.**, a foramen between the styloid and mastoid processes, for the facial nerve and stylomastoid artery. **suborbital f.**, the orifice at the anterior end of the infra-orbital canal for the infra-orbital artery and nerve. **suprapyriform f.**, an opening above the pyramidalis muscle through which the gluteal vessels and superior gluteal nerve pass out of the pelvis.

Tarin's f., the hiatus fallopii. **Thebesian f., f. thebes'ii**, the venæ thebesii or their orifices in the right auricle. **thyroid f.**, the obturator foramen. **f. transversa'rium** [B N A], **transverse f.**, the vertebro-arterial foramen. **f. ve'næ ca'væ** [B N A], the quadrate foramen. **f. vena'rum minima'rum (thebes'ii)** Same as *f. thebesii*. **vertebral f.**, the space in any vertebra for the lodgment of the spinal cord. **vertebral f., anterior**, any passage for a spinal nerve. **vertebro-arterial f.**, a passage in each transverse process of a cervical vertebra for the vertebral artery and veins. **f. of Vesalius**, an opening at the inner side of the foramen ovale of the sphenoid. **f. of Vicq d'Azyr.** See *f. cæcum posterius*. **Weitbrecht's f.**, a foramen in the capsule of the shoulder-joint through which passes the synovial membrane to the bursa that lines the under surface of the subscapularis muscle **f. of Winslow**, the aperture between the greater and lesser peritoneal cavities **zygomaticofacial f.**, the external aperture of the malar canal on the malar bone for the temporomalar nerve **zygomaticoorbital f.**, the temporomalar canal **zygomaticotemporal f.**, the internal orifice of the malar canal in the malar bone for the temporomalar nerve.

foramina (for-am'in-ah). Plural of *foramen* **f. nasa'lia**, vascular foramina, opening on the outer surface of each nasal bone **f. nervo'sa** [B N A] See *f. nervo'sum* **f. palati'na mino'ria** [B N A], external accessory palatine canals. **f. papilla'ria re'nis** [B N A], minute openings in the summit of each renal papilla, the openings of the secreting tubules. **f. vena'rum minima'rum** [B N A], the Thebesian foramina.

foraminalum (for-am-in'a-lum). A very small foramen.

foraminiferous (for"am-in-if'er-us) [*foramen* + L. *fer're* to bear]. Having foramina

foration (fo-ra'shun) [L. *fora'tio*] The act or process of trephination or boring.

force (fōrs) [L. *for'tis* strong] That which originates or arrests motion **catabolic f.**, energy derived from the metabolism of food **nerve f., nervous f.**, the ability of nerve tissue to conduct stimuli **reserve f.**, energy above that required for normal functionating **vital f.**, the energy which characterizes a living organism.

forced foot (fōrst). See under *foot*

forceps (for'seps) [L.]. 1. An instrument with two blades and handles for pulling, grasping, or compressing. 2. Any forcipate organ or part, particularly the terminal fibers of the corpus callosum. **alligator f.**, a strong toothed forceps having a double clamp **alveolar f.**, a forceps for removing portions of the alveolar process. **f. ante'rior.** Same as *f. minor* **artery f.**, a forceps for grasping and compressing an artery **aural f.**, a forceps for operations on the ear. **axis-traction f.**, an obstetric forceps so constructed that the traction may be made in the line of the pelvic axis **bone-f.**, a forceps used for cutting bone. **bulldog f.**, spring forceps for seizing an artery or other part to arrest hemorrhage **capsule f.**, a forceps for removing the lens capsule in membranous cataract **Chamberlen f.**, the original form of obstetric forceps. **clamp f.**, a forceps-like clamp with an automatic lock, used for compressing arteries, the pedicle of a tumor, etc. **clip f.**, a small forceps with broad ends to the blades and fastened by a spring catch, used to close the end of a severed artery during operations. **dental f.**, forceps for the extraction of teeth. **dressing f.**, a forceps with scissor-like handles for grasping lint, drainage-tubes, etc., in dressing wounds. **ear f.**, a delicate forceps for extracting foreign bodies from the auditory canal. **epilating f.**, a forceps for use in plucking out hairs. **fixation f.**, a forceps for holding a part during an operation. **hammer f.**, a combined hammer and forceps for surgeons' use. **hemostatic f.**, a forceps for controlling hemorrhage. **Hodge's f.**, a variety of obstetric forceps. **Kielland's f., Kjelland's f.**, an obstetric forceps having short handles, no axis tractor, a marked cephalic curve, and an articulation permitting a gliding movement of one blade over the other **Knapp's f.**, a forceps with roller blades used to express trachomatous granules from the conjunctiva **Kocher's f.**, a strong forceps for holding tissues during operation or for compressing bleeding tissue. **Laborde's f.**, a forceps for grasping the tongue in Laborde's respiration. **Laplace's f.**, a forceps used in enterostomy for holding the portions of the intestines together while they are being sutured **Levret's f.**, a modified Chamberlen forceps, curved to correspond with the curve of the parturient canal. **Liston's f.**, a bone-cutting forceps **lithotomy f.**, a forceps for removing stone from the bladder in lithotomy. **Löwenberg's f.**, a forceps for removing adenoid growths **f. ma'jor**, the terminal fibers of the callosum that pass into the frontal lobe. **f. mi'nor**, the terminal fibers of the callosum that pass from the splenium into the occipital lobe. **mouse-tooth f.**, a forceps with two or more fine teeth at the tip of each blade. **obstetric f.**, forceps for making traction on the fetus in cases of difficult labor **Péan's f.**, a clamp for hemostasis. **f. poste'rior.** Same as *f. minor*. **roller f.**, a forceps with a roller at the end of each blade used for compressing the granulations in trachoma **sequestrum f.**, a forceps with small but strong serrated jaws for removing the portions of bone forming a sequestrum **Simpson's f.**, a form of obstetric forceps. **speculum f.**, a long slender forceps for use through a speculum **Tarnier's f.**, axis-traction forceps. **tenaculum f.**, a forceps having a sharp hook at the end of each jaw **torsion f.**, a forceps for making torsion on an artery to arrest hemorrhage. **tracheal f.**, a long slender forceps for removing foreign bodies from the trachea. **trachoma f.** Same as *roller f* **tubular f.**, a slender forceps for use through a tubular instrument. **volsellum f., vulsellum f.**, a forceps each blade of which is armed with a vulsellum hook.

Forchheimer's sign (for'shi-merz) [Frederick *Forchheimer*, physician in Cincinnati, 1853–1913]. See *sign*.

forcipate (for'sip-āt). Shaped like a forceps.

Forcipomyia (for-sip-o-mi'e-ah) A genus of Chironomidæ. *F. townsend'i* and *F. u'tæ* are species which are thought to transmit uta by their bites.

forcipressure (for'sip-resh-ur). Pressure with a forceps, chiefly for the arrest of hemorrhage.

Fordyce's disease [John Addison *Fordyce*, New York dermatologist, 1858–1925] See *disease*.

forearm (fōr'arm). The part of the arm between the elbow and the wrist.

forebrain (fōr'brān). The prosencephalon.

foreconscious (fōr-kon'shus). 1. Incapable of becoming conscious until certain conditions are fulfilled. 2. That part of the mind which contains memory impressions which may be brought into consciousness under certain conditions

forefinger (fōr-fin'ger). The first, or index, finger.

foregut (fōr'gut). The embryonic organ whence the pharynx, esophagus, stomach, and duodenum are derived.

forehead (for'ed). The part of the face above the eyes.

Forel's commissure, decussation, field, fornix (fo-relz') [Auguste *Forel*, Swiss neurologist, born 1848]. See *commissure, decussation, field, fornix*

forensic medicine (for-en'sik) [L. *foren'sis* pertaining to the forum or market-place]. Medicine as applied to the questions arising in courts of law or justice; legal medicine, medical jurisprudence.

foreskin (fōr'skin). The prepuce.

foretop (fōr'top). The anterior portion of the mane of a horse covering the forehead.

forewaters (fōr'wat-erz). The water that escapes in hydrorrhœa gravidarum.

forgenin (for'jen-in). A crystalline salt, tetramethyl ammonium formate, $HCOO.N(CH_3)_4$, a proprietary remedy used in neuropathic and arthritic disorders.

Forlanini's treatment (for-lah-ne'nēz) [Carlo *Forlanini*, Italian physician, 1847–1918]. See *treatment*.

formacoll (for'mak-ol). A preparation of formaldehyd and gelatin· antiseptic.

Formad's kidney (for'madz) [Henry F. *Formad*, American physician, 1847–1892]. See under *kidney*.

formadin (for'mad-in). An iodized condensation product of formaldehyd and salicylic acid containing about 56 per cent. of iodin.

formagen (for'maj-en). A proprietary dental cement.

formal (for'mal) [*formic* + *alcohol*]. Methylal or methylene dimethylate, $CH_2(OCH_3)_2$: a clear, fragrant liquid. It is anesthetic and hypnotic. Dose, 2–5 min. (0.133–0.333 c.c).

formalbumin (for-mal-bu'min). A formaldehyd and casein compound; a yellowish powder, used as a wound antiseptic.

formaldehyd (for-mal'de-hīd) Formic aldehyd, a powerfully disinfectant gas, HCHO. The gas is used as a disinfectant for rooms, clothing, etc. The aqueous solution is a colorless, volatile fluid: used as a surgical and general antiseptic and preservative. **f.-gelatin**, glutoformol.

formalin (for'mal-in). A 40 per cent. solution of gaseous formaldehyd. It is used as an antiseptic and disinfectant in 1 : 2000 to 1 200 solutions, and as a fixing agent in histologic work. **f.-gelatin.** See *glutol*.

formalina (for-mal-i'nah). Same as *igazol*.

formalith (for'mal-ith). A porous block charged with formalin: disinfectant.

formaloin (for-mal-o'in) A condensation product of formaldehyd and aloin combining the properties of both.

formamid (for-mam'id). A colorless, oily liquid, $HCONH_2$, allied to urea Combined with chloral, it forms chloralamid.

formamint (for'mam-int). A proprietary mixture of formaldehyd and milk-sugar for use in stomatitis and pharyngitis.

forman (for'man). Chlormethyl-menthyl ether, $C_{10}H_{19}O.CH_2Cl$. The moisture of the air decomposes it into formic aldehyd, menthol, and hydrochloric acid.

formanilid (for-man'il-id). A substance, $HCO-NHC_6H_5$, resembling acetanilid: an anodyne, antipyretic, and local anesthetic. Dose, 3–5 gr. (0.195–0.333 gm.).

formant (for'mant). In phonology, the special partial tone of constant pitch for each vowel.

formasal (for'mas-al). A condensation product of formaldehyd and salicylic acid which is claimed to be methylene disalicylic acid

formaseptol (for-mas-ep'tol). A proprietary disinfectant made of formaldehyd, thymol, benzoic acid, etc.

formate (for'māt). Any salt of formic acid.

formatio (for-ma'she-o). Latin for *formation*. **f. al'ba**, the light-colored middle part of the formatio reticularis of the spinal cord. **f. bulla'ris**, the tissue composing the primary olfactory center in the olfactory bulb; *i. e.*, the glomeruli, granule cells, and mitral cells. **f. claustra'lis**, the fifth layer of the gray matter of the cerebral cortex. **f. gris'ea**, the darker lateral part of the formatio reticularis of the spinal cord. **f. reticula'ris**, tissue made up of neuropil containing nerve-fibers and cell bodies. Such tissue is seen in the angle between the anterior and posterior gray horns of the spinal cord, forming the processus reticularis. Such tissue occurs also among the large fiber tracts and nuclei of the medulla oblongata. Called also *reticular formation* and *substantia reticularis*. **f. vermicula'ris**, the tonsilla and flocculus of the cerebellum considered as one structure (Bolk).

formative (for'mat-iv). Concerned in the origination of an organism, part, or tissue.

formatol (for'mat-ol). A disinfectant dusting-powder containing formaldehyd.

formazin (for'maz-in). A white, amorphous material used in making the permanent albumin standards used in the life insurance method for albumin in urine. It is made by mixing equal volumes of a 10 per cent. solution of urotropin and a 1 per cent. solution of hydrazin sulphate.

formes frustes (form frust) [Fr.]. Atypical forms of a disease.

formeston (for-mes'ton). Basic aluminum acetoformate.

formic acid (for'mik). See *acid*.

formication (for-mik-a'shun) [L. *formi'ca* ant]. A sensation like that produced by ants and other insects crawling over the skin.

formice (for'mīs) [*form* + *ice*]. A proprietary white, solid substance which, when dissolved in water, produces a very low temperature. It is employed in therapeutic refrigeration.

formiciasis (for-mis-i'as-is) [L *formi'ca* ant]. The condition resulting from ant bites, usually marked only by itching, inflammation, and swelling, but the bites of large tropical ants may produce faintness, shivering, and paralysis.

formicin (for'mis-in) Formaldehyd acetamid, $CH_3\,CO\,NH.CH_2\,OH$· used as a disinfectant and antiseptic.

formidin (for'mid-in). A proprietary antiseptic powder for wounds and internal use, said to be iodid of methylene-disalicylic acid.

formilase (for'mil-ās). A ferment which converts acetic acid into unstable formic acid.

formin (for'min). Urotropin or hexamethylenetetramin, a crystalline substance, $(CH_2)_6N_4$, soluble in water and alcohol, nearly insoluble in ether. It is antiseptic, diuretic, and a solvent of uric acid. Dose, 5–10 gr. (0.333–0.666 gm).

formitrol (for'mit-rol). A proprietary mixture of formaldehyd, menthol, citric acid, and milk-sugar: used in stomatitis and pharyngitis.

formobas (for'mo-bas). A proprietary formaldehyd preparation.

formobor (for'mo-bōr). A proprietary solution of formaldehyd and borax.

formochlorol (for-mo-klo'rol). A formaldehyd preparation: when heated under pressure it gives out a vapor of formaldehyd.

formocresol (for-mo-kre'sol). A mixture of equal parts of formalin and cresol used in dentistry to treat putrescent dental pulps.

formoforin, formoform (for-mo-fo'rin, for'mo-form). A mixture of formaldehyd, thymol, zinc oxid, and starch: a powder for perspiring feet, and an external disinfectant.

formol (for'mol). A commercial name for a solution of formaldehyd in wood-alcohol and water: antiseptic.

formol-gel test. See under *tests*.

formolid (for'mo-lid). An antiseptic solution, containing, among other ingredients, 0.25 per cent. of formaldehyd and eucalyptol.

formopyrin (for-mo-pi'rin). A combination of antipyrin and formaldehyd, methylene diantipyrin: antipyretic and antiseptic.

formose (for'mōs). A mixture of sugars having the formula $C_6H_{12}O_6$, formed by polymerizing sugar.

formosul (for'mo-sul). Sodium hyposulphite.

formoxid (for-mok'sid). A proprietary preparation of zinc oxid and formaldehyd for treating abscesses.

formula (for'mu-lah) [L. dim. of *for'ma* form]. 1. A prescribed method of preparing a medicine. 2. A combination of symbols to express the chemic constitution of a body. **acoustic f.** Same as *Brenner's f.* **Ambard's f.**, a formula for finding the urea index in kidney disease. It is $\frac{Ur}{\sqrt{D \times \frac{7^0}{P} \times \sqrt{\frac{C}{25}}}} = K$. Ur stands for the proportion of urea in the blood; D, for the total urea for twenty-four hours in grams; P, for the body-weight of the patient in kilograms; C, for the proportion of urea in the urine. **Arneth's f.**, a formula showing the classification of the polymorphonuclear leukocytes into five groups, depending on the number of lobes (1 to 5) which the nucleus shows, and the percentage of each group in healthy persons. It is as follows. 1 lobe, 5 per cent; 2 lobes, 35 per cent.; 3 lobes, 41 per cent; 4 lobes, 17 per cent.; 5 lobes, 2 per cent. **Beckmann's f.**, the formula, $M = \frac{KP}{\Delta}$, used in cryoscopy, in which M is the molecular weight of dissolved substances, K the constant for each solvent, P the percentage strength of the solution, and Δ the lowering of the freezing-point in degrees. **Bird's f.**, the last two figures expressive of the specific gravity of urine nearly represent the number of grains of solids in each ounce. **Black's f.**, the formula $F = (W + C) - H$. W is weight in pounds, C the chest measurement in inches at full inspiration, and H the height in inches. When F is over 120 a man is classed as very strong; between 110 and 120, strong, between 100 and 110, good; between 90 and 100, fair, between 80 and 90, weak, under 80, very weak. Cf. *Pignet's f.* **Brenner's f.**, the cathode being in the external meatus, a loud sound is heard on closing the circuit intensity diminished during closure; sound ceasing when the circuit is broken. Anode in meatus, no sound on closing or during closure: weak sound at the break. **Broca's f.**, a full-grown man weighs as many kilos as the number of centimeters by which his height exceeds 1 meter. **chemic f.**, a graphic representation by symbols of the constitution of a molecule of any substance. **Christison's f.**, **Häser's f.** Same as *Trapp's f.* **constitutional f.**, a chemic formula showing by symbols the exact molecular structure of a substance, with the relative positions of the atoms and radicals. Called also *graphic f.*, *structural f.*, and *systematic f.* For example,

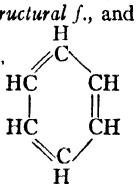

is the constitutional formula for benzene. **decomposition f.**, a structural formula representing the parts into which the molecule splits in chemic reactions. **Demoivre's f.**, the expectation of life is equal to two-thirds of the difference between the age of the person and eighty. **dental f.**, a formula or combination of symbols which expresses the arrangement of teeth in jaws. The human dental formula is, for the deciduous teeth: $i \frac{2-2}{2-2}\ c \frac{1-1}{1-1}\ m. \frac{2-2}{2-2} = 20$; for the permanent teeth: $i \frac{2-2}{2-2}\ c \frac{1-1}{1-1}\ pm. \frac{2-2}{2-2}\ m. \frac{3-3}{3-3} = 32$. **Dreser's f.**, a formula showing the work done by the kidney, by comparing the molecular concentration of the urine with that of the blood. **Dreyer's f.**, a formula for expressing vital capacity of the lungs as a function of the body surface: $\frac{W^{0.72}}{V.C.} = K$, in which W is body weight, V. C. is the vital capacity in cubic centimeters, K is a constant which at 0 69 represents 100 per cent. fitness. **Du Bois's f.**, for calculating surface area, $O = P^{0\ 425} \times L^{0.725} \times 71\ 84$. P means weight, L means height of the body. **electric f.**, a series of symbols expressing an electric reaction **empiric f.**, a chemic formula which shows the elements in a compound and their relative proportions without attempting to show the structure of the molecule. **extemporaneous f.**, a prescription for a pharmaceutic preparation not kept in stock, but made up at the time of dispensing. **glyptic f.**, an attempted graphic delineation of the arrangement and relations of the atoms of a molecule. **graphic f.** See *constitutional f* **Haines's f.**, the last two figures of the specific gravity of a sample of urine multiplied by 1.1 gives the number of grains of solids in each fluidounce **Häser's f.** See *Trapp's f.* **Loebisch's f.**, multiply the last two figures of the specific gravity of the urine by 2 2 the product gives the number of grains of solids in 1000 c c. of urine. **magistral f.**, one prescribed by a physician to suit a special occasion. **Mall's f.**, the age (in days) of an embryo is obtained by taking the square root of its length (in millimeters) from vertex to breech and multiplying by 100. **McLean's f.**, a modification of Ambard's formula, as follows Index = $\frac{\text{gm. urea per 24 hrs}}{\text{weight in kilos} \times \sqrt{\text{(gm. urea per L. of blood)}^2}} \sqrt{\text{gm. urea per L. of urine} \times 8.96}$. **Meeh's f.**, for calculating surface area, $O = K \sqrt[3]{P^2}$ K is a constant (12.3), P is the weight of the body. **molecular f.**, an expression that sets forth the supposed or theoretic construction of any special molecule. **official f.**, one directed by a pharmacopeia, codex, dispensatory, or other recognized formulary. **Pignet's f.**, the formula $F = H - (C + W)$. H is height in centimeters, C the chest measurement in centimeters at greatest expiration, and W weight in kilograms. When F is less than 10 a person is very strong; between 10 and 15, strong; between 15 and 20, good; 20 and 25, medium; 25 and 30, weak; above 30, very weak Cf. *Black's f* **Poisson-Pearson f.**, a formula for calculating the percentage of error in determining the endemic index of malaria: N is number of children under fifteen years in the locality; *n* is number examined for the spleen-rate; *x* is the number having enlarged spleens; $\frac{x}{n}$ = spleen-rate. The percentage of error is $\frac{200}{n} \sqrt{\frac{2 \times (n - x)}{n}} \sqrt{\frac{n - 1}{1 - IV - 1}}$. **Ranke's f.**, A = specific gravity − 100 × 0 52 — 5.406, in which A is the amount in grams of the albumin per liter of a serous fluid **rational f.**, empiric formula. **Reuss's f.**, $E = \frac{1}{3}(S - 1000) - 2\ 8$. In this expression E stands for the percentage of albumin in any given specimen of a pathologic fluid exudate or transudate, and S for its specific gravity. **Runeberg's f.**, a modification of Reuss's formula in which for 2.8 there is substituted 2.73 in case of a transudate and 2.88 in case of an inflammatory exudate **stereochemic f.** Same as *glyptic f.* **structural f.** See *constitutional f.* **systematic f.** See *constitutional f.* **Trapp's f.**, **Trapp-Häser f.**, to find the number of grains of solids in 1000 c.c. of urine, multiply the last two figures of the specific gravity by 2 (Trapp's coefficient); or, according to some, by 2.33. **unitary f.** Same as *empiric f* **Van Slyke's f.**, a formula for obtaining the urinary coefficient of various substances: $\frac{D}{Bl \times \sqrt[1]{Wt \times V}}$ in which D is daily output in grams of the substance in the urine; Bl, grams of some substance per liter of blood;

Wt, weight of patient in kilograms; V, total urine in twenty-four hours. **vertebral f.**, an expression in symbols of the number of vertebræ in each region of the spinal column. For man it is $C_7D_{12}L_5S_5Cd_4 = 33$. **Vierordt-Mesh f.**, O = $mP\frac{4}{3}$, in which O is the surface of the body, m is the stature, and P the weight.

formulary (for'mu-lar-e). A collection of recipes, formulas, and prescriptions. **National F.**, a collection of widely used and well-known preparations omitted from the U. S. Pharmacopœia.

formurol (for'mu-rol). A urinary disinfectant, being a combination of hexamethylenetetramin.

formyl (for'mil) [L. *for'mic* + Gr. ὕλη matter]. The radical, CHO or H.C . O—, of formic acid. **f. phenetidin**, colorless crystals, para-ethoxyformanilid, $C_2H_5O\ C_6H_4\ NH.COH$: antiseptic and analgesic. Dose, 3–6 gr. (0 2–0 4 gm.). **f.-piperidin**, an oily liquid with an aromatic, agreeable odor, produced from formamid and piperidin.

Fornet's reaction (for-nāz') [Walter *Fornet*, contemporary German physician] See *reaction*.

fornicate (for'nik-āt) [L. *fornica'tus* arched]. Shaped like an arch.

fornicolumn (for'nik-ol-um). The anterior pillar of the fornix.

fornicommissure (for-nik-om'is-ūr). The commissure of the fornix uteri.

fornix (for'niks), pl. *for'nices* [L. "arch"]. 1. A band of white substance under the callosum, extending from the fimbria to the corpora mammillaria. It consists mainly of fibers connecting the hemispheres of the cerebrum. 2. Any vault-like space. **anterior f.**, the recess between the cervix uteri and the anterior wall of the vagina. **f. conjunctiva'ræ** [B N A], a loose fold connecting the palpebral and bulbar conjunctivæ **f. lon'gus of Forel**, a band of fibers which perforate the corpus callosum and pass through the septum pellucidum. **f. pharyn'gis** [B N A], the vault of the pharynx. **posterior f.**, the deep recess between the cervix uteri and the posterior wall of the vagina. **f. u'teri**. See *anterior f* and *posterior f*. **f. vagi'næ** [B N A]. Same as *f. u'teri*

Förster's operation (fers'terz) [Otfried *Forster*, German neurologist, born 1873]. See *operation*.

Förster's photometer (fers'terz) [Richard *Forster*, German ophthalmologist, 1825–1902]. See *photometer*.

fortification spectrum. See *spectrum*.

fortoin (for-to'in). Methylene-dicotoin; a yellow, crystalline combination of formaldehyd with cotoin used in diarrhea, typhoid fever, and gonorrhea. Dose, 4 gr. (0 266 gm).

fortose (for'tōs). A proprietary food, rich in albumoses.

fortossan (for'tōs-an). A proprietary preparation of phytin, for the convenient exhibition of phosphorus in cachexias of children

fossa (fos'ah), pl *fos'sæ* [L. "ditch"]. A pit, depression, trench, fovea, or hollow. **acetabular f.** See *acetabulum*. **adipose f.**, spaces containing fat in the female breast just beneath the skin. **amygdaloid f.**, the depression between the pillars of the fauces which lodges the tonsils. **anconal f., anconeal f.**, the olecranon fossa. **antecubital f.**, the triangular hollow in front of the elbow-joint **f. of anthelix**, the triangular fossa. **axillary f.**, the armpit. **Biesiadecki's f.**, a recess of the peritoneum in the region of the psoas muscles. Called also *iliacosubfascial f.* **Broesike's f.**, a peritoneal recess in the mesojejunum behind the superior mesenteric artery. Called also *parajejunal f.* **canine f.**, a depression on the external surface of the superior maxilla above and outside the canine-tooth socket. **f. capitel'li**, the depression for the head of the malleus. **f. cap'itis fem'oris**, a depression in the head of the femur for the attachment of the ligamentum teres. **f. carot'ica** [B N A], the space limited by the infrahyoid muscles, anterior edge of the sternocleidomastoid, posterior belly of the digastric, and the wall of the pharynx. **cerebral f.**, any one of the depressions on each side of the floor of the cranial cavity, containing the frontal lobe, the temporal lobe, and the cerebellum, and distinguished respectively as *anterior, middle*, and *posterior*. **f. cer'ebri latera'lis** [B N A], sylvian fossa. **Claudius's f.**, the triangular space that lodges the ovary. above it is the external iliac vein, the ureter below, and the round ligament in front. Called also *ovarian f.* **condyloid f., f. condyloi'dea**, a depression behind each condyle of the occipital bone. **coronoid f.**, the cavity in the humerus which receives the coronoid process of the ulna. **costal f., f. costa'lis**, the depression of a vertebra where it articulates with a rib **cranial f.**, any one of the three hollows in the base of the cranium for lobes of the brain. **crural f.** Same as *femoral f* **cubital f.** 1. Same as *coronoid f.* 2. The bend of the elbow. **f. cys'tidis fel'leæ**, the fissure in the liver in which the gall-bladder is situated. **digastric f.**, a depression of the mastoid bone attaching the digastric muscle. **digital f.** 1. See *trochanteric f.* 2. A depression at the base of the inner surface of the mastoid process. **direct f.**, one occurring at the primary point of the application of force. **f. duc'tus veno'si** [B N A], a fossa on the under surface of the liver, between the caudate and left lobes, containing the remains of the ductus venosus of the fetus **duodenal f., inferior**, a recess formed by a fold of peritoneum alongside the lower and external part of the ascending portion of the duodenum. **duodenal f., superior**, a recess formed by a fold of peritoneum alongside the upper and external part of the ascending portion of the duodenum. **duodenojejunal f.**, an oval pouch formed by a fold of peritoneum passing from the anterior wall of the terminal portion of the duodenum, and curving around to blend with the parietal peritoneum **epigastric f.** 1 The urachal fossa. 2. The pit of the stomach **ethmoid f.**, a groove in the cribriform plate of the ethmoid bone in which lies the olfactory lobe. **eustachian f.**, a groove in the petrous portion of the temporal bone in which lies a part of the eustachian tube **femoral f.**, a depression on the internal surface of the abdominal wall, corresponding to the location of the femoral ring **Gerdy's hyoid f.**, the superior carotid triangle **f. glan'dulæ lacrima'lis** [B N A], the lacrimal fossa. **glenoid f.**, the concavity of the temporal bone at the base of the zygomatic process it forms part of the articulation of the lower jaw. **Grüber's f.**, a diverticulum in the suprasternal space alongside of the inner end of the clavicle **Grüber-Landzert f.**, a recess in the peritoneum in the position of Jonnesco's fossa, extending downward behind the duodenojejunal angle **harderian f.**, the depression in which the harderian gland is lodged. **Hartmann's f.**, the fossa ileocæcalis infima. **f. hel'icis**, the cavity between the helix and anthelix. **f. hemiellip'tica**, the uppermost of the two recesses in the forepart of the roof of the vestibule of the ear it lodges the utriculus. **f. hemisphæ'rica**, a depression on the inner wall of the vestibular wall of the internal ear **hyaloid f.**, the patellar fossa. **hypogastric f.**, a depression on the interior surface of the anterior abdominal wall, between the hypogastric folds. **hypophyseal f.**, the pituitary fossa. **f. ileocæca'lis infi'ma**, a peritoneal recess between the mesoappendix and Tuffier's inferior ligament. **ileocolic f.**, a long, narrow, peritoneal fossa behind the ileocolic fold. **iliac f., external**, a wide depression on the outer surface of the ilium. **iliac f., internal**, a wide depression on the inner surface of the ilium **iliopectineal f.**, a depression between the iliopsoas and pectineus muscle in the center of Scarpa's triangle. **incisive f.**, a depression in the superior maxillary bone above the incisor teeth; also

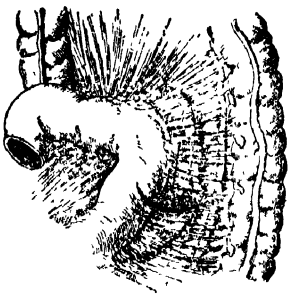

Inferior duodenal fossa

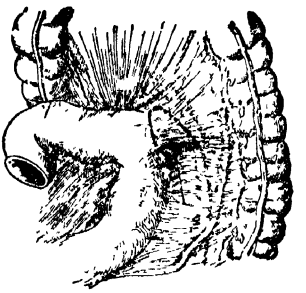

Superior duodenal fossa.

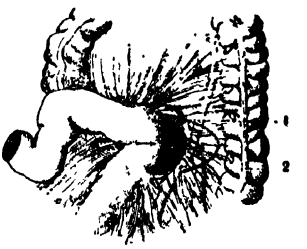

Fossa of Landzert.

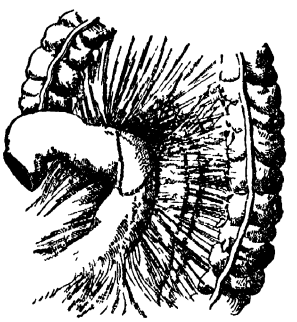

Fossa of Grüber-Landzert.



Infraduodenal fossa.

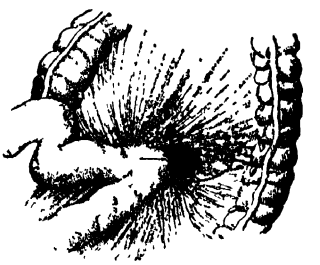

Transverse intermesocolic fossa.

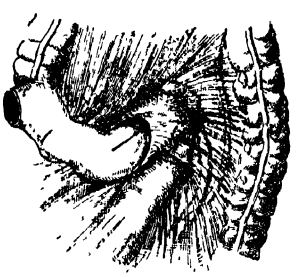

Duodenojejunal fossa (Jonnesco).

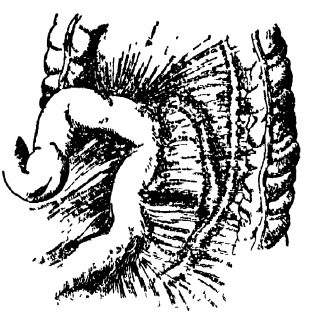

Double fossa of Waldeyer.

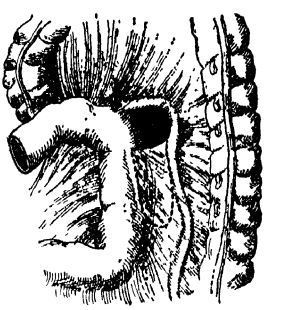

Fossa of Treitz.

VARIOUS FOSSÆ (after Landouzy-Jayle).

a similar depression on the inferior maxillary bone below the incisor teeth **incudal f.**, a groove in the posterior wall of the tympanic cavity lodging the short limb of the incus **infraclavicular f.**, a space below the clavicle, and further bounded by the pectoralis major, deltoid, and pectoralis minor. **infraduodenal f.**, a recess in the peritoneum below the third portion of the duodenum. **infraspinous f.**, the lower of the two recesses on the dorsal surface of the scapula. **infratemporal f.**, the zygomatic fossa. **inguinal f., external,** a depression on the internal surface of the anterior abdominal wall, corresponding to the position of the external abdominal ring. **inguinal f., internal,** a depression on the internal surface of the anterior abdominal wall produced by the ridges made by the obliterated epigastric artery and the urachus. **inguinal f., middle,** a depression on the internal surface of the anterior abdominal wall produced by the ridges made by the deep epigastric and obliterated hypogastric arteries. **innominate f.**, a depression between the aryteno-epiglottic fold and the false vocal cord. **intercondyloid f.**, the depression between the condyles of the femur. **f. intermesocol'ica transver'sa,** a recess of the peritoneum in the same situation as the duodenojejunal fossa, but extending transversely. **interpeduncular f.**, fossa of Tarini, a depression on the inferior surface of the mesencephalon, between the two cerebral peduncles, the floor of which is the posterior perforated space. **intersigmoid f.**, a cone-shaped funnel-like opening at the root of the mesasigmoid, called also *sigmoid notch*. **ischiorectal f.**, a triangular space between the rectum and the tuberosity of the ischium. **Jobert's f.**, the fossa in the popliteal region bounded above by the adductor magnus and below by the gracilis and

sartorius; best seen when the knee is bent and the thigh strongly rotated outward. **Jonnesco's f.**, the duodenojejunal fossa. **jugular f.**, **f. jugula'ris** [B N A], a depression in the petrous portion of the temporal bone behind the carotid canal, for the jugular vein. **lacerate f.**, an irregular shaped opening in the orbit just above the disphenoid. **lacrimal f.**, a space in the roof of the orbit that lodges the lacrimal gland. **Landzert's f.**, the paraduodenal fossa. **f. latera'lis**, the fossa of Sylvius. **lenticular f.** See *patellar f.* **Luschka's f.**, the ileocolic fossa. **Malgaigne's f.**, the superior carotid triangle. **mandibular f.** Same as *glenoid f.* **mastoid f.**, a depression on the inner surface of the mastoid portion of the temporal bone, for the lateral sinus. **mesocranial f.**, **middle cranial f.**, the two (right and left) median cranial fossæ. **Mohrenheim's f.**, the infraclavicular fossa. **f. of Morgagni**, the fossa navicularis of the urethra. **myrtiform f.**, the incisive fossa of the superior maxilla. **f. navicula'ris.** 1. A cavity behind the vaginal aperture; fossa navicularis vestibuli vaginæ [B N A] 2. An expansion of the urethra in the glans penis. 3. The fossa between the helix and anthelix. 4. A depression on the internal pterygoid process of the sphenoid bone. **f. olec'rani** [B N A], **olecranon f.**, a depression on the posterior surface of the humerus, above the trochlea, for lodging the olecranon of the ulna. **olfactory f.**, a depression on the inner surface of the cranium for the olfactory lobes. **f. ova'lis.** 1. [B N A] The saphenous opening in the thigh for the passage of the great saphenous vein. 2. A fovea in the right auricle of the heart, the remains of the fetal foramen ovale. **paraduodenal f.**, a peritoneal recess above the mesocolic fold and extending along the duodenum. **parajejunal f.**, a pouch of peritoneum below the lower end of the first part of the jejunum **parietal f.**, the deepest portion of the inner surface of the parietal bone. **patellar f.**, the depression in the front of the vitreous body in which the lens is lodged. Called also *hyaloid f.* and *lenticular f.* **petrosal f.**, a small depression on the inferior surface of the petrous portion of the temporal bone between the jugular fossa and the external carotid foramen. **f. pharyn'gis**, an abnormal congenital fossa in the middle line of the pharynx, producing irritation of the larynx and catarrhal symptoms. **pituitary f.**, a depression in the sphenoid bone lodging the pituitary body. **popliteal f.** 1. A depression on the posterior face of the femur near its distal end. 2. The hollow at the back of the knee. **prescapular f.**, **prespinous f.**, a depression in the anterior surface of the spine of the scapula. **f. provesica'lis.** Same as *f. ileocæcalis infima.* **pterygoid f.**, a fossa between the plates of the pterygoid processes of the sphenoid anteriorly. **pterygopalatine f.**, a small depression between the front of the root of the pterygoid process of the sphenoid bone and the back of the maxilla. **radial f.**, a depression on the anterior surface of the humerus just above the radial head. **retroduodenal f.**, a pouch of peritoneum below and behind the third portion of the duodenum. **retromandibular f.**, the depression under the auricle behind the angle of the jaw. **rhomboid f.**, the floor of the fourth ventricle of the brain, made up of the dorsal surfaces of the medulla and pons. **f. of Rolando**, a groove marking the division between the parietal and frontal lobes of the brain. **Rosenmüller's f.**, a depression in the pharynx on either side of the opening of the eustachian tube. **scaphoid f.** 1. Same as *f. helicis.* 2. A fossa at the base of the internal plate of the pterygoid process of the sphenoid. **f. scaphoi'dea.** Same as *f. helicis.* **f. scar'pæ ma'jor** [B N A], Scarpa's triangle. See *triangle.* **subarcuate f.**, a fossa in the posterior inner surface of the petrous portion of the temporal bone, beneath the protrusion of the semicircular canal. **subcecal f.**, a depression formed by a pouch of peritoneum on the under side of the cecum. **subinguinal f.**, the depression in the anterior surface of the thigh beneath the groin. **sublingual f.**, the space on the inside of the lower jaw that lodges the sublingual gland. **submaxillary f.**, the depression on the inner surface of the inferior maxillary bone for the submaxillary gland. **subpyramidal f.**, a fossa on the internal wall of the middle ear, behind the round window and below the pyramid. **subscapular f.**, the concave ventral surface of the body of the scapula **subsigmoid f.**, a fossa included between the mesentery of the sigmoid flexure and that of the descending colon. **supraclavicular f.**, the depression on either side of the neck behind the clavicle. **f. supraclavicula'ris mi'nor**, Zang's space. See *space.* **supracondyloid f.**, a depression on the femur between the internal tuberosity and the internal supracondyloid tubercle. **supramastoid f.**, a small depression at the junction of the posterior and superior borders of the external auditory canal. **supraspinous f.**, the upper of the two hollows on the posterior surface of the scapula. **supratonsillar f.**, the space between the anterior and posterior pillars of the fauces above the tonsil **sylvian f.**, **f. of Sylvius**, a depression of the cerebral hemispheres between the arms of the fissure of Sylvius, its bottom is occupied by the island of Reil or central lobe. **Tarin's f.**, the interpeduncular fossa. **temporal f.**, the area on the side of the cranium between the temporal lines and ending below at the level of the zygomatic arch. **tonsillar f.** Same as *amygdaloid f.* **f. of Treitz.** Same as *duodenojejunal f.* **triangular f.**, **f. triangula'ris**, the fossa just above the concha of the ear between the branches of the anthelix. **trochanteric f.**, a fossa in the femur for attachment of the obturator internus **f. trochlea'ris**, a notch in the frontal bone for the trochlea of the superior oblique muscle. **urachal f.**, a depression on the inner surface of the anterior abdominal wall, between the urachus and the hypogastric artery. **f. ve'næ ca'væ** [B N A], a groove on the lower surface of the liver containing the inferior vena cava. **f. ve'næ umbilica'lis** [B N A], the umbilical fissure of the liver **f. veno'sa**, a fold of peritoneum situated at the duodenojejunal angle. **f. vesi'cæ fel'leæ**, a depression on the under surface of the liver lodging the gall-bladder. **Waldeyer's f.**, the two duodenal fossæ considered as one. **zygomatic f.**, the cavity below and within the zygoma.

fossette (fos-et') [Fr.]. 1. A small depression. 2 A small and deep corneal ulcer.

fossula (fos'u-lah) Any one of the many slight depressions in the surface of the brain. **f. fenes'træ coch'leæ** [B N A], a depression on the inner wall of the tympanum at the bottom of which is the fenestra rotunda **f. fenes'træ vestib'uli** [B N A], a depression on the inner wall of the tympanum at the bottom of which is the fenestra ovalis **f. petro'sa** [B N A], the petrosal fossa.

fossulate (fos'u-lāt) Marked by a small fossa; hollowed or grooved.

Fothergill's disease or **neuralgia, pill** (foth'ergilz) [John *Fothergill*, English physician, 1712–1780]. See under *disease* and *pill.*

Fouchet's test (foo-shāz') [A. *Fouchet*, contemporary French physician] See under *tests.*

foudroyant (foo-drwah-yaw') [Fr.]. Fulminant.

foulage (foo-lahzh'). Massage in which the muscles are kneaded and pressed.

foul-brood (fowl-brood). A contagious disease of honey bees caused by *Bacillus alvei.*

founder (fown'der). The crippled condition of a horse afflicted with laminitis. **chest f.**, founder accompanied by atrophy of the chest muscles. **grain f.**, a condition of indigestion or overloaded stomach in the horse, due to overeating.

fourchet, fourchette (foor-shet') [Fr. *fourchette*]. The fold of mucous membrane at the posterior junction of the labia majora.

Fourneau 309 (foor-no') [Ernst *Fourneau*, contemporary French physician]. A trypanocidal preparation: said to be identical with Bayer 205. It is the symmetrical urea of sodium meta-amidobenzoyl-meta-amino-para-methyl-benzoyl-levonaphthyl-amino-4-6-8 trisulphonate.

Fournier's disease, sign (foor-ne-āz') [Jean Alfred *Fournier*, dermatologist in Paris, 1832–1914]. See *disease* and *sign*.

fourth disease (fōrth). See under *disease*.

fovea (fo've-ah), pl. *fo'veæ* [L. "pit"] A pit, fossa, or cup, applied to various depressions in the structure of the body, especially the fovea centralis of the retina. **f. ante'rior**, a depression in the floor of the fourth ventricle, opposite the upper part of the funiculus teres. **f. cap'itis fem'oris** [B N A], a depression on the head of the femur where the ligamentum teres is attached. **f. capit'uli**, a shallow cup on the upper surface of the head of the radius for articulation with the capitulum of the humerus. **f. cardi'aca**, the opening of the foregut into the archenteric space of the embryo. **f. centra'lis.** 1. A pit in the middle of the macula lutea, called also *f. centralis retinæ* [B N A]. 2 A pit in the floor of the fourth ventricle between the two eminentia teres. **f. costa'lis**, a facet on the body of a vertebra for articulation with the head of a rib. **f. costa'lis transversa'lis** [B N A], a facet on the transverse process of a vertebra for articulation with the tubercle of a rib. **f. exter'na**, a depression in the external limiting membrane over the fovea centralis **f. femora'lis** [B N A], the femoral fossa **f. hemiellip'tica.** Same as *fossa hemiellíptica* **f. hemisphæ'rica.** Same as *fossa hemisphærica*. **f. infe'rior**, a depression on the floor of the fourth ventricle at the site of the vagus area. **f. inguina'lis latera'lis** [B N A], the external inguinal fossa **f. inguina'lis media'lis** [B N A], the middle inguinal fossa. **f. jugula'ris**, the depression at the base of the neck between the sternal origins of the sternomastoid muscles. **f. lim'bica**, a sulcus marking the lateral border of the lateral area olfactoria and gyrus hippocampi in the lower mammals. **f. oblonga'ta cartilag'inis arytænoi'dea** [B N A], a depression on the external surface of the arytenoid cartilage separated from the fovea triangularis above by the crista arcuata **f. pharyn'gis.** Same as *fossa pharyngis*. **f. poste'rior**, a depression external to the lower end of the funiculus teres **f. sublingua'lis** [B N A], the sublingual fosas **f. submaxilla'ris** [B N A], the submaxillary fossa. **f. supe'rior** [B N A], a pit in the superior triangle of the fourth ventricle marking the position of the trigeminal nucleus; called also *f. trigemini*. **f. supravesica'lis** [B N A], the internal inguinal fossa. **f. triangula'ris cartilag'inis arytænoi'dea** [B N A], a depression on the external surface of the arytenoid cartilage separated from the fovea oblongata below by the crista arcuata. **f. trigem'ini.** See *f. superior*. **f. trochlea'ris** [B N A], a depression on the orbital plate of the frontal bone for the attachment of the trochlea of the superior oblique muscle. **f. va'gi.** Same as *f. inferior*.

foveate (fo've-āt) [L. *fovea'tus*]. Pitted.

foveation (fo-ve-a'shun). A pitted condition.

foveola (fo-ve'o-lah) [L.]. A small pit or depression. **f. coccyg'ea** [B N A], a depression over the coccyx. **f. gas'trica** [B N A], one of the numerous pits in the gastric mucosa marking the openings of the gastric glands. **f. granula'ris** [B N A], a pacchionian depression.

Foville's syndrome, tract (fo-vēlz') [Achille Louis *Foville*, French neurologist, 1799–1878]. See *syndrome* and *tract*.

fowl-cholera. See under *cholera*.

Fowler's operation, position (fow'lerz) [George Ryerson *Fowler*, American surgeon, 1848–1906]. See under *operation* and *position*.

Fowler-Murphy treatment [G. R. *Fowler* (see above) and J. B. *Murphy* (q. v.)]. See under *treatment*.

Fowler's solution (fow'lerz) [Thomas *Fowler*, English physician, 1736–1801]. See *solution*.

fowl-pest. See *fowl-plague*, under *plague*.

fowl-plague. See under *plague*.

fowl-pox. See *epithelioma contagiosum*.

fowl-septicemia. See under *septicemia*.

Fox's impetigo [William Tilbury *Fox*, English dermatologist, 1836–1879] Impetigo contagiosa

Fox-Fordyce disease [George Henry *Fox*, New York dermatologist, born 1846; John Addison *Fordyce*] See under *disease*

foxglove (foks'gluv). See *Digitalis*.

Fox'ia manso'ni. A fungus which causes Tinea nigra.

F. p. Abbreviation for L. *fi'at po'tio*, let a portion be made.

F. pil. Abbreviation for L *fi'ant pil'ulæ*, let pills be made.

F. R. Abbreviation for *flocculation reaction*. See *Sach-Georgi test*, under *tests*.

Fract. dos. Abbreviation for L. *frac'ta do'si*, in divided doses.

fraction (frak'shun). **mol f.**, the ratio of mols of a solute to total mols in the solution.

fractional (frak'shun-al) [L. *frac'tio* a breaking]. Accomplished by repeated divisions

fracture (frakt'ūr) [L *fractu'ra*, from *fran'gere* to break]. 1. The breaking of a part, especially of a bone. 2. A break or rupture in a bone. **articular f.**, a fracture of the joint surface of a bone. **automobile f.** Same as *chauffeur's f.* **Barton's f.**, fracture of the distal end of the radius. **Bennett's f.**, a longitudinal fracture of the first metacarpal bone running into the carpometacarpal joint and complicated by subluxation. Called also *stave of the thumb*. **butterfly f.**, a comminuted fracture in which there are two fragments on each side of a main fragment, somewhat resembling the wings of a butterfly. **buttonhole f.**, fracture in which the bone is perforated by a missile **capillary f.**, a hair-like fracture. **chauffeur's f.**, fracture of the radius or carpus, due to sudden and violent reversing of the starting crank of an automobile engine during cranking. **chisel f.**, oblique detachment of a piece from the head of the radius. **cleavage f.** (*Abschälungsfractur*), shelling off of cartilage with a small fragment of bone from the upper surface of the capitellum humeri (Kocher). **closed f.**, a simple fracture **Colles's f.**, fracture of the lower third of the radius **comminuted f.**, one in which the bone is splintered. **complete f.**, one in which the bone is entirely broken across. **complicated f.**, fracture with injury of the adjacent parts. **compound f.**, one in which there is an external wound leading to the break of the bone. **f. by contrecoup**, a fracture of the skull at a distance from the point struck. **depressed f.**, a fracture of the skull in which a fragment is depressed below the surface **direct f.**, a fracture at the point of injury. **double f.**, fracture of a bone in two places **Dupuytren's f.** See *Pott's f.* **Duverney's f.**, fracture of the ilium just below the anterior superior spine. **f. en coin** (aw kwah), a V-shaped fracture **f. en rave** (aw rahv) [Fr "radish fracture"], a fracture in which the break is transverse at the surface, but not within. **epiphyseal f.**, fracture at the point of union of an epiphysis with the shaft of a bone. **extracapsular f.**, a fracture of the humerus or femur outside of the capsular ligament. **fissured f.**, a linear fracture **Gosselin's f.**, a V-shaped fracture of the distal end of the tibia, extending into the ankle-joint. **greenstick**



Partial or greenstick fracture of the radius

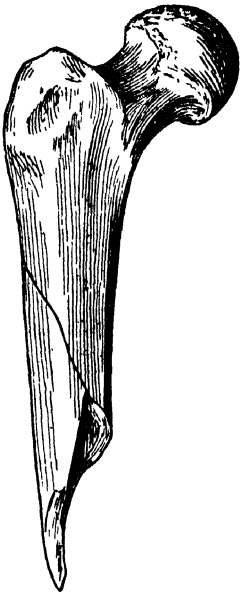

Spiral fracture of the femur



Transverse fracture of the femur



Intercondyloid fracture of the femur

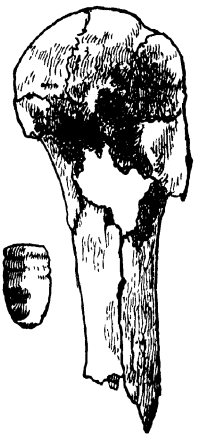

Comminuted perforating gunshot fracture of the head of the humerus



Compound fracture

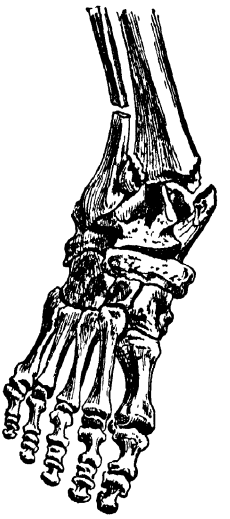

Pott's fracture

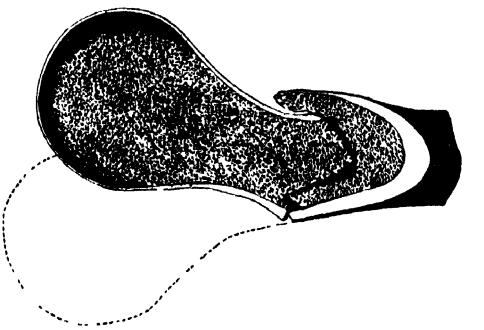

Impacted fracture of the base of the neck of the femur.

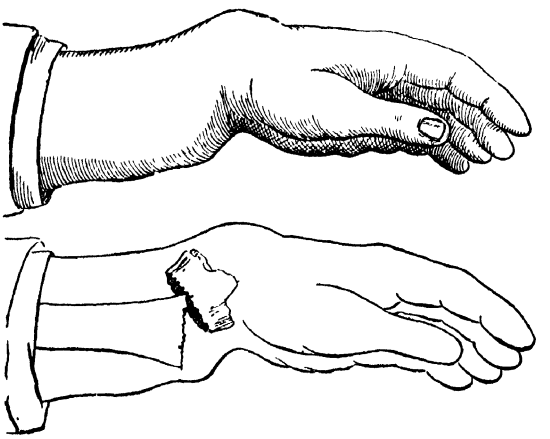

Colles's fracture, showing characteristic deformity (silver-fork deformity) at the wrist, due to backward displacement of the lower fragment



Partial fracture of the ulna T-shaped line of fracture

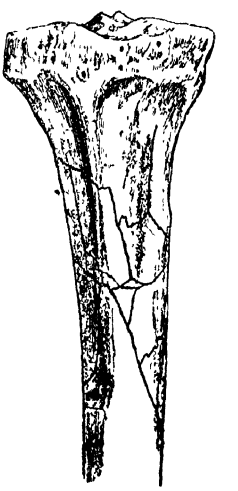

Comminuted fracture of the tibia

f., fracture in which one side of a bone is broken, the other being bent; an infraction. **grenade-thrower's f.**, fracture of the humerus caused by muscular contraction in throwing a grenade. **gutter-f.**, a fracture of the skull in which the depression is elliptic in form. **hickory-stick f.** Same as *greenstick f.* **impacted f.**, fracture in which one fragment is firmly driven into the other. **incomplete f.**, one which does not entirely destroy the continuity of the bone **indirect f.**, a fracture at a point distant from the seat or injury. **interperiosteal f.**, incomplete of greenstick fracture. **intra-articular f.**, a fracture of the articular surface of a bone. **intracapsular f.**, one within the capsule of a joint. **intraperiosteal f.**, a fracture without rupture of the periosteum. **intra-uterine f.**, a fracture occurring to the fetus in utero. **joint f.** See *articular f* **linear f.**, a fracture extending lengthwise of the bone. **longitudinal f.**, a break in a bone extending in a longitudinal direction. **Moore's f.**, fracture of the lower end of the radius, with dislocation of the head of the ulna and imprisonment of the styloid process beneath the annular ligaments. **multiple f.**, a variety in which there are two or more lines of fracture of the same bone not communicating with each other **oblique f.**, fracture in which the break extends in an oblique direction. **open f.**, a compound fracture **partial f.**, an incomplete fracture. **perforating f.**, a buttonhole fracture **pertrochanteric f.**, fracture of the femur passing through the great trochanter. **pond-f.**, fracture of the skull in which a fissure circumscribes the radiating lines, giving the depressed area a circular form. **pot-lid f.**, fracture of the skull running completely around it so as to separate the calvarium from the remainder of the bone **Pott's f.**, fracture of the lower part of the fibula, with serious injury of the lower tibial articulation, usually a chipping off of a portion of the inner malleolus, or rupture of the internal lateral ligament. **propeller f.**, fracture of the humerus caused by the propeller of an aeroplane. **radish f.** See *f en rave* **resecting f.**, a fracture in which a piece of the bone is taken out, as by a rifle-ball. **secondary f.**, a fracture occurring as a result of weakening of the bone by disease. **Shepherd's f.**, fracture of the astragalus, with detachment of the outer protecting edge. **silver-fork f.**, fracture of the lower ends of the radius so called from the shape of the deformity that it causes **simple f.**, one in which the overlying integument is intact. **Skillern's f.**, complete fracture of the lower third of the radius with greenstick fracture of the lower third of the ulna **Smith's f.**, a fracture of the lower end of the radius near its articular surface. **spiral f.**, one in which the bone has been twisted apart **splintered f.**, a comminuted fracture with thin, sharp fragments **spontaneous f.**, one occurring as a result of disease of a bone or from some undiscoverable cause, and not due to violence **sprain-f.**, the separation of a tendon or ligament from its insertion, taking with it a piece of bone. **stellate f.**, a fracture with a central point of injury, from which radiate numerous fissures **subcutaneous f.**, a simple fracture **torsion f.** See *spiral f.* **transverse f.**, a fracture at right angles to the axis of the bone **trophic f.**, one due to a trophic disturbance **ununited f.**, one not followed by bony union **Wagstaffe's f.**, separation of the internal malleolus. **willow f.** Same as *greenstick f.*

frænulum, frænum, etc. (fren'u-lum, fre'num). See *frenulum, frenum,* etc.

fragilitas (fraj-il'it-as) [L.]. Brittleness. **f. crin'ium**, a brittle condition of the hair. **f. os'sium**, abnormal brittleness of the bones, osteopsathyrosis. **f. san'guinis.** See *fragility of the blood.*

fragility (fraj-il'it-e). Brittleness. **f. of the blood,** increased susceptibility of the blood-corpuscles to split up on alteration of the proportion of the saline contents of the blood.

fragmentation (frag-men-ta'shun). A division into fragments. **f. of myocardium,** transverse rupture of the muscle-fibers of the heart.

fragments, Spengler's (frag'ments). Small round bodies seen in tuberculous sputum.

frambesia, frambœsia (fram-be'ze-ah) [L. *frambœ'sia* raspberry]. The yaws; a contagious disease of the skin occurring in hot regions and marked by raspberry-like excrescences on the face, hands, feet, and around the external genitals. These excrescences may run together in fungus-like masses, may form pustules, or may become ulcerated. The disease is said to affect chiefly young negroes, and is caused by a protozoan organism, *Trepone'ma perten'ue* **f. trop'ica,** the disease parangi of Ceylon; probably the same as frambesia.

frambesioma, frambœsioma (fram-be-ze-o'mah) The primary lesion of frambesia consisting of a large single projecting nodule.

frames, Deiters's terminal (frāmz). Plates in the lamina reticularis uniting Deiters's phalanges with the cells of Hensen.

Francis's disease (fran'sis-ez) [Edward *Francis*, American surgeon, born 1872] Tularemia

Francis's triplex pill [John Wakefield *Francis*, American physician, 1789–1861]. Compound pill of aloes, mercury, and scammony.

Franciscea (fran-sis'e-ah) See *manaca.*

Francke's sign, symptom (frang'kez) [Karl Ernst *Francke*, German physician, born 1859] See *sign* and *symptom.*

frangula (fran'gu-lah) [L.] The laxative bark of *Rham'nus fran'gula*, or alder-buckthorn, which contains the glucosid franguhn. Dose of extract, 15–60 gr (1–4 gm.), of fluidextract, 10–20 mm. (0.666–1.333 c.c.)

frangulin (fran'gu-lin). A purgative principle, $C_{20}H_{20}O_{10}$, from frangula. Dose, 1½–3 gr. (0.099–0.198 gm.)

Franke's operation (frang'kez) [Walther *Franke*, German surgeon, born 1862] See *operation.*

Fränkel's pneumococcus, sign (frenk'elz) [Albert *Frankel*, German physician, 1848–1916]. See *pneumococcus, sign.*

Fränkel's test (fren'kelz) [Bernhard *Frankel*, German laryngologist, 1837–1911]. See under *tests.*

Frankenhäuser's ganglion (frank'en-hoy-zerz) [Ferdinand *Frankenhauser*, German gynecologist, died 1894]. See *ganglion.*

frankincense (frank'in-sens) [L. *fran'cum incen'sum*, pure incense]. Olibanum; also the turpentine of various species of pine. See *olibanum.*

Franklin glasses (frank'lin) [named after Benjamin *Franklin*] Spectacles in which the glasses consist of two half-lenses, the lower one for close work and the upper for distant vision.

franklinism (frank'lin-izm). 1. Static or frictional electricity. 2. Franklinization.

franklinization (frank"lin-iz-a'shun). The therapeutic use of static electricity.

Frasera (fra'zer-ah) [after John *Fraser*, 1750–1817]. 1. A genus of gentianaceous plants. 2 The root of *F. wal'teri*, or American calumba a bitter tonic. Dose of fluidextract, 20–60 min. (1.333–4 c.c.).

fraserin (fra'zer-in). A concentration prepared from *Fra'sera wal'teri:* tonic, astringent, and stimulant. Dose, 1–5 gr. (0.066–0.333 gm.).

Fraunhofer's lines (frown'hof-erz) [Joseph von *Fraunhofer*, German optician, 1787–1826]. See *line.*

Fraxinus (fraks'in-us) [L.]. A genus of trees. See *ash* and *manna.*

F.R.C.P. Abbreviation of *Fellow of the Royal College of Physicians.*

F.R.C.P.E. Abbreviation for *Fellow of the Royal College of Physicians of Edinburgh.*

F.R.C.P.I. Abbreviation for *Fellow of the Royal College of Physicians in Ireland.*

F.R.C.S. Abbreviation of *Fellow of the Royal College of Surgeons.*

F.R.C.S.E. Abbreviation for *Fellow of the Royal College of Surgeons of Edinburgh.*

F.R.C.S.I. Abbreviation for *Fellow of the Royal College of Surgeons in Ireland.*

freckle (frek'l). See *lentigo.* **cold f.,** freckles on a part not exposed to the sun.

Frédéricq's sign (fra-da-rēks') [Louis Auguste *Frédéricq,* Belgian physician, 1815–1853]. See *sign*

Fredet-Rammstedt operation (fred-a'rahm'-stet) [Pierre *Fredet,* contemporary French surgeon, C. *Rammstedt,* contemporary German surgeon]. See under *operation.*

free-martin. A sterile female calf born as a twin to a male calf

freezing-mixture, freezing-point. See *mixture* and *point.*

frejarol (fre'jar-ol). An aromatic ethereal oil derived from the frejar, an East Indian tree. useful in skin diseases.

fremitus (frem'it-us) [L.]. A thrill or vibration, especially one that is perceptible on palpation. **bronchial f.** Same as *rhonchal f* **friction-f.,** the thrill caused by the rubbing together of two dry surfaces. **hydatid f.,** a tremulous impulse felt on palpation over a hydatid cyst. **pericardial f.,** a thrill of the chest-wall due to the friction of the surfaces of the pericardium over each other. **pleural f.,** a vibration of the wall of the thorax due to friction of the opposing surfaces of the pleura over each other. **rhonchal f.,** vibrations produced by the passage of air through a large bronchial tube filled with mucus. **subjective f.,** a thrill felt by the patient on humming with his mouth closed. **tactile f.,** a thrill, as in the chest-wall, which may be felt by a hand applied to the thorax while the patient is speaking. **tussive f.,** a thrill felt on the chest when the patient coughs. **vocal f.,** a thrill caused by speaking, and perceived by the ear of the auscultator applied to the chest.

frenal (fre'nal). Pertaining to the frenum.

Frenkel's movements or **treatment** (frenk'elz) [H. S. *Frenkel,* contemporary Swiss physician]. See under *movement.*

frenosecretory (fre-no-se'kre-to-re) [L. *fræ'num* bridle + *secretory*]. Exercising an inhibitory or restraining power over the secretions

frenotomy (fre-not'o-me) [L. *fræ'num* frenum + Gr. τομή a cutting]. The cutting of the frænum linguæ for tongue-tie.

frenulum, frænulum (fren'u-lum) [L.]. 1. A small frenum 2. A median ridge on the upper part of the valve of Vieussens extending to the corpora quadrigemina **f. lin'guæ** [B N A], a band extending from the posterior lamina of the lingula over the peduncles of the cerebellum. **f. puden'di,** the fourchet. **f. ve'li.** Same as *frenulum* (2d def)

frenum, frænum (fre'num), L. pl., *fræ'na* [L. "bridle"]. A fold of the integument or of the mucous membrane that checks, curbs, or limits the movements of an organ in part. **fræ'na labio'rum,** folds of mucous membrane on the inside of the middle of each lip, connecting the lips with the gums. **f. lin'guæ,** a vertical fold of mucous membrane under the tongue. **Macdowel's f.,** a group of fibers attached to the tendon of the pectoralis muscle and strengthening the intermuscular septum. **f. of Morgagni,** a fold formed by the joined extremities of the ileocolic valve, extending partly around the interior of the colon. **f. of the prepuce,** the fold on the lower surface of the glans penis that connects it with the prepuce. **f. puden'di,** the fourchet.

frenzy (fren'ze) [Gr. φρένησις]. Violent maniacal excitement.

frequency (fre'kwen-se). The number of vibrations made by a particle or ray in one second; also the number of alterations in the direction of a current in one second. **f. of a class.** See *class.*

Frerichs' theory (fra'riks) [Friedrich Theodor *Frerichs,* Berlin physician, 1819–1885]. See *theory.*

fretum halleri (fre'tum hal'er-i) [L. *fretum* strait]. A constriction between the auricles and ventricles of the fetal heart.

Freud's cathartic method, theory (froyds) [Sigmund *Freud,* neurologist in Vienna, born 1856]. See *catharsis* and *theory.*

Freudian (froi'de-an). 1. Pertaining to Sigmund Freud and his doctrines regarding the causes of certain nervous disorders, that they are based on the existence of unconscious sexual impressions, and that the cure of such disorders can be secured by bringing these impressions into the consciousness by psycho-analysis; the term also is applied to the theory that dreams are the expression under symbolic forms of suppressed wishes, many of which are of a sexual nature. See *unconscious* and *psycho-analysis.* 2. One who follows the teaching and theories of Sigmund Freud.

Freund's anomaly, reaction (froynds) [Hermann Wolfgang *Freund,* German gynecologist, 1850–1925]. See *anomaly, reaction.*

Freund's law, operation (froynds) [Wilhelm Alexander *Freund,* German gynecologist, 1833–1917]. See *law, operation.*

Frey's hairs (frīz) [Max von *Frey,* German physician, born 1852] See under *hair.*

Freyer's operation (fri'erz) [Sir Peter Johnson *Freyer,* British surgeon, 1852–1921]. See *operation.*

friable (fri'ab-l) [L. *friab'ilis*]. Easily pulverized or crumbled.

friars' balsam. The compound tincture of benzoin. See *benzoin.*

Fricke's bandage (frik'ez) [*Fricke,* German surgeon, 1790–1841]. See under *bandage.*

friction (frik'shun) [L. *fric'tio*]. The act of rubbing; attrition. **f.-fremitus.** See *fremitus.* **f.-murmur, f.-sound,** the sound heard in auscultation caused by rubbing together of adjacent structures, as of the pericardium in pericarditis, the pleura in pleurisy, and the peritoneum in peritonitis. **f.-sound, Beatty-Bright's,** the friction-sound caused by inflammation of the pleura.

Friedländer's bacillus (frēd'len-derz) [Carl *Friedlander,* German pathologist, 1847–1887]. See under *bacillus.*

Friedländer's disease (frēd'len-derz) [Max *Friedlander,* German physician, born 1841]. Endarteritis obliterans.

Friedmann's disease (frēd'mahnz) [Max *Friedmann,* contemporary German physician]. See *disease.*

Friedmann's treatment (frēd'mahns) [Friedrich Franz *Friedmann,* contemporary Berlin physician]. See under *treatment.*

Friedreich's ataxia, disease, sign, etc. (frēd'-rīks) [Nikolaus *Friedreich,* German physician, 1825–1882]. See *ataxia, disease, sign,* etc.

friente (fre-en'te). An erythematous dermatitis common among wood choppers and field workers, and probably caused by *Ustilago hypodytes* or by *Aclerda berlesei.*

frigidity (frij-id'it-e). Coldness; especially sexual indifference.

frigo (frig'o) [L. *fri'gor* cold]. An apparatus for preserving a serum by freezing it.

frigolabile (fri-go-la'bīl) [L. *fri'gor* cold + *lab'ilis* unstable]. Easily affected or destroyed by cold.

frigorific (frig-or-if'ik) [L. *frigorif'icus*]. Producing coldness.

frigorism (frig'or-izm) [L. *fri'gor*, cold]. A condition due to circulatory disturbance from long exposure to cold. **local f.** See *trench-foot*, under *foot*.

frigostable, frigostabile (fri-go-sta'bl) [L. *fri'gor* cold + *sta'bilis* firm]. Resistant to cold or low temperature.

frigotherapy (frig-o-ther'ap-e) [L. *fri'gor* cold + *therapy*]. The treatment of disease by cold.

frigusin (frig'u-sin). Diiodolaricinic acid, used as an adhesive varnish, from which iodin is given off. It is employed in wounds, like iodin.

frina (fre'nah). Furunculus orientalis.

Frisch's bacillus (frish'ez) [Anton von *Frisch*, Vienna surgeon, 1849–1917]. Bacterium rhinoscleromatis.

frit (frit). The imperfectly fused material used as a basis for making glass. From it the glazed portion of artificial teeth is made.

Fritsch's catheter (frit'shes) [Heinrich *Fritsch*, German gynecologist, 1844–1915]. See *catheter*.

frog (frog). The band of horny substance in the middle of the sole of a horse's foot, dividing into two branches and running toward the heel in the form of a fork. **Cohnheim's f., salt f.**, a frog from which the blood has been removed and replaced by normal salt solution. **rheoscopic f.**, the condition obtained when the nerve of a muscle-nerve preparation is laid across a contracting muscle, causing the muscle in the former to contract, and thus ascertaining the passage of an electric current, as in the rheoscope.

frog-belly (frog'bel-e). A semitympanitic state of the abdomen in rickety children.

frog-face (frog'fās). Flatness of the face due to intranasal disease.

frog-stay (frog'sta). See *spine*.

Fröhlich's syndrome (fra'liks) [Alfred *Fröhlich*, contemporary Austrian neurologist]. See under *syndrome*.

Frohn's reagent (frohnz) [Damianus *Frohn*, German physician, born 1843]. See *reagent*.

Froin's syndrome (frowān'). See under *syndrome*.

frolement (frōl-maw') [Fr.]. 1. A rustling sound often heard in auscultation in disease of the pericardium. 2. A massage movement consisting of light brushing with the palm of the hand.

Frommann's lines (from'anz) [Carl *Frommann*, anatomist in Heidelberg, 1831–1892]. See *lines*.

Frommel's operation (from'elz) [Richard *Frommel*, German gynecologist, 1854–1912]. See *operation*.

frons (fronz) [L.]. The forehead.

frontad (fron'tad). Toward a frontal aspect.

frontal (fron'tal) [L. *fronta'lis*]. Pertaining to the forehead.

frontalis (fron-ta'lis). See *muscles, table of*.

frontomalar (fron-to-ma'lar). Pertaining to the frontal and malar bones.

frontomaxillary (fron-to-maks'il-a-re). Pertaining to the frontal bone and the upper jaw.

frontonasal (fron-to-na'zal). Pertaining to the frontal sinus and the nose.

fronto-occipital (fron"to-ok-sip'it-al). Pertaining to the forehead and the occiput.

frontoparietal (fron"to-par-i'et-al). Pertaining to the frontal and parietal bones.

frontotemporal (fron-to-tem'po-ral). Pertaining to the frontal and temporal bones.

front-tap contraction. See *contraction*.

Froriep's ganglion (fro'rēps) [August von *Froriep*, German anatomist, 1849–1917]. See *ganglion*.

frost-bite (frawst'bīt). The lesion produced by the freezing of a part.

frost-itch (frawst'itsh). See *pruritus hiemalis*.

fructolax (fruk'to-laks) [L. *fruc'tus* fruit + *laxative*]. A proprietary mechanical laxative consisting of hydrocarbon jelly flavored with fruit.

fructosazone (fruk-to-sa'zōn). Same as *levulosazone*.

fructose (fruk'tōs) [L. *fruc'tus* fruit]. Levulose, or fruit-sugar, a ketohexose, $CH_2OH.(CHOH)_3.CO.CH_2OH$, found in all sweet fruits.

fructosid, fructoside (fruk'to-sid). A compound which bears the same relation to fructose as a glucosid does to glucose.

fructosuria (fruk-to-su're-ah) [*fructose* + Gr. *οὖρον* urine]. The presence of fructose in the urine.

fruit (frūt) [L. *fruc'tus*]. The developed ovary of a plant, including the seed and its envelopes. **celery f.** See *Apium*.

Frust. Abbreviation for L. *frustilla'tim*, in small pieces.

frustrate (frus'trāt) [L. *frus'tra* in vain]. A feeble contraction of the ventricle of the heart which cannot be felt at the wrist, producing an impression of intermittent pulsations.

frutarian (fru-ta're-an). A person whose diet consists chiefly of fruits

frutarianism (fru-ta're-an-izm). The use of an exclusively fluid diet.

F. s. a. Abbreviation for L. *fi'at secun'dum ar'tem*, let it be made skilfully.

Ft., ft. An abbreviation for L. *fi'at* or *fi'ant*, let there be made.

Ft. mas. div. in pil. Abbreviation for L. *fi'at mas'sa dividen'da in pil'ulas*, let a mass be made and divided into pills.

Ft. pulv. Abbreviation for L. *fi'at pul'vis*, let a powder be made.

Fuchs's coloboma (fooks) [Ernst *Fuchs*, German oculist, born 1851] See *coloboma*.

fuchsin (fook'sin) [named for L. *Fuchs*]. A powerful red dye. **acid f.**, a mixture of sulphonated fuchsins used in Andrade's indicator and in various complex stains **basic f.**, a mixture of equal parts of parafuchsin and rosanilin. **diamond f.** Same as *basic f* **new f.**, a basic dye with staining properties much like basic fuchsin. It is triaminotritolyl-methane chlorid, or trimethyl fuchsin, $[CH_3(NH_2)C_6H_3]_2C\ C_6H_2(CH_3)\ NH_2Cl$. **f. N. B.** Same as *new f*.

fuchsinophil (fook-sin'o-fil) [*fuchsin* + Gr. *φιλεῖν* to love]. 1. Any cell or other element readily stained with fuchsin. 2. Same as *fuchsinophilous*.

fuchsinophilous (fook-sin-of'il-us). Readily stained by fuchsin.

fucol (fu'kol). An iodin-containing preparation from algæ: used as a vehicle for iodin, creosote, phosphorus, etc.

fucosan (fu'ko-san). A pentosan which is a constituent of the cell-wall of many seaweeds.

fucose (fu'kōs). A crystalline pentose, $C_5H_{10}O_5$, from seaweed

Fucus (fu'kus), gen. *fu'ci* [L.; Gr. *φῦκος*] A genus of seaweeds. **F. cris'pus**, furnishes Irish moss. **F. vesiculo'sus**, bladder-wrack, is used in goiter and glandular diseases, and as a cure for obesity. Dose of solid extract, 10 gr. (0.666 gm.); of fluidextract, 60–120 min. (4–8 c.c.).

Fuerbringer. See *Fürbringer*.

fugin (fu'jin). An extremely poisonous substance occurring in the organs of the fish of the genus *Tetrodon*, of the Japanese and Chinese Seas.

fugitive (fu'jit-iv) [L. *fugiti'vus*]. 1. Wandering. 2. Transient.

fugotoxin (fu-go-tok'sin). A poisonous substance of unknown composition obtained from the ovaries of certain poisonous fish of the family Spheroides It is used as a remedy for neuralgia and articular rheumatism in Japan. Called also *tetrodotoxin*.

fugue (fūg). An insane tendency to wander away from home.

fuguism, fuguismus (fu'gu-izm, fu-gu-iz'mus). Fugu-poison.

fugu-poison (fu'gu) [Japanese *fugu*, the name of a poisonous fish]. Poisoning from eating certain fish of Japanese waters of the genus *Tetrodon*.

Fukala's operation (foo-kah'lahz) [Vincent *Fukala*, Bohemian physician, died 1913]. See *operation*.

fulgurant, fulgurating (ful'gu-rant, ful'gu-rating) [L *ful'gurans*, from *ful'gur* lightning]. Coming and going like a flash of lightning.

fulguration (ful-gu-ra'shun) [L. *ful'gur* lightning]. Treatment by the application of electric sparks, especially of long and powerful high-frequency sparks The action of fulguration is not the destruction of cancer tissue, but the production of an alteration of the nutrition of the tissues which renders them less fertile for the proliferation of cancer cells. **Keating-Hart's f.** See under *treatment*.

fuligin (fu'lij-in) [L. *fuli'go* soot]. An unofficial medicine prepared from soot.

fuliginous (fu-lij'in-us) [L *fuli'go* soot] Sooty in color or appearance.

füllkörper (fĕl'ker-per) [Ger. "fill-bodies"]. Glia cells which have become degenerated.

fulmargin (ful-mar'jin). A finely colloidal silver prepared electrolytically.

fulminant, fulminating (ful'min-ant, ful'min-ating) [L. *fulmina're* to lighten]. Sudden, severe; coming on suddenly with intense severity; foudroyant.

fumiform (fu'mif-orm) An asphalt benzoin-malt mixture which, on heating, gives off fumes: used in treating tuberculosis.

fumigant (fu'mig-ant). A substance used in fumigation.

fumigation (fu-mig-a'shun) [L. *fumiga'tio*]. Exposure to disinfecting fumes.

fuming (fu'ming) [L. *fu'mus* smoke]. Smoking; emitting a visible vapor.

function (funk'shun) [L. *func'tio*]. The special, normal, or proper action of any part or organ. **allomeric f.**, the function of the spinal cord which depends on the integrative action of their several parts **antixenic f.**, the reactivity of living tissue to any foreign substance **Carnot's f., carnotic f.**, the relation between the quantity of heat lost by a body and the work which can be done by it. **isomeric f.**, the individual function of the several sections of the spinal cord and brain stem.

functional (funk'shun-al). Of or pertaining to a function; affecting the functions, but not the structure.

functionating (funk'shun-a-ting) In a condition of performing the proper function.

fundal (fun'dal). Pertaining to a fundus.

fundament (fun'da-ment) [L. *fundamen'tum*]. 1. The base or foundation of a part. 2 The breech or rump; the anus and parts adjacent to it

fundamental (fun-dam-en'tal). Pertaining to the base or foundation.

fundic (fun'dik). Pertaining to a fundus.

fundiform (fun'dif-orm) [L. *fun'dus* sling + *for'ma* form] Shaped like a sling.

Fundulus (fun'du-lus). A genus of killifish of the order Cyprinodontidæ The common or green killifish, *F. heteroclitus*, is much used in biologic research Called also *mummy chog* and *salt-water minnow*.

fundus (fun'dus) [L.]. The base or part of a hollow organ remotest from its mouth. **f. mea'tus acus'tici inter'ni** [B N A], the fundus of the internal auditory meatus **f. oc'uli**, the posterior part or base of the eye, within its coats. **f. tigré** (te-gra'), leopard retina. See under *retina*. **f. tym'pani**, the floor of the tympanic cavity. **f. u'teri** [B N A], that part of the uterus which is most remote from the os. **f. ventric'uli** [B N A], the cardiac portion of the stomach. **f. vesi'cæ fel'leæ** [B N A], the wide end of the gall-bladder. **f. vesi'cæ urina'riæ** [B N A], the base of the urinary bladder

fungate (fung'gāt). To produce fungus-like growths; to grow rapidly, like a fungus.

fungi (fun'ji). Plural of *fungus*. **f. imperfec'ti**, a large group of fungi whose life-history is not completely known. It includes the Monilias and many plant diseases. **kefir f.**, a mixture of bacteria and yeasts capable of causing lactic acid fermentation of milk of the Kefir type.

fungicide (fun'jis-īd). An agent that destroys fungi.

fungiform (fun'jif-orm). Shaped like a fungus or mushroom **f. papillæ**. See under *papilla*

fungoid (fun'goid) [*fungus* + Gr. εἶδος form]. Shaped like a toadstool. **chignon f.**, a nodular growth often occurring on human hair.

fungosity (fun-gos'it-e). A fungoid growth or excrescence.

fungous (fung'us) [L. *fungo'sus*]. Of the nature of or resembling a fungus.

fungus (fung'us), pl. *fun'gi* [L.]. 1. Any one of a class of vegetable organisms of a low order of development, including mushrooms, toadstools, molds, etc. 2 A growth on the body resembling a fungus, a spongy mass of morbid granulation tissue **alpha f.**, the fungus, *Achorion arloingi*, of favus herpetiformis **beta f.**, the fungus, *Achorion schoenleinii*. **f. of the brain**, hernia cerebri **chignon f.** See *chignon fungoid*, under *fungoid* **cutaneous f.**, dermatomycetes. **disease f.**, a fungus capable of producing disease. **fission-f.** Same as *schizomycete* **foot-f.**, the fungus that produces mycetoma **f.-foot**, Madura foot See *mycetoma* **gamma f.**, a strain of the fungus *Achorion schoenleinii* **f. hæmato'des**, a soft, bleeding, malignant tumor **mould f.**, mucorinus **ray-f.** See *actinomyces* **slime f.**, mycetozoa. **umbilical f.**, granulation tissue on the stem of the umbilical cord in newborn infants. **yeast-f.** Same as *saccharomyces*

funic (fu'nik). Pertaining to the funis.

funicle (fu'nik-l) Funiculus

funicular (fu-nik'u-lar). Pertaining to a funiculus.

funiculitis (fu-nik-u-li'tis). 1. Inflammation of the spermatic cord 2 Inflammation of that portion of a spinal nerve root which lies within the intervertebral canal **endemic f.**, a disease occurring in Ceylon and southern India, marked by painful swelling of the spermatic cord, chills, nausea, and vomiting The prognosis is fatal unless operation is performed.

funiculopexy (fu-nik'u-lo-pek-se) [L *funiculus* cord + Gr. πῆξις fixation] The operation of suturing the spermatic cord to the tissues in cases of undescended testicle

funiculus (fu-nik'u-lus), pl. *funic'uli* [L. "cord"]. 1. The umbilical cord, or funis. 2. More often the spermatic cord. 3. One of the three principal divisions of white matter on each side of the spinal cord, distinguished as dorsal, lateral, and ventral They were formerly called columns. **f. am'nii**, a cord of tissue by which the amnion and chorion are temporarily united in certain ruminant animals. **f. ante'rior.** Same as *f. ventralis*. **f. cunea'tus** [B N A], one of the two prolongations of the dorsolateral columns of Burdach into the oblongata. **f. cunea'tus externa'lis**, the funiculus of Rolando **f. cunea'tus latera'lis**, a longitudinal ridge on the oblongata between the line of roots of the spinal accessory nerve and the cuneate funiculus **dorsal f., f. dorsa'lis**, the white matter of the spinal cord lying between the dorsal fissure and the dorsal root; formerly called *posterior columns*. **f. gra'cilis** [B N A], either of

the structures which, with the clavæ, form the postpyramids or restiform bodies, being extensions of the dorsomedian column of the spinal cord into the oblongata **lateral f., f. latera'lis** [B N A], the white matter of the spinal cord lying between the dorsal and ventral roots; formerly called *lateral columns*. **f. medul'læ spina'lis** [B N A], any one of the columns of the spinal cord. **f. poste'rior** [B N A]. Same as *f dorsalis*. **f. of Rolando,** a longitudinal prominence on either side of the lower part of the oblongata, passing up to the tubercle of Rolando. **f. sep'arans,** a

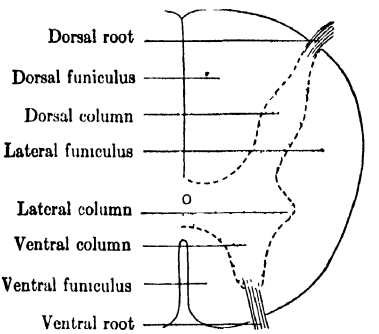

Diagram of a cross-section through one-half of the spinal cord to illustrate the arrangement of the funiculi of white matter and the columns of gray matter (Herrick).

ridge on the floor of the fourth ventricle between the area postrema and the ala cinerea **f. sil'iquæ.** See *siliqua olivæ* **f. solita'rius,** the solitary fasciculus. **f. spermat'icus** [B N A], the spermatic cord **f. te'res.** See *eminentia medialis*. **f. umbilica'lis** [B N A], the umbilical cord **ventral f., f. ventra'lis,** the white matter of the spinal cord which lies between the ventral fissure and the ventral root; formerly called *anterior columns*.

funiform (fu'nif-orm) [L. *fu'nis* rope + *for'ma* shape] Resembling a rope or cord.

funis (fu'nis) [L "cord"] Any cord-like structure; particularly the umbilical cord **f. argen'teus,** the spinal cord. **f. bra'chii,** the median cephalic vein of the arm. **f. Hippoc'ratis,** the tendo achillis

funnel (fun'el). A conic hollow vessel with a tube at the apex· used in chemistry and pharmacy in filtering and for other purposes. **f.-chest.** See under *chest*. **drainage-f.,** an appliance employed in the drainage of wounds. **Golgi's f's,** spiral fibrillary coils said to surround the axis-cylinder of myelinated nerve-fibers· they are probably artefacts **mitral f.,** a state of the mitral valve in mitral stenosis in which the valve and the left auricle take the form of a hollow cone; called also *mitral buttonhole* **muscular f.,** the funnel-shaped space bounded by the four straight muscles of the eye. **pial f.,** a sheath of adventitia, extended from the pia mater, loosely surrounding the blood-vessels of the substance of the brain or cord. **Renver's f.,** an appliance used in treating urethral stricture **vascular f.,** the light colored depression at the center of the disk of the retina.

fur (fer). The coat seen upon the tongue in various diseases.

Fürbringer's sign, test (fer'bring-erz) [Paul *Fürbringer*, Berlin physician, born 1840]. See under *sign* and *tests*.

furcal (fur'kal) [L. *fur'ca* fork]. Shaped like a fork; forked.

furcocercous (fer-ko-ser'kus) [L. *fur'ca* fork + Gr. κέρκος tail]. Having a forked tail.

furcula (fer'ku-la) [L. "little fork"]. A horse-shoe-shaped ridge in the embryonic larynx, bounding the pharyngeal aperture in front and laterally.

furfur (fer'fer), pl. *fur'fures*. [L. "bran"]. An epidermic scale, such as dandruff.

furfuraceous (fur-fu-ra'shus) [L. *fur'fur* bran]. Resembling bran or dandruff.

furfural (fur'fu-ral) [L *fur'fur* bran] An oily substance, $C_5H_4O_2$, from the distillation of bran, sawdust, etc. It is the basis of Molisch's test for carbohydrates It causes convulsions and paralyses in animals.

furfurol (fur'fu-rol) Furfural.

furfuron (fur'fu-ron). A greenish, proprietary liniment for gout and rheumatism.

furibund (fu'rib-und) Full of fury, raging, maniacal.

furor (fu'ror) [L.]. Fury; rage. **f. epilep'ticus,** an attack of intense anger occurring in epilepsy **f. secan'di.** Same as *tomomania*. **f. uteri'nus,** nymphomania.

furred (ferd) Having a grayish coating of epithelial scales and other matter, as a furred tongue

furrow (fur'o) A groove or trench. **auriculoventricular f.,** the transverse groove marking off the auricles of the heart from the ventricles **digital f.,** any one of the transverse lines on the palmar surface of a finger **genital f.,** a groove that appears on the genital tubercle of the fetus at the end of the second month. **gluteal f.,** the furrow which separates the nates **interventricular f.** Same as *interventricular groove*. **Jadelot's f's.** See *lines, Jadelot's* **Liebermeister's f's,** depressions sometimes seen on the upper surface of the liver from pressure of the ribs, generally from tight lacing **mentolabial f.,** the hollow just above the chin **nymphohabial f.,** a furrow between the labia majora and labia minora on each side **primitive f.,** the primitive groove See *groove* **Sibson's f.,** the under border of the pectoralis major muscle

Fürstner's disease (ferst'nerz) [German pediatrist, born 1848] Pseudospastic paralysis with tremor.

furuncle (fu'rung-kl) [L *furun'culus*]. A boil; a painful nodule formed in the skin by circumscribed inflammation of the corium and subcutaneous tissue, inclosing a central slough or "core." It is caused by bacteria, which enter through the hair-follicles or sudoriparous glands, and its formation is favored by constitutional or digestive derangement and local irritation. **lochial f.,** a boil or abscess affecting obstetric nurses, and due to infection from the lochia **physicians' f.,** a form of abscess with circumscribed subcutaneous fat-necrosis occurring in physicians, and due to infection from the cadaver or from an operation

furuncular (fu-rung'ku-lar). Pertaining to or of the nature of a boil

furunculoid (fu-rung'ku-loid). Resembling a furuncle or boil.

furunculosis (fu"rung-ku-lo'sis). The diseased condition that accompanies the appearance of a crop of boils

furunculous (fu-rung'ku-lus). Same as *furuncular*

furunculus (fu-rung'ku-lus), pl *furun'culi* Latin for *boil* or *furuncle* See *furuncle* **f. orienta'lis,** a kind of sore endemic chiefly in Asia and Africa, and marked by the development on the exposed parts of the body of a papule which passes successively through the stages of tubercle, scab, and circumscribed ulcer. It is caused by a protozoan parasite, termed *Leishmania tropica*. The disease has received various names, according to the locality of its occurrence, as Aleppo boil, Delhi sore, Pendjeh sore, Natal boil, Biskra button, Lahore sore, oriental button, tropical ulcer, etc, but the conditions occurring under the various names are practically one and the same disease. The condition is also known as *cutaneous* or *dermal leishmaniasis*. **f. vulga'ris,** carbuncle.

Fusarium (fu-sa're-um). A genus of molds belonging to the class of *Ascomycetes*. **F. equi'num** is believed to be the cause of itch disease, a dermatomycosis in horses in Oregon.

fuscin (fus'in) [L. *fus'cus* brown]. A brown pigment of the retinal epithelium

fusel oil (fu'sel). See *amyl alcohol*, under *alcohol*.

fusible (fu'sib-l). Susceptible of being melted.

fusiform (fu'sif-orm) [L. *fu'sus* spindle + *for'ma* form]. Spindle-shaped.

Fusiformis (fu-sif-or'mis). A genus of Mycobacteriaceæ. They are anaerobic or micro-aerophilic, non-motile, rod-shaped, and obligate parasites. **F. ac'nes**, a species found in the pustules of acne vulgaris. **F. typhi-exanthematici**, a small, pleomorphic, Gram-positive, non-motile organism at one time thought to be the cause of typhus fever. Called also *Plotz's bacillus*. **F. vincen'ti**, a form found in Vincent's angina

fusion (fu'zhun) [L. *fu'sio*]. 1. The act or process of melting. 2. The abnormal coherence of adjacent parts or bodies. 3. The coordination of the separate images of the same object in the two eyes into one. **nerve-f.**, a method of nerve-anastomosis done for the purpose of inducing a regeneration which will resupply empty tracts of a nerve by new growths of fibers.

Fusobacte'rium biacu'tum. An organism obtained from cases of appendicitis which is pathogenic for guinea-pigs.

fusocellular (fu-so-sel'u-lar) [L. *fu'sus* spindle + *cellular*]. Having spindle-shaped cells.

fusospirillary (fu-so-spi'ril-a-re) Pertaining to fusiform bacilli and spirillæ, as in Vincent's angina.

fusospirochetosis (fu"so-spi-ro-ke-to'sis). Infection with fusiform bacilli and spirochetes.

fustic (fus'tik). A yellow dye-wood from a South American tree, *Mo'rus tincto'ria*.

fustigation (fus-tig-a'shun) [L. *fustiga'tio*]. Therapeutic treatment by flagellation. **electric f.**, therapeutic treatment by beating with rods or by the strokes of electrodes.

fustin (fus'tin). A yellow dye, $C_{15}H_{10}O_6$, from Venetian sumac.

F. vs. Abbreviation for L. *fi'at venæsec'tio*, let the patient be bled.

fyrite (fi'rīt). A proprietary preparation used as an investment material in dentistry.

G

G. 1. An abbreviation for *gram* and *gingival*. 2. The chemical symbol of *glucinum*.

g. An abbreviation for *gram*.

G. A. Abbreviation for *gingivo-axial*

Ga. The symbol of *gallium*.

Gabbett's solution (gab'ets). [Henry Singer *Gabbett*, contemporary British physician]. See under *solution*.

gabianol (gab-i'an-ol). An oily liquid compound derived from shale· employed in diseases of the lungs Dose, 4 min (0.24 c.c.).

Gaboon ulcer (gab-oon'). See under *ulcer*.

gad-fly. See *Tabanus*

gadinin (gad'in-in). A ptomain, $C_7H_{16}NO_2$, from decaying fish and from bacterial cultures of human feces.

gadolinium (gad-o-lin'e-um). A rare element whose atomic weight is 157.3 and its symbol Gd.

gaduhiston (gad-u-his'ton) [L. *ga'dus* cod + *histon*]. A histon occurring in the spermatozoa of the codfish.

gaduin (gad'u-in) [L. *ga'dus* cod]. A basic fatty principle, $C_{35}H_{40}O_9$, from cod-liver oil.

gaduol (gad'u-ol) A purified preparation of cod-liver oil. Dose, 5–30 min. (0.333–2 c.c.).

Gadus (ga'dus) [L ; Gr γάδος whiting]. A genus of fishes. **G. mor'rhua**, the cod-fish· from its liver, cod-liver oil is prepared. See *oil, cod-liver*.

Gaertner. See *Gartner*.

gafeira (gaf-a-ir'rah) [Port]. A South American term for leprosy

Gaffky scale (gaf'ke) [Georg *Gaffky*, German bacteriologist, 1850–1918]. See under *scale*

gag (gag) 1. A surgical device for holding the mouth open. 2. To retch, or strive to vomit.

gage, gauge (gāj) An instrument for determining the dimensions or caliber of anything.

gaile, gale (gal) [Fr]. French for *scabies*.

Gaillard's suture (ga-yahrz') [François Lucien *Gaillard*, French physician, 1805–1869]. See *suture*.

Gairdner's test (gārd'nerz) [Sir William Tennant *Gairdner*, Scotch physician, born 1824]. See *coin-t.*, under *tests*.

gait (gāt). The manner or style of walking. **ataxic g.**, a walk in which the foot is raised high and the sole strikes the ground at once and very suddenly. **cerebellar g.**, a staggering gait indicative of cerebellar disease. **Charcot's g.**, the peculiar gait of hereditary ataxia. **cow-g.**, a swaying walk due to knock-knee **dromedary g.**, the peculiar gait seen in patients with dystonia musculorum. Called also *camel's walk*. **equine g.**, a walk accomplished mainly by flexing the hip-joint: seen in peroneal paralysis. **festinating g.**, a gait in which the patient moves with short, hurrying steps, often on tip-toe. **frog-g.**, a hopping progression resulting from infantile paralysis. **helicopod g.**, a gait in which the feet describe half-circles, as in some cases of hysteric disorder and in certain cases of hemiplegia **hemiplegic g.**, the helicopod gait of hemiplegia **Oppenheim's g.**, a gait marked by irregular oscillation of the head, limbs, and body, seen in some cases of disseminated sclerosis. **paralytic g.**, a gait in which the feet are dragged loosely along the ground **scissor g.**, a gait in which one foot is passed in front of the other, producing a cross-legged progression **spastic g.**, a walk in which the legs are held together and move in a stiff manner, the toes seeming to drag and catch **stamping g.** Same as *ataxic g.* **steppage g.**, a gait in which the advancing foot hangs with the toes pointing toward the ground, the leg being lifted high in order that the toes may clear the ground It is due to paralysis of the peroneal nerve and is seen in lesions of the lower motor neuron, such as multiple neuritis lesions of the anterior motor horn cells, and lesions of the cauda equina. **swaying g.** See *cerebellar g* **tabetic g.** Same as *ataxic g.* **waddling g.**, a gait seen in pseudohypertrophic paralysis. It resembles the waddling of a duck, and is due to the fact that the feet are kept wide apart in order to preserve the balance.

gakhuri (gak-hoo're). The plant, *Trib'ulus lanugino'sus*, of India· used locally as a medicine.

galactacrasia (gal-ak-tak-ra'se-ah) [Gr. γάλα milk + κρᾶσις mingling]. Abnormal condition of the mother's milk.

galactagogue (gal-ak'tag-og) [Gr. γάλα milk + ἀγωγός leading]. 1. Increasing the secretion of milk. 2. An agent that promotes the flow of milk.

galactan (gal-ak'tan) [Gr. γάλα milk]. A hemicellulose carbohydrate that yields galactose upon hydrolysis. Agar-agar is a well-known example.

galactase (gal-ak'tās). A proteolytic enzyme of milk.

galactemia, galactæmia (gal-ak-te'me-ah) [Gr. γάλα milk + αἷμα blood]. A morbid condition of the blood in which it contains milk.

galactenzyme (gal-ak-ten'zīm). A commercial preparation of *Lactobacillus bulgaricus*.

galactidrosis (gal-ak-tid-ro'sis) [Gr. γάλα milk + ἱδρώς sweat]. The sweating of a fluid resembling milk.

galactin (gal-ak'tin) [Gr. γάλα milk]. An amorphous substance, $C_{54}H_{78}N_4O_{25}$, found in milk.

galactischia (gal-ak-tisk'ę-ah) [Gr. γάλα milk + ἴσχειν to suppress]. Suppression of the secretion of milk.

galactoblast (gal-ak'to-blast) [Gr. γάλα milk + βλαστός germ]. A colostrum corpuscle found in the acini of the mammary gland.

galactocele (gal-ak'to-sēl) [Gr. γάλα milk + κήλη tumor]. 1. A cystic enlargement of the mammary gland containing milk. 2. A hydrocele filled with a milky fluid.

galactochloral (gal-ak-to-klo'ral). A derivative, $C_8H_4Cl_3O_6$, of chloral and galactose in glossy scales. it is used as a hypnotic.

galactococcus (gal-ak-to-kok'us) [Gr. γάλα milk + *coccus*]. A staphylococcus found in cases of inflammation of the udder in cows.

galactogenous (gal-ak-toj'en-us) [Gr. γάλα milk + γενναῖν to produce]. Favoring the production of milk.

galactolipin, galactolipine (gal-ak-to-li'pin). Any compound of a fatty acid containing nitrogen but no phosphorus, and combined with galactose.

galactoma (gal-ak-to'mah) [Gr. γάλα milk + -ωμα tumor] Same as *galactocele*.

galactometastasis (gal-ak"to-met-as'tas-is). Same as *galactoplania*.

galactometer (gal-ak-tom'et-er) [Gr. γάλα milk + μέτρον measure]. An instrument for measuring the specific gravity of milk

galactopathy (gal-ak-top'ath-e) [Gr. γάλα milk + πάθος feeling]. Same as *milk-cure*.

galactophagous (gal-ak-tof'ag-us) [Gr. γάλα milk + φαγεῖν to eat]. Feeding upon milk.

galactophlebitis (gal-ak"to-fleb-i'tis) [Gr. γάλα milk + *phlebitis*]. Phlegmasia alba dolens.

galactophlysis (gal-ak-tof'lis-is) [Gr. γάλα milk + φλύσις eruption]. A vesicular eruption containing a milky fluid.

galactophore (gal-ak'to-for). 1. Galactophorous. 2. A milk-duct.

galactophoritis (gal-ak"tof-or-i'tis) [Gr. γάλα milk + φέρειν to carry + -ιτις inflammation]. Inflammation of the milk-ducts.

galactophorous (gal-ak-tof'or-us) [Gr. γάλα milk + φέρειν to bear]. Conveying milk.

galactophthisis (gal-ak-tof'this-is) [Gr. γάλα milk + *phthisis*]. Phthisis or emaciation due to or brought on by overlactation.

galactophygous (gal-ak-tof'ig-us) [Gr. γάλα milk + φυγή flight]. Arresting the milk secretion.

galactoplania (gal-ak-to-pla'ne-ah) [Gr. γάλα milk + πλάνη wandering]. The secretion of milk in some abnormal part; the metastasis of milk.

galactopoietic (gal-ak"to-poi-et'ik) [Gr. γάλα milk + ποιεῖν to make]. Concerned in the production of milk.

galactopyra (gal-ak-to-pi'rah) [Gr. γάλα milk + πῦρ fire]. Milk-fever.

galactorrhea, galactorrhœa (gal-ak-tor-e'ah) [Gr. γάλα milk + ῥοία flow]. Excessive secretion of milk.

galactosamin (gal-ak-to-sam'in). An alpha-amino derivative, $CH_2OH.(CHOH)_3CH(NH_2).CHO$, of galactose obtained from tendomucoid by hydrolysis.

galactosazone (gal-ak-to-sa'zōn). The phenyl osazone of galactose, $CHOH(CHOH)_3C(:N.NH.C_6H_5).CH.N.NH.C_6H_5$. It is a yellow, crystalline substance which is formed by treating galactose with phenylhydrazin and acetic acid. The crystals melt at 193° C. and may be used in identifying galactose.

galactoschesis (gal-ak-tos'ke-sis) [Gr. γάλα milk + σχέσις suppression]. Suppression of the milk secretion.

galactoscope (gal-ak'to-skōp) [Gr. γάλα milk + σκοπεῖν to view]. A device for showing the proportion of cream in the milk.

galactose (gal-ak'tōs) [Gr. γάλα milk]. An aldohexose, $CH_2OH(CHOH)_4CHO$, obtained from lactose or milk-sugar by the action of an enzyme or by boiling with a mineral acid. It is a white crystalline substance, resembles glucose in most of its properties, but forms mucic acid when oxidized with nitric acid. It is found in milk-sugar, in the cerebrosids of the brain, in the raffinose of the sugar-beet, and in many gums and seaweeds.

galactosid (gal-ak'to-sid). A compound having the same relation to galactose that a glucosid has to glucose.

galactosis (gal-ak-to'sis) [Gr. γάλα milk]. The formation of milk by the lacteal glands.

galactostasia (gal-ak-to-sta'se-ah). Galactostasis.

galactostasis (gal-ak-tos'tas-is) [Gr. γάλα milk + στάσις halt]. 1. Cessation of the milk secretion. 2. An abnormal collection of milk.

galactosuria (gal-ak-to-su're-ah) [*galactose* + Gr. οὖρον urine] Presence of galactose in the urine.

galactotherapy (gal-ak-to-ther'ap-e) [Gr. γάλα milk + θεραπεία to cure]. 1. The treatment of suckling children by giving remedies to the mother or wet-nurse. 2. Same as *milk-cure*. 3. The hypodermic injection of the milk of a syphilitic patient for the cure of syphilis.

galactotoxicon (gal-ak-to-tok'sik-on). The poisonous matter that causes galactotoxism.

galactotoxin (gal-ak-to-tok'sin) [Gr. γάλα milk + τοξικόν poison]. Any basic poison generated in milk by the growth of a plant microorganism.

galactotoxism (gal-ak-to-tok'sizm). Poisoning by milk.

galactotrophy (gal-ak-tot'ro-fe) [Gr. γάλα milk + τρόφη nutrition]. Feeding with milk.

galactozymase (gal-ak-to-zi'mās) [Gr. γάλα milk + ζύμη leaven]. A starch-liquefying ferment.

galacturia (gal-ak-tu're-ah) [Gr. γάλα milk + οὖρον urine] The discharge of milk-like urine; chyluria.

galalith (gal'al-ith) [Gr. γάλα milk + λίθος stone]. A material for the manufacture of absorbable anastomosis buttons, consisting of formalin-hardened paracasein.

galanga (gal-an'gah) [L. for "galangal"]. See *galangal*.

galangal (gal-an'gal) [Chinese]. The rhizome of *Alpin'ia galan'ga* (*officina'rum*) (lesser galangal) or of *A. officina'lis* (greater galangal). It has the aromatic stimulant properties of ginger. Dose, 15–30 gr. (1–2 gm.).

galazyme (gal'az-īm) [Gr. γάλα milk + ζύμη leaven]. A preparation of the mixed and fermented milk of asses and mares.

galbanum (gal'ban-um) [L.]. 1. A fetid gum-resin from *Fer'ula galbanif'lua* and *F. rubricau'lis*, umbelliferous plants of Asia. It is expectorant, antispasmodic, and stimulant, and is used in chronic catarrh of the genital and respiratory tracts and in amenorrhea, and locally as a counterirritant. Dose, 10–20 gr. (0.666–1.333

gm.). The compound pills of galbanum contain galbanum, myrrh, asafetida, and syrup. 2. An incorrect popular name for Burgundy pitch.

Galbiati's operation (gahl-be-ah'tēz) [Gennaro *Galbiati*, an Italian surgeon, 1776–1844]. See *operation*.

galbismin (gal-biz'min). A proprietary substitute for iodoform.

galea (ga'le-ah) [L. "helmet"] The aponeurotic structure of the scalp, connecting the separated parts of the occipitofrontalis muscle. Called also *galea aponeurotica* [B N A].

galeanthropy (ga-le-an'thro-pe) [Gr γάλεε cat + ἄνθροπος man]. A mental delusion that one has become a cat.

Galega (gal-e'gah) [Gr. γάλα milk] A genus of poisonous leguminous plants called goat's-rue. *G. officina'lis* and other species are said to be galactagogues.

galegin (gal-e'jin). A guanidine base, $(CH_3)_2C$-$CH.NH.C(:NH).NH_2$, found in the seeds of *Galega officinalis*.

galegol (gal-e'gol). A preparation from galega, used as a galactagogue.

Galen (ga'len) [Claudius Galenus] A celebrated Greek physician and medical writer, born at Pergamum, Mysia, in 130 A. D. At the age of thirty he removed to Rome, where he gained great fame as a practitioner. He is said to have died in Sicily about 200–210 A D. He wrote a large number of works on medicine, natural science, logic, etc., of which about 80 have been preserved.

galenic (ga-len'ik). Pertaining to the ancient system of medicine taught and practised by Galenus, or Galen.

galenica (gal-en'ik-ah). Galenicals.

galenicals, galenics (gal-en'ik-alz, ga-len'iks). Medicines prepared according to the formulas of Galen. The term is now used to denote standard preparations containing one or several organic ingredients, as contrasted with pure chemical substances.

galenism (ga'len-izm). Galen's doctrine of the four humors as the agents in the causation of disease.

Galeodes araneoi'des (gal-e-o'dēz). A spider-like animal of the old world, with a venomous bite. injurious to camels.

galeophilia (gal-e-o-fil'e-ah) [Gr γαλη cat + φιλεῖν to love] A liking or fondness for cats.

galeophobia (gal-e-o-fo'beah) [Gr γαλη cat + φοβος fear]. Marked fear of cats, gatophobia

galeropia, galeropsia (gal-er-o'pe-ah, -op'se-ah) [Gr. γαλερός cheerful + ὄψις vision]. Abnormal clearness of vision.

Galipe'a cuspa'ria. See *angustura*.

galipin (gal'ip-in). A crystalline alkaloid, $C_{20}H_{21}NO_3$, from the bark of *Galipea cusparia*

galipoidin (gal-ip-oi'din). A crystalline alkaloid, $C_{19}H_{18}NO_4$, from the bark of *Galipea cusparia*

galismuth (gal-iz'muth) A diethylene-diamino-bismutho-gallate in a solution of glucose. It is given by intramuscular injection in the treatment of syphilis. Dose, 1 c.c., equivalent to 0 03 gm. of metallic bismuth

Galium (gal'e-um). A genus of plants. *G. aperi'ne* has been used in suppression of the urine and urinary irritation.

gall (gawl) [L. *gal'la*]. 1. The bile. 2 Nutgall. **Aleppo g.**, nut gall. **g.-bladder, g.-cyst.** See *gall-bladder*. **g.-ducts.** See *bile-ducts*, under *duct*. **g.-sickness.** See *galziekte*. **Smyrna g.**, nutgall. **g.-stone**, a calculus in or from the gall-bladder or one of its afferent or efferent ducts.

galla (gal'ah), pl. and gen. *gal'læ* [L.]. Nutgall; an astringent excrescence growing upon oaks, chiefly *Quer'cus infecto'ria*. Dose, 5–25 gr (0.333–1.666 gm.); of tincture, 30–120 min. (2–8 c.c.). See *nutgall*.

gallacetophenone (gal-as-e-to-fe'non). A yellowish powder, $CH_3.CO.C_6H_2(OH)_3$, or trioxyacetophenone: used externally like pyrogallol, of which it is a derivative. Called also *alizarin-yellow*.

gallal (gal'al) Aluminum gallate, $Al_4(C_7H_2O_5)_3 + 4H_2O$, a brownish, antiseptic powder. used in astringent nasal douches.

gallanilid (gal-an'il-id). Same as *gallanol*.

gallanol (gal'an-ol). A gallic acid anilid, $C_6H_2(OH)_3.CO\,NHC_6H_5 + 2H_2O$, a gallic acid and anilin derivative: a white powder, soluble in alcohol, ether, and boiling water, slightly soluble in cold water. It is used like pyrogallol, externally, in psoriasis, eczema, etc., in 5–25 per cent. ointment.

gallate (gal'āt). Any salt of gallic acid.

gall-bladder (gawl'blad-er). The pear-shaped reservoir for the bile on the under surface of the liver **Courvoisier's g.-b.**, a chronically obstructed gall-bladder. **fish-scale g.-b.**, a gall-bladder presenting a fish-scale-like appearance from multiple small cysts of the mucosa. **sand-paper g.-b.**, a rough state of the mucous membrane of the gall-bladder caused by the presence of cholesterin crystals. **strawberry g.-b.**, a gall-bladder presenting a strawberry-like appearance, due to fine grains of cholesterin-fat material embedded in the mucosa as a result of chronic catarrhal inflammation.

gallein (gal'e-in). Dioxyfluorescein, an anilin-dye indicator which is changed in color by an alkali to red and by an acid to yellow.

gallic acid (gal'ik). See *acid*.

gallicin (gal'is-in). The methyl ester of gallic acid, $(OH)_3C_6H_2\,COOCH_3$, in snow-white, silky needles, or a whitish powder used as a substitute for resorcinol in conjunctival catarrh.

gallinol (gal'in-ol). Same as *gallanol*.

Gallionel'la ferrugin'ea. A species of iron bacteria.

gallipot (gal'ip-ot). A small pot for ointments or confections.

gallisin (gal'is-in). A substance analogous to dextrin.

gallium (gal'e-um) [L., from *Gallia* Gaul] A rare metal, atomic weight, 70 1; symbol, Ga some of its compounds are poisonous.

gallobromol (gal-o-bro'mol). A light brown, crystalline, gallic acid and bromin derivative, $C_6Br_2(OH)_3COOH$, or dibromgallic acid· soluble in alcohol, ether, and boiling water. It is used as a sedative like the bromids, and as an astringent in gonorrhea in 1–4 per cent. solution. Dose, 10–30 gr (0 65–2 gm) in solution.

galloformin (gal-o-for'min) A condensation-product of hexamethylenetetramin and gallic acid, $C_6H_2(OH)_3\,COOH(CH_2)_6N_4$, in needle-like crystals. It is used as an internal antiseptic.

gallogen (gal'o-jen) A compound derived from gallic acid. recommended as an intestinal antiseptic. Dose, 5–30 gr. (0 333–2 gm.).

gallon (gal'on) [L. *con'gius*] Four quarts (3785 c.c.); in the United States, 231 cubic inches. See *weights and measures*.

gallotannic acid (gal-o-tan'ik). See *tannin*.

gall-sickness. See *galziekte*.

Galton's delta, law, whistle (gawl'tonz) [Francis *Galton*, English scientist, 1822–1911]. See *delta, law*, and *whistle*.

galuteolin (gal-u-te'o-lin). A glucosid, $C_{21}H_{20}O_{11}\cdot 3H_2O$, from the seeds of *Galega officinalis*.

Galv. Abbreviation for *galvanic*.

galvanic (gal-van'ik). 1. Named for or discovered by Galvani. 2. Pertaining to galvanism. **g. battery.** See under *battery*.

galvanism (gal'van-izm) [after Luigi *Galvani*, 1737–1798]. Galvanic electricity: uninterrupted current electricity derived from a chemic battery.

galvanization (gal"van-iz-a'shun). Treatment by galvanic electricity. **spinogastric g.**, galvanization in which the negative pole is placed over the stomach, and the positive is moved up and down the spine.

galvanocautery (gal"van-o-kaw'ter-e). Cautery by a wire heated with a galvanic current.

galvanochemic (gal"van-o-kem'ik). Pertaining to the chemic action of the galvanic current.

galvanocontractility (gal"van-o-kon-trak-til'-it-e). Contractility in response to a galvanic stimulus.

galvanofaradization (gal"van-o-far-ad-iz-a'shun). The simultaneous use of continuous and interrupted electric currents.

galvano-ionization (gal"van-o-i-o-ni-za'shun). See *iontophoresis*.

galvanolysis (gal-van-ol'is-is) [*galvanism* + Gr. λύσις dissolution]. Electrolysis.

galvanometer (gal-van-om'et-er) [*galvanic* + Gr. μέτρον measure]. An instrument for measuring galvanic electricity. **Einthoven's g., string g.** (1893), **thread g.**, an apparatus for detecting very minute electric currents, consisting of a delicate thread of silvered quartz or platinum stretched between the poles of a strong magnet. The thread may be illuminated by an arc light and the shadow of the thread thrown upon a screen after being magnified by a microscope.

galvanomuscular (gal"van-o-mus'ku-lar). Produced by the application of the galvanic current directly to a muscle.

galvanonervous (gal"van-o-ner'vus). Produced by application of the galvanic current to a nerve trunk.

galvanopalpation (gal"van-o-pal-pa'shun). A method of testing the sensory and vasomotor nerves of the skin by applying a sharp-pointed anode electrode to the part of the skin to be tested, the cathode being applied to some other part of the body

galvanopuncture (gal"van-o-punkt'ūr). The introduction of needles to complete a galvanic circuit.

galvanoscope (gal-van'o-skōp) [*galvanism* + Gr. σκοπεῖν to view]. An instrument that shows the presence of a galvanic current.

galvanoscopy (gal-van-os'ko-pe). Diagnostic examination by means of galvanism.

galvanosurgery (gal"van-o-sur'jer-e). The employment of galvanism in surgery.

galvanotaxis (gal"van-o-tak'sis). Electrotaxis under the influence of galvanic electricity.

galvanotherapeutics, galvanotherapy (gal"van-o-ther-ap-u'tiks, gal"van-o-ther'ap-e). The therapeutic employment of galvanism.

galvanothermy (gal"van-o-ther'me) [*galvanism* + Gr. θέρμη heat]. Heating or burning by means of a galvanic current.

galvanotonic (gal"van-o-ton'ik). Of the nature of galvanotonus; both galvanic and tonic.

galvanotonus (gal-van-ot'o-nus) [*galvanism* + Gr. τόνος tone]. Tonic response to galvanism.

galvanotropism (gal-van-ot'ro-pizm) [*galvanism* + Gr. τρόπος a turn]. The tendency of an organism to turn or move under the action of an electric current.

galyl (gal'il) [Named in honor of *Galen*]. An organic arsenical preparation, tetraoxydiphosphaminodiarsenobenzene· used like salvarsan. Dose, 6–8 gr. (0.4–0.5 gm.).

galziekte, galziekze (gahl-zēk'te) [Dutch *gal* gall + *ziekte* sickness]. A disease of cattle in South Africa, caused by *Trypanosoma theileri*, which is transmitted by a fly (*Hippobosca*), the winged tick fly of the horse. It is marked by slight fever and severe anemia. Called also *gall-sickness* and *bilious fever of cattle*.

Gamaleia's spirillum (gam-al-a'yahz) [M. *Gamaleia*, Russian bacteriologist, born 1859]. See *spirillum*.

gamasid (gam'as-id). A mite of the family Gamasidæ.

Gamasidæ (gam-as'id-e). A family of mites of the order Acarina; the spider mites or beetle mites. They are parasitic on birds and animals.

gamasoidosis (gam-as-oi-do'sis). Infestation by a mite of the family Gamasidæ, such as the dermatitis caused by the fowl mite, *Dermanyssus*.

Gambian horse sickness (gam'be-an) [*Gambia* a British colony of the West Coast of Africa]. Trypanosomiasis of horses and cattle due to the *Trypanosoma dimorphon*.

gambir (gam'bēr). Pale catechu; the dried aqueous extract from the leaves and twigs of *Ouroupa'ria gam'bir*, a rubiaceous plant of southeastern Asia: astringent. The official preparation is the *compound tincture*.

gamboge (gam-bōj' gam-booj'). See *cambogia*.

Gambusia (gam-bu'se-ah). The genus of fish most effective in North America in destroying mosquito larvæ.

gamelan (gam'el-an). A mixture of fats, lipoids, and waxes, which it is claimed stimulates the tissues to produce ferments which saponify the fatty constituents of the tubercle bacilli.

gamete (gam'ēt) [Gr. γαμέτης spouse]. A sexual cell; a mature germ cell, as, for example, an unfertilized egg or a mature sperm cell.

gametic (gam-et'ik). Pertaining to gametes or the primitive sexual elements.

gametoblast (gam'et-o-blast) [Gr. γαμέτη wife + βλαστός germ]. A sporozoite.

gametocyte (gam-ēt'o-sīt) [Gr. γαμέτη spouse + κύτος cell]. The mother-cell which produces gametes by division.

gametogenesis (gam"et-o-jen'es-is) [*gamete* + Gr. γένεσις production]. The origin of germ cells.

gametoid (gam'et-oid). Resembling gametes or reproductive cells.

gametophagia (gam"et-o-fa'je-ah). Gamophagia.

gametophyte (gam'et-o-fīt) [Gr. γαμέτη wife + φύτον plant]. The haploid or sexual stage in the antithetic alternation of generations.

gamic (gam'ik). Sexual: applied to eggs which develop only after fertilization.

gamma (gam'ah). The third letter in the Greek alphabet, γ. See *alpha*.

gammacism (gam'as-izm) [Gr. γάμμα letter G]. The imperfect utterance of G-sounds.

gammot (gam'ot). An old form of surgical knife.

gamobium (gam-o'be-um) [Gr. γάμος marriage + βίος life]. In zoölogy, the sexually reproducing generation in cases of alternation of generation. Cf. *agamobium*.

gamogenesis (gam-o-jen'es-is) [Gr. γάμος marriage + γένεσις production]. Sexual reproduction.

gamogenetic (gam"o-jen-et'ik). Pertaining to or exhibiting sexual reproduction.

gamont (gam'ont) [Gr. γάμος marriage + ὄντος being]. Either of the conjugating individuals in gregarine reproduction.

gamophagia (gam-o-fa'je-ah) [Gr. γάμος marriage + φάγειν to eat]. The assimilation and disappearance of the male or female element in generation.

gampsodactylia (gamp-so-dak-til'e-ah). Deformity of the toes marked by hyperextension of the first phalanx on the metatarsal and flexion of the other two phalanges. Called also *claw-foot*.

ganglia (gang'le-ah). Plural of *ganglion*.

ganglial (gang'le-al). Pertaining to a ganglion.

gangliasthenia (gang"le-as-the'ne-ah). Asthenia due to ganglionic disease.

gangliate, gangliated (gang'le-āt, gang'le-ā-ted). Provided with ganglia.

ganglionectomy (gang-le-ek'to-me) [Gr. γάγγλιον ganglion + ἐκτομή excision]. Excision of a ganglion.

gangliform (gang'lif-orm). Having the form of a ganglion.

gangliitis (gang-le-i'tis). Inflammation of a ganglion.

ganglioblast (gang'le-o-blast) [*ganglion* + Gr. βλαστός germ]. An embryonic cell of the spinal ganglia.

gangliocyte (gang'le-o-sīt) [*ganglion* + Gr. κύτος cell]. A ganglion-cell.

ganglioform (gang'le-o-form). Gangliform.

ganglioma (gang-le-o'mah) [Gr. γάγγλιον ganglion + -ωμα tumor]. A tumor of a lymphatic ganglion.

ganglion (gang'le-on), pl. *gang'lia* [Gr. γάγγλιον knot]. 1 Any collection or mass of nerve-cells that serves as a center of nervous influence. 2. A form of cystic tumor occurring on an aponeurosis or a tendon. 3. See *ganglion, lymphatic.* **abdominal g.**, the semilunar ganglion **aberrant g.**, a mass of nerve-cells occasionally seen on a posterior spinal nerve-root **acousticofacial g.**, a ganglion of early embryonic life, a portion of which persists as the geniculate ganglion **Acrel's g.**, a ganglion on the extensor tendons of the wrist. **Andersch's g.**, the petrous ganglion **anterior g. of thalamus**, the anterior tubercle of the thalamus. **aorticorenal g.**, a partly detached piece of the semilunar ganglion **Arnold's g., auricular g.**, a ganglion situated below the foramen ovale, that sends nerves to the tympanic muscles and tensor palati. Called also *otic g.* **auditory g.**, the accessory auditory nucleus. **Auerbach's g.**, any one of the small ganglia of Auerbach's plexus **basal g.**, ganglia below the cortex of the brain, connecting the cerebrum with the lower centers, and comprising the thalami, corpora striata, corpora quadrigemina, tuber cinereum, and geniculate bodies. **Bezold's g.**, a series of ganglion-cells in the interauricular septum. **Bidder's g.**, two ganglia of the auricular septum of a frog's heart. **Bochdalek's g.**, the swelling at the junction of the superior and middle dental nerves. **Bock's g.** Same as *carotid g.* **cardiac g., superior**, a ganglion of the superficial cardiac plexus under the aortic arch. **carotid g.**, a ganglion in the lower part of the cavernous sinus. **carotid g., inferior**, a ganglion of the lower part of the carotid canal. **carotid g., superior**, one in the upper part of the carotid canal. **casserian g.**, an incorrect name for *gasserian g.* **celiac g.** Same as *semilunar g.* **central g. of brain**, the optic thalami and corpora striata. **cephalic g.**, the ciliary, otic, sphenopalatine, and submaxillary ganglia, all mainly of the sympathetic or trisplanchnic system. **cervical g., inferior**, a ganglion between the transverse process of the next lower vertebra and the neck of the first rib. **cervical g., middle**, a ganglion adjacent to the fifth cervical vertebra; the thyroid ganglion. **cervical g., superior**, a ganglion opposite the second and third cervical vertebræ. **cervical g. of the uterus**, is situated near the cervix uteri. **cervico-uterine g.** See *Frankenhäuser's g.* **ciliary g.**, a ganglion of the posterior part of the orbit from which are innervated the muscles of the ciliary process and iris. **Cloquet's g.**, a swelling of the nasopalatine nerve in the anterior palatine canal. **coccygeal g.**, a ganglion situated on the anterior surface of the tip of the coccyx: the ganglion impar. **compound g.**, a cystic tumor of a tendon-sheath which has been compressed into two parts by a ligament. **Corti's g.** Same as *spiral g* **diaphragmatic g.**, a small ganglion of the diaphragm on the right side; from it fibers go to the liver. **diffuse g.**, a swelling of several adjoining tendon-sheaths due to inflammatory effusion. **dorsal root g.**, a ganglion connected with the dorsal spinal root. **g. ectomammilla're**, either of the corpora albicantia **Ehrenritter's g.**, a ganglion of the glossopharyngeal nerve in the upper part of the jugular foramen **false g.**, any enlargement on a nerve which has not the true ganglionic structure. **Frankenhäuser's g.**, a ganglion near the cervix uteri Called also *cervico-uterine g* **Froriep's g.**, the ganglion of the fourth occipital segment in the human embryo. **Ganser's g.**, interpeduncular ganglion. **gasserian g.**, the semilunar ganglion; a ganglion on the larger root of the fifth cranial nerve. It is situated in a fossa on the anterior part of the petrous portion of the temporal bone, and gives off the ophthalmic and superior and inferior maxillary nerves. **geniculate g.**, a ganglion of the facial nerve in the aqueduct of Fallopius **Gudden's g.**, a ganglion in the cephalodorsal part of the mammillary body of the brain. **g. haben'ulæ.** See *nucleus habenulæ* **hepatic g.**, a ganglion that surrounds the hepatic artery **hypogastric g.**, either of two ganglia on either side of the cervix uteri, connected with the sacral and hypogastric plexuses. **hypoglossal g.**, a ganglion of the dorsal root of the hypoglossal nerve; rarely found in the human subject. **g. impar**, the coccygeal ganglion, a sympathetic ganglion on the anterior surface of the tip of the coccyx **g. infe'rius.** See *nodose g.* **inframaxillary g., anterior**, a ganglion near the incisor teeth. It is derived from the inferior maxillary nerve, and gives off filaments to the teeth **inframaxillary g., posterior**, a ganglion situated near the last molar teeth. **inhibitory g.**, any ganglion with an inhibitory function **intercarotic g.**, an enlargement connected with the carotid plexus at the bifurcation of the common carotid. **intercrural g.** Same as *corpus interpedunculare* **interpeduncular g.** See *corpus interpedunculare* **g. intervertebra'le**, a spinal ganglion. **intracardiac g.**, the nerve ganglia within the substance of the heart. **g. isth'mi** Same as *corpus interpedunculare.* **jugular g** 1. A small ganglion on the vagus in the jugular foramen, giving off a meningeal and an auricular branch. Called also *ganglion of the root.* 2. Same as *g. superius.* **Küttner's g.**, a large lymphatic gland on the internal jugular vein immediately beneath the posterior belly of the digastric muscle, forming the principal lymphatic terminus of the tongue. Called also *hauptganglion* **Laumonier's g.**, the carotid ganglion. **Lee's g.**, the cervical ganglion of the uterus **lenticular g.** See *ciliary g.* **lingual g.**, a ganglion on the anterior branch from the superior cervical ganglion **lobar g.**, the ganglion of the cerebral lobes. **Lobstein's g.**, a small enlargement on the great splanchnic nerve above the diaphragm. **Loetwig's g.**, the bulbus arteriosus **Ludwig's g.**, a ganglion connected with the cardiac plexus and situated near the right auricle of the heart. **lumbar g.**, four or five pairs on either side and behind the abdominal aorta. **Luschka's g.** See *coccygeal gland*, under *gland.* **lymphatic g.**, any lymphatic gland. **maxillary g.**, submaxillary ganglion. **Meckel's g.**, a ganglion of the sympathetic, facial, and other nerves situated in the sphenomaxillary fossa. Called also *sphenopalatine g.* **Meissner's g.**, small ganglionic nodes in Meissner's plexus. **mesenteric g., inferior**, a ganglion of the inferior mesenteric plexus. **mesenteric g., lateral** in the superior mesenteric plexus, left side. **mesenteric g., superior**, a gland of the sympathetic nerve in the superior mesenteric plexus. **Meynert's g.**, a mass of cells within the tuber cinereum near the optic tract. Called also *basal optic* **Müller's g.**, the prostatic ganglion. **nasal g** See *Meckel's g.* **nephrolumbar g.**, a ganglion at the junction of branches of the spermatic an

lumbar nerves, giving off branches to the kidney and lumbar region. **nodose g., g. nodo'sum** [B N A], a ganglion of the vagus below the jugular ganglion, opposite the transverse processes of the first and second cervical vertebræ. Called also *g. of the trunk, inferior vagal g*, and *g. inferius*. **olfactory g.**, a mass of tissue in the embryo which develops into the olfactory nerves. **ophthalmic g., orbital g.**, the ciliary ganglion. **optic g.** 1. Either of the corpora quadrigemina. 2. The ophthalmic or ciliary ganglion. 3. Meynert's ganglion. **otic g.** Same as *Arnold's g.* **periosteal g.** Same as *periostitis albuminosa*. **petrosal g., g. petro'sum, petrous g.**, a ganglion of the glossopharyngeal at the lower border of the petrous bone. Called also *Andersch's g.* **pharyngeal g.**, a ganglion on an anterior branch of the carotid plexus. **pharyngeal g., soft**, is on the lingual artery, near the pharyngeal ganglion. **phrenic g.**, the diaphragmatic ganglion. **g. plex'uum sympathico'rum**, ganglia of the sympathetic plexus. **prevertebral g.**, sympathetic ganglia of the thorax and abdomen other than those of the sympathetic trunk. **primary g.**, that which does not follow a local inflammation. **prostatic g.**, a ganglion situated on the prostate gland. it is connected with the prostatic plexus. **pterygopalatine g.**, Meckel's ganglion. **Remak's g.**, a sympathetic ganglion in the heart tissue near the superior vena cava. **renal g.**, a ganglion around the renal artery. **reticulated g.**, the gray matter scattered throughout the oblongata **g. ret'inæ**, the outer of the two subdivisions of the internal nuclear layer of the retina. **Ribes's g.**, the alleged upper termination of the sympathetic nerve surrounding the anterior communicating artery of the brain. **sacral g.**, any one of four or five ganglia on the ventral surface of the sacrum **Scarpa's g.**, a pair situated near the external auditory meatus at the point of junction of the facial nerve and the vestibular branch of the auditory nerve. **Schacher's g.**, the ciliary ganglion **semilunar g.**, the gasserian ganglion **semilunar g., right and left**, two small ganglia near the suprarenal capsule. **sensory g.**, the corpora quadrigemina, optic thalami, and other basal sensory brain organs. **simple g.**, a cystic tumor in a tendon-sheath. **sino-auricular g.**, Remak's ganglion **sinus g.**, a group of nerve-cells around the junction of the coronary sinus and the right auricle of the heart. **solar g., right and left**, the right and left semilunar ganglia. **Sömmering's g.**, the substantia nigra of the cerebral peduncle **sphenopalatine g.** Same as *Meckel's g.* **spinal g.**, one on the posterior root of each spinal nerve. **spiral g.**, a ganglion between the plates of the spiral lamina sending filaments to the organ of Corti. **g. spira'le coch'leæ** [B N A]. Same as *spiral g.* **splanchnic g.**, a ganglion occasionally found in the great splanchnic nerve. **stellate g.**, the first dorsal sympathetic nerve ganglion. **submaxillary g.**, a ganglion above the submaxillary gland. **g. supe'rius** [B N A], a small ganglion of the glossopharyngeal nerve at the jugular foramen. It has no branches Called also *jugular g.* and *Ehrenritter's g.* **suprarenal g.**, a ganglion at the junction of the great splanchnic nerves. **g. termina'le**, a nerve ganglion of the terminal nerve near the olfactory bulb. **thoracic g.**, twelve pairs between the transverse processes of the vertebræ and the heads of the ribs. **g. thorac'icum pri'mum**, the inferior cervical ganglion. **thyroid g., inferior**, the middle cervical ganglion. **thyroid g., superior.** See *cervical g., superior*. **Troisier's g.**, an enlarged lymphatic gland sometimes seen above the clavicle in cases of retrosternal tumor. **tympanic g.**, a ganglion of the tympanic branch of the glossopharyngeal nerve. **vagal g., inferior.** See *nodose g.* **vagal g., superior**, a ganglion in the jugular foramen sending filaments to the vagus. **Valentin's g.**, a ganglion at the junction of the posterior and middle dental nerves. **ventricular g.** See *Bidder's g.* **vertebral g.**, the ganglia of the sympathetic trunk. **vestibular g.**, Scarpa's ganglion. **Walther's g.**, the ganglion impar. **Wrisberg's g.**, the cardiac ganglion. **wrist-g.**, cystic enlargement of a tendon-sheath on the back of the wrist.

ganglionated (gang'le-on-a-ted). Provided with ganglia.

ganglionectomy (gang-le-on-ek'to-me) [*ganglion* + Gr *ἐκτομή* excision] Excision of a ganglion.

ganglionervous (gang"le-o-ner'vus). Pertaining to the sympathetic nerve.

ganglioneure (gang'le-o-nūr) [*ganglion* + Gr. *νεῦρον* nerve]. Any cell of a nervous ganglion.

ganglioneuroma (gang"le-o-nu-ro'mah). A tumor made up of ganglion-cells.

ganglionic (gang-le-on'ik). Pertaining to a ganglion.

ganglionitis (gang"le-on-i'tis). Inflammation of a ganglion.

ganglioplexus (gang"le-o-plek'sus). A plexus of nerve-fibers in a ganglion.

Gangolphe's sign (gahng-olfs') [Louis *Gangolphe*, contemporary French surgeon]. See under *sign*.

gangosa (gan-go'sah) [Sp. "muffled voice"]. A disease of the Caroline and Ladrone Islands, the Philippines, Fiji, and the West Indies, marked by destructive ulceration, beginning in the soft palate or uvula, and extending to the hard palate, larynx, nasal cavity, and even face. It always results in disfigurement It may be a tertiary lesion of frambesia tropica. Called also *ogo* and *rhinopharyngitis mutilans*

gangrene (gan'grēn) [L. *gangræ'na*; Gr *γάγγραινα*]. Anemic necrosis of tissue combined, usually, with invasion by saprophytic organisms **anemic g.**, the gangrene due to obstruction to the blood-supply of a part. **angioneurotic g.**, a disease of early life due to thrombosis and sclerosis of the

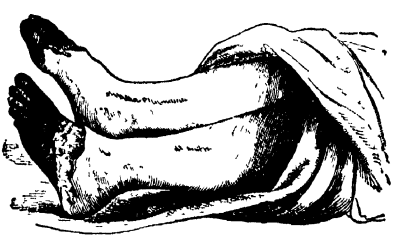

Senile gangrene (Gross)

arteries and veins· occurring chiefly in cold regions. Called also *spontaneous g* **angiosclerotic g.**, dry gangrene caused by vascular sclerosis. **carbolic g.**, gangrene due to continued application of dilute carbolic acid. **cold g.**, gangrene that is not preceded by inflammation. **cutaneous g.**, a form of pyodermatitis of young children due to a staphylococcus. **decubital g.**, a bed-sore. **diabetic g.**, moist gangrene occurring in persons who suffer with diabetes. **disseminated cutaneous g.**, multiple gangrene of the skin of nervous origin. **dry g.**, necrosis of a peripheral part which is dry, shriveled, and discolored due to occlusion of an artery which cuts off the circulation of blood and fluid. **embolic g.**, that which follows the cutting off of the blood-supply by an embolism. **emphysematous g.**, gaseous gangrene. **epidemic g.** Same as *ergotism*. **fulminating g.**, malignant or gangrenous edema. **gas g., gaseous g.**, a condition often following dirty, lacerated wounds in which the muscles become filled with gas and a serosanguineous exudate. The condition is due to a mixed infection of bacteria among which are *Bacillus welchii, B. sporogenes, B. novyi*, and *Vibrion*

septique. **glycemic g., glykemic g.**, diabetic gangrene. **hospital g.**, a contagious and fatal form occurring in crowded hospitals and attacking wounds. **hot g.**, gangrene which follows an inflammatory attack. **hysteric g.**, a form which appears to result from severe herpes zoster in hysteric subjects. **moist g.**, a form with a free offensive watery discharge. **multiple g.**, gangrene of several different parts. **neurotic g.**, gangrene occurring spontaneously in neurotic persons. **nosocomial g.** Same as *hospital g.* **Pott's g.**, senile gangrene. **primary g.**, gangrene occurring without preceding inflammation of the part. **pulpy g.** Same as *hospital g.* **Raynaud's g.**, the symmetric gangrene of local asphyxia. See *asphyxia*. **secondary g.**, a form which follows a local inflammation. **senile g.**, a form that attacks the aged. **spontaneous g.** Same as *angioneurotic g.* **static g.**, gangrene that results from stasis. **symmetric g.**, gangrene of corresponding parts on either side, due to vasomotor disturbances; local asphyxia. See *asphyxia*. **thrombotic g.**, gangrene from thrombosis of an artery. **trophic g.**, gangrene due to lesion of the trophic nerve supply of a part. **venous g.**, static gangrene. **white g.**, gangrene due to local anemia following complete lymphatic obstruction.

gangrenosis (gang-re-no'sis). The development of gangrene.

gangrenous (gan'gre-nus). Affected with or of the nature of gangrene.

Ganser's ganglion, symptom, syndrome (gan'serz) [Sigbert Joseph Maria *Ganser*, psychiatrist in Dresden, born 1853]. See under *ganglion, symptom*, and *syndrome*.

Gant's clamp (gants) [Samuel Goodwin *Gant*, New York rectal surgeon]. See under *clamp*

gap, Bochdalek's (gap). The space between the lumbar and costal attachments of the diaphragm.

gapes (gāps). A disease of fowls caused by a worm, *Syngamus trachealis*, in the air-passages.

garantose (gar'an-tōs) Benzoylsulphonicimid: a compound said to be 500 times as sweet as sugar.

garbage (gar'baj). Refuse not carried by the sewers and especially the waste animal and vegetable material from kitchens as distinguished from ashes, rubbish, street sweepings, manure, and dead animals.

Garcinia (gar-sin'e-ah). A genus of trees from which gamboge is obtained.

gardan (gar'dan). A mixture of novalgin and pyramidon in molecular proportions. It is used as an antiseptic and analgesic in 4- to 7-grain doses

gardenal (gar'den-al). A French brand of luminal. See *luminal*.

gardenin (gar'den-in). A yellowish, crystalline body, $C_{14}H_{12}O_6$, from *Garde'nia lu'cida*, or dikamali, a tree of southern Asia.

Gardiner-Brown's test [Alfred *Gardiner-Brown*, an English otologist]. See under *tests*.

Garel's sign (gar-elz') [Jean *Garel*, French physician, born 1852]. See under *sign*.

Garg. Abbreviation for L. *gargaris'mus*, gargle.

gargarism (gar'gar-izm) [Gr. γαργάρισμα; L. *gargaris'ma*]. A gargle or throat-wash.

garget (gar'get). 1. Mastitis in the cow. 2. A disease of swine characterized by loss of appetite and staggering gait.

gargle (gar'gl) [L. *gargaris'ma*]. A solution used for rinsing the mouth and throat.

Gariel's pessary (gar-e-elz') [Maurice *Gariel*, French physician, 1812–1878]. See under *pessary*.

Garland's curve, triangle (gar'landz) [George Minott *Garland*, American physician, born 1848]. See under *curve* and *triangle*.

garlic (gar'lik). See *Allium*.

garnothol (gar'no-thol). A proprietary antiseptic and antisyphilitic agent containing iodin.

garofen (gar'o-fen). An analgesic and antipyretic remedy.

garotilha (gar-o-til'hah). Anthrax of cattle in Brazil.

Garrod's test (gar'ods) [Alfred Baring *Garrod*, London physician, 1819–1907]. See under *tests*.

garrot (gar'ot). An instrument for compressing an artery by twisting a circular bandage about a part; a form of tourniquet.

garrulity (gar-u'lit-e). Talkativeness. **g. of the vulva.** Same as *flatus vaginalis*.

Garrya (gar'e-ah) [after *Garry*]. A genus of cornaceous plants. *G. fremont'ii*, the fever-bush of California, is tonic and antiperiodic. Dose of fluidextract of leaves 10–30 min. (0 666–2 c.c).

Gärtner's bacillus (gairt'nerz) [August *Gärtner*, German bacteriologist, born 1848]. The *Bacillus enteritidis*.

Gartner's canal, duct (gart'nerz) [Karl F. *Gartner*, Danish anatomist, 1785–1827]. See under *duct*.

Gärtner's phenomenon, tonometer (gairt'nerz) [Gustav *Gartner*, Austrian physician, 1855–1921]. See under *phenomenon* and *tonometer*.

gas (gas) Any elastic aeriform fluid. **asphyxiating g.**, carbon monoxid used as a poisonous gas in warfare. **hemolytic g.** See *arsin*. **inert g.**, gases without chemical activity found in the atmosphere in small amounts. They are helium, neon, argon, krypton, xenon, and niton. **laughing-g.**, nitrogen monoxid. **looney g.**, tetrethyl lead **marsh-g.** See *methane*. **mustard g.**, dichlorethyl sulphid **noble g.**, any one of the inert gases. **oleflant g.** See *ethylene*. **sewer-g.**, the mixture of gases and vapors from a sewer; often dangerous from the contained bacteria and from other materials resulting from the decay of organic matter. **sneezing g.** See *diphenylchlorarsin*. **suffocating g.** See *phosgene* and *diphosgene*. **sweet g.**, white damp, carbon monoxid. **tear g.** See *xylol*. **vesicating g.**, dichlorethyl sulphid. **vomiting g.**, chloropicrin.

gasator (gaz'a-tor). An apparatus for the controlled production of exact concentrations of chlorin for the treatment of infections of the respiratory tract.

gaseous (gas'e-us). Of the nature of a gas.

Gaskell's bridge (gas'kelz) [Walter Holbrook *Gaskell*, English physiologist, 1847–1914]. See *bridge*.

gaskin (gas'kin) The thigh of a horse.

gasogenic (gas-o-jen'ik). Producing gas.

gasometer (gas-om'et-er). An instrument for determining the amount of gas present in a mixture. The instrument is used for calorimetry by the indirect method.

gasometric (gas-o-met'rik). Pertaining to gasometry. **g. analysis.** See under *analysis*.

gasometry (gas-om'et-re) [*gas* + Gr. μέτρον measure]. The chemic determination of the amount of gas present in a mixture.

gasserectomy (gas-er-ek'to-me) [*gasserian* + Gr. ἐκτομή excision]. Surgical removal of the gasserian ganglion.

gasserian (gas-e're-an). Discovered by or named in honor of A. P. *Gasserius*, 1505–1577. See under *ganglion*.

gassing (gas'ing). The use of irrespirable gases in warfare.

gasteralgia (gas-ter-al'je-ah). Same as *gastralgia*.

gasterangiemphraxis (gas"ter-an-je-em-fraks'is) [Gr. γαστήρ stomach + ἀγγεῖον vessel + ἔμφραξις obstruction]. Obstruction of the blood-vessels of the stomach.

gasterasthenia (gas-ter-as-the'ne-ah). Same as *gastrasthenia*.

gasteremphraxis (gas-ter-em-fraks'is). Same as *gasterangiemphraxis*.

gasterhysterotomy (gas"ter-his-ter-ot'o-me) [Gr. γαστήρ belly + ὑστέρα uterus + τομή cut]. The

cesarean operation or section; delivery of the fetus by cutting through the uterine and abdominal walls.

gasterin (gas'ter-in). A preparation of the gastric juice of dogs: used in treatment of chyluria.

gastradenitis (gas-trad-en-i'tis) [Gr. γαστήρ stomach + ἀδήν gland + -ιτις inflammation]. Inflammation of the stomach glands.

gastralgia (gas-tral'je-ah) [Gr. γαστήρ stomach + ἄλγος pain]. Pain in the stomach. **appendicular g.**, pain in the stomach due to lesion of the vermiform appendix.

gastralgokenosis (gas-tral-go-ken-o'sis) [Gr. γαστήρ belly + ἄλγος pain + κένωσις emptiness] Paroxysmal gastric pain when the stomach is empty, and which is easily relieved by taking food.

gastraneuria (gas-trah-nu're-ah) [Gr. γαστήρ stomach + α neg. + νεῦρον nerve]. Impaired nervous tone of the stomach.

gastrasthenia (gas-tras-the'ne-ah) [Gr. γαστήρ stomach + *asthenia*] A feeble or weak state of the functions of the stomach.

gastratrophia (gas-trat-ro'fe-ah) [Gr. γαστήρ stomach + ἀτροφία atrophy]. Atrophy of the stomach

gastrectasia, gastrectasis (gas-trek-ta'ze-ah, gas-trek'ta-sis) [Gr. γαστήρ stomach + ἔκτασις stretching]. Dilatation of the stomach.

gastrectomy (gas-trek'to-me) [Gr γαστήρ stomach + ἐκ out + τομή cut] The cutting out or removal of any part of the stomach.

gastrectosis (gas-trek-to'sis). Gastrectasia.

gastric (gas'trik) [L. *gas'tricus;* Gr. γαστήρ stomach]. Pertaining to the stomach.

gastricin (gas'tris-in). A proprietary digestant preparation.

gastricism (gas'tris-izm). Any gastric disorder, such as dyspepsia or indigestion.

gastrin (gas'trin) [Gr. γαστήρ stomach]. A substance existing in the gastric mucous membrane and having the power of exciting the secretion of gastric juice.

gastrine (gas'trin). A therapeutic extract of the stomach of the ox or of the dog.

gastritic (gas-trit'ik). Pertaining to or affected with gastritis.

gastritis (gas-tri'tis) [Gr. γαστήρ stomach] Inflammation of the stomach. **atrophic g.**, chronic gastritis with atrophy of the mucous membrane and glands. **catarrhal g.**, inflammation of the mucous membrane of the stomach, with hypertrophy of the membrane, secretion of an excessive quantity of mucus, and alteration of the gastric juice. The condition is marked by loss of appetite, nausea, pain, vomiting, and tympanic distention of the stomach **exfoliative g.**, chronic gastritis in which bits of the surface of the mucous membrane are shed. **follicular g.**, inflammation of the glands of the stomach. **g. granulomato'sa fibroplas'tica,** benign hypertrophy of the pylorus; linitis plastica. **hypertrophic g.**, gastritis with infiltration and enlargement of the glands **mycotic g.**, gastritis caused by fungi. **phlegmonous g.**, a variety with abscesses in the stomach-walls. **polypous g.**, hypertrophic gastritis with polypus-like projections into the stomach. **pseudomembranous g.**, a variety in which false membranes occur in patches within the stomach.

gastro- [Gr. γαστήρ stomach]. A prefix denoting some relation to the stomach.

gastro-adynamic (gas"tro-ad-in-am'ik). Marked by an adynamic condition of the stomach.

gastro-albumorrhea (gas"tro-al-bu-mo-re'ah) [Gr. γαστήρ stomach + *albumin* + Gr. ῥοιά flow]. The secretion of protein matter by the stomach.

gastro-anastomosis (gas"tro-an-as-to-mo'sis). Same as *gastrogastrostomy.*

gastro-atonia (gas"tro-at-o'ne-ah). Atony of the stomach.

gastroblennorrhea (gas"tro-blen-or-e'ah) [Gr. γαστήρ stomach + *blennorrhea*]. Excessive secretion of mucus by the stomach.

gastrobrosis (gas-tro-bro'sis) [Gr. γαστήρ stomach + βρῶσις eating]. Perforation of the stomach-wall by a corrosive or ulcerative process.

gastrocele (gas'tro-sēl) [Gr. γαστήρ stomach + κήλη hernia]. Hernial protrusion of the stomach or of a gastric pouch.

gastrochronorrhea (gas"tro-kron-o-re'ah) [Gr. γαστήρ stomach + χρόνος time + ῥοιά flowing]. Chronic gastric hypersecretion.

gastrocnemius (gas-trok-ne'me-us) [Gr. γαστήρ belly + κνήμη leg]. See *muscles, table of.*

gastrocœle (gas'tro-sēl) [Gr. γαστήρ belly + κοῖλος hollow]. The cavity of the archenteron in the gastrula, forming the primitive digestive cavity of the embryo.

gastrocolic (gas-tro-kol'ik). Pertaining to the stomach and colon.

gastrocolitis (gas"tro-ko-li'tis) [Gr γαστήρ stomach + κόλον colon + -ιτις inflammation]. Inflammation of the stomach and colon.

gastrocoloptosis (gas"tro-ko-lop-to'sis) [Gr. γαστήρ stomach + *colon* + Gr. πτῶσις falling]. Downward displacement of the stomach and colon.

gastrocolostomy (gas"tro-ko-los'to-me) [Gr. γαστήρ stomach + κόλον colon + στόμα mouth]. The creation of an artificial passage from the stomach to the colon.

gastrocolotomy (gas"tro-ko-lot'o-me) [Gr γαστήρ stomach + κόλον colon + τομή a cut]. Incision of the stomach and colon.

gastrocolpotomy (gas"tro-kol-pot'o-me) [Gr. γαστήρ stomach + κόλπος vagina + τομή a cutting]. Incision of the vagina through the abdominal wall.

gastrodialysis (gas-tro-di-al'is-is) [Gr. γαστήρ stomach + διάλυσις separation]. Sloughing of the gastric mucous membrane.

gastrodiaphane (gas-tro-di'af-ān) [Gr. γαστήρ stomach + διά through + φαίνειν to show]. A small electric light to be introduced into the stomach in gastrodiaphany.

gastrodiaphanoscopy (gas"tro-di-af-an-os'ko-pe) [Gr γαστήρ stomach + διά through + φαίνειν to show + σκοπεῖν to see]. Same as *gastrodiaphany.*

gastrodiaphany (gas"tro-di-af'an-e) [Gr. γαστήρ stomach + διά through + φαίνειν to show]. The exploration of the stomach by means of an electric lamp passed down the esophagus.

gastrodidymus (gas-tro-did'im-us) [*gastro-* + Gr. δίδυμος twin]. A double monster-fetus with one abdomen.

Gastrodis'cus (Gastrodiscoi'des) hom'inis. Same as *Amphistoma hominis.*

gastrodisk (gas'tro-disk). The germinal disk.

gastroduodenal (gas"tro-du-o-de'nal). Pertaining to the stomach and duodenum.

gastroduodenitis (gas"tro-du-od-en-i'tis) [Gr. γαστήρ stomach + *duodenitis*]. An inflammation of the stomach and duodenum.

gastroduodeno-enterostomy (gas"tro-du-o-de"-no-en-ter-os'to-me). The operation of establishing an artificial communication between the stomach and the duodenum.

gastroduodenoscopy (gas"tro-du-o-den-os'ko-pe) [Gr. γαστήρ stomach + *duodenum* + Gr. σκοπεῖν to examine]. Examination of the stomach and duodenum through the gastroscope by an incision through the stomach-wall.

gastroduodenostomy (gas"tro-du-o-den-os'to-me) [Gr. γαστήρ stomach + *duodenum* + Gr. στόμα mouth]. The surgical creation of an artificial passage from the stomach to the duodenum.

gastrodynia (gas-tro-din'e-ah) [Gr. γαστήρ stomach + ὀδύνη pain]. Pain in the stomach.

gastro-elytrotomy (gas"tro-el-it-rot'o-me) [Gr. γαστήρ stomach + *elytrotomy*]. Same as *gastrocolpotomy*.

gastro-enteralgia (gas"tro-en-ter-al'je-ah) [Gr. γαστήρ stomach + ἔντερον intestine + ἄλγος pain]. Pain in the stomach and intestines.

gastro-enteric (gas"tro-en-ter'ik) [Gr. γαστήρ stomach + ἔντερον intestine]. Pertaining to the stomach and intestines.

gastro-enteritis (gas"tro-en-ter-i'tis) [Gr. γαστήρ stomach + *enteritis*]. Inflammation of the stomach and intestines. **g. paratypho'sa B**, a condition caused by the *Bacillus paratyphosus B*. **g. typho'sa**, a form of gastro-enteritis caused by the typhoid bacillus.

gastro-entero-anastomosis (gas"tro-en"ter-o-an-as-to-mo'sis). Anastomosis between the intestine and the stomach-walls in gastro-enterostomy.

gastro-enterocolitis (gas"tro-en-ter-o-ko-li'tis). Inflammation of the stomach, small intestine, and colon.

gastro-enterocolostomy (gas"tro-en"ter-o-kolos'to-me) [Gr. γαστήρ stomach + ἔντερον intestine + κόλον colon + στόμα mouth]. The operation of forming a passage between the stomach, intestine, and colon.

gastro-enterologist (gas"tro-en-ter-ol'o-jist). A practitioner who specializes in diseases of the stomach and intestine.

gastro-enterology (gas"tro-en-ter-ol'o-je) [Gr. γαστήρ stomach + ἔντερον intestine + λόγος treatise] The study of the stomach and intestine and their diseases.

gastro-enteroplasty (gas"tro-en'ter-o-plas-te). Gastroplasty combined with enteroplasty.

gastro-enteroptosis (gas"tro-en-ter-op-to'sis) [Gr. γαστήρ stomach + ἔντερον intestine + πτῶσις falling]. Falling down, or prolapse, of the stomach and intestines.

gastro-enterostomy (gas"tro-en-ter-os'to-me) [Gr. γαστήρ stomach + ἔντερον intestine + στόμα mouth]. The creation of an artificial passage between the stomach and intestines.

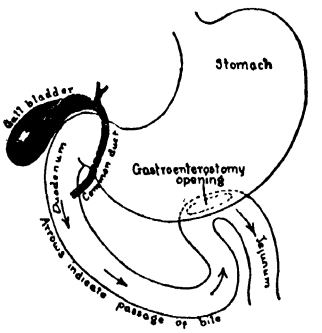

Gastro-enterostomy (Woolf).

gastro-enterotomy (gas"tro-en-ter-ot'o-me) [Gr. γαστήρ stomach + ἔντερον intestine + τομή cutting]. Surgical incision of the stomach and intestine.

gastro-epiploic (gas"tro-ep-ip-lo'ik) [Gr. γαστήρ stomach + ἐπίπλοον caul]. Pertaining to the stomach and epiploön.

gastro-esophageal (gas"tro-e-sof-a'je-al) [Gr. γαστήρ stomach + οἰσοφάγος gullet]. Pertaining to the stomach and esophagus.

gastro-esophagitis (gas"tro-e-sof-aj-i'tis). Inflammation of the stomach and esophagus.

gastro-esophagostomy (gas"tro-e-sof-ag-os'to-me). The operation of forming an anastomosis between the stomach and the esophagus: done for stricture of the lower end of the esophagus.

gastrofaradization (gas"tro-far-ad-iz-a'shun). The therapeutic application of faradism to the stomach.

gastrogalvanization (gas"tro-gal-van-iz-a'shun). The therapeutic application of galvanism to the stomach.

gastrogastrostomy (gas"tro-gas-tros'to-me) [Gr. γαστήρ stomach + γαστήρ stomach + στόμα mouth]. The formation of an anastomosis between the pyloric and cardiac ends of the stomach, performed for hour-glass contraction of the stomach.

gastrogen (gas'tro-jen). A proprietary neutralizing indigestion remedy.

gastrogenic (gas-tro-jen'ik). Formed or originating in the stomach.

gastrograph (gas'tro-graf) [Gr γαστήρ stomach + γράφειν to record]. An apparatus for recording the motions of the stomach.

gastrohelcosis (gas"tro-hel-ko'sis) [Gr. γαστήρ stomach + ἕλκος ulcer]. Ulceration of the stomach.

gastrohepatic (gas"tro-he-pat'ik) [Gr. γαστήρ stomach + ἧπαρ liver]. Pertaining to the stomach and liver.

gastrohepatitis (gas"tro-hep-at-i'tis). Inflammation of the stomach and liver.

gastrohydrorrhea (gas"tro-hi-dro-re'ah) [Gr. γαστήρ stomach + ὕδωρ water + ῥοιά flow]. The secretion by the stomach of a quantity of watery fluid deficient in hydrochloric acid and gastric ferments.

gastrohyperneuria, gastrohypernervia (gas"tro-hi-per-nu're-ah, gas"tro-hi-per-ner've-ah) [Gr. γαστήρ stomach + ὑπέρ over + νεῦρον nerve]. Excessive activity of the nerves of the stomach.

gastrohypertonic (gas"tro-hi-per-ton'ik). Marked by excessive tonicity of the stomach.

gastrohyponeuria, gastrohyponervia (gas"tro-hi-po-nu're-ah, gas"tro-hi-po-ner've-ah) [Gr. γαστήρ stomach + ὑπό under + νεῦρον nerve]. Defective activity of the nerves of the stomach.

gastrohysterectomy (gas"tro-his-ter-ek'to-me) [Gr. γαστήρ stomach + ὑστέρα womb + ἐκτομή excision]. Removal of the uterus through an abdominal cut

gastrohysteropexy (gas"tro-his'ter-o-peks-e) [Gr. γαστήρ stomach + ὑστέρα womb + πηγνύναι to fix]. Ventrofixation of the uterus; the fastening of a displaced uterus to the ventral wall.

gastrohysterorrhaphy (gas"tro-his-ter-or'af-e) [Gr. γαστήρ stomach + ὑστέρα womb + ῥαφή suture]. Same as *gastrohysteropexy*.

gastrohysterotomy (gas"tro-his-ter-ot'o-me) [Gr. γαστήρ belly + ὑστέρα womb + τομή cut]. The cesarean section; the delivery of a fetus through an incision of the uterine and abdominal walls.

gastro-intestinal (gas"tro-in-tes'tin-al) [Gr. γαστήρ stomach + *intestinal*]. Pertaining to the stomach and intestine.

gastrojejuno-esophagostomy (gas"tro-jej"u-no-e-sof-ag-os'to-me). Same as *esophagojejunogastrostomosis*.

gastrojejunostomy (gas"tro-jej-u-nos'to-me) [*gastro-* + *jejunostomy*]. The formation of an artificial passage from the stomach to the jejunum.

gastrokateixia (gas-tro-kat-ik'se-ah). Displacement of the stomach.

gastrokinesograph (gas"tro-kin-es'o-graf) [Gr. γαστήρ stomach + κίνησις motion + γράφειν to record]. A device for recording the mechanic motions of the stomach.

gastrolienal (gas-tro-li'en-al) [Gr. γαστήρ stomach + L. *li'en* spleen]. Pertaining to the stomach and spleen.

gastrolith (gas'tro-lith) [Gr. γαστήρ stomach + λίθος stone]. A calcareous or other concretion formed in the stomach.

gastrolithiasis (gas"tro-lith-i'as-is) [Gr. *γαστήρ* stomach + *λίθος* stone]. Ill health associated with the formation of gastroliths.

gastrologist (gas-trol'o-jist). A specialist in diseases of the stomach.

gastrology (gas-trol'o-je) [Gr. *γαστήρ* stomach + *λόγος* treatise]. The sum of knowledge regarding the stomach.

gastrolysis (gas-trol'is-is) [Gr. *γαστήρ* stomach + *λύσις* loosening]. The operation of loosening the stomach from adhesions.

gastromalacia (gas"tro-mal-a'se-ah) [Gr. *γαστήρ* stomach + *μαλακία* softening]. An abnormal softening or softness of the wall of the stomach.

gastromegaly (gas-tro-meg'al-e) [Gr. *γαστήρ* stomach + *μέγας* large]. Enlargement of the stomach.

gastromelus (gas-trom'el-us) [Gr. *γαστήρ* belly + *μέλος* limb]. A monster-fetus with a leg or legs attached to the abdomen.

gastromenia (gas-tro-me'ne-ah) [Gr. *γαστήρ* stomach + *μήν* month]. Vicarious menstruation through the stomach.

gastromeningitis (gas"tro-men-in-ji'tis). Inflammation of the stomach and the cerebral meninges.

gastromycosis (gas"tro-mi-ko'sis) [Gr. *γαστήρ* stomach + *μύκης* fungus]. A disease of the stomach caused by fungi.

gastromyotomy (gas"tro-mi-ŏt'o-me) [Gr. *γαστήρ* stomach + *μῦς* muscle + *τομή* cut]. The operation of cutting the circular muscle-fibers just below a gastric ulcer done on the theory that the chronicity of the ulcer is due to contraction of the circular fibers.

gastromyxin (gas-tro-miks'in). A proprietary preparation of pepsin.

gastromyxorrhea (gas"tro-miks-or-e'ah) [Gr. *γαστήρ* stomach + *μύξος* mucus + *ῥοιά* flow]. Excessive secretion of mucus by the stomach.

gastron (gas'tron). A proprietary solution of the gastric tissue juice obtained from the mucosa of the fresh stomach of the pig; it is said to have the enzyme properties of the gastric secretion and is used in gastric disorders. Dose, 1–2 fl.dr. (4–8 c.c.).

gastronephritis (gas"tro-nef-ri'tis). Inflammation of the stomach and kidney.

gastronesteostomy (gas"tro-nes-te-os'to-me) [Gr. *γαστήρ* stomach + *νῆστις* jejunum + *στόμα* opening]. Same as *gastrojejunostomy*.

gastropancreatitis (gas"tro-pan-kre-at-i'tis). Inflammation of the stomach and pancreas.

gastroparalysis (gas"tro-par-al'is-is). Paralysis of the stomach.

gastroparesis (gas-tro-par'es-is) [Gr. *γαστήρ* stomach + *πάρεσις* paralysis]. Paralysis of the stomach.

gastroparietal (gas"tro-par-i'et-al). Pertaining to the stomach and the body-wall.

gastropathic (gas-tro-path'ik). Pertaining to disease of the stomach.

gastropathy (gas-trop'ath-e) [Gr. *γαστήρ* belly + *πάθος* suffering]. Any disease of the stomach.

gastroperiodynia (gas"tro-per-e-o-din'e-ah) [Gr. *γαστήρ* stomach + *περίοδος* period + *ὀδύνη* pain]. Periodic attacks of pain.

gastroperitonitis (gas"tro-per-it-o-ni'tis). Inflammation of the stomach and peritoneum.

gastropexy (gas'tro-pek-se) [Gr. *γαστήρ* stomach + *πηγνύναι* to fix or fasten]. The operation of suturing the stomach to the abdominal wall for the cure of displacement.

Gastrophilus (gas-trof'il-us). A genus of dipterous insects of the family Estridæ. *G. e'qui* is the bot-fly whose larva infests horses. The larvæ of *G. epilepsa'lis* are supposed to cause creeping eruption (larva migrans). *G. hemorrhoida'lis*, the horse bot-fly, found in Russia, sometimes infests man.



Gastrophilus and larva.

gastrophore (gas'tro-fōr) [Gr. *γαστήρ* stomach + *φορός* bearing]. An instrument for fixing the stomach and coaptating its walls during operations upon that organ.

gastrophrenic (gas-tro-fren'ik) [Gr. *γαστήρ* stomach + *φρήν* diaphragm]. Pertaining to the stomach and diaphragm.

gastrophthisis (gas-trof'this-is) [Gr. *γαστήρ* stomach + *φθίσις* wasting] Hyperplasia of the gastric mucosa and submucosa, leading to thickening of the stomach-walls and diminution of its cavity.

gastroplasty (gas'tro-plas-te) [Gr. *γαστήρ* stomach + *πλάσσειν* to form]. Plastic operation on the stomach, done for correction of deformity, such as hour-glass contraction.

gastroplegia (gas-tro-ple'je-ah) [Gr. *γαστήρ* stomach + *πληγή* stroke]. Paralysis of the stomach-walls.

gastropleuritis (gas"tro-plu-ri'tis). Inflammation of the stomach and the pleura.

gastroplication (gas"tro-pli-ka'shun) [Gr. *γαστήρ* stomach + L. *plica're* to fold]. The surgical cure of a dilated stomach by means of stitching a fold in the stomach or by the removal of a fold of its walls.

gastropneumonic (gas"tro-nu-mon'ik). Pertaining to the stomach and lungs.

gastroptosia (gas-tro-to'se-ah). Same as *gastroptosis*.

gastroptosis (gas-tro-to'sis) [Gr. *γαστήρ* stomach + *πτῶσις* falling]. Downward displacement of the stomach.

gastroptyxis, gastroptyxy (gas-tro-tiks'is, gas'tro-tiks-e) [Gr. *γαστήρ* stomach + *πτύξις* a folding]. An operation for reducing a dilated stomach, consisting of the passing of a series of parallel threads through the outer coat of the anterior aspect of the stomach from the upper to the lower margin and then drawing them tight.

gastropulmonary (gas-tro-pul'mo-na-re) [Gr. *γαστήρ* stomach + L. *pul'mo* lung]. Pertaining to the gastric and pulmonary tracts.

gastropylorectomy (gas"tro-pi-lo-rek'to-me) [Gr. *γαστήρ* stomach + *πυλωρός* pylorus + *ἐκτομή* excision]. Excision of the pyloric portion of the stomach.

gastropyloric (gas"tro-pi-lor'ik). Pertaining to the stomach and pylorus.

gastroradiculitis (gas"tro-rad-ik-u-li'tis) [Gr. *γαστήρ* stomach + L. *ra'dix* root + *-itis* inflammation] Inflammation of the posterior roots of spinal nerves involving irritation of the sensory fibers in them which are connected with the stomach.

gastrorrhagia (gas-tror-a'je-ah) [Gr. *γαστήρ* stomach + *ῥηγνύναι* to break forth]. Hemorrhage from the stomach.

gastrorrhaphy (gas-tror'af-e) [Gr. *γαστήρ* stomach + *ῥαφή* suture]. 1. The suture of a wound of the stomach. 2. Same as *gastroplication*.

gastrorrhea, gastrorrhœa (gas-tror-e'ah) [Gr. *γαστήρ* stomach + *ῥοία* flow]. Excessive secretion of mucus or gastric juice in the stomach. **g. contin'ua chron'ica,** gastrosuccorrhea.

gastrosalpingotomy (gas"tro-sal-pin-got'o-me) [Gr. *γαστήρ* belly + *salpingotomy*] Incision of the oviduct by abdominal section.

gastrosan (gas'tro-san). Bismuth disalicylate, containing 50 per cent. of salicylic acid.

gastroschisis (gas-tros'kis-is) [Gr. γαστήρ belly + σχίσις cleft]. A congenital malformation in which the abdomen remains open.

gastroscope (gas'tro-skōp) [Gr. γαστήρ stomach + σκοπεῖν to see]. An instrument for inspecting the interior of the stomach.

gastroscopic (gas-tro-skop'ik). Pertaining to gastroscopy or the gastroscope.

gastroscopy (gas-tros'ko-pe) [Gr. γαστήρ stomach + σκοπεῖν to inspect]. The inspection of the interior of the stomach by means of the gastroscope. **lower g.** Same as *laparogastroscopy*.

gastrosia fungosa (gas-tro'se-ah fun-go'sa). The development of molds in the stomach.

gastrosis (gas-tro'sis) [Gr. γαστήρ stomach]. Any disease of the stomach.

gastrospasm (gas'tro-spazm) [Gr. γαστήρ stomach + *spasm*]. Spasm of the stomach.

gastrosplenic (gas-tro-splen'ik) [*gastric* + *splenic*]. Pertaining to the stomach and spleen.

gastrostaxis (gas-tro-staks'is). The oozing of blood from the mucous membrane of the stomach.

gastrostenosis (gas''tro-sten-o'sis) [Gr γαστήρ stomach + στένωσις narrowing]. Contraction or shrinkage of the stomach.

gastrostogavage (gas-tros''to-gav-ahzh'). Feeding through a gastric fistula.

gastrostolavage (gas-tros''to-lav-ahzh'). Washing of the stomach through a gastric fistula.

gastrostoma (gas-tros'to-mah) [Gr. γαστήρ stomach + στόμα mouth]. A gastric fistula

gastrostomize (gas-tros'to-mīz). To perform gastrostomy upon.

gastrostomosis (gas-tros-to-mo'sis). Same as *gastrostomy*.

gastrostomy (gas-tros'to-me) [Gr γαστήρ stomach + στόμα mouth]. The creation of an artificial gastric fistula.

gastrosuccorrhea (gas''tro-suk-or-e'ah) [Gr. γαστήρ stomach + L. *suc'cus* juice + Gr. *ῥοία* flow]. Excessive and continuous secretion of gastric juice. Called also *Reichmann's disease*. **digestive g.**, a condition in which there is excessive secretion of gastric juice during digestion only. **g. muco'sa**, excessive secretion of mucus by the stomach.

gastrothoracopagus (gas''tro-tho-rak-op'ag-us) [Gr. γαστήρ belly + θώραξ chest + πάγος joined]. A double monster joined at the abdomen and thorax. **g. dipy'gus**, a double monster in which there is attached to the abdomen of the autosite a parasite consisting of the pelvis and lower extremities only.

gastrotome (gas'tro-tōm). A cutting instrument used in gastrotomy.

gastrotomy (gas-trot'o-me) [Gr. γαστήρ belly + τέμνειν to cut]. Incision of the stomach or abdomen.

gastrotoxin (gas-tro-tok'sin). A cytolysin produced by injecting the mucous membrane of the cardiac end of the stomach of dogs into goats. It exerts a toxic effect on the stomach of dogs.

gastrotrachelotomy (gas''tro-tra-kel-ot'o-me) [Gr. γαστήρ abdomen + τράχελος neck + τέμνειν to cut]. Cesarean section in which the uterus is opened by a transverse cut across the cervix.

gastrotubotomy (gas''tro-tu-bot'o-me) [*gastro-* + L. *tu'ba* + Gr. τομή cut]. Incision of an oviduct through the abdominal wall.

gastrotympanites (gas''tro-tim-pan-i'tēz) [*gastro-* + *tympanites*]. Tympanitic distention of the stomach.

gastroxia (gas-trok'se-ah) [Gr. γαστήρ belly + ὀξύς sour]. Same as *gastroxynsis*.

gastroxynsis (gas-troks-in'sis) [Gr γαστήρ stomach + ὀξύνειν to sharpen, exacerbate]. Excessive secretion of hydrochloric acid by the stomach; hyperchlorhydria. **g. fungo'sa**, a form due to the presence of molds in the stomach.

gastrula (gas'tru-lah) [Gr. γαστήρ belly]. That early embryonic stage which follows the blastula, and in which the embryo consists of two layers, the ectoderm and the entoderm, and of two cavities, one lying between the ectoderm and the endoderm, the other (the archenteron) formed by invagination so as to lie within the endoderm and having an opening (the blastopore).

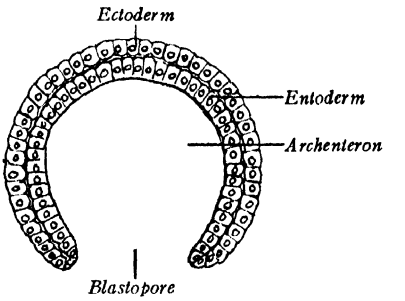

Section of a gastrula (Hill).

gastrulation (gas-tru-la'shun). The passage of the embryo from the blastula to the gastrula stage.

gasu-basu (ga''su-ba'su). An Indian plant from which nervosidin is derived.

gathering (gath'er-ing). An abscess or swelling

gatism (ga'tizm) [Fr *gâter* to spoil]. Rectal, vesical, or rectovesical incontinence.

gatophobia (gat-o-fo'be-ah) [Gr γάτος cat + φόβος fear] Morbid dread of cats.

Gaucher's cells, disease (go-shāz') [Phillipe Charles Ernest *Gaucher*, French physician, 1854–1918]. See under *disease*

Gauducheau's ointment (gow-de-shōz'). See under *ointment*.

Gaultheria (gawl-the're-ah) [after *Gaultier*] A genus of ericaceous plants. The leaves of *G. procum'bens*, of North America, teaberry, checkerberry, or wintergreen, afford a fragrant volatile oil rich in methyl salicylate. The oil is used as a flavoring agent, in acute rheumatism, and as a local antiseptic in wounds and in cystitis Dose of oil (*o'leum gaulthe'riæ*), 3–10 min. (0.2–0.666 c.c.), of essence (*spir'itus gaulthe'riæ*), 10–20 min. (0.666–1.333 c.c.).

gaultherin (gawl-the'rin). 1. A glucosid from the bark of the black birch. It is $C_{14}H_{18}O_8$, and on hydrolysis yields glucose and methyl salicylate. 2 A sodium salt of methyl salicylate, C_6H_4-$COOCH_3ONa$· used in rheumatism.

gaultherolin (gawl-ther'o-lin). Artificial oil of wintergreen, or methyl salicylate. Dose, 40 min. (2.666 c.c.).

gauntlet (gawnt'let) [Fr. *gant* glove] A bandage which covers the hand and fingers like a glove.

gauss (gaws). The unit of intensity in a magnetic field.

gauze (gawz). A light, open-meshed variety of muslin or similar material. Before use in surgery it is usually rendered aseptic and is frequently impregnated with various antiseptics, as iodoform gauze, borated gauze, sublimated gauze, etc.

gavage (gah-vahzh') [Fr.]. Feeding by the stomach-tube; also the therapeutic use of a very full diet.

Gavard's muscle (gah-vahrz') [Hyacinthe *Gavard*, French anatomist, 1753–1802]. See *muscles, table of*.

Gayet's disease (ga-yāz') [Prudent *Gayet*, contemporary French surgeon]. See under *disease*.

gayle (ga'le). A sort of puerperal fever in ewes during the lambing season. It is caused by

Staphylococcus hæmorrhagicus and is communicable to man in the form of a local skin eruption on the hands of those who skin the ewes.

Gay-Lussac's law (ga-le-sahks') [Joseph Louis *Gay-Lussac*, French naturalist, 1778–1850]. See under *law*.

gazotherm (ga'zo-therm). A device for performing dental fillings painlessly. A stream of oxygen is directed against the tooth to be filled. The temperature of the oxygen is lowered by passing it through a cylinder of compressed carbon dioxid. The intense cold so produced freezes the pulp so that the tooth becomes insensitive.

gcushuwa (goosh'u-wah) A venereal disease resembling yaws, occurring among the Kaffirs.

Gd. Chemical symbol for *gadolinium*.

Ge. Chemic symbol for *germanium*.

geatolose (je-at'o-lōs). Synthetic mucocolloidal creosotal, used in cholera morbus.

Gegenbauer's cells (ga'gen-bow-ers) [Carl *Gegenbauer*, German anatomist, 1826–1903]. Osteoblasts.

Geigel's reflex (gi'gelz) [Richard *Geigel*, German physician, born 1859] See under *reflex*.

Geissler's test (gīs'lerz) [Ernst *Geissler*, German physician in nineteenth century]. See under *tests*.

Geissler's tube (gīs'lerz) [Heinrich *Geissler*, German physicist, 1814–1879]. See under *tube*.

geissospermin (gi-so-sper'min) A poisonous alkaloid, $C_{19}H_{24}N_2O_2 + H_2O$, derived from *Geissosperm'mum læ've* (*vellosii*), a tree of tropical America.

gel (jel). A colloid which is firm in consistence, though containing much liquid; a colloid in a gelatinous form. See *sol*. **g. test.** See under *tests*.

Gel. quav. Abbreviation for L. *gelati'na qua'vis*, in any kind of jelly.

gelante, gelanthum (jel-an'te, jel-an'thum). A preparation of tragacanth, gelatin, glycerin, rosewater, thymol, etc: used as an antiseptic dressing and vehicle for the application of skin medicaments **cuticolor g.**, Armenian bole, 0.02 gm; eosin (1 . 500), 2 drops, zinc oxid, 4 gm.; glycerin, 3 c.c., gelanthum, 20 gm.: used in skin diseases.

gelase (jel'ās). An enzyme which is able to split agar-agar.

gelasin (jel'as-in). A preparation of agar-agar.

gelate (jel'āt). To form a gel.

gelatification (jel-at-if-ik-a'shun). Conversion into gelatin.

gelatigenous (jel-at-ij'en-us). Producing or forming gelatin.

gelatin (jel'at-in) [L. *gelati'na, gela're* to congeal]. 1. An albuminoid from various animal tissues, such as skin, ligaments, and bones; a colorless, transparent substance, hard when dry, but becoming jelly-like when moistened; glue and size are forms of it. It is much used in pharmacy and the arts. Gelatin has been used subcutaneously to arrest internal hemorrhage and to cause coagulation in sacculated aneurysms. 2 A bacteriologic culture-medium solidified with gelatin. See also under *culture-medium*. **agar g.**, nutrient bouillon solidified by 5 per cent. of gelatin and 0.3 per cent. of agar-agar. **carbolized g.**, nutrient gelatin containing 0 5 per cent. of phenol **g.-culture**, a bacterial culture preparation with gelatin for its basis. **dextrose g.**, nutrient gelatin containing 2 per cent. of dextrose. **g.-disk**, a disk of medicated gelatin used for the treatment of the eye. **Elsner's potato g.** See *potato g*. **fish g.**, fish bouillon solidified with 10 per cent. of gelatin. **formalin-g.** See *glutol*. **glucose-formate g.**, nutrient gelatin containing 2 per cent. of glucose and 0.4 per cent. of sodium formate. **glycerinated g.**, a preparation of equal parts of gelatin and glycerin. **Goadsby's potato g.** See *potato g*. **Guarniari's agar g.** See *agar g*. **Heller's urine g.** See *urine g*. **Japanese g.**, agar-agar. **Kitasato's glucose-formate g.** See *glucose-formate g*. **lactose-litmus g.**, nutrient gelatin containing 2 per cent. of lactose and sufficient litmus solution to color the medium a deep lavender. **litmus g.**, nutrient gelatin containing sufficient litmus to give it a deep lavender color. **litmus whey g.**, litmus whey solidified with gelatin. **meat extract g.**, meat extract bouillon solidified with 10 per cent. of gelatin. **meat infusion g.** See *nutrient g*. **medicated g.**, gelatin mixed with medicated substances for local application. **nutrient g.**, a bacteriologic culture-medium consisting of nutrient bouillon solidified with 10 per cent. of gelatin. **g.-peptone**, a product of the digestion of gelatin. **Piorkowski's g.**, a medium for cultivating typhoid bacillli, containing 5 gm. of peptone, 33 gm. of gelatin, to the liter of urine of 1020 specific gravity. **potato g.** 1. A cold water extract of grated potatoes containing 1 per cent. of potassium iodid and solidified with 15 per cent. of gelatin. 2. Glycerin potato broth solidified with 10 per cent. of gelatin. **silk-g.** See *sericin*. **g.-sugar**, the same as *glycocoll*. **sulphindigotate g.**, nutritive gelatin containing 2 per cent of glucose and 0.1 per cent of sodium sulphindigotate. **urine g.** (Heller), plain urine gelatin containing 1 per cent of peptone, ½ per cent. of salt, and made neutral to litmus. **urine g.** (plain), freshly passed urine solidified with 10 per cent of gelatin. **vegetable g.**, a gelatin-like matter obtained from vegetable tissues See *agar-agar*. **Weyl's sulphindigotate g.** See *sulphindigotate g*. **g. of Wharton**, the jelly-like tissue of the umbilical cord. **whey g.**, whey obtained from fresh milk by curdling it with rennet and solidified with 10 per cent. of gelatin. **wort g.**, beer-wort culture-medium solidified with 10 per cent. of gelatin. **Wurtz's lactose litmus g.** See *lactose-litmus g*

gelatinase (jel-at'in-ās). An enzyme which liquefies gelatin, but does not affect fibrin of egg-albumin. It occurs among bacteria, molds, yeasts, etc.

gelatiniferous (jel"at-in-if'er-us) [L. *gelati'na* gelatin + *fer're* to bear]. Producing gelatin.

gelatinize (jel-at'in-īz) 1. To convert into gelatin 2. To become converted into gelatin.

gelatinoid (jel-at'in-oid). Resembling gelatin.

gelatinolytic (jel"at-in-o-lit'ik) [*gelatin* + Gr. λύσις dissolution]. Dissolving or splitting up gelatin.

gelatinosa (jel"at-in-o'sah) [L.]. The substantia gelatinosa.

gelatinous (jel-at'in-us) [L. *gelatino'sus*]. Like jelly or softened gelatin.

gelatinum (jel-at-i'num). Latin for *gelatin*. **g. glycerina'tum**, glycerinated gelatin.

gelation (jel-a'shun). The change of a sol into a gel.

gelatol (jel'at-ol). An ointment-base made of gelatin, glycerin, oil, and water.

gelatose (jel'at-ōs). An albumose formed by hydrolyzing gelatin by acid, alkalis, or a ferment.

gelidusi (ga-le-doo'se). Same as *pelidisi*.

geliqua (ga-le'kwah). Pirquet's word formula representing ten times two-thirds of the body weight.

Gellé's test (zhel-az') [Marie Ernest *Gellé*, French aurist, 1834–1923]. See under *tests*.

gelodiagnosis (je"lo-di-ag-no'sis). A method of distinguishing between colon and typhoid bacilli. Lactose is added to cultures of the two bacteria on gelose to which phenol has been added. The culture of colon bacillus will cause fermentation of the lactose, the typhoid bacillus will not.

gelodurat (jel-o-du'rat) [*gelatin* + L. *du'ra* hard]. A proprietary hardened gelatin used for capsules.

gelol (je'lol). A proprietary remedy used in vaginal and urethral diseases.

geloplasm (je'lo-plazm). A proprietary preparation of gelatin and glycerin applied as an elastic protective covering.

gelose (je'lōs). A carbohydrate, $C_6H_{10}O_5$, from agar.

gelosin (jel-o'sin). A mucilage from a Japanese sea-weed.

gelotannin (jel-o-tan'in). A compound of tannin and gelatin: used as an antidiarrheic.

gelotherapy, gelototherapy (jel-o-ther'ap-e, jel''o-to-ther'ap-e) [Gr. γέλως laughter + θεραπεία cure]. Treatment of disease by provoking laughter.

gelsemin (jel'sem-in). 1. A poisonous alkaloid, $C_{20}H_{22}N_2O_2$, from gelsemium. Dose, $\frac{1}{300}$–$\frac{1}{200}$ gr. (0.00022–0.00032 gm.). 2. A precipitate from the tincture of *Gelse'mium sempervi'rens*. Dose, $\frac{1}{60}$–$\frac{1}{20}$ gr. (0.001–0.003 gm.).

gelseminin (jel-sem'in-in). A brown, resinous alkaloid from gelsemium: therapeutically active.

gelsemism (jel'se-mizm). Poisoning by gelsemium.

Gelsemium (jel-se'me-um) [L.]. A genus of poisonous, loganiaceous climbing plants. The root of *G. sempervi'rens*, yellow jasmine of the southern United States, is a powerful sedative, a motor depressant, and diaphoretic: used in neuralgia, headache, chorea, delirium tremens, and in fevers; in muscular spasm, as whooping-cough, asthma, dysmenorrhea, etc. Dose of alcoholic extract, $\frac{1}{6}$–$\frac{1}{2}$ gr. (0.016–0.032 gm); of fluidextract, 2–20 min. (0.133–1.333 c.c.), of tincture, 8–15 min. (0.533–1 c.c.).

gelsemiumism (jel-sem'e-um-izm). Habitual intoxication with preparations of gelsemium.

gelsemperin (jel-sem'per-in). A powdered concentration from *Gelse'mium sempervi'rens*. Dose, $\frac{1}{8}$–1 gr. (0.008–0 066 gm.).

Gély's suture (zha-lēz') [Jules Aristide *Gély*, French surgeon, 1806–1861]. See *suture*.

gemellus (jem-el'us), pl. *gemel'li* [L. "twin"]. See *muscles, table of*.

geminate, geminous (jem'in-āt, jem'in-us) [L. *gemina'tus*]. Paired; in pairs.

gemma (jem'ah) [L. "*bud*"]. 1. Any bud-like body or structure. 2. Same as *micelle*.

gemmation (jem-a'shun) [L. *gemma're* to bud]. Reproduction by budding; a kind of reproduction in cells in which a portion of the cell-body is thrust out and then broken off, forming a new individual.

gemmule (jem'ūl) [L. *gem'mula*, dim. of *gem'ma* bud]. 1. A reproductive bud; the immediate product of gemmation. 2. Any one of the many little excrescences upon the protoplasmic process of a nerve-cell 3. Hypothetical units assumed to be thrown off by the somatic cells, to be stored in the germ cells, and to determine the development of certain characters.

gen (jen). Same as *gene*.

genal (je'nal) [L. *ge'na* cheek]. Pertaining to the cheek.

gene (jēn) [Gr. γεν to produce]. A hereditary germinal factor which, either alone or in combination with other factors, produces a single character. Called also *factor*.

geneogenous (je-ne-oj'en-us) [Gr. γενεά birth + γεννᾶν to produce]. Congenital.

genera (jen'er-ah). Plural of *genus*.

general (jen'er-al) [L. *genera'lis*]. Affecting many parts or all parts of the organism; not local.

generalize (jen'er-al-īz). To convert from a local to a general disease; to render general.

generation (jen-er-a'shun) [L. *genera'tio*]. The act or process of reproduction. **alternate g.**, the alternate change from sexual to asexual generation in the same species of animal or plant. **asexual g., non-sexual g.**, reproduction of the species without any union of sexual elements. **filial g.** See F_1 *and* F_2. **sexual g.**, reproduction by the union of male and female elements. **spontaneous g.**, the (theoretic) generation of living organisms from non-living matter.

generative (jen'er-a-tiv). Pertaining to the reproduction of the species.

generic (jen-er'ik) [L. *ge'nus, gen'eris* kind]. Pertaining to a genus; also distinctive.

generin (jen'er-in). The supposed oxidizing agent responsible for the induction of menstruation and gestation.

geneserin (jen-es'er-in). A crystalline alkaloid, $C_{15}H_{21}N_3O_3$, from Calabar bean.

geneserolin (jen-es-er'o-lin). A crystalline alkaloid, $C_{13}H_{18}N_2O_2$, formed by heating geneserin.

genesial, genesic (jen-e'ze-al, je-nes'ik) [Gr. γένεσις origin]. Pertaining to generation or to origin.

genesiology (jen-e-ze-ol'o-je) [Gr. γένεσις origin + λόγος treatise]. The sum of what is known concerning reproduction.

genesis (jen'es-is) [Gr. γένεσις]. The coming into being of anything, the process of originating.

genetic (jen-et'ik) [Gr. γένεσις birth]. 1. Pertaining to reproduction, or to birth or origin. 2. Congenital or inherited.

geneticist (jen-et'is-ist). A person interested in the study of genetics.

genetics (jen-et'iks) [Gr. γεννᾶν to produce]. The science which deals with the origin of the characteristics of the individual, the study of heredity.

genetopathy (jen-et-op'ath-e) [Gr. γένεσις reproduction + πάθος disease]. Disease affecting the reproductive functions.

genetous (jen-et'us). Dating from fetal life.

Geneva Convention. An international agreement of 1864, whereby the signatory nations pledged themselves to treat the wounded and the army medical and nursing staffs as neutrals on the field of battle.

Gengou phenomenon (zhaw-goo')[Octave *Gengou*, contemporary French bacteriologist]. Fixation of the complement.

genial, genian (je'ne-al, je'ne-an) [Gr. γένειον chin]. Pertaining to the chin.

geniculate, geniculated (jen-ik'u-lāt, jen-ik'u-la-ted) [L *genicula'tus*]. Bent, like a knee.

geniculum (je-nik'u-lum) [L. " a little knee "]. A sharp, knee-like bend in any small organ, as a nerve. **g. cana'lis facia'lis** [B N A], the bend in the facial canal which corresponds to the geniculum nervi facialis. **g. ner'vi facia'lis** [B N A], the bend in the root of the facial nerve, producing the eminentia facialis in the floor of the fourth ventricle.

geniohyoglossus, geniohyoid (je''ne-o-hi-o-glos'us, je''ne-o-hi'oid). See *muscles, table of*.

genion (je'ne-on) [Gr. γένειον chin]. A craniometric point situated at the apex of the lower genial tubercle.

genioplasty (je'ne-o-plas-te) [Gr. γένειον chin + πλάσσειν to shape]. Plastic surgery of the chin.

genital (jen'it-al) [L. *genita'lis* genital]. Pertaining to the organs of generation or to reproduction.

genitalia (jen-it-a'le-ah) [L. pl.]. The reproductive organs.

genitals (jen'it-als). The reproductive organs.

genitocrural (jen''it-o-kru'ral) [*genital* + *crural*]. Pertaining to the genitalia and the leg.

genitofemoral (jen''it-o-fem'or-al). Genitocrural.

genitone (jen'it-ōn). A proprietary preparation of goldenseal, black haw, pulsatilla, passiflora, life-root, and aromatics: used in leukorrhea and amenorrhea.

genitoplasty (jen'it-o-plas-te) [*genital* + Gr. πλάσσειν to mould]. Plastic surgery on the genital organs.

genito-urinary (jen"it-o-u'rin-ar-e). Pertaining to the genital and urinary organs.

Gennari's band or **line** (jen-ah'rē) [Francisco *Gennari*, Italian anatomist of the eighteenth century]. See *line of Gennari*, under *line*.

genoblast (jen'o-blast) [Gr. γεν- to produce + βλαστός germ]. 1. The nucleus of the impregnated ovum. 2. A mature germ cell.

genoceptor (jen'o-sep-tor). The reproductive element of a cell.

genodermatosis (jen"o-der-mat-o'sis) [Gr. γεννᾶν to produce + *dermatosis*. An hereditary skin disease.

genoform (jen'o-form). A proprietary remedy for gout, rheumatism, and neuralgia, said to be the salicylic acid ester of methylene glycol.

genotype (jen'o-tīp). 1. The fundamental hereditary constitution (or combination of genes) of an organism. 2. A group of individuals having the same combination of hereditary characters; a biotype. 3. The type species of a genus.

gentian (jen'shun) [L. *gentia'na*]. Any plant or species of the genus *Gentia'na* The rhizome and root of *G. lu'tea* is a bitter tonic and stomachic, and is used in dyspepsia and gastro-intestinal catarrh. Dose of extract, 1–10 gr. (0.066–0.666 gm.); of fluidextract, 30–60 min. (2–4 c.c); of compound infusion, 1–4 dr. (4–16 c.c.); of compound tincture (U. S. P.), 30–120 min. (2–8 gr). **g.-violet.** See under *violet*.

gentianin (jen'shan-in) [L. *gentianinum*]. Various substances extracted from gentian root; gentianic acid, or a mixture of the latter and gentiopicrin.

gentianophil, gentianophilous (jen'shan-o-fil, jen-shan-of'il-us) [*gentian* + Gr. φιλεῖν to love]. Having affinity for gentian-violet stains.

gentianophobic (jen"shan-o-fo'bik). Gentianophobous.

gentianophobous (jen-shan-of'o-bus) [*gentian* + Gr φόβος fear]. Having no affinity for gentian-violet stains.

gentiobiose (jen"she-o-bi'ōs). A disaccharid, $C_{12}H_{22}O_{11}$, from the roots of various gentians.

gentiopicrin (jen-she-o-pik'rin) [*gentian* + Gr. πικρός bitter]. A bitter, crystalline glucosid from gentian root.

genu (je'nu), pl. *gen'ua* [L. "knee"]. The knee, or any structure bent like a knee. **g. cap'sulæ inter'næ** [B N A], the blunt angle formed by the union of the two limbs of the internal capsule. **g. cor'poris callo'si** [B N A], the reflected part of the corpus callosum **g. extror'sum,** out-knee: an outward bending of the leg. **g. facia'lis.** Same as *geniculum nervi facialis*. **g. inter'num rad'icis ner'vi facia'lis** [B N A], the fibers of the root of the facial nerve bending around the abducens nucleus in the pons **g. recurva'tum,** a backward curvation of the knee-joint. **g. val'gum,** an inward curvature of the knee or knees; knock-knee or in-knee. **g. va'rum.** Same as *g. extrorsum*.

genual (jen'u-al). Relating to or resembling a genu.

genuclast (jen'u-klast) [L. *ge'nu* knee + Gr. κλᾶν to break]. An instrument for breaking up knee-joint adhesions.

genucubital (je-nu-ku'bit-al) [L. *ge'nu* knee + *cu'bitus* elbow]. Pertaining to or resting on the knees and elbow.

genufacial (je-nu-fa'se-al). Pertaining to or resting upon the knees and face.

genupectoral (je-nu-pek'tor-al) [L. *ge'nu* knee + *pec'tus* breast]. Pertaining to the knees and chest.

genus (je'nus), pl. *gen'era*. In classification of animals or plants, a group embracing one or more species.

genyantralgia (jen-e-an-tral'je-ah) [Gr. γένυς jaw + ἄντρον cave + ἄλγος pain]. Pain in the maxillary antrum.

genyantritis (jen"e-an-tri'tis) [Gr. γένυς jaw + ἄντρον cave + -ιτις inflammation]. Inflammation of the maxillary antrum.

genyantrum (je-ne-an'trum) [Gr. γένυς jaw + ἄντρον cave]. The antrum of Highmore or maxillary antrum.

genychiloplasty (je-ne-ki'lo-plas-te) [Gr. γένυς jaw + χείλος lip + πλάσσειν to form]. Plastic surgery of the cheek and lip.

genyplasty (jen'ip-las-te) [Gr. γένυς jaw + πλάσσειν to mold]. Plastic surgery of the cheek.

Geocyclus (je-o-si'klus). A genus of schizomycetes with flagella-like filaments.

geode (je'ōd) [Gr. γεώδης earth-like: so called from a fancied resemblance to a mineral geode]. A dilated lymph-space.

geoform (je'o-form). Same as *guaiaform*.

geoline (je'o-lin) [Gr. γῆ earth + L. *o'leum* oil]. A proprietary form of petrolatum.

geophagia, geophagism, geophagy (je-of-a'je-ah, je-of'aj-izm, je-of'aj-e) [Gr. γῆ earth + φαγεῖν to eat]. The habit of eating clay or earth.

geophagist (je-of'aj-ist). One who eats earth habitually.

geosote (je'o-sōt). Guaiacol valerianate, $CH_3O\,C_6H_4.O.CO.C_4H_9$, a yellow, oily fluid, of sweetish, smoky odor. It is used in pulmonary and tuberculous cases. Dose, 3–10 min (0.2–0.666 c.c.), in capsules.

geotalose (ge-o-tal'ōs). A mucocolloidal creosote, used in diarrhea and vomiting.

geotaxis (je-o-tak'sis) [Gr. γῆ earth + τάξις twisting]. Same as *geotropism*.

geotragia (je-o-tra'je-ah) [Gr. γῆ earth + τρώγειν to chew]. Earth-eating; geophagia.

geotropic (je-o-trop'ik). Influenced in growth by gravity.

geotropism (je-ot'ro-pizm) [Gr. γῆ earth + τροπή a turning]. A tendency of growth or movement toward or away from the earth; the influence of gravity on growth. A tendency to grow toward the earth is *positive g*; to grow away from the earth, *negative g*.

gephyrophobia (jef-i-ro-fo'be-ah) [Gr. γεφύρα bridge + φόβος fear]. Fear of walking on a bridge, river bank, or other structure near the water.

Geraghty's test (ger'at-ez) [John T. *Geraghty*, American physician, 1876–1924] The phenolsulphonephthalein test.

geranial (jer-a'ne-al). A colorless, oily diolefin aldehyd, $(CH_3)_2C\,CH(CH_2)_2\,C(CH_3).CH.CHO$, one of the chief constituents of lemon-grass oil and oil of citrus fruits.

geraniin (je-ra'ne-in). A dry, concentrated remedy prepared from *Gera'nium macula'tum*. Astringent dose, 1–3 gr. (0.066–0.199 gm).

geraniol (je-ra'ne-ol). A colorless olefinic terpene alcohol, $C_{10}H_{17}OH$, having an odor of roses, and found in oil of roses, geranium oils, and the oils of eucalyptus and citronella. Called also *rhodinol*

Geranium (je-ra'ne-um) [L.; Gr. γεράνιον]. A genus of geraniaceous plants. The root of *G. macula'tum*, or crane's-bill, is astringent, and is used in diarrhea. Dose of fluidextract, 5–30 min. (0.333–2 c.c).

geratic (je-rat'ik) [Gr. γῆρας old age]. Pertaining to old age.

geratology (jer-at-ol'o-je). Gereology.

gerbil (jer'bil). A small burrowing rodent native on the veldt of South Africa which is one of the chief agents for transmitting plague. It is about the size of a rat, has large eyes and ears, long hind legs and tail, and progresses by jumping.

Gerdy's fibers, etc. (zher-dēz') [Pierre Nicolas *Gerdy*, French physician, 1797–1856]. See under *fibre*, etc.

gereology, geræology (jer-e-ol'o-je) [Gr. γῆρας old age + λόγος treatise]. The science which deals with old age and its phenomena.

Gerhardt's disease, reaction, sign, test (ger'harts) [Carl J. *Gerhardt*, physician in Berlin, 1833–1903]. See under *disease*, *sign*, and *tests*.

Gerhardt's test (zher-hardts') [Charles Frédéric *Gerhardt*, French chemist, 1816–1856]. See *tests*.

Gerhardt-Semon law [Carl J. *Gerhardt*; Sir Felix *Semon*]. See under *law*.

geriatrics (je-re-at'riks) [Gr. γῆρας old age + ἰατρικός relating to a physician]. That department of medicine which treats of the diseases of old age.

geriopsychosis (jer''e-o-si-ko'sis) [Gr. γῆρας old age + *psychosis*]. Any one of the presenile and senile group of mental diseases (Southard).

Gerlach's network, valve (ger'laks) [Joseph von *Gerlach*, German anatomist, 1820–1896]. See *network* and *valve*.

Gerlach's valvula (ger'laks) [Andreas Christian *Gerlach*, German veterinarian, 1811–1877]. The pectinate ligaments.

Gerlier's disease (zher-le-āz') [Felix *Gerlier*, Swiss physician, 1840–1914]. See under *disease*.

germ (jerm) [L. *ger'men*]. 1. A microbe or bacillus. 2. A spore. 3. The primitive embryo. **dental g.**, the rudiment of a tooth, consisting of a dental sac and including the dentinal papilla and enamel-organ. **g.-plasm,** Weismann's term for the reproductive and hereditary substance of individuals which is passed on from the germ cell in which an individual originates in direct continuity to the germ cells of succeeding generations. By it new individuals are produced and hereditary characters are transmitted Cf *somatoplasm*

germanin (jer'ma-nin). The trypanocidal agent which was first introduced as Bayer 205, *q. v.*

germanium (jer-ma'ne-um). A very rare white metal; atomic weight 72 5, symbol, Ge. **g. dioxid,** GeO_2, has erythropoietic properties and has been used in treating anemia in 0.2 per cent. aqueous solution.

germicidal (jer-mis-i'dal) [L. *ger'men* germ + *cæd'ere* to kill]. Destructive to germs.

germicide (jer'mis-īd) [L. *ger'men* germ + *cæd'ere* to kill]. An agent that destroys germs.

germiculture (jer'me-kul-tūr) [L. *ger'men* germ + *cultu'ra* culture]. The artificial cultivation of bacteria.

germifuge (jer'mif-ūj). 1. Having the power to expel germs. 2. An agent or remedy that expels germs.

germiletum (jer-mil-e'tum). A proprietary antiseptic, germicide, and deodorant.

germinal (jer'min-al) [L. *germina'lis*]. Pertaining to or of the nature of a germ.

germination (jer-min-a'shun) [L. *germina'tio*]. The sprouting of a seed or spore or of a plant embryo.

germinative (jer'min-at-iv) [L. *germinati'vus*]. Pertaining to germination or to a germ.

germogen (jer'mo-jen) [*germ* + Gr. γεννᾶν to produce]. A mass of protoplasm from which reproductive cells arise.

germol (jer'mol) A proprietary germicide in the form of a brownish, oily fluid.

germozone (jerm-o-zōn'). A proprietary disinfectant remedy.

germplasm (jerm'plazm). See under *germ*.

gerocomia (je-ro-ko'me-ah) [Gr. γέρων old man + κομεῖν to care for]. The care of old men; the hygiene of old age.

geroderma, gerodermia (je-ro-der'mah, -der'me-ah) [Gr. γέρων old man + δέρμα skin]. Dystrophy of the skin and genitals, producing the appearance of old age (Rummo and Ferranini, 1897).

gerokomy (je-ro'ko-me). Same as *gerocomia*.

geromarasmus (je''ro-mar-az'mus) [Gr. γέρων old man + μαρασμός a wasting]. The emaciation sometimes characteristic of old age.

geromorphism (je-ro-mor'fizm) [Gr. γέρων old man + μορφή form]. Premature decrepitude.

gerontal (jer-on'tal) [Gr. γέρων old man]. Pertaining to an old man or old age; senile.

gerontin (je-ron'tin). A base from the nuclei of the cells of a dog's liver. It is the same as spermin.

gerontology (je-ron-tol'o-je) [Gr. γέρων old man + λόγος treatise]. The scientific study of old age, its phenomena, diseases, etc.

gerontopia (je-ron-to'pe-ah) [Gr. γεων old man + ὄψ vision]. Senopia

gerontoxon (je-ron-toks'on) [Gr. γέρων old man + τόξον bow]. The arcus senilis **g. lentis,** equatorial couching of the lens in the aged.

Gerota's capsule, method (ga-ro'tahz) [*Gerota*, contemporary anatomist in Berlin]. See *capsule* and *method*

Gersuny's phenomenon or **symptom** (gar-su'nēz) [Robert *Gersuny*, surgeon in Vienna, 1844–1924]. See *symptom*.

gestation (jes-ta'shun) [L. *gesta'tio*]. Pregnancy; gravidity. See *pregnancy*. **abdominal g.,** extra-uterine pregnancy in which the products of conception are developed in the abdominal cavity. For other varieties, see under *pregnancy*.

G. G. G. Abbreviation for L. *gum'mi gut'tæ gam'biæ*, gamboge.

Ghilarducci's reaction (ge-lar-doot'-shēz) [Francesco *Ghilarducci*, Italian physician, died 1924]. See *reaction*.

Giacommini's band (jah-ko-me'nēz) [Carlo *Giacommini*, Italian anatomist, 1841–1898]. See under *band*.

Giannuzzi's cells, crescents, or **demilunes** (zhah-noot'zēz) [Italian anatomist of the nineteenth century]. See under *crescent*.

giant (ji'ant) [Gr. γίγας] A person or organism of very great size. **g. bipolars,** those cone bipolars of large size which lie beneath the external plexiform layer.

giantism (ji'ant-izm). 1. See *gigantism*. 2. Excessive size, as of cells or nuclei.

Giardia (ge-ar'de-ah). A genus of flagellate protozoan organisms found in the intestinal tract of man and of animals, but not known to be pathogenic, although infection by it is frequently accompanied by a severe diarrhea. **G. intestina'lis, G. lamb'lia,** a symmetric, pear-shaped organism with a sucking disk and four pairs of flagella. Called also *Cercomonas intestinalis*, *Dicercomonas muris*, *Lamblia intestinalis*, and *Megastoma entericum*.

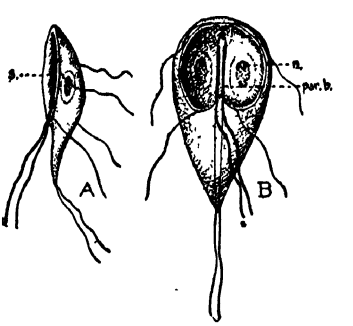

Giardia intestinalis· A, side view (s , sucker-like depression); B. ventral view (par b., parabasal bodies); n , nucleus (Wenyon.)

giardiasis (gi-ar-di'as-is). Infestation with *Giardia*.

Giardi'nus pocciloi'des. A small fish which is very efficient in destroying mosquito larvæ. Called also "millions."

Gibbon's hernia (gib'onz) [Q. V. *Gibbon*, American surgeon, 1813–1894]. See under *hernia*.

gibbosity (jib-os'it-e) [L. *gibbo'sus* crooked]. The condition of being humped.

gibbous (jib'us) [L. *gibbo'sus*]. Humped; protuberant; humpbacked.

Gibbs's theorem (gibz) [Josiah Willard *Gibbs*, American physicist, 1839–1903]. See under *theorem*

gibbus (gib'us) [L]. A hump.

Gibert's disease (zhe-bairz') [Camille Melchior *Gibert*, French physician, 1797–1866]. See *disease*.

Gibraltar fever (jib-rawl'tar). See under *fever*.

Gibson's bandage (gib'sunz) [William *Gibson*, American surgeon, 1788–1865]. See under *bandage*.

gid (gid). See *staggers*.

giddiness (gid'i-nes). Vertigo or dizziness.

Giemsa's stain (gēm'sahz) [G *Giemsa*, chemist in Hamburg]. See *stains, table of*.

Gierke's bundle, corpuscles (gēr'kez) [Hans Paul *Gierke*, German anatomist, 1847–1886]. See *bundle* and *corpuscle*.

Gifford's reflex, sign (gif'ordz) [Harold *Gifford*, American oculist, born 1858]. See *reflex* and *sign*.

gigantism (ji'gan-tizm) [Gr. γίγας giant]. Abnormal overgrowth; excessive or monstrous size and stature. it is said to be sometimes a result of a disease of the pituitary body.

gigantoblast (ji-gan'to-blast) [Gr. γίγας giant + βλαστός germ]. A very large nucleated red blood-corpuscle.

gigantochromoblast (ji-gan"to-kro'mo-blast) [Gr. γίγας giant + *chromoblast*]. Same as *gigantoblast*.

gigantocyte (ji-gan'to-sīt) [Gr. γίγας giant + κύτος cell]. A very large non-nuclear red blood-cell.

Gigantorhynchus (ji-gan-to-ring'kus). A genus of the Acanthocephala. **G. gi'gas,** a large round worm found in the intestine of hogs and sometimes in man It has transverse parallel rings on the body and a retractile head. **G. monilifor'mis,** a species found in rats in Italy and occasionally in man The body is pointed at both ends and covered with knobs so that it has a beaded appearance.

gigantosoma (ji-gan-to-so'mah) [Gr. γίγας giant + σῶμα body]. Gigantism, or great size and stature.

Gigli's operation, saw (ge'glēz) [Leonardo *Gigli*, gynecologist in Florence, 1863–1908]. See under *operation* and *saw*.

gila monster (he'lah). See under *monster*.

Gilbert's sign (zhēl-bairz')[Augustin *Gilbert*, French physician, born 1858]. Opsiuria indicative of hepatic cirrhosis

Gilchrist's disease or **mycosis** (gil'krists) [Thomas Casper *Gilchrist*, American physician, born 1862]. Blastomycosis.

gildable (gil'da-bl). Susceptible of being colored with gold stains.

Gillenia (jil-e'ne-ah) [L.; after Arnold *Gill*]. A genus of rosaceous plants. The root of *G. trifolia'ta* and *G. stipula'cea*, of North America, called bowman's-root, is mildly emetic and aperient. Dose in powder, 20–30 gr. (1.333–2 gm).

gillenin (jil-e'nin). The active principle of gillenia; a bitter, white, soluble powder: emetic and purgative.

Gillies's operation (gil'ēz) [Harold Delf *Gilles*, English surgeon]. See under *operation*.

Gilmer's splint (gil'mer) [Thomas Lewis *Gilmer*, American oral surgeon, born 1849]. See under *splint*.

Gimbernat's ligament (him-ber-nats') [Antonio de *Gimbernat*, Spanish surgeon, 1742–1790]. See under *ligament*.

gin (jin) [L. *spir'itus junip'eri compos'itus*]. An alcoholic spirit distilled from malt and juniper-berries; diuretic.

gin-drinkers' liver. Cirrhosis of the liver due to alcoholism.

ginger (jin'jer) [L. *zin'giber;* Gr. ζιγγίβερις]. The rhizome of *Zin'giber officina'le*, a scitaminaceous plant growing in many tropical regions. It is an aromatic stimulant and carminative: used in flatulence, dyspepsia, colic, as an intestinal tonic, and externally as a rubefacient and counterirritant in toothache, headache, etc. Dose in powder, 10–20 gr. (0.666–1.333 gm.); of fluid-extract, 10–20 min. (0.666–1.333 c.c.); of oleoresin (*oleores'ina zingib'eris*), ½–1 min. (0.033–0.066 c c.); of syrup (*syru'pus zingib'eris*), ½–2 fl.dr. (2–8 c.c.); of tincture (*tinctu'ra zingib'eris*), ½–1 fl.dr. (2–4 c.c.). **wild g.** See *Asarum*.

gingerin (jin'jer-in). An oleoresin derived from ginger. Dose, 1 min. (0.06 c.c.).

gingerol (jin'jer-ol). The volatile oil of ginger.

gingiva (jin-ji'vah), pl. *gingi'væ* [L.]. The gum; the fibrous tissue, covered by mucous membrane which covers the alveolar processes of the upper and lower jaws and surrounds the necks of the teeth. **alveolar g.,** that portion of the gingiva which covers the alveolar process. **areolar g.,** that portion of the gingiva which overlies the alveolar process, being bound to it by loose areolar connective tissue. **buccal g.,** the gingiva which covers the buccal surfaces of the teeth. **cemental g.,** the gingiva which covers the cemental part of the root of a tooth. **free g.,** the portion of the gingiva covering part of the crowns of the teeth, but not attached to them. **labial g.,** the gingiva covering the labial surfaces of the teeth **lingual g.,** the gingiva which covers the lingual surfaces of the teeth. **marginal g.,** that portion of the gingiva which lies in contact with the enamel, but which is not attached directly to the tooth surface.

gingival (jin'jiv-al) [L. *gingi'va* gum]. Pertaining to the gum or gums, pertaining to the gingiva

gingivalgia (jin-jiv-al'je-ah) [*gingiva* + Gr. ἄλγος pain]. Neuralgia of the gums.

gingivally (jin-jiv'al-e). Toward the gums.

gingivectomy (jin-jiv-ek'to-me) [*gingiva* + Gr. ἐκτομή excision]. The operation of cutting away the diseased gingivæ in pyorrhea alveolaris

gingivitis (jin-jiv-i'tis) [L. *gingi'va* gum]. Inflammation of the gum; inflammation of gingival tissue. **catarrhal g.,** inflammation of the external surface of the gums **expulsive g.,** osteoperiostitis of a tooth or teeth, which are gradually thrust from their sockets. **interstitial g.,** superficial and deep-seated inflammation of the alveolar process preceding the pyorrheal stage. **phagedenic g.,** rapidly progressive ulcerative inflammation of the gums See *Vincent's angina*, under *angina*. **ulceromembranous g.,** an infectious and contagious disease of the mouth and gums marked by characteristic ulceration. It is caused by Vincent's spirochete

gingivo-ectomy (jin-jiv-o-ek'to-me) [*gingiva* + Gr. ἐκτομή excision]. The operation of cutting away all loose infected and diseased gingival tissue to eradicate peridental infection.

gingivoglossitis (jin"jiv-o-glos-i'tis) [L. *gingi'va* gum + Gr. γλῶσσα tongue + -ιτις inflammation]. Inflammation of gums and tongue.

gingivolabial (jin"ji-vo-la'be-al). Pertaining to the gums and lips.

gingivopericementitis (jin"jiv-o-per-e-se-men-ti'tis). Pyorrhea alveolaris.

ginglyform (jin'glif-orm). Same as *ginglymoid*.

ginglymo-arthrodial (jin"glim-o-ar-thro'de-al). Partly ginglymoid and partly arthrodial.

ginglymoid (jin'glim-oid) [*ginglymus* + Gr. εἶδος form]. Resembling a ginglymus.

ginglymus (jin'glim-us) [L.; Gr. γίγγλυμος hinge]. A hinge-joint; a variety of diarthrosis. **helicoid g., lateral g.,** a rotatory joint.

ginseng (jin'seng) [Chinese *jin-tsan,* life of man]. The root of *Pa'nax* (*Ara'lia*) *gin'seng,* of eastern Asia, and of *P.* (*Aralia*) *quinquefo'lia,* of North America: demulcent, and said to be restorative and aphrodisiac; principally used in China.

Giovannini's disease (jo-van-e'nēz) [Sabastiano *Giovannini,* Italian dermatologist, 1851–1920]. See under *disease.*

Giraldès's organ (he-ral'dās) [Jachim Albin *Giraldès,* Portuguese surgeon in Paris, 1808–1875]. See under *organ.*

Girard's treatment (jir-ard') [Brig.-Gen. Alfred C *Girard,* American army surgeon]. See under *treatment.*

girdle (ger'dl). Any band or belt to surround the body. **Hitzig's g.,** a girdle of analgesia at the level of the breasts in the area supplied by the third and sixth dorsal nerves, seen in the early stages of tabes dorsalis. **Neptune-g.,** an abdominal band used in applying a wet-pack. **pelvic g.,** the arch formed by the two innominate bones. **shoulder-g., thoracic g.,** the arch formed by the clavicle and scapula. **Venus' g.,** mercurial plaster spread on leather or linen used in the treatment of syphilis. Called also *balteum venereum.*

Girdner's probe (gird'nerz) [John Harvey *Girdner,* physician in New York]. See under *probe.*

gitalin (jit'al-in). A glucosid from digitalis.

githagism (gith'aj-izm). Poisoning by the seeds of *Lychnis githago,* or corn-cockle.

gitonin (jit'o-nin). A neutral saponin, $C_{49}H_{80}O_{23}$, from digitalis seed

Giuffrida-Ruggieri stigma (joof-re''dah-roo-jer'e) [Vincenzo *Giuffrida-Ruggieri,* Italian anthropologist]. See *stigma.*

gizzard (giz'ard). The strong muscular **stomach** of a bird.

Gl. Chemical symbol for *glucinum.*

glabella, glabellum (glah-bel'ah, glah-bel'um) [L.]. The space between the eyebrows.

glabellad (glah-bel'ad). In the direction of the glabella.

glabrificin (gla-brif'is-in) [L. *gla'ber* smooth + *fa'cere* to make]. An antibody so called from the property of rendering bacteria smooth or glabrous.

glabrous (gla'brus) [L. *gla'ber* smooth]. Smooth.

glacial (gla'shal) [L. *glacia'lis*]. Resembling ice; vitreous; solid.

glacialin (gla-se-a'lin). Boroglycerid.

gladiate (gla'de-āt) [L. *glad'ius* sword]. Sword shaped.

gladiolin (glad-i'o-lin). An alkaloid or leukomain from the brain tissue.

gladiolus (glad-i'o-lus) [L., dim. of *gla'dius* sword]. The second or principal piece or bone of the sternum; mesosternum.

gladiomanubrial (glad''e-o-man-u'bre-al). Pertaining to the gladiolus and the manubrium; as *g. junction.*

glairin (glār'in) [L. *glair* mucus]. A gelatinous substance of bacterial origin found in the water of certain sulphur springs.

glairy (glār'e). Resembling the white of an egg.

gland (gland) [L. *glans* acorn]. An organ that separates any fluid from the blood: such ductless bodies as the spleen, the lymphatic organs, etc., which do not appear to secrete anything, are also called glands. **absorbent g.,** a lymphatic gland. **accessory g.,** a detached mass of glandular tissue situated near a gland of similar structure. **acid g's,** the stomach-glands which secrete the acid of the gastric juice. **acinotubular g.,** one that is both acinous and tubular. **acinous g.,** a gland made up of a number of acini; a racemose gland. **admaxillary g.,** an accessory salivary gland emptying into the parotid duct. **adrenal g.** See *suprarenal g.* **aggregate g's, agminated g's,** Peyer's patches or the glands of which they are made up **albuminous g.,** certain glands of the digestive tract that secrete a watery fluid. **alveolar g.** Same as *acinous g.* **anal g's,** sudoriparous glands in the anal mucous membrane. **anomalous g.,** a ductless gland. **anteprostatic g.** 1. Cowper's gland. 2. A small gland in front of the prostate. **apical g.** Same as *Blandin and Nuhn's g.* **apocrine g's,** glands in which some cell plasm and cell contents of the secreting cells are shed into the secretion. **aporic g.,** a ductless gland **areolar g's.** See *Montgomery's g's.* **arterial g.,** any knot of small arteries, or mass of vascular tissue, like the coccygeal gland. **arytenoid g's,** the very numerous muciparous glands of the aryteno-epiglottidean fold in front of the arytenoid cartilages. **axillary g's,** lymphatic glands situated in the axilla. **g. of Bartholin,** the vulvovaginal gland. **Bauhin's g's.** Same as *Blandin and Nuhn's g's.* **Blandin and Nuhn's g's,** nonserous or mixed glands near the tip of the tongue. **blood-g.,** any hematopoietic viscus. **Boerhaave's g's,** the sudoriparous glands **Bowman's g's,** glands in the olfactory region of the nose. **brachial g.,** any lymph gland of the arm or forearm **bronchial g's,** the lymph-

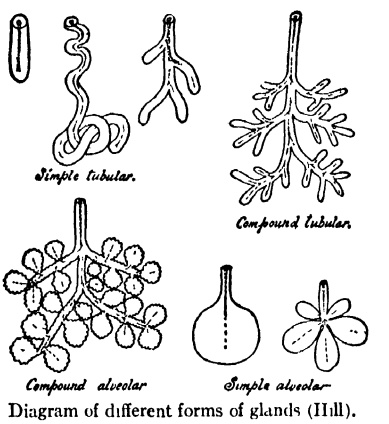

Diagram of different forms of glands (Hill).

glands at the root of a bronchus and in the interspaces of the bronchial tubes A therapeutic extract is prepared from these glands. **Bruch's g's,** the lymph-follicles of the conjunctiva of the lower lid. **Brunner's g's,** certain racemose glands in the submucous layer of the duodenum. **buccal g's,** racemose mucous glands in the mucous membrane of the cheeks. **bulbocavernous g's.** Same as *Cowper's g's.* **cardiac g's,** the glands of the cardiac extremity of the stomach. **carotid g.,** a small oval gland, about the size of a wheat-grain, at the bifurcation of the common carotid, frequently containing chromaffin granules. Called also *carotid body, intercarotid ganglion, paraganglion caroticum,* and *glomus caroticum.* **celiac g's,** lymph-glands anterior to the abdominal aorta. **ceruminous g's,** the glands that secrete the cerumen or ear-wax. **cervical g's,** the lymph-glands of the neck. **choroid g.,** the choroid plexus, regarded as the secretor of the cerebrospinal fluid. **Ciaccio's g's,** the accessory lacrimal glands. **ciliary g's,** the glands of Moll. **circumanal g's.** Same as *anal g's.* **closed g.,** a ductless gland. **Cobelli's g's,** mucous glands in the mucosa of the esophagus just above the cardia. **coccygeal g.,** a small vascular organ near the tip of the coccyx (Luschka, 1860). Called also *Luschka's gland* or *ganglion,* and *glomus coccygeum.* **coil-g.** Same as *sweat-g.* **compound g.,** a gland made up of a number of small pouches; one

with a branched duct. **conglobate g.**, a lymphatic gland. **conglomerate g.**, one made up of several lobes. **convoluted g.**, a sweat-gland. **Cowper's g's**, two glands near the bulb of the corpus spongiosum. **cutaneous g.**, any gland of the skin, whether sebaceous, sudoriparous, or other. **dental g.**, one of the white areas on the mucous membrane of the jaw over the point of emergence of the tooth. **ductless g.**, a gland without a duct, such as the suprarenal capsule; a gland-like body, often without any known secretory function. **duodenal g.** See *Brunner's g's.* **Duverney's g.**, the vulvovaginal gland. **Ebner's g's**, mucous glands of the tongue situated near the circumvallate papillæ. **eccrine g.**, a gland which produces a simple fluid secretion without admixture of cell plasm or cell contents. **endocrine g's, endocrinous g's**, the organs of internal secretion. See under *secretion.* **excretory g.**, any gland that excretes waste products from the system. **follicular g.**, a follicle. **Fränkel's g's**, minute glands that open below the edge of the vocal cords. **fundic g., fundus g.**, one of the true glands of the stomach which secrete the gastric juice. **Galeati's g's**, Lieberkuhn's crypts. **gastric g's**, the secreting glands of the stomach, including the fundus glands (true gastric glands), the cardiac glands, and the pyloric glands. **gastro-epiploic g's**, lymph-glands in the great omentum near the greater curvature of the stomach. **g's of Gay**, numerous highly developed circumanal sweat-glands. **genal g.**, one of the glands in the submucous tissue of the cheek. **genital g.**, a testicle or ovary **gingival g's**, the gland-like infoldings of epithelium at the junction of the gum and tooth. **Gley's g's**, the parathyroids. **globate g.**, a lymph-gland. **glomerate g's**, glands which appear to be composed of a knot of blood-vessels and an excretory duct. **Guérin's g's**, Skene's glands. **guttural g.**, one of the mucous glands of the pharynx. **hair-g.**, the sebaceous gland of a hair-follicle **harderian g's**, rud mentary lacrimal glands at the inner canthus of the eye. **haversian g's**, certain folds on the synovial surfaces that are regarded as secretors of the synovial fluid. **hemal g's.** Same as *hemolymph g's.* **hematopoietic g's**, certain gland-like bodies which take a part in the making of the blood, such as the spleen, thyroid, and lymphatic glands. **hemolymph g's**, minute glands resembling lymph-glands, but containing blood-sinuses instead of lymph-spaces. They occur especially in the retroperitoneal tissue near the origin of the superior mesenteric and renal arteries, but are found elsewhere. They are believed to take part in blood destruction and formation. Two varieties are distinguished—*splenolymph* glands and *marrow-lymph* or *manolymph* glands. Called also *hemolymph nodes* and *hemal nodes.* **Henle's g's**, tubular glands in the conjunctiva of the eyelids. **hibernating g.**, the fat which forms between the kidneys of hibernating animals in autumn. **holocrine g.** See *holocrine.* **Huguier's g's**, two minor vaginal glands. **incretory g's**, the glands of internal secretion; endocrine glands. **inguinal g's**, the lymph-glands of the groin. **intercapsular g.**, a paired mass of lymphoid tissue in the embryo thought to be a hemolymph gland. **interstitial g.**, Leydig's cell. **intestinal g's**, solitary isolated lymph-glands distributed in the intestinal mucous membranes. **jugular g.**, a lymph-gland behind the clavicular insertion of the sternomastoid muscle. Called also *Virchow's g.* **Krause's g's**, mucous glands of the middle portion of the conjunctiva. **lacrimal g.**, the gland which secretes the tears. **large sweat g.**, an apocrine gland which usually produces an odoriferous secretion. **lenticular g's**, masses of lymphoid tissue in the stomach walls, similar to the solitary glands of the intestine. **Lieberkühn's g's.** See *crypt.* **lingual g., anterior.** Same as *Blandin and Nuhn's g's.* **Littré's g's**, racemose glands in the spongy portion of the urethra. **Luschka's g.** See *coccygeal g.* **lymphatic g's**, ductless organs in the course of lymphatic vessels. **lymphatic g's, extraparotid**, glands situated between the superficial and deep fasciæ overlying the parotid. **mammary g.**, the mamma: the milk-secreting organ. **manolymph g.** See *hemolymph g's.* **Manz's g's**, glandular depressions on the borders of the eyelids. **marrow-lymph g's.** See *hemolymph g's.* **meibomian g's**, sebaceous follicles between the tarsi and the conjunctiva of the eyelids. **merocrine g's.** See *merocrine.* **Méry's g's**, Cowper's glands. **mesenteric g's**, the lymph-glands of the mesentery. **mesocolic g's**, lymph-glands of the mesocolon. **miliary g.**, a sweat-gland. **mixed g's**, glands that are both mucous and serous. **molar g's**, two or three large buccal glands whose ducts open near the last molar tooth. **Moll's g's**, certain small glands of the eyelids. **Monro's g.**, the upper portion of the lacrimal gland; called also *glandula concreta.* **Montgomery's g's**, sebaceous glands of the mammary areola; called also *areolar g's.* **Morgagni's g's.** See *Littré's g's.* **muciparous g's, mucous g's**, glands that secrete mucus. **multicellular g.**, a gland in which the secreting cells discharge their secretion into a common duct, through which it escapes. **myometrial g.**, a tissue supposed to develop in the wall of the uterus at the site of implantation of the placenta and to last until the end of pregnancy. **Naboth's g's.** See *nabothian follicles,* under *follicle.* **Nuhn's g's.** Same as *Blandin's g's.* **odoriferous g's.** See *Tyson's g's.* **oil g.**, a sebaceous gland. **oxyntic g.** Same as *acid g.* **pacchionian g's, p. bodies**, small masses of the arachnoid substance in the cranial dura. **palatine g's**, small mucous glands on the roof of the mouth. **palpebral g's**, the meibomian glands. **pancreaticosplenic g.**, a lymph-gland extending along the course of the splenic artery and vein. **parathyroid g's**, glandules in two groups near the thyroid· they are epithelial glands, and not accessory thyroids. **parotid g.**, the large salivary gland in front of the ear. **parotid g., accessory.** See *socia parotidis.* **pectoral g's**, lymph-glands situated along the long thoracic artery. **peptic g's**, a set of mucous glands on the mucous membrane of the stomach, believed to secrete the gastric juice. **perspiratory g.**, sweat-gland. **Peyer's g's**, lymphatic glands, chiefly of the ileum, in part solitary and partly in patches. **pharyngeal g.** Same as *guttural g.* **Philip's g's**, enlarged glands above the clavicle, seen in children with tuberculosis. **pilous g.**, the sebaceous gland of a hair-follicle. **pineal g.** See *pineal body,* under *body* **pituitary g.**, the hypophysis cerebri, or pituitary body. **prehyoid g's**, the parathyroid glands **preputial g's**, Tyson's glands **prostate g.**, a gland surrounding the neck of the bladder and the urethra in the male. **puberty g's**, Steinach's name for the interstitial cells of Leydig in the male and the lutein cells of the ovary in the female. **pyloric g's**, the pepsin-secreting glands of the pyloric portion of the stomach. **racemose g's**, glands composed of acini, arranged like grapes on a stalk. **Rivini's g.**, the sublingual gland. **Rosenmüller's g.** 1. The detached forepart of the lacrimal gland. 2. The lymphatic gland of the femoral ring. **saccular g.**, a gland consisting of a sac, or of sacs, lined with glandular epithelium: if composed of many such sacs, it is a racemose gland. **salivary g.**, any gland that secretes saliva, such as the parotid, submaxillary, or sublingual glands. **Sandstroem's g's**, the parathyroids. **Schüller's g's**, diverticula of the ducts of Gärtner. **sebaceous g., sebiferous g.**, any gland secreting sebaceous matter: chiefly situated in the corium, or true skin. **secreting g's**, glandular organs in which the blood within the capillaries comes into close relation with epithelial cells, whereby

certain elements are separated from the blood. **sentinel g.**, an enlarged gland on the omentum, regarded as indicating the existence of an ulcer of the stomach opposite to it. **seromucous g.**, a gland secreting a substance both mucous and albuminous. **serous g.**, a racemose or other gland that secretes a thin, watery fluid, such as those of the back part of the tongue. **Serres's g's**, pearly masses of epithelial cells near the surface of the gum of the infant. **sexual g.**, a testicle or an ovary. **Sigmund's g's**, the epitrochlear lymph-nodes. **Skene's g's**, two glands just within the meatus of the female urethra: regarded as homologues of the seminal vesicles. **solitary g's**, the lymph-follicles of the small intestine. **splenolymph g's**. See *hemolymph g's*. **staphyline g's**, palatine glands. **subauricular g.**, a lymph-gland below and behind the ear. **sublingual g.**, the smallest of the salivary glands, placed beneath the tongue on either side. **submaxillary g.**, a salivary gland on either side, below the angle of the lower jaw. **sudoriparous g's**, the glands of the skin that secrete sweat **suprarenal g.**, a flattened body situated in the retroperitoneal tissue at the upper end of each kidney. It consists of an internal medulla and external cortex enclosed in a connective-tissue sheath or capsule. It is one of the ductless glands furnishing an internal secretion (adrenalin or epinephrin) which causes contraction of the musculature of the blood-vessels and consequently rise in blood-pressure. Called also *adrenal body, adrenal gland, suprarenal body*, and *suprarenal capsule*. **Suzanne's g.**, a mucous gland of the mouth, beneath the alveolingual groove. **sweat-g.** See *sweat-gland*. **synovial g's**, haversian glands. **tarsal g's.** Same as *meibomian g's* **tarsoconjunctival g's**, meibomian glands **Theile's g's**, gland-like formations in the walls of the cystic duct and in the pelvis of the gall-bladder. **thymus g.** See *thymus*. **thyroid g., thyreoid g.**, the thyroid body; a large, ductless or chylopoietic organ in front of and on either side of the trachea. It is made up of two *lateral lobes* and an *isthmus*, which unites them below. It is inclosed in a thin envelop of connective tissue, and is composed of a number of closed follicles, or alveoli, which are usually filled with colloid material, and are surrounded by a network of vessels which is supported by the interstitial connective tissue. The thyroid gland is believed to take part in the development and distribution of mucin and other important physiologic functions. **thyroid g., accessory**, a small exclave of the thyroid body **Tiedemann's g's**, Bartholin's glands. **trachoma g's**, lymphoid follicles of the conjunctiva, found chiefly near the inner canthus of the eye. **tubular g.**, any gland made up of or containing a tubule or a number of tubule **tympanic g.**, a small reddish mass situated on Jacobson's nerve in the tympanic canal. **Tyson's g's**, the odoriferous glands: small sebaceous glands of the corona of the penis and of the labia pudendi. **unicellular g.**, a gland which consists of a single cell; a cell which performs a secretory function, as a goblet-cell. **urethral g's.** Same as *Littré's g's*. **uterine g's**, tubular glands of the endometrium. **vaginal g.**, any gland of the vaginal mucous membrane. **vascular g.** 1. A glomus. 2. A hemolymph gland. **vestibular g.** Same as *vulvovaginal g.* **Virchow's g.**, a lymphatic gland behind the clavicular insertion of the sternomastoid muscle. **vitelline g.** See *vitellarium* **vulvovaginal g.**, a minute gland on either side of the vagina, with a duct opening near the nymphæ. **Waldeyer's g's**, acinotubular glands in the inner skin of the attached edge of the eyelid. **Wasmann's g's**, the peptic glands. **Weber's g's**, the tubular mucous glands of the tongue. **Willis' g's**, the corpora albicantia. **g's of Zeiss**, sebaceous glands of the free edges of the eyelids. **Zuckerkandl's g.**, a small yellow mass occasionally seen between the two geniohyoid muscles, thought to be an accessory thyroid.

glandebalæ (glan-deb'al-e). The hairs of the axilla.

glanderous (glan'der-us). Of the nature of or affected with glanders.

glanders (glan'derz) [L. *mal'leus*]. A disease of horses, communicable to man, and due to *Pfeifferell'a mal'lei* (*Bacil'lus mal'lei*). It is marked by acute febrile symptoms, inflammation of mucous membranes, especially of the nose, with a purulent discharge from the nose and an eruption of isolated nodules on the skin and mucous membranes. These nodules coalesce and break down, forming deep ulcers, which may end in necrosis of cartilages and bones. In man the disease usually runs an acute course, ending in the typhoid state and in death. Called also *equinia Farcy* is a chronic form of this disease. **African g., Japanese g.** See *lymphangitis epizootica*.

glandilemma (glan-dil-em'ah) [*gland* + Gr. λέμμα sheath]. The capsule or outer envelop of a gland.

glandon (glan'don). A preparation of thyroid gland, adonidin, and sodium cacodylate in tabloid form.

glandula (gland'u-lah), pl *glan'dulæ* [L.]. A gland; a glandule or small gland. **g. areola'ris** [B N A], **gland'ulæ areola'res montgome'rii.** See *Montgomery's glands*, under *gland* **g. clau'sa** [B N A], a ductless gland. **g. concre'ta.** See *Monro's gland*, under *gland*. **g. cu'tis** [B N A], any one of the glands of the skin **g. gale'ni**, the upper and larger part of the lacrimal gland. **g. inci'siva**, a small intra-oral gland in the median line near the teeth. **g. monro'i**, the lower portion of the lacrimal gland **g. suprarena'lis**, the suprarenal gland. **gland'ulæ suprarena'les sic'cæ**, desiccated suprarenal glands **gland'ulæ thyroid'eæ sic'cæ**, desiccated thyroid glands. **g. vestibula'ris bartholi'ni.** See *Bartholin's gland*, under *gland*.

glandular (gland'u-lar). Pertaining to or of the nature of a gland **g. fever.** See under *fever*.

glandule (gland'ūl) [L. *glan'dula*]. A small gland.

glandulen (gland'u-len). A therapeutic preparation of the bronchial glands of the sheep used in tuberculosis.

glandulin (gland'u-lin). A therapeutic extract of the bronchial glands of sheep used in tuberculosis.

glandulous (gland'u-lus) [L. *glandulo'sus*]. Abounding in kernels or small glands

glans (glanz), pl *glan'des*. Latin for *gland*. **g. clitor'idis**, the distal end of the clitoris. **g. pe'nis**, the head, or terminal end, of the penis.

glare. A condition of discomfort in the eye and of depression of central vision produced when a bright light enters the field of vision, especially when the eye is adapted to dark The amount of glare is directly proportional to the candle-power of the light and inversely proportional to the distance of the light from the eye and to its angular distance from the visual axis. *Direct g.*, when the image of the light falls on the fovea; *peripheral g.*, when it falls outside of the fovea.

glaserian (gla-se're-an) [named for or described by Johann Heinrich *Glaser* (Glaserius), Swiss anatomist, 1629–1675]. See under *fissure*, etc.

glass (glas) [L. *vit'rum*]. A hard, brittle, and often transparent substance, usually consisting of the fused amorphous silicates of potassium or sodium, and of calcium, with silica in excess. **crown g.**, a hard glass; a silicate of sodium (or potassium) with lime and alumina. **flint g.**, a soft glass, mainly composed of lead and potassium silicates. **soluble g., water g.**, a potassium or sodium silicate: somewhat in use in preparing immovable bandages.

glasses. See *spectacles*. **bifocal g.**, **Franklin g.**, those which have two different refracting powers, one in the upper and the other in the lower part of the lenses. **hyperbolic g.**, those ground with a section of a hyperbolic curve. **periscopic g.** See under *lens*. **prismatic g.**, are made of prisms, and are used in paralysis and insufficiency of the ocular muscles. **snow-g.**, spectacles worn to prevent snow-blindness. **stenopaic g.**, a form having a narrow slit or a small hole in a blackened disk: used in examining for astigmatism.

glass-pox. Amaas.

glassy (glas'e). Resembling glass; hyaline or vitreous.

Glauber's salt (glaw'berz) [Johann Rudolf *Glauber*, German physician and chemist, 1604–1668]. See *sodium sulphate*.

glaucin (glaw'sin). A yellow, crystalline alkaloid, $C_{21}H_{25}NO_4$, from *Glaucium flavum*.

glaucoma (glaw-ko'mah) [Gr. γλαυκός green]. A disease of the eye marked by intense intra-ocular pressure, resulting in hardness of the eye, atrophy of the optic disk, and blindness. **g. absolu'tum, g. consumma'tum,** glaucoma resulting in total blindness and great hardness of the eyeball: the final stage of inflammatory glaucoma **apoplectic g.**, that which is associated with retinal hemorrhage. Called also *hemorrhagic g.* **auricular g.**, that associated with increased intralabyrinthine pressure. **Donders' g.**, simple atrophic glaucoma **fulminant g.**, a sudden and intensely acute form of inflammatory glaucoma with immediate loss of sight and perception of light (A. von Graefe). **hemorrhagic g.**, that which is caused by pressure from retinal hemorrhage (Graefe). **inflammatory g.**, a form attended with ciliary congestion, corneal opacity, and blindness, recurring in paroxysmal attacks. **malignant g.**, glaucoma that grows rapidly worse in spite of iridectomy **secondary g.**, a glaucoma that is consequent upon some other eye disease. **g. sim'plex**, a form with no pronounced inflammatory symptoms, but attended with progressive loss of vision.

glaucomatous (glaw-ko'mat-us). Pertaining to or of the nature of glaucoma.

glaucosuria (glaw-ko-su're-ah) [Gr. γλαυκός green + οὖρον urine]. Indicanuria.

gleet (glēt). A chronic form of gonorrheal urethritis **nasal g.**, a chronic catarrhal discharge from the nose of horses, having a bluish, creamy appearance and a bad odor.

gleety (glēt'e). Pertaining to or of the nature of gleet.

Glénard's disease, test, theory (glā-narz') [Frantz *Glénard*, French physician, 1848–1920] See under *disease, tests, theory*.

glenohumeral (gle-no-hu'mer-al). Pertaining to the glenoid cavity and to the humerus.

glenoid (gle'noid) [Gr γλήνη cavity + εἶδος form]. 1. Resembling a pit or socket. 2. Pertaining to the glenoid cavity or to its glenoid fossa.

Glenospora (gle-nos'po-rah). A genus of fungi. *G graph'ii* has been found in otomycosis.

glenosporosis (gle-nos-po-ro'sis). Infection with Glenospora.

Gley's cells, glands (glāz) [Eugène *Gley*, French physiologist, born 1857]. See under *cell* and *gland*.

glia (gli'ah) [Gr γλία glue]. The neuroglia.

gliacyte (gli'as-īt) [*glia* + Gr. κύτος cell]. A cell of the neuroglia.

gliadin (gli'ad-in) [Gr. γλία glue]. An alcohol-soluble protein obtainable from wheat.

glial (gli'al). Pertaining to glia or neuroglia.

glidine (gli'din). A proprietary vegetable protein food prepared from wheat.

gliobacteria (gli"o-bak-te're-ah) [Gr. γλία glue + *bacteria*]. Rod-shaped schizomycetes which are surrounded by a zoöglea.

glioblastoma (gli"o-blas-to'mah) [Gr. γλία glue + βλαστός germ + ωμα tumor]. Glioma.

gliococcus (gli-o-kok'us) [Gr. γλία glue + κόκκος berry]. A micrococcus forming gelatinous matter.

glioma (gli-o'mah) [Gr. γλία glue + -ωμα tumor]. Malignant sarcoma of a structure resembling neuroglia (Virchow). It occurs only in nervous tissue, and consists of a homogeneous matrix containing numerous granular nucleated cells **g. endoph'ytum,** glioma of the retina beginning in the inner layer. **g. exoph'ytum,** glioma of the retina beginning in the outer layer. **g. ret'inæ,** a tumor of the retina resembling glioma of the cerebrum. Called also *fungus medullaris oculi*. **g. sarcomato'sum,** a gliosarcoma. **telangiectatic g.,** glioma containing blood-vessels.

gliomatosis (gli-o-mat-o'sis). Excessive development of the neuroglia, especially of the spinal cord, in certain cases of syringomyelia.

gliomatous (gli-o'mat-us). Affected with or of the nature of glioma.

gliomyoma (gli"o-mi-o'mah). A tumor containing gliomatous and myomatous tissue.

gliomyxoma (gli"o-miks-o'mah). Glioma blended with myxoma.

glioneuroma (gli"o-nu-ro'mah). A tumor containing both gliomatous and neuromatous elements.

gliosa (gli-o'sah) [Gr. γλία glue]. The gray matter of the spinal cord which covers the head of the dorsal horn and surrounds the central canal.

gliosarcoma (gli"o-sar-ko'mah) [Gr. γλία glue + *sarcoma*] A sarcoma containing glia-cells. **g. ret'inæ,** glioma retinæ.

gliosis (gli-o'sis). The diseased condition associated with the presence of gliomata or with the development of neuroglia tissue. **perivascular g.**, a form of arteriosclerotic insanity marked by increase of the neuroglia about the diseased blood-vessels of the brain. **spinal g.**, syringomyelia.

Gliric'ola porcel'li. A biting louse found on guinea-pigs.

glischrin (glis'krin) [Gr γλίσχρος clammy]. A kind of mucin produced in urine by *Bacte'rium glischro'genes*.

glischruria (glis-kru're-ah) [Gr γλίσχρος gluey + οὖρον urine]. The presence of glischrin in the urine, a form of mucinuria.

Glisson's capsule (glis'unz) [Francis *Glisson*, English physician and anatomist, 1597–1677]. See *capsule*.

glissonitis (glis-on-ī'tis). Inflammation of Glisson's capsule.

globeol (glo'be-ol). A proprietary blood tonic, said to be prepared from globular protoplasm, dried blood-serum, and colloid iron and manganese.

globin (glo'bin) [L *glo'bus* globe]. The protein constituent of hemoglobin; also any member of a group of proteins similar to the typical globin.

globinometer (glo-bin-om'e-ter) An instrument used in determining the proportion of oxyhemoglobin in the blood.

globoid bodies (glo'boid). See under *body*.

globon (glo'bon). A trade-name for a preparation of pure dried albumin obtained by the decomposition of phosphorus protonucleins. It is a yellowish, tasteless powder, insoluble in water, and is used as a nutritive. Adult dose, ½–1 dr. (1.95–3.9 gm.).

globose (glo'bōs) [L. *glo'bus* a ball]. Globe shaped, spherical.

globular (glob'u-lar). Like a globe or globule.

globularetin (glob"u-lar-e'tin). A derivative, C_9H_6O, of the decomposition of globularin. It is a diuretic, cholagogue, and purgative.

Globularia (glob-u-la're-ah). Trypanosoma.

globularin (glob-u-la'rin). A bitter glucosid, $C_{15}H_{20}O_8$, from *Globula'ria al'ypum:* its action resembles that of caffein, and it lessens the secretion of urine.

globule (glob'ūl) [L. *glob'ulus* a globule]. 1. A small spheric mass; a little globe or pellet, as of medicine. 2. A blood-disk or corpuscle; a lymph-corpuscle; a fat-corpuscle in milk. **dentin g's,** small spheres of dentin in the spaces of the peripheral dentin. **directing g's, extrusion g's, polar g's,** minute rounded, cell-like masses derived from the germinal vesicle and the vitellus, and expelled from the maturing ovum before impregnation: they lie between the ovum and vitelline membrane. They have been found in some mammals and in many invertebrates. **Dobie's g.,** a minute stainable mass in the middle of the transparent disk of a muscle fibril. **Morgagni's g's,** minute hyaline spheres sometimes found between the eye-lens and its capsule, chiefly in cases of cataract.

globulicidal (glob"u-lis-i'dal) [L. *globu'lus* globule + *cæ'dere* to kill]. Destroying the blood-corpuscles.

globulicide (glob'u-lis-īd). 1. An agent that destroys blood-corpuscles. 2. Globulicidal.

globuliferous (glob-u-lif'er-us). Taking up or destroying the blood-corpuscles.

globulimeter (glob-u-lim'et-er) [*globule* + Gr. *μέτρον* measure]. An instrument for determining the number of blood-globules in a given quantity of blood.

globulin (glob'u-lin) [L. *globu'lus* globule]. A class of proteins characterized by being insoluble in water and alcohol, but soluble in 0.5–1 per cent. solution of some neutral salt, from which solution they may be precipitated by heat. Examples of globulins are edestin, serum-globulin, lactoglobulin, cell-globulin, myoglobulin, myosin, musculin, and fibrinogen. **antidiphtheritic g.,** concentrated and purified antidiphtheritic serum **antitoxic g.,** a globulin with which is associated the antitoxic properties of the serum **crystalline g.,** a globulin obtainable from the seeds of pumpkins, etc. **fibrin-g.,** a globulin body found in the blood-serum after coagulation and thought to be split off from the fibrinogen during clotting. **serum-g.,** the globulin of the blood-serum. **vegetable g.,** same as *crystalline g.*

globulinuria (glob"u-lin-u're-ah) [*globulin* + Gr. *οὖρον* urine]. The presence of globulin or of globulins in the urine.

globulolysis (glob-u-lol'is-is) [*globule* + Gr. *λύσις* solution]. Destruction of solution of blood-corpuscles.

globulolytic (glob"u-lo-lit'ik). Destructive to red blood-corpuscles; hematolytic.

globulose (glob'u-lōs). A proteose produced by action of pepsin on the globulins; several varieties have been described.

globulus (glob'u-lus), pl. *glob'uli* [L.]. 1. The nucleus globosus. 2. A pill, bolus, or spheric suppository.

globulysis (glo-bu'lis-is) [*globule* + Gr *λύσις* solution] Hemolysis of red blood-corpuscles.

globus (glo'bus). Latin for *sphere* or *ball.* **g. of the heel,** that portion of the wall of a horse's hoof where it curves around the heel to form the bar. **g. hyster'icus,** the subjective sensation of choking; a lump in the throat: a condition frequently seen in hysteria. **g. ma'jor,** the head or upper and larger end of the epididymis. **g. mi'nor,** the smaller and distal end of the epididymis. **g. pal'lidus** [B N A], the pale interior of the lenticular nucleus.

glome (glōm). Either of the two prominences on the posterior edge of the frog of a horse's foot.

glomerate (glom'er-āt) [L. *glomera'tus* wound into a ball]. Crowded together into a ball.

glomerular (glo-mer'u-lar). Pertaining to or of the nature of a glomerulus.

glomerule (glom'er-ūl). Same as *glomerulus.*

glomerulitis (glom-er-u-li'tis). Inflammation of the glomeruli of the kidney.

glomerulonephritis (glom-er"u-lo-nef-ri'tis) [*glomerulus* + *nephritis*]. Same as *glomerulitis.*

glomerulose (glom-er'u-lōs). Glomerular.

glomerulus (glom-er'u-lus), pl. *glomer'uli* [L. dim. of *glo'mus* ball]. 1. A tuft or cluster. 2. A coil of blood-vessels projecting into the expanded end or capsule of each of the uriniferous tubules. **malpighian g.** Same as *glomerulus* (2d def.). **olfactory g.,** any one of a set of small globular masses of dense neuropil in the olfactory bulb containing the first synapse in the olfactory pathway. **Ruysch's g.,** a malpighian tuft.

glomus (glo'mus) [L.]. A fusiform swelling of the carotid plexus found at the junction of the body of the lateral ventricle with the descending horn. **g. carot'icum.** See *carotid gland,* under *gland.* **g. choroi'deum,** an enlargement of the choroid plexus of the lateral ventricle where the inferior horn joins the central part. **g. coccyge'um,** the coccygeal gland.

glonoin (glo-no'in). Nitroglycerin; also a homeopathic preparation of the same.

glonoinism (glo-no'in-izm). The toxic effect produced by nitroglycerin.

glossagra (glos-a'grah, glos'ag-rah) [Gr *γλῶσσα* tongue + *ἄγρα* seizure]. Gouty pain of the tongue

glossal (glos'al) [Gr. *γλῶσσα* tongue]. Pertaining to the tongue.

glossalgia (glos-al'je-ah) [Gr *γλῶσσα* tongue + *ἄλγος* pain]. Pain in the tongue.

glossanthrax (glos-an'thraks) [Gr. *γλῶσσα* tongue + *ἄνθραξ* anthrax]. Carbuncle of the tongue.

glossectomy (glos-ek'to-me) [Gr. *γλῶσσα* tongue + *ἐκτομή* excision]. Surgical removal of the tongue; elinguation.

Glossina (glos-i'nah). A genus of biting flies, the tsetse flies. **G. mor'sitans,** a fly of South Africa which transmits by its bite the *Trypanosoma bru'cei,* the cause of nagana in horses and is also the transmitter of *T. rhodesiense* the cause of the sleeping sickness of Rhodesia. **G. pallid'ipes,** a fly which transmits *T. brucei.* **G. palpa'lis,** a species of Central Africa which transmits by its bite *T. gambiense,* the organism of Africa sleeping sickness. Other species which probably transmit trypanosomes to animals and to man are· *G. brevipennis, G. fusca, G. longipalpis, G. longipennis, G. pallicera, G. tachinoides.*



Glossina morsitans.



Glossina palpalis.

glossitis (glos-i'tis) [Gr. *γλῶσσα* tongue + *-ιτις* inflammation]. Inflammation of the tongue. **g. area'ta exfoliati'va,** geographic tongue. See under *tongue.* **g. dis'secans, dissecting g.,** a chronic form in which the tongue is deeply furrowed. **idiopathic g., parenchymatous g.,** inflammation of the substance of the tongue and its mucous membrane. **Moeller's g.,** chronic superficial glossitis, or glossodynia exfoliativa; an affection of the tongue sometimes extending to the cheeks and palate, affecting middle-aged people

especially women, and marked by burning pain and by red irregular patches, thinning of the papillæ, and desquamation of the stratum corneum. **parasitic g.** Same as *glossophytia*.

glossocele (glos'o-sēl) [Gr. γλῶσσα tongue + κήλη tumor] Swelling and protrusion of the tongue.

glossocinesthetic (glos''o-sin-es-thet'ik). Glossokinesthetic.

glossocoma (glos-ok'o-mah). Retraction of the tongue.

glossodynamometer (glos''o-di-nam-om'et-er) [Gr. γλῶσσα tongue + *dynamometer*]. An instrument for recording the power of the tongue to resist pressure.

glossodynia (glos-o-din'e-ah) [Gr. γλῶσσα tongue + ὀδύνη pain]. Pain in the tongue. **g. exfoliati'va.** See *Moeller's glossitis*, under *glossitis*.

glosso-epiglottidean (glos''o-ep-e-glot-id'e-an). Pertaining to the tongue and epiglottis.

glossograph (glos'o-graf) [Gr. γλῶσσα tongue + γράφειν to record]. An apparatus for recording the tongue movements in speech.

glossohyal (glos-o-hi'al) [*glosso-* + *hyoid*]. Pertaining to the tongue and hyoid bone.

glossokinesthetic (glos''o-kin-es-thet'ik) [Gr. γλῶσσα tongue + *kinesthetic*]. Pertaining to the subjective perception of the movements of the tongue in speech.

glossology (glos-ol'ŏ-je) [Gr. γλῶσσα tongue + λόγος treatise]. 1. The sum of knowledge regarding the tongue. 2. A treatise on nomenclature

glossolysis (glos-ol'is-is) [Gr. γλῶσσα tongue + λύσις loosening]. Paralysis of the tongue.

glossomantia (glos-o-man-ti'ah) [Gr. λγῶσσα tongue + μαντία divination]. Prognosis based on the appearance of the tongue.

glossoncus (glos-ong'kus) [Gr. γλῶσσα tongue + ὄγκος mass]. A swelling of the tongue.

glossopalatinus (glos''o-pal-at-i'nus). A small muscle which constitutes the larger part of the anterior pillar of the fauces.

glossopathy (glos-op'ath-e) [Gr γλῶσσα tongue + πάθος suffering]. Any disease of the tongue.

glossopharyngeal (glos''o-fah-rin'je-al) [Gr. γλῶσσα tongue + φάρυγξ pharynx] Pertaining to the tongue and pharynx See *nerves, table of*.

glossopharyngeum (glos''o-fah-rin'je-um) [Gr. γλῶσσα tongue + φάρυγξ pharynx]. The tongue and pharynx together.

glossopharyngeus (glos''o-far-in'je-us). See *muscles, table of*.

glossophytia (glos-o-fit'e-ah) [Gr. γλῶσσα tongue + φυτόν growth]. Black tongue. See under *tongue*.

glossoplasty (glos'o-plas-te) [Gr. γλῶσσα tongue + πλάσσειν to mold]. The plastic surgery of the tongue.

glossoplegia (glos-o-ple'je-ah) [Gr. γλῶσσα tongue + πληγή stroke]. Paralysis of the tongue.

glossoptosis (glos-op to'sis) [Gr. γλῶσσα tongue + πτῶσις fall]. Downward displacement of the base of the tongue.

glossopyrosis (glos''o-pi-ro'sis) [Gr. γλῶσσα tongue + πύρωσις burning]. A burning sensation in the tongue.

glossorrhaphy (glos-or'af-e) [Gr. γλῶσσα tongue + ῥαφή suture]. Suture of the tongue.

glossoscopy (glos-os'ko-pe) [Gr. γλῶσσα tongue + σκοπεῖν to examine]. Examination of the tongue.

glossospasm (glos'o-spazm) [Gr. γλῶσσα tongue + σπασμός spasm] Spasm of the tongue muscles.

glossotilt (glos'o-tilt) [Gr. γλῶσσα tongue + τίλλειν to pull]. A lever which holds the tongue in one of the processes for artificial respiration.

glossotomy (glos-ot'o-me) [Gr. γλῶσσα tongue + τέμνειν to cut]. Incision or excision of the tongue.

glossotrichia (glos-o-trik'e-ah) [Gr. γλῶσσα tongue + θρίξ hair]. Hairy tongue.

glottic (glot'ik) [Gr. γλῶττα tongue]. 1. Pertaining to the glottis. 2. Pertaining to the tongue.

glottis (glot'is) [Gr. γλωττίς]. The aperture, or chink, between the vocal cords, together with all that part of the larynx which is concerned in voice-production. **false g.**, the space between the false vocal cords. **true g.**, the opening between the true vocal cords. **vocal g.**, the rima vocalis: the opening between the vocal cords.

glottitis (glot-i'tis). Same as *glossitis*.

glottology (glot-ol'o-je). Same as *glossology*.

glou-glou (gloo'gloo) [Fr.]. 1. A gurgling sound produced in the stomach by various causes, such as the pressure of a corset. 2. A rattling sound sometimes heard in auscultation of the heart.

glucal (glu'kal). An aldehyd derivative, $C_6H_{10}O_4$, of glucose.

glucarsenan (glu-kar'sen-an). A combination of arsphenamin and glucose; said to be less toxic than arsphenamin.

glucarsenol (glu-kar'sen-ol). A solution of novarsenobenzol in glucose with stovain and guaiacol for intramuscular injection.

glucase (glu'kās). A ferment from plants and microorganisms, changing starch into dextroglucose.

glucatonia (glu-kat-o'ne-ah) [Gr. γλυκύς sweet + *atonia*]. Reduction of blood-sugar as a result of insulin injection to a point where pathologic symptoms are produced; *insulin shock*.

glucemia, glucæmia (glu-se'me-ah). Same as *glycemia*.

glucid (glu'sid). See *saccharin*.

glucides (glu'sīds). Organic substances consisting in whole or part of carbohydrates. The term is a general one embracing the carbohydrates and glucosids. Glucide is also the U. S. P. name for saccharin.

glucidin (glu-si'din). An alkaloid of unknown composition from certain species of Papaver.

glucidtemns (glu'sid-tems). A collective name for the products produced by the digestion of starch, namely, dextrin, maltose, and glucose.

glucin (glu'sin). Sodium amidotriazinsulphonate: a patented sweetening agent, about one hundred times as sweet as cane-sugar.

glucinum (glu-si'num). Same as *beryllium*. See *elements, table of*.

gluciphore (glu'sif-ōr). A group of atoms which is able to form sweet compounds by combining with other tasteless atoms. The atoms with which a gluciphore unites is called an *auxogluc*.

gluck (gluk). A clucking noise sometimes made by a horse, due to spasm of the velum palati.

glucohemia (glu-ko-he'me-ah). Same as *glycohemia*.

glucokinin (glu-ko-kin'in) [Gr. γλυκύς sweet + κινεῖν to move]. A hormone-like substance obtained from vegetable tissues and yeast, subcutaneous injection of which produces hypoglycemia in animals and acts on depancreatized dogs in a manner similar to insulin; called also *plant insulin*.

glucolysis (glu-kol'is-is). Same as *glycolysis*.

glucolytic (glu-ko-lit'ik). Same as *glycolytic*.

gluconic acid (glu-kon'ik). See under *acid*.

glucophenetidin (glu''ko-fen-et'id-in). A derivative from paraphenetidin and glucose, in silky white needles.

glucoprotein (glu-ko-pro'te-in). Same as *glycoprotein*.

glucopyron (glu-ko-pi'ron). Murlin's preparation from the pancreas, recommended for treatment of diabetes.

glucosamin (glu-ko-sam'in). An alpha-amino-derivative of glucose, $CH_2OH(CHOH)_3CH(NH_2)$-

CHO, obtained from mucin and chitin by hydrolysis. Called *glycosamin* and *dextrosamin*. **acetyl g.**, the structural unit of chitin.

glucosane (glu'ko-sān). A polysaccharose which on hydrolysis yields a hexose.

glucosazone (glu-ko-sa'zōn) The phenyl-osazone of glucose, $CH_2OH(CHOH)_3C(N.NH\,C_6H_5).CH.N.NH.C_6H_5$. It is a yellow crystalline substance produced by treating glucose with phenylhydrazin and acetic acid. The crystals melt at 205° C. and may be used in the identification of glucose.

glucose (glu'kōs) [Gr. γλυκύς sweet]. Grape-sugar, or dextrose, $C_6H_{12}O_6$ or $CH_2OH(CHOH)_4CHO$, a form of sugar from honey, fruit, etc., also from blood and lymph and from diabetic urine: commercially, it is prepared from maize by hydrolysis of the starch. Glucose is a colorless, crystalline compound, soluble in water, and having the property of rotating polarized light to the right. Commercial glucose is thick and syrupy due to incomplete hydrolysis of the starch. **Brun's g.**, a histologic clearing solution composed of glucose, 240 gm.; distilled water, 840 c.c; camphor, 60 gm.; and glycerin, 60 c.c. **new g.**, an unknown form of glucose into which ordinary food glucose is changed in the body before it is utilized.

glucosid, glucoside (glu'ko-sid). Any vegetable principle that may be decomposed into glucose and another principle. Chemically a glucosid may be defined as a carbohydrate compound formed by union of a sugar with a non-sugar accompanied by the elimination of water.

glucosidase (glu'ko-si-dās). An enzyme which splits a glucosid.

glucosidolytic (glu''ko-si-do-lit'ik). Causing the splitting up of glucosids.

glucosin (glu'ko-sin). 1. An odorless, white, sweet, crystalline powder: used in place of sugar in diabetes and rheumatism. 2. Any one of a group of bases derived from glucose by the action of ammonia: some are highly toxic.

glucosone (glu'ko-sōn). An adehyd ketone, $CH_2OH.(CHOH)_3.CO.CHO$, formed from phenyl glucosazon by oxidation with strong HNO_3. It is claimed that it can be utilized by the diabetic organism.

glucosum (glu-ko'sum). Glucose.

glucosuria (glu-ko-su're-ah) [*glucose* + Gr. οὖρον urine]. Same as *glycosuria*.

glucuronate (glu-ku'ron-āt). Same as *glycuronate*.

glucuronic acid (glu-ku-ron'ik). Glycuronic acid.

glue (gloo). An adhesive preparation in the form of impure gelatin derived from boiling certain animal substances, such as hoofs, in water. **Sinclair's g.**, ordinary glue, 50 pints; water, 50 pints, glycerin, 2 pints; calcium chlorid, 2 pints; thymol, 1 pint; heat to 100° F. in a water-bath.

Gluge's corpuscles (gloo'gēz) [Gottlieb *Gluge*, German pathologist, 1812–1898]. See *corpuscle*.

Gluge's lyssæ. The ultramicroscopic microsporidian organism causing rabies.

glulol (glu'lol). A proprietary formalin-gelatin preparation: used as a surgical dressing.

gluside, glusidum (glu'sīd, glu-si'dum). The U. S. P. name for saccharin. **soluble g.**, soluble saccharin.

glutæus (glu-te'us) [Gr. γλουτός buttock]. See *muscles, table of*.

glutamic acid (glu-tam'ik). See under *acid*.

glutamin (glu-tam'in). The mono-amid of aminoglutaric acid, $COOHCHNH_2(CH_2)_2CONH_2$, found in the juices of many plants.

glutannol (glu-tan'ol). An intestinal astringent made from fibrin and tannic acid. Dose, 5–30 gr. (0.333–2 gm.).

glutathione (glu-tah-thi'ōn) [*glutamic* acid + Gr. θεῖον sulphur]. A combination of cystin and glutamic acid isolated from animal and plant tissues; it has the property of taking up hydrogen from hydrogen donators and then giving it up to reducible substances.

gluteal (glu'te-al) [Gr. γλουτός buttock]. Pertaining to the buttocks.

glutelin (glu'te-lin). A simple protein, insoluble in all neutral solvents, but readily soluble in very dilute acids and alkalis and coagulable by heat. It occurs in seeds of cereals.

gluten (glu'ten) [L. "glue"] The protein of wheat and other grains which gives to the dough its tough elastic character. **g.-casein**, a protein preparation employed in intestinal surgery to excite adhesive inflammation

glutenin (glu'ten-in). The glutelin of wheat.

gluteofemoral (glu''te-o-fem'or-al) [*gluteal* + *femoral*]. Pertaining to the buttock and thigh.

gluteo-inguinal (glu''te-o-in'gwin-al). Pertaining to the buttock and groin.

gluteus (glu-te'us). See *muscles, table of*.

glutin (glu'tin). 1. A viscid substance from the gluten of wheat· gluten-casein. 2. Gelatin in its soft, dissolved, or gelatinous state.

glutinous (glu'tin-us) [L. *glutino'sus*]. Sticky; adhesive; gluey.

glutitis (glu-ti'tis) [Gr. γλουτός buttock + -ιτις inflammation]. Inflammation of the buttock.

glutoform (glu'to-form). See *glutol*.

glutoid (glu'toid). A preparation of gelatin and formaldehyd, not digestible in the stomach, but readily so in the intestine. It is used for making capsules to be used in intestinal medication.

glutol (glu'tol). Formalin-gelatin; an antiseptic compound of gelatin and formaldehyd, in the form of a white powder, insoluble in water used as an agglutinant and protective dressing for wounds. Called also *glutoform*.

glutolin (glu'to-lin). An albuminoid substance found in paraglobulin and thought to be a constant constituent of blood-plasm.

glutose (glu'tōs). An artificial glucid which resembles glucose in many of its chemical reactions and which is fermented by Bacillus coli, but which seems to be inert in the body. It is probably a keto-hexose, perhaps $CH_2OH(CHOH)_2CO\,CHOH.CH_2OH$

Gluzinski's test (gloo-zin'skēz) [Anton *Gluzinski*, a physician in Lemberg]. See under *tests*.

glybrid (gli'brid). An antiseptic paste of boric acid, antifebrin, and glycerin.

glycase (gli'kās). An enzyme which converts maltose and maltodextrin into dextrose.

glycasine (gli-ka'sīn). A proprietary ointment base consisting largely of alkali stearates and glycerin.

glyceleum, glycelæum (gli-sel-e'um) [Gr. γλυκύς sweet + ἔλαιον olive oil]. An ointment-base which contains 6 parts of olive oil, 2 parts of glycerin, and 1 part of almond-meal.

glycemia, glycæmia (gli-se'me-ah) [Gr. γλυκύς sweet + αἷμα blood]. The presence of an abnormally large amount of sugar in the blood.

glycerid, glyceride (glis'er-id). An organic acid ester of glycerol. The natural fats are glycerids of the higher fatty acids. **medullary g.**, a marrow extract used in anemia.

glycerin (glis'er-in) [L. *glyceri'num*]. 1. A syrupy liquid, $C_3H_5(OH)_3$ or $CH_2OH.CHOH.CH_2OH$, from the hydrolysis of oils and fats, in which it is compounded with the various fatty acids. Glycerin is a triatomic alcohol, and is soluble in water and in alcohol. It has a strong affinity for water, and is used to abstract water from the tissues. It is used as an emollient application to the skin, as a vehicle for various substances, as a laxative, as a substitute for sugar in diabetes, and as a medium for mounting in microscopy. Called also *glycerol*. 2. Same as *glycerite*. **g. aldehyd**, a compound,

$CH_2OHCHOH.CHO$, one of the constituents of glycerose. **g.-gelatin peptone,** a culture-medium for the study of microorganisms. **g.-jelly.** See under *jelly*. **g.-phosphoric acid.** See *acid*. **g. trinitrate,** nitroglycerin.

glycerinated (glis'er-in-a-ted). Treated with or preserved in glycerin.

glycerinum (glis-er-i'num). Latin for *glycerin*.

glycerite (glis'er-īt) [L. *glycerī'tum*]. A solution (or mixture) of a medicinal substance in glycerin. **g. of boroglycerin,** boric acid, 31 per cent. **g. of hydrastis,** hydrastis, 1 gram per cubic centimeter. **g. of phenol,** liquefied phenol, 20 per cent. Dose, 5 min. (0.3 c.c.). **g. of starch,** starch, 10 per cent. **g. of tannic acid,** tannic acid, 20 per cent. Dose, 40 min. (2.5 c.c.).

glyceritum (glis-er-i'tum), gen. *glycerī'ti;* pl. *glycerī'ta*. Latin for *glycerite*.

glyceroformol (glis"er-o-for'mol). An antiseptic substance formed by the action of formaldehyd upon glycerin.

glycerogelatin (glis"er-o-jel'at-in). Glycerin-jelly. See under *jelly*.

glycerol (glis'er-ol). 1. Same as *glycerin*. 2. Same as *glycerite*. **acetanilid g.,** a mixture of 40 parts of cold, sterilized glycerol with 1 part of acetanilid powder.

glycerophosphate (glis"er-o-fos'fāt). Any salt of glycerophosphoric acid. several of them are used as nerve tonics.

glyceroplasma (glis"er-o-plaz'mah). An antiphlogistic compound of glycerin, a salicylate, and antiseptics.

glycerose (glis'er-ōz). A sugar formed by oxidizing glycerol There are two glyceroses, glyceric aldehyd and dioxyacetone.

glyceryl (glis'er-il). The trivalent radical, C_3H_5, of glycerol. **g. margarate,** intarvin. **g. trinitrate.** See *nitroglycerin*.

glycid (gli'sid). The oxid of hydroxypropene; it is isomeric with lactic aldehyd and acetol.

glycin (gli'sin). Same as *glycocoll*.

glycinin (glis'in-in). A protein from the soy-bean.

Glyciphagus (gli-sif'ag-us) A genus of mites. **G. bus'ki,** a species which had caused large sores on the foot of a negro in England. **G. domes'ticus (G. pruno'rum)** infests sugar and is the cause of grocer's itch.

glyco- [Gr. γλυκύς sweet]. A prefix meaning sugar.

Glycobacter (gli-ko-bak'ter) [Gr. γλυκύς sweet + *bacterium*]. A microorganism isolated from fecal matter, having the power of converting starch into sugar. It checks alimentary putrefaction and is used like the *Bacillus bulgaricus*. Called also *Glycobacter peptolyticus*.

glycoblastol (gli-ko-blas'tol). A proprietary hair restorer.

glycocholate (gli-ko-kol'āt). A salt of glycocholic acid.

glycocholeic acid (gli-ko-ko-le'ik). See under *acid*.

glycocholic acid (gli-ko-kol'ik). See under *acid*.

glycocin (gli'ko-sin). Same as *glycocoll*.

glycocoll (gli'ko-kol) [Gr. γλυκύς sweet + κόλλα glue]. 1. Gelatin-sugar, CH_2NH_2 COOH, or amino-acetic acid, a colorless crystalline amino-acid derivable from many proteins. Called also *glycin* and *glycocin* 2. Any substance of the group to which glycocoll belongs.

glycocyanin (gli-ko-si'an-in). A nitrogenous compound, guanidin-acetic acid. $NH_2.C(NH).NH.CH_2.COOH$, formed by heating guanidin with glycocoll. When methylated it becomes creatin.

glycoformal (gli-ko-for'mal). An aqueous solution of glycerin and formaldehyd· disinfectant.

glycogelatin (gli-ko-jel'at-in). An ointment-base containing glycerin and gelatin.

glycogen (gli'ko-jen) [Gr. γλυκύς sweet + γεννᾶν to produce]. A carbohydrate, $(C_6H_{10}O_5)n$, from the liver, leukocytes, cartilage, and other tissues. It occurs in the form of an amorphous powder, soluble in water and dextrorotatory, and is colored red by iodin. It is formed in the liver from carbohydrates, being converted into dextrose as the needs of the system require, and carried away in the hepatic vein. It is also called *animal starch*.

glycogenal (gli-ko-jen'al). A compound which occurs in the organism along with glycogen.

glycogenase (gli-ko'jen-ās). An enzyme which splits glycogen into dextrin and maltose.

glycogenesis (gli-ko-jen'es-is) [*glyco-* + *genesis*]. The production of sugar or of glycogen.

glycogenetic (gli"ko-jen-et'ik). Pertaining to the formation of sugar or of glycerin.

glycogenic (gli-ko-jen'ik). Pertaining to glycogenesis or to glycogen.

glycogenolysis (gli"ko-jen-ol'is-is) [*glycogen* + Gr. λύσις solution]. The splitting up of glycogen into dextrose.

glycogenolytic (gli-ko-jen-o-lit'ik). Splitting up glycogen.

glycogenous (gli-koj'en-us). Same as *glycogenetic*.

glycogeny (gli-koj'en-e). See *glycogenesis*.

glycohemia (gli-ko-he'me-ah) [Gr. γλυκύς sweet + αἷμα blood]. The presence of sugar in the blood.

glycoheroin (gli"ko-he-ro'in). A proprietary liquid preparation of heroin, hyoscyamin, and various expectorants. Dose, 1 fl.dr. (4 c.c.).

glycol (gli'kol). 1. Ethylene glycol, $CH_2OH\ CH_2OH$. 2. Any diatomic alcohol.

glycoleucin (gli-ko-lu'sin). Alpha-amino normal caproic acid, $CH_3(CH_2)_3\ CH(NH_2)\ COOH$, obtained as an extractive from brain tissue. Called also *caprin*.

glycolipin (gli-ko-li'pin). A lipoid containing carbohydrate radicals. See *cerebrosid*.

glycolysis (gli-kol'is-is) [Gr. γλυκύς sweet + λύσις solution]. The digestion or hydrolysis of sugar, or its utilization within the living organism.

glycolytic (gli-ko-lit'ik) [Gr. γλυκύς sweet + λύειν to dissolve]. Breaking up or digesting the sugars.

glycometabolic (gli"ko-met-ab-ol'ik). Pertaining to the metabolism of sugar.

glycometabolism (gli"ko-met-ab'o-lizm). The metabolism of sugar.

glycone (gli'kōn) A glycerin suppository.

glyconeogenesis (gli"ko-ne-o-jen'es-is) [Gr. γλυκύς sweet + νέος new + γεννᾶν to produce]. The formation of carbohydrates from molecules which are not themselves carbohydrates, as protein or fat.

glyconin (gli'ko-nin). A preparation of glycerin and the yolk of eggs, glyceritum vitelli.

glyconol (gli'ko-nol). A proprietary cod-liver oil preparation.

glyconucleoprotein (gli"ko-nu-kle-o-pro'te-in). A nucleoprotein having the carbohydrate group largely developed.

glycopexic (gli-ko-pek'sik). Fixing or storing sugar.

glycopexis (gli-ko-pek'sis) [Gr. γλυκύς sweet + πῆξις fixation]. The fixation or storing of sugar or glycogen.

glycophenol (gli-ko-fe'nol). Saccharin.

glycophilia (gli-ko-fil'e-ah) [Gr. γλυκύς sweet + φιλεῖν to love]. A condition in which a very small amount of glucose produces hyperglycemia.

glycophospholipin (gli"ko-fos"fo-li'pin). A phospholipin containing carbohydrate radicals; found in the liver.

glycopolyuria (gli"ko-pol-e-u're-ah) [Gr. γλυκύς sweet + πολύς much + οὖρον urine]. Diabetes with a moderate increase of the sugar of the urine and with a marked increase of uric acid in the blood.

glycoprotein (gli-ko-pro'te-in). Any one of a class of compound proteins consisting of a compound of protein with a carbohydrate group. They are distinguished by yielding in decomposition a product capable of reducing cupric oxid.

The glycoproteins include the mucins, the mucoids, and the chondroproteins.

glycoptyalism (gli-ko-ti'al-izm) [Gr. γλυκύς sweet + πτύαλον saliva]. The presence of glucose in the saliva

glycorrhachia (gli-ko-ra'ke-ah) [Gr. γλυκύς sweet + ῥάχις spine]. Presence of sugar in the cerebrospinal fluid.

glycorrhea (gli-kor-e'ah) [Gr. γλυκύς sugar + ῥοία flow]. Any sugary discharge, as of urine.

glycosal (gli'ko-sal). A monosalicylic-acid glycerin ester, $OH.C_6H_4.CO.O.C_3H_5(OH)_2$· used as an antiseptic and antirheumatic. Dose, 5–50 gr. (0.333–3 gm).

glycosamin (gli-ko-sam'in). Same as *glucosamin*.

glycosecretory (gli"ko-se-kre'to-re). Causing or concerned in the secretion of glycogen.

glycosemia, glycosæmia (gli-ko-se'me-ah). Same as *glycemia*.

glycosid, glycoside (gli'ko-sid). Glucosid.

glycosin (gli-ko'sin). 1. A ring compound formed by the action of concentrated ammonia on glyoxal which sometimes unites with urea in the kidneys, forming uric acid. 2. An extract from the pancreas.

glycosolveol (gli-ko-sol've-ol). A proprietary diabetic remedy.

glycosometer (gli-ko-som'et-er) [Gr. γλυκύς sweet + μέτρον measure]. An instrument used in determining the proportion of sugar in the urine.

glycosuria (gli-ko-su're-ah) [Gr. γλυκύς sweet + οὖρον urine]. The presence of sugar in normal urine, especially when due to hyperglycemia. See also *glycuresis*. **alimentary g., digestive g.,** glycosuria following the ingestion of sugar which in normal conditions would be disposed of. **emotional g.,** glycosuria induced by violent emotion **epinephrin g.,** glycosuria following the injection of adrenal extract. **magnesium g.,** glycosuria due to high concentration of magnesium in the blood. **nervous g.,** glycosuria produced by puncture of the fourth ventricle of the brain or by stimulation of the great splanchnic nerve. **pathologic g.,** a condition in which large amounts of sugar appear in the urine for a considerable period of time. **phloridzin g., phlorizin g.,** glycosuria following the administration of phloridzin. **renal g.,** glycosuria occurring when there is only the normal amount of sugar in the blood. **toxic g.,** glycosuria produced by poisons.

glycotauro (gli-ko-taw'ro). A proprietary concentrated ox-bile freed from bile-pigments.

glycothymolin (gli-ko-thi'mo-lin). A proprietary non-irritant antiseptic and anodyne agent.

glycozone (gli'ko-zōn). A proprietary ozone and hydrogen dioxid preparation.

glycuresis (gli-ku-re'sis). An abnormal increase of sugar in the urine (S. R Benedict), especially the presence of minute amounts of reducing carbohydrates in normal urine without hyperglycemia or diabetes. Cf. *glycosuria*.

glycuronate (gli-ku'ro-nāt). A compound formed by the union of glycuronic acid and some other substance, frequently an aromatic body.

glycuronic acid (gli-ku-ron'ik). See under *acid*.

glycuronuria (gli-ku-ro-nu're-ah). The presence of glycuronic acid in the urine.

glycyl (glis'il). The univalent acid radical, H_2N-CH_2CO, derived from glycocoll.

glycylglycin (glis-il-glis'in). The simplest polypeptid, $CH_2(NH_2).CO\ NH.CH_2.CO_2H$.

glycyltryptophan (glis-il-trip'to-fan). A dipeptid consisting of glycin and tryptophan radicals: used as a test for cancer of stomach. See under *tests*.

Glycyrrhiza (glis-ir-hi'zah) [Gr. γλυκύς sweet + ῥίζα root]. A genus of leguminous plants. The dried rhizome and root of *G. gla'bra* (licorice-root) is demulcent, antibechic, and laxative, and is used in laryngitis and bronchitis and as an ingredient in medicinal preparations. Dose of elixir, 1 fl.dr. (4 c.c.); fluidextract, 1 fl.dr. (4 c.c.); of syrup, 1 fl.dr. (4 c.c.); of compound mixture (brown mixture), ½–1 fl.oz. (15–30 c.c.); of compound powder, ½–2 dr. (2–8 gm.).

glycyrrhizin (glis-ir-hi'zin) [L. *glycyrrhi'zinum*]. A principle, $C_{24}H_{36}O_9$, from licorice-root. **ammoniated g.,** a sweet substance, used like licorice. Dose, 5–15 gr. (0.333–1 gm.).

glykaolin (gli-ka'ol-in). An anodyne and antiphlogistic preparation of glycerin, kaolin, aluminum salicylate, and antiseptics.

glykemia (gli-ke'me-ah). Glycemia.

glymol (gli'mol). A proprietary oil derived from petroleum: destructive to insect vermin.

glyoxylase (gli-ok'sil-as) An enzyme found in various tissues, but not in the pancreas, which can change a glyoxaldehyd into a corresponding glycollic acid and which is probably one of the factors in the conversion of alanin into glucose.

glyoxylic acid (gli-ok-sil'ik). See under *acid*.

glysal (gli'sal). Same as *spirosal*.

Gm., gm. An abbreviation for *gram*.

Gmelin's test (ma'linz) [Leopold *Gmelin*, German physiologist, 1788–1853]. See under *tests*.

gnat (nat). A small dipterous insect. In England the term is applied to misquitos; in America to insects smaller than mosquitos. See *Chironomidæ*. **Buffalo g.,** a sand-fly. See *Simulium*.

gnathalgia (na-thal'je-ah) [Gr. γνάθος jaw + ἄλγος pain] Pain in the jaw.

gnathic (na'thik) [Gr. γνάθος jaw]. Pertaining to the jaw or cheek.

gnathion (na'the-on) [Gr. γνάθος jaw]. The lowest point on the median line of the lower jaw.

gnathitis (na-thi'tis) [Gr. γνάθος jaw + -ιτις inflammation]. Inflammation of the jaw.

Gnathobdellidæ (gnath-o-del'id-e) A family of the Hirudinea which includes the genus *Hirudo*, the leech.

gnathocephalus (na-tho-sef'al-us) [Gr γνάθος jaw + κεφαλή head]. A monster-fetus with no part of the head except the jaws.

gnathodynamometer (nath"o-di-nam-om'et-er) [Gr. γνάθος jaw + *dynamometer*] An instrument for measuring the force exerted in closing the jaws.

gnathodynia (nath-o-din'e-ah) [Gr. γνάθος jaw + ὀδύνη pain]. Pain in the jaw.

gnathoplasty (na'tho-plas-te) [Gr γνάθος jaw + πλάσσειν to mold]. Plastic surgery of the jaw or cheek.

Gnathostoma, Gnathostomum (nath-os'to-mah, -to-mum) [Gr. γνάθος jaw + στόμα mouth]. A genus of nematode worms parasitic in cats, swine, cattle, and sometimes in man **G. hispidum,** a species found in the stomach of pigs in China and which occasionally produces a form of "creeping disease" in man. **G. siamen'se, G. spinig'erum,** a nematode found parasitic in the stomach of cats, dogs, cattle, and swine. It was once found in the subcutaneous tissue of man.

gnathostomiasis (gnath"o-sto-mi'as-is). Infestation with *Gnathostoma*.

Gnathostomidæ (gnath-o-sto'mid-e). A family of the Nematoda characterized by having fine spines over the body. There is only one important genus: *Gnathostoma*.

gnoscopin (nos'ko-pin). An alkaloid, de-narcopin, $C_{22}H_{23}NO_7$, from opium, in long, white, woolly needles (T and H. Smith, 1878).

gnosia (no'se-ah) [Gr. γνῶσις knowledge]. The faculty of perceiving and recognizing.

Goa powder (go'ah) [*Goa* a city of India]. A powder from the wood of *Andi'ra araro'ba*. See *Andira*.

goblet-cells. See under *cell*.

Godélier's law (go-da-lyāz') [Charles Pierre *Godélier*, French physician, 1813–1877]. See under *law*.

Goetsch's skin reaction (getsch'ez) [Emil *Goetsch*, American physician, born 1883]. See under *reaction*.

Goffe's operation (gofs) [J. Riddle *Goffe*, New York gynecologist, born 1851]. See *operation*.

Goggia's sign (godj'yahz). See under *sign*.

gogul (go'gul). A variety of bdellium.

goiter, goitre (goi'ter) [Fr. *goitre*]. Enlargement of the thyroid body, causing a swelling in the front part of the neck; bronchocele; struma. The disease is endemic in Switzerland, the Alps of Savoy, in Styria, etc., being often accompanied by the condition known as cretinism. **aberrant g.**, goiter of a supernumerary thyroid body. **acute g.**, a rapidly developing goiter. **adenomatous g.**, an enlarged thyroid gland caused by an adenoma of the gland. **Basedowified g.**, toxic goiter. **colloid g.**, a large and soft form of goiter in which the gland presents distended spaces filled with colloid. **cystic g.**, one in which cysts form by mucoid or colloid degeneration. **diver g.**, **diving g.**, a goiter which is movable and is located sometimes above and sometimes below the sternal notch. **endemic g.**, goiter occurring in certain districts, particularly in the mountain regions of the Alps, Pyrenees, Carpathians, Andes, and Himalayas. **exophthalmic g.**, a disease marked by an enlarged pulsating thyroid gland, marked acceleration of the pulse-rate, exophthalmos, a tendency to profuse sweats, nervous symptoms, including fine muscular tremors, psychic disturbance, emaciation, and increased basal metabolism. The disease is probably dependent on lesions of the sympathetic nerve, and is regarded as a manifestation of excessive or perverted thyroid activity Called also *Flajani's, Graves's, Parry's,* and *Basedow's disease, hyperthyroidism, thyrotoxicosis, toxic goiter* **follicular g.** Same as *parenchymatous g.* **intrathoracic g.**, goiter in which a portion of the enlarged thyroid has descended into the thoracic cavity. **lingual g.**, an enlargement of the upper end of the original thyroglossal duct, forming a tumor at the posterior part of the dorsum of the tongue. **parenchymatous g.**, goiter marked by increase in the follicles and proliferation of the epithelium. **perivascular g.**, one which is pierced by a large blood-vessel. **retrovascular g.**, one which sends a process or processes behind an important blood-vessel **simple g.**, simple hyperplasia of the thyroid gland. **substernal g.**, thyroid enlargement affecting the lower part of the isthmus. **suffocative g.**, a goiter which causes dyspnea by pressure. **toxic g.**, one which produces a toxic secretion causing toxemia. **wandering g.**, diver goiter.

goitrigenous (goi-trij'en-us). Producing goiter.

goitrogenous (goi-troj'en-us). Producing goiter.

gold (gōld). A yellow, metallic element occurring in masses or veins in rocks or in grains in the sand of rivers. Its symbol is Au (L. *au'rum*); atomic weight, 197.2; specific gravity, 19.3. Gold and many of its compounds are used in medicine, chiefly as alteratives, and all the compounds are poisonous **Alexander's g.**, gold rendered plastic by mixing with a waxy material. **g. and sodium chlorid**, a compound, $AuCl_3NaCl$. It is used in syphilis and in scrofula. Dose, $\frac{1}{20}$ gr. (0.03 gm.). **g.-cure.** Same as *Keeley cure*. See under *cure*. **g. equivalent.** See under *equivalent*. **g. monobromid**, a yellowish-gray compound, AuBr: antiseptic, antiluetic, and anodyne. Dose, $\frac{1}{20}$–$\frac{1}{5}$ gr. (0.003–0.012 gm.). **g. monocyanid**, a yellow powder, insoluble in water, alcohol, or ether: used in tuberculosis. Dose, $\frac{1}{16}$–$\frac{1}{4}$ gr. (0.004–0.016 gm.) **Nürnburg g.**, a preparation containing 2.5 per cent. gold, 7.5 per cent. aluminum, and 90 per cent. copper. **g. tribromid**, an antiluetic, antiepileptic, and anodyne substance, $AuBr_3$. Dose, $\frac{1}{12}$–$\frac{1}{5}$ gr. (0.005–0.012 gm.). **g. tricyanid**, a colorless, crystalline compound, $Au(CN)_3{}_3H_2O$, soluble in water and alcohol: used in tuberculosis. Dose, $\frac{1}{16}$–$\frac{1}{4}$ gr. (0.004–0.016 gm.).

Golden's sign (gōl'denz) [W. W. *Golden*, contemporary American physician]. See under *sign*.

goldenseal. See *Hydrastis*.

Goldflam's disease (golt'flahmz) [S. V. *Goldflam*, contemporary Polish physician]. Myasthenia gravis pseudoparalytica.

Goldscheider's percussion (gold'shi-derz) [Alfred *Goldscheider*, Berlin physician, born 1858]. See under *percussion*.

goldthread (gōld'thred). Same as *Coptis*.

Goldthwait's symptom (gold'thwāts) [Joel *Goldthwait*, Boston orthopedic surgeon]. See *symptom*.

Golgi's cells, corpuscles, etc. [Camillo *Golgi*, Italian histologist at Pavia, 1844–1926]. See under *cell, corpuscle*, etc.

Goll's columns, fibers, nucleus [Friedrich *Goll*, Swiss anatomist, 1829–1904]. See under *column, fiber*, and *nucleus*.

Goltz's experiment (gōlts) [Friedrich Leopold *Goltz*, German physician, 1834–1902]. See *experiment*.

gomenol (gom'en-ol). A complex oily liquid distilled from the leaves of niavul (*Melaleu'ca viridiflo'ra*) antispasmodic, analgesic, and anticatarrhal. Dose, 4–8 min. (0.25–0.50 c.c.), in capsules.

gome-si (go-ma-se'). A Japanese medicine, the dried fruit of *Schizan'dra ni'gra*, a climbing magnoliaceous shrub.

gomphiasis (gom-fi'as-is) [Gr. γομφίος molar tooth]. Looseness of the teeth.

gomphosis (gom-fo'sis) [Gr. γόμφος nail]. An articulation in which a spike of bone fits into a socket, as the teeth into the maxillary bone.

Gomphrena (gom-fre'nah). See *paratudo*.

gonacratia (gon-ak-ra'she-ah) [Gr. γονή semen + ἀκράτεια incontinence]. Spermatorrhea.

gonad (gon'ad), pl. *gon'ades* [L. *go'nas*, from Gr. γονή semen]. A gamete-producing gland; an ovary or testis.

gonadal (gon'ad-al). Pertaining to a gonad.

gonadectomy (gon-ad-ek'to-me) [*gonad* + Gr. ἐκτομή excision]. Removal of a sexual gland, either ovary or testicle.

gonadial (go-nad'e-al). Pertaining to a gonad or reproductive organ.

gonado-advent (gon-ad-o-ad'vent). Gonadopause.

gonadopause (gon-ad'o-paws). The loss of gonadol activity which accompanies senility.

gonadotrope (gon-ad'o-trōp). A person who exhibits gonadotropism.

gonadotropic (gon-ad-o-trop'ik). Pertaining to gonadotropism.

gonadotropism (gon-ad-ot'ro-pizm) [*gonad* + Gr. τροπή a turning]. An endocrine constitution in which the gonads or sex glands exercise a dominating influence.

gonaduct (gon'ad-ukt). The duct of a gonad; the oviduct, or sperm-duct.

gonagra (gon-ag'rah, gon'ag-rah) [Gr. γόνυ knee + ἄγρα seizure]. Gout in the knee.

gonal (go'nal). A proprietary preparation said to be the active principle of sandalwood oil: used in gonorrhea. Dose, 10–20 min. (0.66–1.33 c.c.).

gonalgia (go-nal'je-ah) [Gr. γόνυ knee + ἄλγος pain]. Pain in the knee.

gonangiectomy (gon"an-je-ek'to-me) [Gr. γονή seed + ἀγγεῖον vessel + ἐκτομή excision]. Surgical removal of the vas deferens.

gonargin (gon-ar'jin). A proprietary immunizing vaccine prepared from gonococci cultures.

gonarthritis (gon-ar-thri'tis) [Gr. γόνυ knee + ἄρθρον joint + -ιτις inflammation]. Inflammation of a knee or knee-joint.

gonarthrocace (gon-ar-throk'a-se) [Gr. γόνυ knee + ἄρθρον joint + κάκη evil]. An inflamed condition of the knee-joint; white swelling.

gonarthromeningitis (gon-ar"thro-men-in-ji'tis) [Gr. γόνυ knee + ἄρθρον joint + μῆνιγξ mem-

brane]. Inflammation of the synovial membrane of the knee-joint.

gonarthrotomy (gon-ar-throt'o-me) [Gr. γόνυ knee + ἄρθρον joint + τέμνειν to cut]. Surgical incision of the knee-joint.

gonatagra (gon-at-ag'rah) [Gr. γόνυ knee + ἄγρα seizure]. Gout in the knee.

gonatocele (gon-at'o-sēl) [Gr. γόνυ knee + κήλη tumor]. Tumor of the knee.

gonecyst, gonecystis (gon'e-sist, gon-e-sis'tis) [Gr. γονή semen + κύστις bladder]. A seminal vesicle.

gonecystitis (gon-e-sis-ti'tis). Inflammation of a gonecyst.

gonecystolith (gon-e-sis'to-lith) [*gonecyst* + Gr. λίθος stone]. A concretion in a seminal vesicle.

gonecystopyosis (gon''e-sis-to-pi-o'sis) [*gonecyst* + Gr. πύωσις suppuration]. Suppuration in a seminal vesicle.

goneitis (gon-e-i'tis) [Gr. γόνυ knee + -ιτις inflammation]. Inflammation of the knee.

gonepoiesis (gon''e-poi-e'sis) [Gr. γονή semen + ποιεῖν to make]. The secretion or formation of the semen.

gonepoietic (gon''e-poi-et'ik). Pertaining to the secretion of semen.

Gongylonema (gon-jil-o-ne'mah). A genus of filarial nematodes. **G. hom'inis** has been found in the mouth and tongue. **G. labia'lis** has been found in the upper lip in Naples. **G. pul'chrum** occurs in swine. **G. scuta'tum** occurs in cattle and sheep. **G. sub'tile,** found in mouth in Rome.

gonidia (go-nid'e-ah). Plural of *gonidium*.

gonidiospore (go-nid'e-o-spōr). An endospore formed within a spore capsule, as in Mucor.

gonidium (go-nid'e-um), pl. *gonid'ia* [Gr. γονή seed]. 1 A spore which is not born free, but is formed in a case or receptacle, an endospore. 2. One of the chlorophyl-bearing elements of lichens.

goniocraniometry (go''ne-o-kra-ne-om'et-re) [Gr. γωνία angle + *craniometry*]. The measurement of the cranial angles.

goniometer (go-ne-om'et-er) [Gr. γωνία angle + μέτρον measure] 1. An instrument for measuring angles 2 A plank, one end of which may be tilted to any height used for testing for labyrinthine disease.

gonion (go'ne-on) [Gr. γωνία angle]. The tip of the angle of the lower jaw.

gonioscope (go'ne-o-skōp) [Gr. γωνία angle + σκοπεῖν to see]. A kind of opthalmoscope for examining the angle of the anterior chamber and for demonstrating ocular motility and rotation

gonioscopy (go-ne-os'ko-pe). Examination of the eye with the gonioscope.

gonitis (go-ni'tis) [Gr γόνυ knee + ιτις inflammation]. Inflammation of the knee **fungous g.,** inflammation of the knee-joint in which the capsule is diffusely thickened. **g. tuberculo'sa,** tuberculosis of the knee-joint.

gonoblennorrhea (gon''o-blen-o-re'ah). Gonorrhea.

gonochorism (gon-ok'o-rizm) [Gr. γόνος seed + χωρίζειν to separate]. Differentiation of sex.

gonocide (gon'o-sīd). Destructive to gonococcus.

gonococcal (gon-o-kok'al). Pertaining to gonococci.

gonococcemia (gon-o-kok-se'me-ah) [L. *gonococci* + Gr. αἷμα blood]. The presence of gonococci in the blood.

gonococcic (gon-o-kok'sik). Gonococcal.

gonococcide (gon-o-kok'sīd) [*gonococcus* + L. *cæ'dere* to kill]. Destructive to gonococci; an agent that destroys gonococci.

gonococcin (gon-o-kok'sin). A glycerin extractive of gonococci: employed in the cuti-reaction for gonorrhea.

gonococcocide (gon-o-kok'o-sīd) [*gonococcus* + L. *cæ'dere* to kill]. Gonococcide.

gonococcus (gon-o-kok'us), pl. *gonococ'ci* [*gonorrhea* + *coccus*]. The specific organism of gonorrhea: the *Neisse'ria gonorrhœ'æ,* discovered by A. Neisser in 1879

gonocyte (gon'o-sīt) [Gr. γόνος generation + κύτος cell]. 1. The primitive reproductive cell of the embryo 2. A gamete-producing cell.

gonohemia, gonohæmia (gon-o-he'me-ah) [*gonorrhea* + Gr. αἷμα blood]. General gonorrheal infection.

gonoiodin (gon-oi'o-din). A proprietary gonorrhea remedy.

Gonol'obus. See *condurango*.

gonomery (gon-om'er-e) [Gr. γόνος seed + μέρος part] The condition in which the paternal and the maternal chromosomes remain in separate groups and do not completely fuse, as is the case in certain hybrids.

gonone (go-no'ne). See *Trombidium*.

gononephrotome (gon-o-nef'ro-tōm) [Gr. γόνος seed + νεφρός kidney + τομή section]. That part of the mesoderm which develops into the reproductive and excretory organs of the embryo.

gonopepsin (gon-o-pep'sin). A proprietary remedy for gonorrhea.

gonophage (gon'o-fāj). The bacteriophage elaborated by the gonococcus in culture.

gonophore, gonophorus (gon'o-fōr, go-nof'o-rus) [Gr. γόνος sperm, seed + φέρειν to bear] Any accessory generative organ, such as an oviduct, spermiduct, uterus, or seminal vesicle.

gonorol (gon'o-rol). A proprietary remedy for gonorrhea, containing the combined active principles of true sandalwood oil.

gonorrhea, gonorrhœa (gon-or-e'ah) [Gr. γονή semen + ῥεῖν to flow]. A contagious catarrhal inflammation of the genital mucous membrane, mainly propagated by impure coitus, and due to a specific microorganism, the gonococcus of Neisser, *Neisse'ria gonorrhœ'æ*. The disease is marked by pain, ardor urinæ, and a mucopurulent discharge; it may pass away without any serious result, or it may become chronic, involving the submucous tissue and producing urethral stricture or leaving a chronic discharge called *gleet*. It is frequently attended with complications, such as prostatitis, epididymitis, orchitis, cystitis, etc It may also produce arthritis and endocarditis. **black g.,** gonorrhea in which the discharge is black or bloody.

gonorrheal (gon-or-e'al). Of or pertaining to gonorrhea.

gonosan (gon'o-san). A preparation of the active principle of kava-kava and sandalwood oil: used for gonorrhea.

gonotokont (gon-o-to'kont). Same as *auxocyte*.

gonotome (gon'o-tōm) [Gr. γόνος generation + τομή a cut] That part of the mesoderm which develops into the reproductive organs of the embryo.

gonotoxemia (gon-o-toks-e'me-ah). Toxemia caused by gonorrheal pus.

gonotoxin (gon-o-toks'in). The toxin of the gonococcus.

gonotropin (gon-ot'ro-pin). A proprietary gonococcus vaccine.

gonycampsis (gon-e-kamp'sis) [Gr γόνυ knee + κάμψις bending]. Abnormal curvature of the knee.

gonycrotesis (gon-e-kro-te'sis) [Gr. γόνυ knee + κρότησις striking]. Knock-knee

gonyectyposis (gon''e-ek-ti-po'sis) [Gr. γόνυ knee + ἐκτυπῶσις displacement]. Bow-legs.

gonyocele (gon'e-o-sēl) [Gr. γόνυ knee + κήλη tumor]. Synovitis or tuberculous arthritis of the knee.

gonyoncus (gon-e-ong'kus) [Gr. γόνυ knee + ὄγκος tumor]. Tumor of the knee.

Goodpasture's stain [Ernest William *Goodpasture*, Boston pathologist]. See *stains, table of.*

goose-flesh (goos'flesh). See *cutis anserina.*

Gordiacea (gor-de-a'se-ah). An order of the Nemathelminthes commonly called "horse-hair" or "hair-eels."

Gordius (gor'de-us). A genus of the Gordiacea, the hair snakes. **G. aquat'icus,** this species has been found as a parasite in man several times and seems to cause intestinal and nervous symptoms.

Gordon's reflex and **sign** (gor'donz) [Alfred C. *Gordon*, neurologist in Philadelphia, born 1869]. See under *reflex* and *sign.*

gorget (gor'jet). A wide-grooved lithotomy director.

gorit (go'rit). A proprietary calcium peroxid: used as an intestinal disinfectant.

gorondou (go-ron'doo). See *goundou.*

Gosselin's fracture (gos-lahz') [Léon Athanase *Gosselin*, French surgeon, 1815–1887]. See *fracture.*

gossypii radicis cortex (gos-ip'e-i ra-di'sis kor' teks) [L.]. Cotton-root bark. See under *Gossypium.*

gossypiin (gos-ip'e-in). A concentration prepared from cotton-root: diuretic and emmenagogue Dose, 1–5 gr. (0.066–0.333 gm.).

Gossypium (gos-ip'ē-um), gen. *gossyp'ii* [L.]. 1. A genus of malvaceous plants; cotton-plants. The bark of the root of various species (*cotton-root bark*) is diuretic, emmenagogue, and oxytocic, and is used in dysmenorrhea and amenorrhea. Dose, ½–1 dr. (1–4 gm.), of fluidextract, 15–45 min. (1–3 c.c.). 2. Cotton; the fiber or hairy down surrounding the seeds of the cotton-plant. See *cotton, cotton oil.* **g. purifica'tum,** purified cotton. **g. styp'ticum,** styptic cotton. See under *cotton.*

gossypol (gos'ip-ol). A toxic substance extracted from cotton-seed.

Gottschalk's operation (got'shahks) [Sigmund *Gottschalk*, German surgeon, 1860–1914]. See under *operation.*

Gottstein's fibers, process (got'stīnz) [Jacob *Gottstein*, otologist in Breslau, 1832–1895]. See under *fiber, process.*

gouge (gowj). A hollow chisel used in cutting and removing bone.

Goulard's cerate, extract (goo-larz') [Thomas *Goulard*, French surgeon, died 1784]. See *cerate* and *extract.*

Gould's sign (gooldz) [George Milbry *Gould*, American ophthalmologist, 1848–1922]. See *sign.*

Gould's suture (goolds) [Sir Alfred Pearce *Gould*, English surgeon, 1852–1922]. See under *suture.*

goundou (goon'doo). Osteoplastic periostitis of the nose: a disease seen in the natives of the west coast of Africa, and marked by headache, purulent nasal discharge, and the formation of symmetric painless swellings (bony exostoses) at the sides of the nose. It is thought to be a sequel of yaws. Called also *henpue, henpuys,* and *anakhrē.*



Goundou (Castellani and Chalmers).

gout (gowt) [L. *gut'ta* a drop, because of the ancient belief that the disease was due to a "noxa" falling drop by drop into the joint]. A disease of metabolism dependent on the deposit of purin substances in the body, and attended by an excess of uric acid in the blood, the formation of chalky (monosodium urate) deposits in the cartilages of the joints, and by attacks of acute arthritis. An attack of gout usually comes on suddenly in the night, and is marked by severe pain and inflammation of the great toe and by febrile symptoms, the symptoms tending to disappear in the morning, but returning at night. Other joints may become involved, especially the small joints of the extremities. It is brought on by excess in food and sweet wines. **abarticular g.,** that which does not affect the joints. **articular g.,** gout affecting the joints. **chalky g.** Same as *tophaceous g.* **irregular g.** Same as *abarticular g.* **latent g., masked g.,** lithemia without the typical features of gout. **lead-g.,** gout ascribed to lead-poisoning. **misplaced g., retrocedent g.,** gout in which the arthritic symptoms have disappeared and are followed by severe constitutional disturbances. **poor-man's g.,** gout ascribed to hard work, exposure, ill feeding, and excess in the use of malt liquors **regular g.** articular gout. **retrocedent g.,** gout in which the joint symptoms suddenly abate, being replaced by cerebral, cardiac, and gastric disturbances **rheumatic g.,** a name formerly employed for what is now known as atrophic arthritis, on the erroneous supposition that the disease was gouty in origin. See *atrophic arthritis,* under *arthritis* **saturnine g.,** gout due to lead-poisoning. **tophaceous g.,** gout in which there are tophi or chalky deposits of sodium urate.

goutin (gowt'in). See *citarin.*

gouty (gow'te). Affected with or of the nature of gout.

Gowers's contraction, sign, etc. (gow'erz) [Sir William R. *Gowers*, English neurologist, 1845–1915]. See under *contraction, sign,* etc

Goyrand's hernia (gwar-ahndz') [Jean Gaspard Blaise *Goyrand*, French surgeon, 1803–1866]. See under *hernia*

Gr., gr. An abbreviation for *grain.*

graafian follicle, vesicles, etc. (grah'fe-an) [Reinhart de *Graaf*, Dutch physician and anatomist, 1641–1673]. See under *follicle, vesicle,* etc.

gracile (gras'il) [L. *gra'cilis*] Slender or delicate.

gracilis (gras'il-is). See *muscles, table of.*

Grad. Abbreviation for L. *grada'tim,* by degrees.

gradatim (gra-da'tim) [L.]. Gradually.

Gradenigo's syndrome (grah-den-e'gō) [Giuseppe *Gradenigo*, Italian physician, 1859–1926]. See under *syndrome.*

graduate (grad'u-āt) [L. *gradua'tus*]. 1. A person who has received a degree from a university or college. 2. A measuring-vessel marked by a series of lines.

graduated (grad'u-at-ed) [L. *gra'dus* step]. Marked by a succession of lines, steps, or degrees.

Graefe's sign, etc. (gra'fēz) [Albrecht von *Graefe*, German ophthalmologist, 1828–1870]. See *sign.*

graft (graft). A slip of skin or of other tissue for implantation. **animal g.,** a graft of tissue transferred from one of the lower animals to man. Called also *zooplastic g.* **autodermic g., autoepidermic g.,** a skin-graft taken from the patient's own body; dermatoplasty. **autoplastic g.,** a graft that is taken from the patient's own body. **bone-g.,** a piece of bone taken from an animal or from some bone of the patient and used to take the place of a removed bone or bony defect. **cotton-g.,** the insertion of a tuft of cotton into an ulcer to promote healing. **dermic g.,** a graft composed of a bit of the derma, or true skin. **epidermic g.,** a piece of epidermis implanted upon a raw surface. **fascicular g.,** a nerve graft in which the bundles of nerve-fibers are approximated and sutured separately **frog-skin g's,** bits of sterilized skin from the belly of the frog for transfer to the surface of a chronic ulcer. **heterodermic g.,** a skin-graft taken from the body of a person other than the patient. **het-**

eroplastic g., a graft that is taken from an animal of another species. **homoplastic g.** Same as *autoplastic g.* **isoplastic g.**, a graft taken from another individual of the same species. **omental g's,** strips of omentum to cover the line of enterorrhaphy. **periosteal g.**, a piece of periosteum to cover a denuded bone. **skin-g.**, a bit of skin implanted to replace a lost part of the integument. **sponge-g.**, a bit of sponge inserted into a wound to promote the formation of granulations. **Thiersch's g.**, a graft consisting of a piece of skin and a certain thickness of the subcutaneous tissue. **thyroid g.**, a piece of the thyroid body implanted in the tissues as a remedy for myxedema. **zoöplastic g.**, a piece of tissue transplanted from one of the lower animals to the human body.

Graham's law (gra'hamz) [Thomas *Graham*, English chemist, 1805–1869]. See under *law*.

grain (grān) [L. *gra'num*]. 1. A seed, especially of a cereal plant. 2. The twentieth part of a scruple: 0.065 gram. **kefir g.** See under *kefir* **g's of paradise,** the unripe fruit of *Amo'mum meleguet'a* and other West African species of the genus: stimulant and diuretic; sometimes used in neuralgia. **V-shaped g's,** a system of separate grains of colorable material (each grain united with an achromatic thread) in the ovum.

grain-founder (grān-fown'der). See under *founder*.

grainage (grān'āj). Weight in grains or parts of a grain.

gram, gramme (gram) [Fr. *gramme;* Gr. γράμμα mark]. A weight in the metric system equal to 15.437+ grains troy.

gram-equivalent. The atomic weight of an element divided by its valence.

graminol (gram'in-ol). The blood-serum of normal cattle: used in treating cases of hay-fever. It is obtained from the cattle at the time the flowers causing the hay-fever are in bloom.

gram-ion (gram-i'on). A quantity of an ion whose weight in grams is numerically equal to the atomic weight of the ion.

grammeter (gram'me-ter). A unit of work, representing the energy expended in raising 1 gm. of weight 1 meter vertically against gravitational force. It is one-thousandth of a kilogrammeter, or about 98,000 ergs.

grammole (gram'mōl). Gram-molecule.

gram-molecule (gram-mol'ek-ūl). As many grams of a substance as are numerically equal to its molecular weight.

Gram-negative, Gram-positive. Bacteria of tissues which lose the stain or are decolorized by alcohol in Gram's method of staining are said to be Gram-negative; those that retain the stain are Gram-positive.

Gram's method, solution, etc [Hans C. J. *Gram*, Danish physician, born 1853]. See *solution* and *staining, methods of*.

granatonin (gran-a-to'nin). Same as *pseudopelletierin*.

granatum (gra-na'tum), gen. *grana'ti* [L.]. The bark of the root or stem of *Pun'ica grana'tum*, or pomegranate. It is a vermifuge and teniacide. Dose in powder, 20–30 gr. (1.333–2 gm.); of fluidextract, ½–2 fl.dr. (2–8 c.c.). See *pelletierin*.

Grancher's disease (grahn-shāz') [Jacques Joseph *Grancher*, French physician, 1843–1907]. See under *disease*.

grandination (gran-din-a'shun) [L. *gran'do* hail]. The application, by means of the sand-blast, of fine particles, as seeds, to the surface of a part, for the stimulation of the skin.

grandira (gran-di'rah). A proprietary calomel ointment, used as a protective against syphilis.

grand mal (grahnd mahl). See under *epilepsy*.

Granger line (grān'jer) [Amedee *Granger*, New Orleans radiologist]. See under *line*.

granoplasm (gran'o-plazm). Granular protoplasm.

granular (gran'u-lar) [L. *granula'ris*]. Made up of or marked by granules or grains.

granulase (gran'u-lās). A ferment thought to be present in grain and to have the power of splitting starch into achroodextrin and maltose.

granulation (gran-u-la'shun) [L. *granula'tio*]. 1. The division of hard or metallic substances into small particles. 2. The formation in wounds of small, rounded, fleshy masses; also a mass so formed. 3. A small, round, abnormal mass of lymphoid tissue, as on the conjunctiva of the lids or within the pharynx. **Bayle's g's,** gray tubercular nodules of the lung that have undergone fibroid degeneration. **Bright's g's,** the granulations of large white kidney. **exuberant g's.** Same as *proud flesh*. See *flesh*. **pacchionian g's,** pacchionian bodies. See under *body*. **Virchow's g's,** granulations containing ependymal and glia-fibers, found in the walls of the cerebral ventricles in general paralysis.

granulatio'nes arachnoidea'les [B N A]. The pacchionian bodies. See under *body*.

granule (gran'ūl) [L. *gran'ulum*]. A small particle or grain, also a medicinal pellet. **acidophil g's.** Same as *alpha-g's*. **agminated g's,** small protoplasmic particles occurring in the blood, supposed to be disintegrated blood-corpuscles. **albuminous g's,** granules seen in the cytoplasm of many normal cells, which optically disappear on the addition of acetic acid, but are not affected by ether or chloroform. **alpha-g's,** the coarse, highly refractive, eosinophil granules of leukocytes. They are composed of albuminous matter Called also *eosinophil* and *oxyphil g's*. **Altmann's g's,** rounded masses stainable with acid fuchsin, seen in the glandular cells of vertebrates they are thought to be concerned in secretory activity. Called also *fuchsinophil g's* and *plasmosomes*. **amphophil g's.** Same as *beta-g's*. **azur g., azurophil g.,** a granule which stains easily with azure dyes, they are coarse reddish granules and are seen in many lymphocytes. **Babes-Ernst g's.** See *metachromatic g*. **Balfour's infective g.,** a small refractive granule seen in the red blood-corpuscles in spirochetosis of fowls. **basal g.,** blepharoplast. **basophil g's.** Same as *gamma-g's* **beta-g's,** fine, round, amphophil granules found in the marrow cavities, and sometimes in leukocytes. **Bettelheim's g's,** small mobile granules seen in the blood. **Bütschli's g's,** swellings on the bipolar rays of the amphiaster in the ovum. **carbohydrate g's,** particles of carbohydrate matter in the body fluids in the course of being assimilated. **chromatic g's, chromophilic g's,** particles of stainable substance, whether within or without a cell or a nucleus. **cone-g's,** the nuclei of the visual cells of the retina in its outer nuclear layer which are connected with the cones. **cytoplasmic g's.** See *albuminous g's* **delta-g's,** round basophilic masses from the non-nuclear elements of the blood. **elementary g's,** hemokoniæ. **eosinophil g's.** See *alpha-g's*. **epsilon-g's,** neutrophil granules from the protoplasm of polynuclear leukocytes. **Fauvel's g's,** peribronchitic abscesses. **female g's,** the parts into which the female pronucleus breaks up after fertilization. **fuchsinophil g's.** See *Altmann's g's*. **gamma-g's,** basophilic granules found in the blood, marrow, and in the tissues. They are very abundant in leukemic blood. **Grawitz's g's,** minute granules seen in the red blood-corpuscles in the basophilia of lead-poisoning. **hyperchromatin g.,** azure granule. **infective g.,** a small granular body which carries the infection in trypanosomiasis. **iodophil g's,** granules staining brown with iodin, seen in polymorphonuclear leukocytes in various acute infectious diseases.

kappa g., azur granule. **Kölliker's interstitial g's,** various sized granules seen in the sarcoplasm of muscle-fibers. **male-g's,** the parts (four or six in number) into which the head of the spermatozoon divides after fertilization has taken place. **malignant g.** See *Hodgkin's disease*, under *disease*. **metachromatic g.**, deeply staining masses irregular in size and number seen in the protoplasm of various bacteria. Called also *metachromatic bodies* and *Babes-Ernst bodies*. **Much's g's,** granules and rods found in tuberculous sputum which do not stain by the usual processes for acid-fast bacilli, but do stain with Gram stain; regarded as modified tubercle bacilli. **Neusser's g's,** basophil granules seen about the nuclei of leukocytes. **neutrophil g's.** See *epsilon-g's*. **Nissl's g's.** See *Nissl's bodies*, under *body*. **oxyphil g's.** See *alpha-g's*. **pigment g's,** small masses of coloring-matter occurring in pigment cells. **Plehn's g's,** basophil granules in the conjugating form of malarial parasite **protein g's,** minute particles of various proteins, some anabolic and others catabolic. **rod-g's,** the nuclei of rod-visual cells in the outer nuclear layer of the retina which are connected with the rods. **Schridde's g's,** granules similar to Altmann's granules, but smaller, found in plasma-cells and lymphocytes. **Schroen-Much g's.** Same as *Much's g's*. **Schron's g.**, a small body, of doubtful origin, seen in the germinal spot of the ovum. **Schüffner's g's,** coarse red granules seen in parasitized erythrocytes in tertian malarial fever on staining with polychrome methylene-blue. **Schügner's g's,** Plehn's granules. **Schüle's g's,** Plehn's granules. **seminal g's,** the small granular bodies seen in the spermatic fluid **thread g's.** See *mitochondria* **zymogen g's,** granules in the cells of the salivary gland thought to contain the preliminary matter from which ptyalin is formed.

granulitis (gran-u-li'tis). Miliary tuberculosis.

granulo-adipose (gran"u-lo-ad'ip-ōs). Showing fatty degeneration which contains granules of fat.

granuloblast (gran'u-lo-blast). An embryonic blood-cell containing granules and developing into a granulocyte.

granulocyte (gran'u-lo-sīt) [*granular* + Gr. *κύτος* cell]. Any cell containing granules, especially a leukocyte containing basophil or eosinophil granules in its protoplasm.

granulofatty (gran"u-lo-fat'e). Same as *granulo-adipose*.

granulogen (gran'u-lo-jen). A proprietary paraffin preparation: used as a protective dressing for burns and skin diseases.

granuloma (gran-u-lo'mah). A tumor or neoplasm made up of granulation tissue (Virchow). **g. annula're,** a condition marked by hard, reddish nodules arranged in a circle which enlarge until they form a ring. **coccidioidal g.**, a disease due to infection with the fungus *Coccidioi'des immit'is* (*Oïdium coccidioide*). The symptoms resemble those of tuberculosis, and the disease attacks the viscera as well as the bones, joints, and skin. Called also *oïdiomycosis, California disease, San Joaquin Valley disease*, and *dermatitis coccidioides*. **dental g.**, a small mass of granulation tissue containing bacterial deposits on the root of a tooth. **g. endem'icum,** dermal leishmaniasis. **g. fungoi'des,** mycosis fungoides. **Hodgkin's g.**, Hodgkin's disease. **infectious g.**, granuloma caused by a specific microörganism, as tubercle. **g. inguina'le.** Same as *ulcerating g. of pudenda* **g. ir'idis,** a non-malignant and highly vascular growth of the iris, of various form. **g. malig'num, malignant g.** See *Hodgkin's disease*, under *disease*. **g. pyogen'icum,** a fungating pedunculated growth in which the granulations consist of masses of staphylococci. **g. sarcomato'des,** mycosis fungoides. **g. trichophyt'icum,** a variety consisting of round or flat nodules, from a rose red to a cyanotic hue, disseminated or arranged in chains. It is due to a trichophyton. **g. trop'icum.** Same as *yaws*. **ulcerating g. of the pudenda,** a tropical disease, being an ulcerating granuloma affecting the genitals and neighboring parts, the lesion being characterized by its chronic course and by the light shiny mass of granulating tissue which bleeds easily and exudes a thin sanguineous fluid with a fetid odor; called also *pudendal ulcer, granuloma inguinale*, and *granuloma venereum*. **venereal g., g. vene'reum.** Same as *ulcerating g. of the pudenda*.

granulomatosis (gran-u-lo-mat-o'sis). The formation of multiple granulomata.

granuloplasm (gran'u-lo-plazm). Same as *entosarc*.

granuloplastic (gran"u-lo-plas'tik) [*granule* + Gr. *πλάσσειν* to form]. Forming granules.

granulopotent (gran"u-lo-po'tent). Capable of forming granules.

granulosarcoid, granulosarcoma (gran"u-lo-sar'koid, gran"u-lo-sar-ko'ma). Same as *mycosis fungoides*.

granulose (gran'u-lōs). The more soluble portion of starch. See *amylose*.

granulosis (gran-u-lo'sis). The formation of a mass of granules. **g. ru'bra na'si,** a disease of the skin of the nose, which sometimes extends to the cheeks, marked by a bright red color of the part, over which are scattered reddish specks and papules It is associated with hyperidrosis of the area and is due to chronic inflammation of the vessels around the sweat apparatus.

granulosity (gran-u-los'it-e). A mass of granulations.

granum (gra'num), pl. *gra'na*. Latin for *grain*.

Granville's hammer [Joseph Mortimer *Granville*, English physician, 1833–1900]. A hammer-like instrument for performing vibratory massage.

Granville's lotion [Augustus Bozzi *Granville*, English physician, 1783–1871]. See *lotion*.

grape-cure (grāp'kūr). The treatment of disease by feeding the patient with grapes.

grape-sugar. See *glucose*.

grapes (grāps). 1. Granulations forming in severe cases of grease-heel in horses. 2. Bovine tuberculosis. **Carswell's g's,** tuberculous infiltration distributed in masses around the smaller bronchi like bunches of grapes. seen in pulmonary tuberculosis.

graphic (graf'ik) [Gr. *γράφειν* to write]. Written or drawn; pertaining to representation by diagrams. **g. method,** a method of making use of diagrams, tracings, etc., in studying scientific phenomena, as in the study of heart action by sphygmographic tracings, etc.

graphite (graf'īt) [L. *graphi'tes*, from Gr. *γραφίς* pencil]. Plumbago: a form of native mineralized carbon.

graphology (graf-ol'o-je) [Gr. *γραφή* writing + λόγος treatise]. The study of the handwriting as a means of diagnosis in diseases of the brain and nerves.

graphomotor (graf-o-mo'tor) [Gr. *γράφειν* to write + *motor*]. Pertaining to, or affecting, the movements required in writing.

graphorrhea (graf-or-e'ah) [Gr. *γράφειν* to write + *ῥοία* flow]. An insane condition marked by the writing of long lists of meaningless and unconnected words.

graphoscope (graf'o-skōp) [Gr. *γράφειν* to write + *σκοπεῖν* to view]. An instrument for treating myopia and asthenopia.

graphospasm (graf'o-spazm) [Gr. *γράφειν* to write + *σπασμός* spasm]. Writers' cramp.

grass. Any plant of the Order Gramineæ. Some of the grasses which by their pollen cause hay-fever are. *Bermuda g.*, Cynodon dactylon, *Johnson g.*, Sorgum halapense; and *Timothy g.*, Phleum pratense. **couch g., dog g.**, Triticum. **star g.**, Aletris.

Grasset's law, sign (grah-sāz') [Joseph *Grasset*, French physician, 1849–1918]. See under *law.*

grass-fire. Stalk disease of cattle.

grass-sickness. See under *sickness.*

Gratiola officina'lis (gra-ti'o-lah). The hedge-hyssop, a scrophulariaceous plant of Europe: purgative, emetic, and diuretic Dose in powder, 15–30 gr. (1–2 gm.); of infusion, ½ fl.oz. (15 c.c.).

Gratiolet's optic radiation (grah-te-o-lāz') [Louis Pierre *Gratiolet*, French anatomist, 1815–1865]. See *optic radiation*, under *radiation.*

gratiolin (gra-ti'o-lin). A poisonous glucosid, in yellow nodules or silky needles, $C_{20}H_{34}O_7$, from *Grati'ola officina'lis.*

grattage (grat-ahzh') [Fr.]. The removal of granulations by friction with a stiff brush.

Graupner's test (growp'nerz) [S. C. *Graupner*, contemporary German physician] See under *tests.*

grave (grāv) [L. *gra'vis*]. Severe or serious.

gravedo (gra-ve'do) [L.]. Cold in the head, or nasal catarrh.

gravel (grav'el). Calculous matter from the kidneys or bladder, distinguished from stone only by its smaller size. See *calculus.*

Graves's disease (grāvz) [Robert James *Graves*, Irish physician, 1797–1853]. See under *disease.*

grave-wax (grāv'waks). See *adipocere.*

gravid (grav'id) [L *grav'ida* pregnant]. Pregnant, with child; containing a fetus.

gravida (grav'id-ah). A pregnant woman.

gravidic (grav-id'ik) Occurring in pregnancy.

gravidin (grav'id-in). See *kyestein.*

gravidism (grav'id-izm). Pregnancy, or the sum of the symptoms, signs, and conditions associated with it.

gravidity (grav-id'it-e) [L. *gravid'itas*]. The condition of being with child, pregnancy.

gravimeter (grav-im'et-er) [L. *gra'vis* heavy + *me'trum* measure]. An instrument for determining specific gravities.

gravimetric (grav-im-et'rik) [L. *gra'vis* heavy + *me'trum* measure]. Pertaining to measurement by weight; performed by weight and measure.

gravistatic (grav-is-tat'ik). Due to gravitation, as, *gravistatic* pulmonary congestion

gravitation (grav-it-a'shun). The force that tends to draw all bodies together.

gravitometer (grav-it-om'et-er). A balance for measuring specific gravity.

gravity (grav'it-e) [L. *grav'itas*]. Weight; tendency toward the center of the earth. **specific g.**, the weight of a substance compared with that of an equal volume of another substance taken as a standard.

Grawitz's cachexia, cells, tumors (grah'witz) [Paul *Grawitz*, pathologist in Greifswald, born 1850]. See under *cachexia, cell,* and *tumor.*

gray (grā). 1. Of a hue between white and black. See the associated nouns 2 The gray matter of the nervous system. **central g.**, relatively undifferentiated gray matter which retains its primitive position near the ventricles. **nervous g.**, Nissl's term for the unknown specific constituent of the gray matter of the nervous system. **silver g., steel g.**, nigrosin.

grease (grēs). An inflammatory swelling in a horse's leg, with the formation of cracks in the skin and the excretion of oily matter.

grease-heel (grēs-hēl'). Same as *grease.*

greasene (grēs'en). An absorbent mixture used in gas masks.

green (grēn). 1. Having the color of fresh leaves or of grass. See the associated nouns. 2. A green coloring-matter or dye. **acid g.** Same as *light g. S. F.* **brilliant g.**, a basic dye, the sulphate of tetra-ethyl-diamino-triphenyl methane, $(C_2H_5)_2N(SO_2.OH).C_6H_4.C(C_6H_5).C_6H_4\,N(C_2H_5)_2$, having powerful bacteriostatic properties for Gram-positive organisms. **bromcresol g.**, an indicator, tetrabrom-meta-cresol-sulphonphthalein $(CH_3\,C_6HBr_2OH)_2C.C_6H_4\,SO_2.ONa$ used in the determination of hydrogen ion concentration. **diamond g.**, malachite green. **diazin g.**, janus green. **emerald g.**, malachite green. **ethyl g.**, brilliant green. **fast acid g. N.** Same as *light g. S. F.* **Hoffman g.**, iodin green **iodin g.**, a dye, hepta-methyl-rosanilin, $(CH_2)_2N(Cl)C_6H_4\,C[C_6H_3(CH_3)\,N(CH_3)_2]C_6H_4\,N(CH_3)_3Cl$ used as a chromatin stain **Janus g.**, a dye used as a histologic and bacteriologic stain. **Janus g. B**, an azo dye used for staining chondriosomes intra vitam, $CH_3(NH_2)C_6H_2\,N.(Cl.N.C_6H_5)C_6H_2(CH_3).N\,N\,C_6H_4.N(CH_3)_2$. **light g., 2 G, 3 G, 4 G**, or **2 G N.** Same as *light green S F.* **light g. N**, malachite green. **light g. S F, yellowish**, an acid dye used as a plasma stain, $SO_3.C_6H_4\,C[C_6H_4\,N(C_2H_5)\,C_6H_2.C_6H_4\,SO_2.ONa]_2$. **malachite g. G**, brilliant green. **methyl g.**, a mixture of hepta- and hexa-methyl-pararosanilin. The hepta compound is $(C_6H_3)_2N(Cl)\,C_6H_4\,C[C_6H_4.N(CH_3)_2]C_6H_4.N(CH_3)_3Cl$. For the hexa compound see *crystal violet.* **methylene g.**, one of the constituents of polychrome methylene-blue. It is a mononitromethylene-blue, $(C_6H_3)_2.N.C_6H_3(SN)C_6H_2(NO_2).N(CH_3)_2Cl$ **new victoria g.**, malachite green. **Paris g., Schweinfurth's g.** See *Paris green* **solid g.**, malachite green. **Victoria g.**, a dye, tetramethyl-diamino-dichlor-triphenyl-carbinol chlorid, $Cl_2\,C_6H_3\,C[C_6H_4:N(CH_3)_2]_2Cl$, having powerful bacteriostatic properties

green soap. See *sapo viridis.* **tincture of g.** See *liniment of soft soap.*

green-stain (grēn'stān). Deposit of fungoid material upon the teeth.

green T stoff. A war gas mixture composed of 88 per cent. of xylyl bromid and 12 per cent of bromoacetone.

Greene's sign (grēnz) [Charles Lyman *Greene*, contemporary American physician]. See under *sign.*

greenheartin (grēn'har-tin). A yellow pigment, $C_{30}H_{26}O_6$, from the wood of the greenheart, *Nectan'dra rodiæ'i*, a tree of South America.

Greenhow's disease (grēn'howz) [Edward Headlane *Greenhow*, English physician, 1814–1888]. See under *disease.*

greffotome (gref'o-tōm) [Fr. *greffe* graft + Gr. τέμνειν to cut] An instrument for cutting grafts of tissue.

gregaloid (greg'al-oid) [L. *grex* flock + Gr. εἶδος form] Formed by casual union of independent cells said of a colony of protozoa

Gregarina (greg-ar-i'nah) [L.]. A genus of parasitic protozoan microorganisms No species is positively known to inhabit the human body, but it is said that they are found in some cancers of the human subject.

gregarine (greg'ar-In). Pertaining to the Gregarina.

gregarinosis (greg-ar-in-o'sis) A diseased condition due to infestation with gregarinæ.

Gregory's powder (greg'o-rēz) [James *Gregory*, Scotch physician, 1753–1822]. Pulvis rhei compositus.

gregre, grigri (gre'gre). Same as *Erythrophlæum guineense* (q. v. under *Erythrophlæum*).

grenetin (gren'et-in). A white gelatin prepared from the skins and cartilages of young animals.

Griesinger's sign or **symptom** (gre'zing-erz) [Wilhelm *Griesinger*, German neurologist, 1817–1868]. See under *sign.*

griffado (grif-ah'do). A person one of whose parents is white and the other a quadroon, and who thus has one-thirty-second black blood.

griffe des orteils (grēf da zor-ta') [Fr.]. Same as *claw-foot.*

Griffith's mixture (grif'iths) [Robert Eglesfeld *Griffith,* American physician, 1798–1850]. Mistura ferri composita.

Grindelia (grin-de'le-ah) [H. *Grindel,* 1776–1836]. A genus of American composite-flowered plants. The leaves and flowering tops of *G. campo'rum, G. cuneifo'lia,* and *G. squarro'sa,* of the western United States, are used mainly in bronchitis, asthma, and in various coughs. Dose of extract, 5–15 gr. (0.333–1 gm.); of fluidextract, 10–60 min. (0.666–4 c.c.).

grindelin (grin'del-in). A bitter, crystalline alkaloid from *Grinde'lia robus'ta.*

grinders (grin'derz). The molar teeth.

grinders' asthma (grin'derz). See *asthma.*

grip, la grippe (grip) [Fr. *grippe*]. See *influenza.* **devil's g.** See *epidemic pleurodynia,* under *pleurodynia.*

gripe (grīp). A severe and often spasmodic pain in the bowels.

grippal (grip'al). Pertaining to grip, or influenza.

grippotoxin (grip-o-tok'sin). The toxin of influenza.

griserin (gri'ser-in). The sodium salt of loretin.

Grisolle's sign (gre-zolz') [Augustin *Grisolle,* French physician, 1811–1869]. See under *sign.*

gristle (gris'el). See *cartilage*

Gritti's amputation (gre'tēz) [Rocco *Gritti,* surgeon in Milan, 1857–1920]. See *amputation.*

Grocco's sign, triangle (grok'ōz) [Pietro *Grocco,* physician in Florence, 1857–1916]. See under *sign*

groin (groin) [L *in'guen*] The lowest part of the abdominal wall, near its junction with the thigh.

groove (groov). A shallow linear depression, especially one in a bone. **alveolingual g.,** the groove between the lower jaw and the tongue. **anterior paramedian g.,** the paramesial sulcus. See *sulcus.* **anterolateral g.,** a groove in the side of the medulla oblongata from which emerge the roots of the hypoglossal nerve. **anteromedian g.,** the anterior median fissure. **auriculoventricular g.,** the groove between the left auricle and left ventricle of the heart, lodging the coronary sinus. **basilar g.,** the depression on the upper surface of the basilar process of the occipital bone on which the medulla rests. **bicipital g.,** the trench on the anterior surface of the humerus that lodges the long tendon of the triceps. **Blessig's g.,** a trace in the embryonic eye corresponding in position with the future ora serrata. **cavernous g.,** the depression on the upper surface of the sphenoid bone that lodges the internal carotid artery and the cavernous sinus. **dental g., primitive,** a groove in the border of the jaws of the embryo. **developmental g's,** fine grooves in the enamel which mark the junction of the primitive lobes of a tooth. **genital g.,** a furrow in the embryo on the rima pudendi which develops into the urethra. **hamular g.,** a groove at the base of the hamular process through which moves the tendon of the tensor veli palatini muscle. **Harrison's g.,** a groove on the chest, above the anterior insertion of the diaphragm, said to be caused by the muscular effort of breathing in dyspnea. **interventricular g.,** the depression on the external surface of the heart, marking the course of the septum between the two ventricles. **lacrimal g.,** a depression in the wall of the orbit for the lacrimal sac. **Liebermeister's g's,** anteroposterior grooves on the surface of the liver due to irregular development. **medullary g.** Same as *neural g.* **mesal g.,** a groove on the floor of the fourth ventricle. **mesiolingual g.,** a groove over the junction of the fifth cusp on an upper molar tooth. **musculospiral g.,** a broad oblique groove on the posterior surface of the humerus for the musculospiral nerve and the superior profunda artery. Called also *sulcus radialis.* **mylohyoid g.,** a groove on the inner face of the ramus of the lower jaw for the mylohyoid artery and nerve. **nasal g.,** a longitudinal furrow on the inner surface of the nasal bone for a branch of the nasal nerve. **nasopalatine g.,** a furrow on the lateral surface of the vomer for the nasopalatine nerve. **nasopharyngeal g.,** a faint line between the nasal cavities and the rhinopharynx. **neural g.,** the groove assumed by the neural plate during its invagination to form the neural tube; called also *medullary g.* **olfactory g.,** a groove on the cribriform plate of the ethmoid bone on each side of the crista galli for the olfactory lobe of the cerebrum. **optic g.,** a trench on the upper surface of the sphenoid, in front of the olivary eminence, lodging the optic commissure. **posterior paramedian g.** See *sulcus intermedius posterior.* **posterolateral g.,** a groove on the medulla oblongata where are situated the roots of the spinal accessory, vagus, and glossopharyngeal nerves **primitive g.,** a lengthwise furrow on the outer surface of the primitive streak. **sagittal g.,** a groove on the inner surface of the skull for the superior longitudinal sinus. **Sibson's g.,** a furrow sometimes seen at the lower border of the pectoralis major muscle. **subclavian g.,** a furrow along the middle of the clavicle for the subclavius muscle. **subcostal g.,** a groove on the inner surface of the lower edge of a rib. **supplemental g's,** grooves on the surface of a tooth which do not mark (as do the developmental grooves) the junction of the primitive lobes of the tooth **trigeminal g.,** the embryonic structure which develops into the gasserian ganglion. **Verga's lacrimal g.,** a groove running downward from the lower orifice of the nasal duct. **vertebral g.** 1 The depression on either side of the spine. 2. A groove in the embryo formed from the primitive groove and developing into the medullary tube.

gross (grōs) [L *gros'sus* rough]. Coarse or large; macroscopic, taking no account of minutiæ.

Gross's disease, pill (grōs'ez) [Samuel D. *Gross,* American surgeon, 1805–1884]. See under *disease* and *pill.*

Grossich's method (grōs'iks) [Antonio *Grossich,* surgeon in Fiume, 1849–1926]. See under *method.*

Grossman's sign (grōs'manz) [Max *Grossman,* American physician, born 1881]. See under *sign.*

grotan (gro'tan). A proprietary disinfectant preparation.

ground-bundle (grownd'bun-dl). See under *bundle*

ground-itch. See under *itch.*

group. 1. An assemblage of objects having certain things in common. 2. A group of atoms forming a recognizable and usually a transferable portion of a molecule. **g.-agglutination.** See under *agglutination* **alcohol g.** There are three alcohol groups $-CH_2OH$ is the primary, $=CHOH$ the secondary, and $\equiv COH$ is the tertiary alcohol group. **blood g.** See *typing of blood.* **carotin g.** See under *carotin.* **characterizing g.,** a group of atoms which is characteristic of the class of substances in which it occurs. **colon-typhoid-dysentery g.,** a group of Gram-negative bacteria more or less resembling Bacterium typhosum. **complementophil g.,** the group of the amboceptor by means of which it is attached to the complement. **cytophil g.,** the group of the amboceptor by means of which it is anchored to the sensitive cell. **ergophore g., toxophore g., zymophore g.,** the group in an agglutinin, precipitinin, or lysin which brings about the specific action when properly anchored by the haptophore

group. **haptophore g.** See *haptophore*. **hemorrhagic-septicemia g.**, a group of bacteria of which Pasteurella pestis is the type organism. **hog cholera g.** See *paratyphoid-enteritidis g.* **paratyphoid-enteritidis g.**, a group of organisms which cause food poisoning in man and various diseases in animals. **proteus g.**, a group of bacteria of which Proteus vulgaris is the type organism. **Q. R. S. g.**, that portion of the electrocardiogram which is represented by these letters. See *electrocardiogram*. **g.-reaction.** See *group agglutination*, under *agglutination*. **saccarid g.** See under *saccharid*. **salmonella g.** See *paratyphoid-enteritidis g.* **sulphonic g.**, the group SO_2OH.

group-agglutination. See *agglutination*.

group diagnosis, medicine. See under *diagnosis* and *medicine*.

Grove's cell (grōv) [Sir William Robert *Grove*, English physicist, 1811–1896]. See under *cell*.

Gruber's bougies, speculum (groo'berz) [Josef *Gruber*, Austrian aurist, 1827–1900]. See *bougie* and *speculum*.

Gruber's fossa (groo'berz) [Wenaslaus Leopold *Gruber*, Russian anatomist, 1814–1890]. See *fossa*.

Gruber's reaction (gru'berz) [Max von *Gruber*, bacteriologist in Munich, 1853–1923]. See under *reaction*.

Gruby's disease (groo'bēz) [David *Gruby*, Hungarian physician in Paris, 1810–1898]. See under *disease*.

gruel (gru'el). A thin paste or porridge made of oatmeal or maize meal and water.

gruffs (grufs) The coarse part of a drug.

grumose, grumous (gru'moz, gru'mus) [L. *grumus* heap]. Clotted or lumpy.

Grünbaum's test (grēn'bowmz) [Albert S. *Grünbaum*, contemporary German physician]. See under *tests*.

Grünbaum-Widal test (grēn'bowm-ve'dal]. See *Widal test*, under *tests*.

grutum (gru'tum) [L.]. Milium: a lump in the skin caused by the retention of the secretion of a sebaceous gland.

Grynfelt's triangle (grin'felts) [J. G. *Grynfelt*, French surgeon who died in 1913]. See under *triangle*.

gryochrome (gri'o-krōm) [Gr. γρῦ morsel + χρῶμα color]. Any nerve-cell in which the stainable matter of the cell-body appears as fine granules: used also adjectively.

gryposis (gri-po'sis) [Gr. γρύπωσις]. Abnormal curvature.

G. S. An ethocain derivative used for local anesthesia. It is the hydrochlorid of beta-normal-butyl-allyl-amino-para-amino-benzoate.

G. S. W. Abbreviation for *gunshot wound*.

Gt., gt. An abbreviation for L. *gut'ta*, drop.

Gtt., gtt. An abbreviation for L. *gut'tæ*, drops.

guacamphol (gwa-kam'fol). Same as *guaiacamphol*.

guacetin (gwas'et-in). Same as *guaiacetin*.

guachamaca (gwah-shah-mah-kah') [Sp.]. The poisonous bark of *Maloue'tia nit'ida*, an apocynaceous tree of South America: used in hydrophobia and tetanus

guachamacin (gwah-shah'mah-sin). A poisonous alkaloid from guachamaca.

guacin (gwa'sin). A bitter, resinous principle from *Mika'niau ga'co:* stimulant, emetic, and diaphoretic.

guaco (gwah'ko) [Spanish American]. A name given to many South American plants, and especially to *Mik'ania gua'co:* useful in asthma, dyspepsia, gout, rheumatism, and in skin diseases. Dose of aqueous extract, 3 min. (0.199 c.c.).

guaconization (gwah-kon-i-za'shun). The effect produced by the free administration of guaco.

guaethol (gwa'eth-ol). Ethyl guaiacol, $OH.C_6H_4.O.C_2H_5$, an oily liquid, soluble in alcohol, ether, and chloroform, but insoluble in water and gelatin. It is used like guaiacol. Dose, 4–8 min. (0.25–0.5 c.c.).

guaiac (gwi'ak). See *Guaiacum*.

guaiacamphol (gwi-ak-am'fol). An insoluble white powder, the camphoric-acid ester of guaiacol, $C_8H_{14}(O.CO.C_6H_4.O.CH_3)_2$· used in the night-sweats of phthisis. Dose, 3–15 gr. (0.19–1 gm.).

guaiacene (gwi'as-ēn) A clear, oily liquid, C_8H_8O, derived by heat from guaiacum.

guaiacetin (gwi-ah-se'tin). A white, odorless powder, $C_6H_4.OH.OCH_2COOH$, or pyrocatechin monoacetate, soluble in water, formed by the action of chloracetic acid on pyrocatechin. It is used like guaiacol in phthisis. Dose, 7½ gr. (0.5 gm).

guaiaci lignum (gwah-i'as-i lig'num) [L.]. The wood of *Guaia'cum officina'le* and *G. sanc'tum*, trees of tropical America; lignum vitæ: alterative, expectorant, and diaphoretic. Dose of ammoniated tincture, 5–30 min. (0.333–2 c.c.); of ordinary tincture, 5–60 min. (0.333–4 c.c.).

guaiacin (gwi'as-in). A resin-like principle from guaiacum.

guaiacocain (gwi''ah-ko-ka'in). An anesthetic guaiacol and cocain mixture: used in dentistry.

guaiacodein (gwi-ak-o'de-in). A white, crystalline powder, $C_{25}H_{29}O_8NS$, the codein salt of guaiacol sulphonic acid.

guaiacodyl (gwi-ak'o-dil). See *cacodyliacol*.

guaiacol (gwi'ak-ol). The methyl-ether of pyrocatechin, a solid or a colorless, oily liquid, $OH.C_6H_4.O.CH_3$, derived from beech creosote useful in phthisis, and applied locally as an antiseptic. Dose, 2–10 min. (0.1–0.6 c.c.). **g. benzoate.** See *benzosol*. **g. biniodid,** a reddish-brown powder, $OH.C_6H_2I_2.O.CH_3$: used in tuberculosis. Dose, 5–10 gr. (0.3–0.6 gm.). **g. cacodylate,** a reddish, crystalline compound: used hypodermically in phthisis. **g. camphorate,** guaiacamphol. **g. carbonate,** duotol; a crystalline body, $CO(OC_6H_4.OCH_3)_2$: serviceable in typhoid fever and in tuberculosis, and safer than pure guaiacol. Dose. 15 gr. (1 gm.) **g. cinnamate,** styracol. **g. ethyl.** See *guaethol*. **g. ethylenate,** an ester in needles, $CH_3O.C_6H_4O.C_2H_4.OC_6H_4OCH_3$· used in tuberculosis. Dose, 7½–15 gr. (0.5–1 gm.). **g. methylglycholate,** monotal. **g. oleocreosote,** a yellow, oily liquid: used in tuberculosis. Dose, 15 min. (1 c.c.). **g.-phosphal,** guaiacol phosphite, $(CH_3O.C_6H_4O)_3P$; a salt in white or colorless needles· used in tuberculosis. Daily dose, 15–30 gr. (1–2 gm.). **g. phosphate,** a salt in colorless tablets, $(CH_3O.C_6H_4.O)_3PO$: used in the hectic fever of tuberculosis. Dose, 4 gr. (0.25 gm.). **g. salicylate,** a white, crystalline derivative of guaiacol and salicylic acid, $C_6H_4(OH)COO.C_6H_4OCH_3$. It is used as an antirheumatic and intestinal antiseptic. Dose, 5–15 gr. (0.333–1 gm.). **g. succinate,** an ester of guaiacol, in fine, silky needles, $C_4H_4O_4(C_6H_4OCH_3)_2$. **g. sulphonate.** See *thiocol*. **g. valerianate.** See *grosote*.

guaiacola (gwi-ak-o'lah). A proprietary guaiacol and cod-liver oil preparation.

guaiacolate (gwi-ak'o-lāt). A salt of guaiacol.

guaiacolize (gwi'ak-ol-īz). To treat with or bring under the influence of guaiacol.

guaiacophosphal (gwi''ak-o-fos'fal). Guaiacol phosphite: a proprietary remedy.

guaiacose (gwi'ak-ōs). A liquid somatose containing 5 per cent. of calcium guaiacolsulphonate, used as an antiseptic, expectorant, tonic, and nutrient.

Guaiacum (gwi'ak-um). A genus of zygophyllaceous trees, chiefly natives of South America and the West Indies. *G. sanc'tum* and *G. officina'le* (lignum vitæ) afford an official resin. **amber g.,** a very pure form of guaiacum. **oil of g.** 1. An

empyreumatic oil obtained by distilling guaiacum wood. 2. Guaiacum resin, 1 part; oil, 10 parts: used as an eye anesthetic. **resin of g.**, gum guaiac, or the resin of guaiacum wood: alterative, stimulant, and useful in rheumatism. Dose, 5–30 gr. (0.333–2 gm.); of tincture, 1 fl.dr. (4 c.c.); of ammoniated tincture, 30 min. (2 c.c.).

guaiacyl (gwi'as-il). A bluish-gray powder, guaiacol-sulphonic acid: a local anesthetic; used subcutaneously. **g. calcium**, calcium ortho-guaiacol-sulphonate, $[CH_3O.C_6H_3(OH)SO_3]_2Ca$, a blue-gray powder: employed as a local anesthetic.

guaiadol (gwi'ad-ol). Paraiodoguaiacol: used in pulmonary tuberculosis and tuberculous sarcoma. Dose, 1 gr. (0.6 gm.).

guaiaform (gwi'af-orm). A brownish-yellow antiseptic powder, methylene diguaiacol, $CH_2(C_6H_3(OH)OCH_3)_2$, a combination of guaiacol and formaldehyd.

guaiakinol (gwi'ak-in-ol). Guaiacolate of quinin.

guaialin (gwi'al-in). A greenish powder, methyldiguaiacol-benzoic ester. It is diuretic, antipyretic, and antiseptic. Dose, 10–20 gr. (0.65–1.3 gm.).

guaiamar (gwi'am-ar). A white, crystalline powder, guaiacol glyceryl ester, $CH_3O.C_6H_4.O.C_3H_7O_2$, formed by treating guaiacol with anhydrous glycerin. An intestinal and genito-urinary antiseptic, useful in tuberculosis, and used as an ointment in rheumatism. Dose, 5–20 gr. (0.333–1.333 gm.).

guaiaperol (gwi-ap'er-ol). Piperidin guaiacolate, a crystalline agent, used in tuberculosis. Dose, 4–20 gr. (0.26–1.333 gm.).

guaiaquin (gwi'ah-kwin). Guaiacol bisulphonate of quinin, $C_6H_3O_2CH_3HSO_3C_{20}H_{24}N_2O_2$, a yellow, crystalline powder, combining the antiseptic powers of guaiacol with the antiperiodic action of quinin. It is used as an intestinal antiseptic. Dose, 1–5 gr. (0.065–0.333 gm.).

guaiaquinol (gwi'ak-in-ol). Quinin dibromguaiacolate.

guaiarsin (gwi'ar-sin). A proprietary preparation, said to be cacodylate of guaiacol, used in influenza and tuberculosis. Dose, 1 gr. (0.065 gm.).

guaiasanol (gwi-ah-sa'nol). The hydrochlorid of diethyl-glycocoll-guaiacol, $CH_3O\,C_6H_4\,O\,CO\,CH_2\text{-}N(C_2H_5)_2.HCl$, a non-toxic antiseptic and anesthetic agent. It is used in diseases of the eye in 2–5 per cent solution, and is employed in diseases of the lungs and for the destruction of *Oxyuris vermicularis*. Dose, 45 gr. (3 gm.).

guaiasotol (gwi-as'o-tol). A proprietary syrup of guaiacol.

guaiodol (gwi'od-ol). A preparation of iodin, bismuth, and guaiacol, antiseptic, styptic, and astringent.

guanase (gwan'ās). An enzyme found in various tissues and converting guanin into xanthin.

guanidin (gwahn'id-in). A poisonous base, the amidin of amino carbamic acid, $NH.C(NH_2)_2$.

guanin (gwan'in). A white, crystalline base, 2-amino-6-oxypurin, $C_5H_5N_5O$, found in guano, fish scales, leguminous seedlings, and various animal tissues. It has a pearly lustre and is used in making artificial pearls. It is one of the decomposition products of nuclein and occurs as a white deposit in the tissues of swine affected with a kind of gout.

guano (gwah'no). The excrement of sea-fowl: used externally in skin diseases.

guanosin (gwan'o-sin). A nucleosid from guanylic acid. It is composed of guanin and a pentose. **g. deaminase**, an enzyme which converts guanosin into xanthosin. **g. hydrolase**, an enzyme which converts guanosin into guanin and sugar.

guanylic acid (gwan-il'ik). See under *acid*.

guarana (gwah-rah'nah) [Tupi-Guarani]. A dried paste prepared from the seeds of *Paullin'ia cupa'na*, a tree of Brazil, a nerve stimulant, useful in headache. Dose, 1–2 dr. (4–8 gm.); of fluidextract, 5–30 min. (0.333–2 c.c.).

guaranin (gwah-rah'nin). An alkaloid, $C_8H_{10}N_4O_2$, from guarana, nearly identical with caffein. Dose, 1–3 gr. (0.066–0.199 gm.)

Guarnieri's bodies or **corpuscles** (gwar-ne-er'-ez) [Giuseppi *Guarnieri*, Italian physician, 1856–1918]. See under *body*.

guathol (gwath'ol). A proprietary disinfectant: pyrocatechin ethyl ether.

guavacin (gwav'as-in). An anthelmintic alkaloid, $C_6H_9NO_2$, from the areca-nut, in colorless crystals.

guavacolin (gwav-ak'o-lin). The methyl ester of guavacin.

gubernacular (gu-ber-nak'u-lar). Pertaining to a gubernaculum.

gubernaculum (gu-ber-nak'u-lum) [L. "helm"]. Something which guides. **g. den'tis**, a band of connective tissue connecting the dental sac of the embryo with the gum. **Hunter's g.** Same as *g. testis*. **g. tes'tis**, the fetal cord attached to the lower end of the epididymis and to the bottom of the scrotum that governs the descent of the testis.

Gubler's icterus, line, paralysis, tumor, etc. (goob'lerz) [Adolphe *Gubler*, French physician, 1821–1870]. See *icterus, line, paralysis, tumor*, etc.

Gudden's commissure, ganglion, etc [Bernhardus von *Gudden*, German neurologist, 1824–1886] See *commissure, ganglion*, etc.

Guéneau de Mussy's point (ga-no' de mis-āz') [Noel François Odon *Guéneau de Mussy*, French physician, 1813–1885]. See *de Mussy's point*, under *point*.

Guenz. See *Gunz*.

Guenzburg. See *Gunzburg*.

Guérin's fold, glands, sinus, etc (ga-raz') [Alphonse *Guérin*, French surgeon, 1816–1895]. See *fold, gland, sinus*, etc.

guha (gu'hah). A sort of bronchial asthma, epidemic in the island of Guam.

guide (gīd). 1. A grooved sound. 2. A filiform bougie over which a tunneled sound is passed, as in stricture of the urethra.

guillotine (gil'o-tēn) [Fr.]. An instrument for cutting off a tonsil or uvula.

guinea-pig (gin'e-pig). A small rodent, *Ca'via coba'ya*, used extensively for experimental work.

guinea-worm (gin'e-worm). See *Dracunculus medinensis*.

Guinon's disease (ge-nawz') [Georges *Guinon*, French physician, born 1859]. See under *disease*.

guipsine (gip'sīn). A proprietary preparation from mistletoe used for lowering arterial tension in arteriosclerosis.

gujasanol (gu-jas'an-ol). Diethylglycocollguaiacol hydrochlorid anesthetic and antiseptic. Dose, 30 gr. (2 gm.); locally in 0.1–2 per cent. solution.

gulf, Lecat's (gulf). The hollow of the bulbous portion of the urethra.

gulhai (gul'hi). An endemic cattle plague of Sahel, one of the Italian possessions in the Red Sea.

Gull's disease (gulz) [Sir William Withey *Gull*, English physician, 1816–1890]. The idiopathic form of myxedema.

Gull-Sutton disease [See *Gull* and *Sutton*]. Arteriocapillary fibrosis.

gullet (gul'et). The esophagus; also the pharynx.

Gullstrand's slit lamp (gul'strandz) [Alvar *Gullstrand*, Swedish ophthalmologist, born 1862]. See under *lamp*.

gulose (gu'lōs). A hexose isomeric with dextrose.

gum (gum) [L. *gum'mi*]. 1. A mucilaginous excretion from various plants. 2. See *gingiva*. **acaroid g.**, a resin derived from *Xanthorrhœ'a has'tilis* and *X. arbo'rea*, tall liliaceous plants growing in Australia (named from *Aca'rois*, a former generic name). **animal g.**, a polysac-

charid isolated from various proteins and tissues; possibly an impure chondroitin. **g. arabic.** See *acacia*. **Australian g.** See *wattle g.* **Bassora g.**, a gum resembling gum arabic, from Persia. **g. benjamin, g. benzoin,** benzoin. **blackboy g.** Same as *acaroid g.* **blue g.** See *Eucalyptus*. **Botany Bay g.**, acaroid gum (*q. v.*). **British g.** See *dextrin*. **cape g.**, a gum from *Acacia horrida*. **chagual g.**, a gum like gum arabic, derived from *Pu'ya lanugino'sa*, a tree of Chili. **cherry-g.**, a gum that exudes from cherry and plum trees. **g. chicle.** See *chicle*. **doctor g.** Same as *hog g.* **eucalyptus g.** See *red g.* **g. guaiacum**, the resin of guaiacum. **hog g.**, a gum from *Rhus meto'pium* of South America **Kordofan g.**, the best variety of gum arabic from Kordofan and adjacent region. **mesquite g.**, a gum from *Proso'pis juliflor'a*, of Texas. **g. opium.** See *opium*. **Orenburg g.**, an edible, sweetish, gummy, and somewhat resinous substance collected in Russia from larch trees after forest fires: it is soluble in water. **red g.**, an exudation from the bark of *Eucalyp'tus rostra'ta:* used as an astringent and in throat affections. **g. senegal**, acacia. **succory g.**, a narcotic, resinous exudation from *Chon'drilla jun'cea*, a composite-flowered plant. **g. thus**, turpentine. **g.-tragacanth.** See *tragacanth*. **wattle g.**, the gum of several Australian species of *Aca'cia*, an excellent substitute for true gum arabic

gumanin (gu'man-in). White dammar.

gum-boil. A parulis or swelling of the gums caused by an abscess at the root of a tooth.

gumma (gum'ah), pl. *gum'mata* [L.]. A soft, gummy tumor occurring in tertiary syphilis, and made up of tissue resembling granulation tissue. Gummata form firm nodules, which grow slowly and finally disappear. **tuberculous g.**, an infectious granuloma of tuberculous origin.

gummate (gum'āt). An arabate.

gummatous (gum'at-us). Of the nature of gumma.

gummi (gum'i). Latin for *gum* (of plants).

gummose (gum'ōs). A sugar, $C_6H_{12}O_6$, formed by the action of dilute acids upon animal gum.

gummy (gum'e). Resembling a gum or a gumma.

gum-resin (gum-rez'in). A concrete juice exuding from various trees. The gum-resins consist of a principle soluble in water and insoluble in alcohol, combined with a volatile oil or resin soluble in alcohol, but not in water, and include ammoniac, asafetida, euphorbium, galbanum, gamboge, myrrh, olibanum, and scammony.

gums (gumz). See *gingiva*.

gun-cotton (gun-kot'n). Same as *pyroxylin*.

Günz's ligament (gints) [Justus Gottfried *Günz*, German anatomist, 1714–1789] See *ligament*

Günzburg's reagent, test (gints'boorgz) [Alfred *Günzburg*, German physician of the nineteenth century]. See under *reagent* and *tests*

gurgulio (gur-gu'le-o) [L.] The uvula.

gurjun (goor'jun). Gurjun balsam; an oleoresin from *Dipterocar'pus lævis*, a tree of southern Asia. It is used as an expectorant, for gonorrhea, and for leprosy. Dose, 10–50 min. (0.666–3.333 c.c.).

guru (goo'roo). Same as *kola*.

Gussenbauer's clamp, operation, suture (goos'en-bow-erz) [Carl *Gussenbauer*, German surgeon, born 1842]. See *clamp, operation, suture*.

gustation (gus-ta'shun) [L. *gusta'tio*, from *gusta're* to taste]. The sense of taste.

gustatory (gus'tat-o-re) [L. *gustato'rius*]. Pertaining to the sense of taste.

gustometry (gus-tom'et-re) [L. *gusta're* to taste + Gr. *μέτρον* measure]. The measurement of the acuity of the sense of taste

gut (gut). 1. The intestine or bowel. 2. Catgut. **fore-g., head-g.**, an embryonic organ whence are derived the pharynx, esophagus, stomach, and duodenum. **hind-g.**, the lower part of the embryonic alimentary tract which develops into the colon. **mid-g.**, the mesogaster. **tail-g.**, a prolongation of the archenteron into the tail of the early embryo.

Guthrie's muscle (guth'rēz) [George James *Guthrie*, English surgeon, 1785–1856]. The compressor urethræ muscle.

gutta (gut'ah), pl. *gut'tæ* [L. for "drop"]. A minute spheric mass of liquid: assumed to be equal to a minim (*q. v.*). **g.-percha**, the coagulated milky juice of various trees of the genus *Palaquium*. **g. rosa'cea.** Same as *acne rosacea*. **g. sere'na**, amaurosis.

Guttat. Abbreviation for *guttatim*.

guttate (gut'āt). Characterized by lesions that are drop-shaped.

guttatim (gut-a'tim) [L.]. Drop by drop.

gut-tie (gut-ti). 1. A twisting of the intestine of animals, causing colicky pains. 2. A condition in cattle in which a loop of intestine passes through a tear in the peritoneum and is held there, producing obstruction of the bowels.

Guttmann's sign (goot'mahnz) [Paul *Guttmann*, Berlin physician, 1834–1893]. See under *sign*.

Gutt. quibusd. Abbreviation for L. *gut'tis quibus'dam*, with a few drops.

guttur (gut'ur). Latin for *throat*.

guttural (gut'u-ral). Pertaining to the throat.

gutturotetany (gut"u-ro-tet'an-e) [*guttur* + *tetany*] A guttural spasm, resulting in a kind of stutter.

guvacin (gu'vas-in). An alkaloid from the arecanut, teniacidal.

Guy de Chauliac. See *Chauliac*.

Guy's pill (gīz) [William Augustus *Guy*, English physician, 1819–1900]. See under *pill*.

Guyon's amputation, isthmus, sign (ge-yonz') [Félix Jean Casimir *Guyon*, surgeon in Paris, 1831–1920]. See under *amputation, isthmus*, and *sign*.

Gwathmey's oil-ether anesthesia (gwath'mēz) [James T. *Gwathmey*, contemporary New York surgeon]. See under *anesthesia*.

Gye-Barnard organism. Gye and Barnard assert that a filtrable virus is the cause of cancer.

gymnastics (jim-nas'tiks) [Gr. *γυμναστικός* pertaining to nakedness] Systematic muscular exercise **ocular g.**, systematic exercise of the eye muscles in order to secure proper movement, accommodation, or fixation. **Swedish g.**, a system of movements made by the patient against resistance on the part of the attendant. **vocal g.**, methodic exercise of the voice for the purpose of increasing the lung expansion.

Gymnema (jim-ne'mah). A genus of trees. The leaves of *G. sylves'tre*, of Africa, are used to disguise the taste of unpleasant medicines.

gymnemic acid (jim-nem'ik). See under *acid*.

Gymnoascea (jim-no-as'e-e). A family of the ascomycetous fungi in which the reproductive organs are in the form of naked asci

gymnobacteria (jim"no-bak-te're-ah) [Gr. *γυμνός* naked + *bacteria*]. Non-flagellate bacteria.

gymnocarpous (jim-no-kar'pus) [Gr. *γυμνός* naked + *καρπός* fruit]. Having the hymenium exposed during spore formation: said of certain fungi.

gymnocyte (jim'no-sīt) [Gr. *γυμνός* naked + *κύτος* cell]. A cell with no cell wall.

gymnophobia (jim-no-fo'be-ah) [Gr. *γυμνός* naked + *φόβος* fear]. Insane dread of the sight of the naked body.

gymnoplast (jim'no-plast) [Gr *γυμνός* naked + *πλαστός* formed]. A mass of protoplasm without an inclosing wall.

gymnosperm (jim'no-sperm) [Gr. γυμνός naked + σπέρμα seed]. A plant in which the seeds are not inclosed in an ovary.

gymnospore (jim'no-spōr). A spore without any protective envelope.

gymnosporidia (jim''no-spo-rid'e-ah) [Gr. γυμνός naked + *sporidium*]. A group of animal microorganisms, examples of which have been found in human blood.

gynæcology (jin-e-kol'o-je). See *gynecology*.

gynæcophorus (jin-e-kof'o-rus). Same as *Bilharzia*.

gynandrism (jin-an'drizm) [Gr. γυνή woman + ἀνήρ man]. 1. Hermaphroditism in the male. 2. Partial pseudohermaphroditism in the female, characterized by hypertrophy of the clitoris and union of the labia majora, simulating in general appearance the penis and scrotum.

gynandroid (ji-nan'droid) [Gr. γυνή woman + ἀνήρ man]. A hermaphrodite woman resembling a man.

gynandromorphism (jin-an-dro-mor'fizm) [Gr. γυνή female + ἀνήρ male + μορφή form]. The quality of having both male and female characters.

gynandromorphous (jin-an-dro-mor'fus). Having both male and female qualities.

gynase (jin'ās) [Gr. γυνή female + *-ase* ferment]. A hypothetical enzyme-like substance regarded as the material basis of femaleness in heredity. Cf. *andrase*.

gynatresia (jin-ah-tre'ze-ah) [Gr. γυνή woman + α priv. + τρῆσις perforation]. An imperforate condition of the vagina.

gynecic (jin-e'sik). Pertaining to women.

gynecium, gynœcium (jin-e'se-um) [Gr. γυνή woman + οἶκος house]. The female part of a flower

gynecoiatry (jin-e-ko-i'at-re). Gyniatrics.

gynecologic, gynecological (jin-e-ko-lo'jik, jin-e-ko-loj'ik-al). Pertaining to gynecology.

gynecologist (jin-e-kol'o-jist). A person skilled in gynecology.

gynecology (jin-e-kol'o-je) [Gr. γυνή woman + λόγος discourse]. That branch of medicine which treats of women's constitution and diseases, especially of the genital, urinary, and rectal diseases occurring in women.

gynecomania (jin-e-ko-ma'ne-ah) [Gr. γυνή woman + μανία madness]. Satyriasis.

gynecomastia (jin''e-ko-mas'te-ah) [Gr. γυνή woman + μαστός breast]. Excessive size of the male mammary glands.

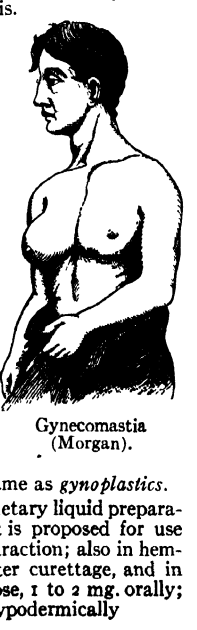

Gynecomastia (Morgan).

gynecomastism (jin-ek-o-mas'tizm). Gynecomastia.

gynecomasty (jin'e-ko-mas-te). Gynecomastia.

gynecomazia (jin-e-ko-ma'-ze-ah). Same as *gynecomastia*.

gynecopathy (jin-e-kop'-ath-e) [Gr. γυνή woman + πάθος disease]. A disease peculiar to women.

gynephobia (jin-e-fo'be-ah) [Gr. γυνή woman + φόβος fear]. Dread of or morbid aversion to the society of women.

gyneplasty (jin'e-plas-te). Same as *gynoplastics*.

gynergen (jin'er-jen). A proprietary liquid preparation of ergotamin tartrate. It is proposed for use like ergot to cause uterine contraction; also in hemorrhage following abortion, after curettage, and in postpartum endometritis. Dose, 1 to 2 mg. orally; 0.25 mg. intramuscularly or hypodermically

gynesin (jin'es-in). A nitrogenous compound found in small amounts in female urine, $C_{19}H_{23}N_5O_3$.

gyniatrics (jin-e-at'riks) [Gr. γυνή woman + ἰατρικός medical]. Treatment of diseases of women.

gyniatry (jin-e-at're). Gyniatrics.

gynocardate (jin-o-kar'dāt). A salt of gynocardic acid.

Gynocar'dia odora'ta. A tropical tree; the oil from the seeds has been used in the treatment of leprosy. See *chaulmoogra*.

gynocardin (jin-o-kar'din). A cyanophoric glucosid from *Gynocardia odorata*. It yields glucose, prussic acid, and an unknown substance, $C_6H_8O_4$, on hydrolysis.

gynocyanauridzarin (jin''o-si''an-aw-rid'za-rin). A crystalline remedy, $(C_9H_{21}O_7)_3KCNOAu_3$, it being a principle from *Gynocardia lancifolia'ta* combined with gold cyanid· given in minute doses for tuberculosis and leprosy.

gynodyne (jin'o-dīn). A proprietary preparation of acetylparaminophenyl-acetylsalicylate· used for the after-pains of childbirth.

gynogenesis (jin-o-jen'es-is) [Gr. γυνή woman + γένεσις production]. Development of an egg which contains only maternal chromosomes and nuclei.

gynoplastics (jin-o-plas'tiks) [Gr. γυνή woman + πλαστός formed]. The plastic surgery of the female reproductive organs.

gynoplasty (ji'no-plas-te). Gynoplastics.

gynosin (ji'no-sin) [Gr. γυνή woman]. A proprietary remedy for disease of the female reproductive organs.

gynoval (jin'o-val). Isoborneol isovalerate, $(CH_3)_2.CH.CH_2.COO.C_{10}H_{17}$: used in functional neuroses. Dose, 7 gr (0 5 gm.) three times a day.

gypsum (jip'sum) [L.; Gr. γύψος]. Calcium sulphate: when calcined, it becomes plaster-of-Paris, much used in making permanent dressings for fractures.

gyraldose (ji-ral'dōs). A proprietary antiseptic for local gynecologic use.

gyrate (ji'rāt) [L *gyra'tus* turned round]. Twisted in a ring or spiral shape.

gyration (ji-ra'shun). Revolution in a circle or in circles.

gyre (jīr) [L. *gy'rus;* Gr. γῦρος circle]. See *gyrus*. **dentate g.** See *convolution, dentate*.

gyrencephalic (ji-ren-sef-al'ik) [Gr. γῦρος gyrus + ἐγκέφαλον brain] Having a brain marked by convolutions. Cf. *lissencephalic*.

gyri (ji'ri) [L.]. Plural of *gyrus*. **g. bre'ves in'sulæ.** Same as *preinsular gyrus*. **g. oper'ti,** the convolutions of the island of Reil.

gyrochrome (ji'ro-krōm) [Gr. γῦρος turn + χρῶμα color]. A nerve-cell in which the Nissl bodies have a ring-like arrangement in the cytoplasm. Cf. *arkyochrome, perichrome,* and *stichochrome*.

gyroma (ji-ro'mah) [Gr. γῦρος turn]. A form of tumor of the ovary, consisting of a convoluted, highly refracting mass.

gyromele (ji'ro-mēl). A flexible catheter tipped with sponge: also a stomach-tube with a rotating center, used in treating the stomach.

Gy'ropus ova'lis. A biting louse found on guinea-pigs. Its abdomen is almost twice as broad as long

gyrosa (ji-ro'sah) [L.]. Gastric vertigo in which everything seems to turn round.

gyrose (ji'rōs). Marked by curved lines or circles.

gyrospasm (ji'ro-spazm) [Gr. γῦρος circle + *spasm*]. Rotatory spasm of the head.

gyrotrope (ji'ro-trōp). Same as *rheotrope*.

gyrous (ji'rus) Gyrose.

gyrus (ji'rus), pl. *gy'ri* [L.; Gr. γῦρος]. 1. A convolution or fold of the cerebral cortex bounded by fissures or sulci. 2. A structure which winds

round the brain-stem and central parts of the cerebral hemisphere. **angular g.**, a cerebral convolution continuous anteriorly with the supramarginal gyrus. **annectent g.**, any one of the four gyri which connect the occipital and parietotemporal lobes. **gyri bre'ves in'sulæ** [B N A], preinsular gyrus. **Broca's g.**, the inferior frontal gyrus. **g. callo'sus**, the callosal convolution. **g. centra'lis**, central convolution. **g. cin'guli** [B N A], the callosal convolution. **dentate g.**, an imperfect convolution within the dentate fissure. **g. descen'dens, Ecker's g.**, the aftermost of the occipital convolutions of the cerebrum. **g. fornica'tus** [B N A], the marginal portion of the cerebral cortex on the medial aspect of the hemisphere, including the gyrus cinguli, gyrus hippocampi, and others. Called also *limbic lobe*. **frontal g., ascending**, a part of the frontal lobe, bounded in front by the precentral fissure, and dorsally by the fissure of Rolando **frontal g., inferior**, the lower and outer portion of the frontal lobe of the cerebrum **frontal g., middle**, a convolution between the superfrontal and subfrontal fissures. **frontal f., superior**, a gyrus of the frontal lobe above the superfrontal fissure. **fusiform g., subcollateral g.**, a gyrus connecting the temporal and occipital lobes, and situated under the collateral and over the subtemporal fissure. **g. genic'uli**, a vestigial gyrus at the anterior end of the corpus callosum. **Heschl's g.**, the transverse temporal convolution **hippocampal g., g. hippocamp'i**, a convolution between the hippocampal and collateral fissures. **infracalcarine g.**, the lingual lobule on the under surface of the temporal lobe. **g. lim'bicus.** Same as *indusium griseum*. **lingual g.**, the median occipitotemporal convolution of the brain. **g. lon'gus in'sulæ** [B N A], a long gyrus forming the postinsula. **marginal g.**, a convolution of the frontal lobe bordering on the callosomarginal fissure. **occipital g.**, any of the three (superior, middle, and inferior) gyri of the occipital lobe. **occipitotemporal g.** Same as *fusiform g.* **g. olfacto'rius media'lis of Retzius.** See *area parolfactoria*. **orbital g.**, the orbital convolution. **paracentral g.**, one on the mesial surface of a cerebral hemisphere, having the paracentral fissure in front and the precuneus behind. **parietal g.**, either one of the gyri (ascending and inferior) of the parietal lobe. **parietal g., ascending**, a gyrus having the fissure of Rolando in front, the intraparietal behind, and the fissure of Sylvius below **paroccipital g.**, the first, or superior occipital, gyrus of the cerebrum. **preinsular g.**, a number of radiating gyri forming the preinsula **g. profun'di cer'ebri**, the deep cerebral convolutions. **quadrate g.**, an upward extension of the gyrus fornicatus on the median surface of the parietal lobe **g. rec'tus** [B N A], a cerebral convolution on the orbital aspect of the frontal, between the olfactory fissure and the mesial margin. **Retzius' g., sagittal g.**, a large convolution of the brain running parallel with the sagittal suture of the skull. **g. subcallo'sus** [B N A], the subcallosal convolution. **g. supracallo'sus**, the supracallosal convolution. **supramarginal g.**, that part of the inferior parietal convolution which curves around the upper end of the sylvian fissure. **temporal g.**, any gyrus of the temporal lobe. **g. transiti'vus** [B N A] Same as *annectent g.* **uncinate g., g. uncina'tus**, the forward continuation of the hippocampal gyrus; its anterior end is hook shaped; called also *uncus*.

H

H. The symbol for *hydrogen;* also an abbreviation for *haustus* (a draft), *horizontal*, L. *ho'ra*, hour, *hypermetropia*, and *Holzknecht unit*. See *unit*.

H^+. The symbol for hydrogen ion.

h. An abbreviation for *Planck's constant*.

Haab's magnet, reflex (hahbz) [O *Haab*, professor of ophthalmology in Zurich, born 1850]. See under *magnet* and *reflex*.

habena (hab-e'nah), pl *habe'næ* [L. "rein"]. The peduncle of the pineal gland. See *habenula* (3d def.).

habenal, habenar (hab-e'nal, hab-e'nar). Pertaining to the habena, especially to the pedicle of the pineal body.

habenula (hab-en'u-lah), pl. *haben'ulæ* [L.]. 1. Any frenum or rein-like structure. 2. Any one of a set of such structures in the cochlea 3. [B N A] A triangular area on the dorsomedial aspect of the thalamus, immediately rostral to the pineal body on each side. It marks the position of an underlying nuclear mass, the nucleus habenulæ or habenular ganglion. The term is sometimes applied to the nucleus habenulæ as well as the area itself. Called also *trigonum habenulæ, habenular trigone*, and *habena*. **h. arcua'ta**, the inner portion of the basilar membrane of the cochlea. **h. cona'rii**, the peduncle of the pineal body. **Haller's h.**, the remains of the processus vaginalis of the peritoneum. **h. pectina'ta**, the outer portion of the basilar membrane of the cochlea. **h. perfora'ta.** Same as *foramen nervosum*. **h. urethra'lis**, either of two whitish lines extending from the urinary meatus to the clitoris in girls and young women.

habenular (hab-en'u-lar). Pertaining to the habenula. **h. body, h. ganglion, h. nucleus.** See *nucleus habenulæ*. **h. trigone.** See *habenula*.

habit (hab'it) [L. *hab'itus*, from *habe're* to hold]. 1 A fixed or constant practice established by frequent repetition. 2. Predisposition or bodily temperament. **apoplectic h.** Same as *full h.* **drug h.**, the habitual use of a drug, drug addiction. **endothelioid h.**, a condition in which the nucleus of a cell is relatively small as compared with the cytoplasm. **full h.**, a plethoric condition marked by engorgement of the visible blood-vessels, flushed face, and a tendency to fatness. **glaucomatous h.**, shallowness of the anterior chamber of the eye with dilated pupil seen in persons who have a predisposition to glaucoma **leukocytoid h.** Same as *endothelioid h.* **physiological h.**, an acquired modification of behavior or response to stimulation brought about and permanently fixed by constant repetition. **h.-spasm.** See *spasm*. **vibratory h.**, a nervous disease due to bicycle riding.

habitat (hab'it-at). The natural abode or home of an animal or plant species.

habitus (hab'it-us). Latin for *habit*. **h. apoplec'ticus.** See *full habit*, under *habit*. **h. enterop'ticus**, the bodily conformation seen in enteroptosis, marked by a long narrow abdomen. **h. phthis'icus**, a bodily habit predisposing to pulmonary tuberculosis, marked by pallor, emaciation, poor muscular development, and small bones.

habromania (hab-ro-ma'ne-ah) [Gr. ἁβρός graceful + μανία madness]. Amenomania: insanity with marked gaiety or cheerfulness.

Habronema (hab-ro-ne'mah). A genus of nematode worms parasitic in the stomach of horses in Australia. The larval forms are taken up from the feces of horses by flies and transmitted to the skin of horses when they produce a dermatitis and a

form of granuloma; in the conjunctiva they produce bungeye.

habronemiasis (hab-ro-ne-mi'as-is). Infection with Habronema, causing summer dermatitis (esponja) and granuloma in Brazilian horses.

habronemic (hab-ro-ne'mik). Caused by *Habronema*.

hachement (ahsh-maw') [Fr.]. A chopping or hacking stroke in massage.

Hackenbruch's experience (hah'ken-brooks) [Peter Theodor *Hackenbruch*, German surgeon, born 1805]. The area of anesthesia produced by the injection of a local anesthetic is rhombic shaped.

hacking (hak'ing). Same as *hachement*.

hadernkrankheit (hahd'ern-krank-hit) [Ger.]. A disease affecting rag-pickers, variously regarded as anthrax or malignant edema.

hæ-. For words beginning thus, see those beginning *he-*.

Haeckel's law (hek'elz) [Ernst Heinrich *Haeckel*, German naturalist, 1834–1919]. See under *law*.

hæm (hem). The non-protein, insoluble iron-pyrrol compound found in hemoglobin, in other respiratory pigments, and in many cells both animal and vegetable.

Hæmadip'sa ceylon'ica. A leech common in Ceylon and annoying to man and animals. Its bite is painful. **H. japon'ica**, a species found in Japan.

Hæmamœba (hem-am-e'bah). See *Hæmosporidia*.

Hæmaphy'salis leach'i. The common day tick of South Africa. It transmits Piroplasma canis.

Hæmapium (hem-a'pe-um). A genus of plasmocytes. *H. ried'yi* occurs in the erythrocytes of certain salamanders.

hæmato-. For words beginning thus, see those beginning *hemato-*.

Hæmato'bium ir'ritans. Small flies, "horn flies," which are very troublesome to cattle.

Hæmatopinus (hem-at-o-pi'nus). A genus of sucking lice, species of which infest horses, swine, and cattle.

Hæmatopota. See *Hæmatopota*.

hæmatoxylin. See *hematoxylin*.

Hæmatoxylon (hem-at-ok'sil-on) [Gr. αἷμα blood + ξύλον wood]. A genus of leguminous trees. The heart-wood of *H. campechia'num*, or logwood, contains tannin and is astringent. Dose of extract, 5–20 gr. (0.333–1.333 gm.).

Hæmenteria (hem-en-te're-ah). A genus of leeches. *H. ghilian'ii* is found in Brazil. *H. officinalis*, a species used for medicinal purposes in Mexico and South America.

hæmo-. For words beginning thus, see those beginning *hemo-*.

Hæmocytozoa (hem-o-si-to-zo'ah). Same as *Hæmosporidia*.

Hæmodip'sus ventrico'sus. The common sucking louse of the rabbit.

hæmoferrum (he-mo-fer'um) [Gr. αἷμα blood + L. *fer'rum* iron]. A proprietary name for a remedy, said to be pure oxyhemoglobin, from bullock's blood.

Hæmoflagellates (he-mo-flaj'el-āts). Those flagellate protozoa which are parasitic in the blood of vertebrate animals.

Hæmogregarinæ (hem"o-greg-ar-i'ne). See *Hæmosporidia*.

Hæmon'chus contor'tus. See *wireworm*.

Hæmopis (hem-o'pis). A genus of leeches. *H. pal'udum* is parasitic in the nose and throat in Ceylon. *H. sanguisu'ga* of Europe and North Africa infests the nasal passages.

hæmorrhagia (hem-o-ra'je-ah) [L.]. Hemorrhage. **h. per rex'in**, hemorrhage from rupture of a blood-vessel.

Hæmosporidia (hem-o-spo-rid'e-ah). A group of sporozoa which live parasitically in the red blood-corpuscles of vertebrate animals. The Hæmosporidia are divided into the Hæmamœbæ and the Hæmogregarinæ. The Hæmamœbæ include the *Plasmodium malariæ*, the *Proteosoma præcox* of birds, the *Plasmodium kochi* of apes, the halteridium of birds, the piroplasma of Texas cattle fever, and that of dogs and horses. The *Hæmogregarinæ* include parasites of cold-blooded animals and mammals, such as *Lankestrella* (*Drepanidium*) *ranarum* of frogs, the parasite of water tortoise, the karyolysus of lizards, the leukocytozoon in dogs, the *H. gerbilli* of an Indian rat, and *H. jaculi* of the jerbou.

hæmosporidium (hem-o-spo-rid'e-um), pl. *hæmosporidia*. Same as *plasmodium*.

hæmotrophin (hem-ot'ro-fin). A proprietary liquid preparation of hemoglobin.

Haën's pills (hah'enz) [Anton de *Haën*, Dutch physician in Vienna, 1811–1884]. See under *pill*.

Haff disease [named from the Konigsberg *Haff*, a fresh water bay connected with the Baltic Sea]. See under *disease*.

Haffkine's serum (haf'kīnz) [Waldemar Mordecai Wolff *Haffkine*, a Russian-English bacteriologist in India, born 1860]. See under *serum*.

haffkinize (haf'kin-iz). To immunize with Haffkine's serum.

hafnium (haf'ne-um) [L. *Haf'niæ*, Copenhagen]. A chemical element of atomic number 72 and atomic weight 178.6. A homologue of zirconium, discovered in 1922 by Coster and Havesy of Copenhagen, in extracts of zirconium minerals.

hafussi bath (hah-foos'e). See under *bath*.

Hagedorn needle (hahg'ed-orn) [Werner *Hagedorn*, German surgeon, 1831–1894]. See *needle*.

hageen (hag-ēn'). A superfatted soap containing 33 33 per cent. mercury, used by inunction in syphilis.

Hagenia (ha-je'ne-ah). See *Brayera*.

hagiotherapy (ha-je-o-ther'ap-e) [Gr. ἅγιος sacred + θεραπεία treatment]. Miraculous healing by a holy man.

Hagner's operation (hag'nerz) [Francis R. *Hagner*, American surgeon, born 1873]. See under *operation*.

hahnemannian (hah-ne-man'e-an). Pertaining to Christian Friedrich Samuel *Hahnemann* (1755–1843), founder of homeopathy.

hahnemannism (hah'ne-man-izm). Homeopathy.

Haidinger's brushes (hi'ding-erz) [Wilhelm von *Haidinger*, Austrian mineralogist, 1795–1871]. Two conic, brush-like images, with apices touching, seen on looking through a Nicol prism.

Haines's formula, reagent, test (hānz') [Walter Stanley *Haines*, Chicago chemist, 1850–1923]. See under *formula* and *tests*.

hair (hare) [L. *capil'lus*]. A filamentous outgrowth of the body, consisting of modified epidermic tissue; also the aggregate of small filaments, especially that of the scalp. A hair consists of a cylindric *shaft* and a root, which is contained in a flask-like depression (*hair-follicle*) in the corium and subcutaneous tissue. The base of the root is expanded into the *hair-bulb*, which rests upon the *hair-papilla*. **auditory h's**, hair-like attachments of the specialized epithelial cells of the cristæ acusticæ and the maculæ acusticæ. **h.-ball**, a concretion in the stomach composed of hair, vegetable fiber, etc., matted together. Called also *hair-cast*, *hair-mass*, *trichobezoar*, *phytotrichobezoar*, and *tumeur pileuse*. **beaded h.**, hair marked with alternate swellings and constrictions. **h.-bulb**. See under *hair*. **h.-cell**. See *cell*. **h.-follicle**. See *follicle*. **Frey's h's**, stiff hairs mounted in a handle: used for testing the sen-

sitiveness of the pressure points of the skin. **moniliform h.**, monilethrix. **h.-papilla.** See under *hair*. **ringed h.**, a condition in which each hair has a ringed appearance, due to patches of white. **Schridde's cancer h's**, occasional coarse, dull hairs on the beard and temples, seen in patients with cancer and other cachectic conditions. **sensory h's**, ciliaform bristles attached to the apex of a taste-bulb. **stellate h.**, a hair split at the end in a star-like form. **tactile h's**, hairs with sensibility of touch.

haircap (hare'kap). See *Polytrichum*.

hair-matrix. The epidermic root of a hair-follicle

halakone (hal'ak-ōn). A small conic plug of stiffened gauze used for introducing medicaments into the nostril.

halazone (hal'az-ōn). A compound, $Cl_2N.O_2S.C_6H_4$-COOH, or p-sulphondichloramidobenzoic acid. used in the disinfection of water in the proportion of 1 to 300,000.

Hales's piezometer (hālz) [Stephen *Hales*, English physiologist, 1677–1761]. See *piezometer*.

half-life period. See under *period*.

half-retinal (hahf-ret'in-al). Affecting one-half of the retina.

halid, halide (hal'id). 1 Same as *haloid*. 2. A salt of an alkali metal, as lithium, sodium, potassium, etc.

hali-ichthyotoxin (hal''i-ik-the-o-tok'sin). A poisonous base of bacterial origin from stale fish.

halisteresis (hal''is-ter-e'sis) [Gr. ἅλς salt + στέρησις privation]. Osteomalacia; a loss or lack of the lime-salts of bone. **h. ce'rea**, waxy softening of the bones.

halisteretic (hal''is-ter-et'ik). Affected with or of the nature of halisteresis.

halitosis (hal-it-o'sis) [L. *ha''itus* exhalation]. Offensive breath; bad breath.

halituous (hal-it'u-us) [L. *hal'itus* breath]. Covered with moisture or vapor.

halitus (hal'it-us) [L]. An exhalation or vapor; an expired breath.

Hall's disease (hawlz). See under *disease*.

Hallé's point (al-āz') [Adrien Joseph Marie Noel *Hallé*, French physician, born 1859] See under *point*.

Haller's ansa, arch, circle, fretum, line, etc. (hal'erz) [Albrecht von *Haller*, Swiss physiologist, 1708–1777]. See the nouns.

hallex (hal'eks) [pl. *hal'lices*]. Same as *hallus*.

Hallion's law, test (al-yawz') [L. *Hallion*, French physiologist] See under *law* and *tests*.

Hallopeau's disease (al-op-ōz') [Henri *Hallopeau*, French dermatologist, 1842–1919]. Pustular dermatitis.

hallucal (hal'u-kal). Pertaining to the hallux or great toe.

hallucination (hal-u-sin-a'shun) [L. *hallucina'tio*]. A sense perception not founded on an objective reality. Compare *delusion* and *illusion* **depressive h.**, a condition of acute depression with hallucinations. **haptic h.**, hallucination of the sense of touch. **stump-h.**, the sensation of the existence of a limb or part of a limb after its amputation.

hallucinosis (hal-u-sin-o'sis). The condition of being possessed by hallucinations. **alcoholic h.**, a psychosis often occurring in chronic alcoholism, marked by auditory hallucinations and loose delusions of persecution.

hallus, hallux (hal'us, hal'uks) [L.]. The great toe. **h. doloro'sa, h. rig'idus**, a painful disease of the great toe, usually associated with flat-foot. **h. flex'us**, hammer-toe. **h. val'gus**, displacement of the great toe toward the other toes. **h. va'rus**, displacement of the great toe away from the other toes.

Hallwacks effect. See under *effect*.

halmatogenesis (hal''mat-o-jen'-es-is) [Gr. ἅλμα a jump + γένεσις production]. A sudden alteration of type from one generation to another. Called also *saltatory variation*.



Hallux valgus.

halo (ha'lo) [L.; Gr. ἅλως]. 1. A circle, especially a colored circle seen around a light in glaucoma. 2. A ring seen around the macula lutea in an ophthalmoscopic image. 3. The imprint of the ciliary processes upon the vitreous body. **h. glaucomato'sus**, a whitish ring around the optic disk in glaucoma.

halogen (hal'o-jen) [Gr. ἅλς salt + γεννᾶν to produce]. Any element capable of forming a haloid salt the halogens are chlorin, bromin, iodin, and fluorin. **h.-protein.** See under *protein*

haloid (hal'oid) [Gr ἅλς salt + εἶδος form]. Resembling sodium chlorid, or common salt.

halometer (ha-lom'et-er) [*halo* + Gr. μέτρον measure]. An instrument for measuring ocular halos.

halosteresis (hal-os-ter-e'sis) Halisteresis.

Halsted's operation (hal'stedz) [William Stewart *Halsted*, Baltimore surgeon, 1852–1922]. See under *operation*.

Halteridium (hal-ter-id'e-um) [Gr. ἁλτήρ leaping-weight]. See *Hemoproteus columbæ*. **H. danliew'skyi** is the malarial parasite of large birds.

Haly Abbas. See *Ali Abbas*.

halzoun (hal'zūn). A disease of Syria caused by *Fasci'ola hepat'ica*, which attaches itself to the pharyngeal mucous membrane, causing roaring in the ears, auricular tension, dysphagia, dyspnea, and asphyxia.

ham (ham). 1. The popliteal region. 2. The hip, buttock, and thigh.

hamamelidin (ham-am-el'id-in). Hamamelin.

hamamelin (ham-am-e'lin). A precipitate prepared from *Hamame'lis virgin'ica* tonic and astringent. Dose, ½ gr. (0 033 gm).

Hamamelis (ham-am-e'lis) [Gr. ἅμα like + μῆλον apple-tree] A genus of hamamelaceous trees and shrubs. The leaves of *H. virgin'ica*, or witch-hazel, are styptic, sedative, and vulnerary, and are used in internal hemorrhages and threatened abortion, and locally in inflamed conditions. Dose, 1–60 min. (0.066–4 c c).

hamarthritis (ham-ar-thri'tis) [Gr. ἅμα together + ἀρθρῖτις gout]. Arthritis of all the joints at the same time.

hamartia (ham-ar'she-ah) [Gr. ἁμαρτία defect]. A defect in tissue combination during development.

hamartoblastoma (ham-ar''to-blas-to'ma) [Gr. ἁμαρτία defect + βλάστος germ + -ωμα tumor]. A tumor developing from a hamartoma.

hamartoma (ham-ar-to'mah) [Gr. ἁμαρτία error + -ωμα tumor]. Albrecht's term for a tumor due to overdevelopment of some tissue element which belongs normally at the site where it is found, or to abnormal relationship of a normally situated tissue element.

hamatum (ha-ma'tum) [L. " hooked "]. The unciform bone.

Hamberger's schema (ham'ber-gerz) [Georg Erhard *Hamberger*, German physician, 1697–1755]. See under *schema*.

Hamburger interchange (ham'ber-ger). [Hartog Jacob *Hamburger*, Dutch physiologist, 1860–1924]. The ionic interchange between the corpuscles and plasma of the blood which regulates the neutrality of the blood. Called also *secondary buffering*.

Hamilton's bandage, pseudophlegmon, test [Frank Hastings *Hamilton*, American surgeon, 1813–1875]. See *bandage*, etc.

Hammarsten's test [Olof *Hammarsten*, physiologist in Upsala, born 1841]. See under *tests*.

Hammerschlag's test [Albert *Hammerschlag*, physician in Vienna, born 1863]. See under *tests*.

hammer-toe (ham'er-to). A claw-like bending of a toe.

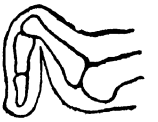

Hammer-toe (DaCosta).

Hammond's disease (ham'-undz) [William Alexander *Hammond*, American neurologist, 1828–1900]. Athetosis.

hamstring (ham'string). Either one of the tendons which laterally bound the popliteal space. **inner h.**, the tendons of the gracilis, sartorius, and two other muscles. **outer h.**, the tendon of the biceps flexor femoris.

hamular (ham'u-lar). Shaped like a hook.

hamulus (ham'u-lus), pl. *ham'uli* [L.]. 1. Any hook-shaped process. 2. The hamular process. **h. coch'leæ**, a hook-like process of the osseous lamina at the cupola. **h. lacrima'lis**, the hamular process of the lacrimal bone. **h. lam'inæ spira'lis**, the hook-like upper end of the osseous spiral lamina. **h. os'sis hama'ti**, the hamular process. **h. pterygoi'deus**, the hamular process of the sphenoid bone.

hand (hand) [L. *man'us*]. The carpus, metacarpus, and fingers together. **ape-h.**, a hand with the thumb permanently extended. **apostolic h.**, a hand affected with Dupuytren's contraction. **benediction h.**, a hand in which the ring and little fingers are flexed, the thumb and other two fingers remaining normal: seen in ulnar paralysis and syringomyelia; called also *preacher's h.* **claw-h.**, flexion and atrophy of the hand and fingers, producing paralysis of the intrinsic muscles of the hand· seen in the lower arm type of paralysis; called also *main en griffe*. **cleft h.**, malformation of the hand in which the division between the fingers extends into the metacarpus. **crab h.**, severe inflammation of the hand due to a scratch by the shell of a crab. **electric h.**, the hand used as an electrode. **flat h.** See *manus plana*. **Marinesco's succulent h.**, a hand marked by edema with lividity and coldness of the skin; seen in syringomyelia **monkey-h.**, a hand showing atrophy of the thenar muscles. Called also *main en singe*. **obstetrician's h.**, contraction of the hand in tetany (gastric). The thumb is strongly adducted, the fingers are drawn against each other and are half-flexed (over the thumb) at the metacarpophalangeal joint, and the sides of the palm are turned in to form a cone. **preacher's h.** See *benediction h* **skeleton-h.**, a hand markedly atrophied and held in a position of extension seen in progressive muscular atrophy. Called also *main en squelette*. **spade h.**, the thick square hand of myxedema and acromegaly. **trench h.** (main de tranchées), contracture or other incapacity of the hand from frost-bite in the trenches. **trident h.**, the characteristic hand of achondroplasia the fingers are relatively of the same length, and there is a peculiar separation of the second and third fingers at the second phalangeal joint, causing the fingers to spread out. **washerwoman's h.**, the blanched, corrugated hand of washerwomen; found also in the hands of the drowned.

hangnail (hang'nāl). Agnail; a splitting of the epidermis at the side of a finger-nail.

Hanot's cirrhosis (an-ōz') [Victor Charles *Hanot*, French physician, 1844–1896]. Biliary cirrhosis.

Hansen's bacillus (han'senz) [Gerhard Armauer *Hansen*, Norwegian physician, 1841–1912]. The *Bacillus lepræ*.

hapalonychia (hap"al-o-nik'e-ah) [Gr. ἁπαλός soft + ὄνυξ nail]. A soft, uncornified condition of the nails.

haphalgesia (haf-al-je'ze-ah) [Gr. ἁφή touch + ἄλγος pain]. A condition in which pain is experienced on touching objects.

haphephobia (haf-e-fo'be-ah) [Gr. ἁφή touch + φόβος fear]. Morbid dread of being touched.

Hapke's phenomenon (hap'kez) [Franz *Hapke*, contemporary German physician]. See *phenomenon*.

haplobacteria (hap"lo-bak-te're-ah) [Gr. ἁπλόος simple + *bacteria*]. Bacteria which are not filamentous.

Haplococcus reticula'tus (hap-lo-kok'us). A protozoan organism occurring in the muscles of swine. It consists of minute vesicles containing amebæ which are finally set free.

haplodermatitis (hap"lo-der-mat-i'tis). Haplodermitis.

haplodermitis (hap"lo-der-mi'tis) [Gr. ἁπλόος simple + δέρμα skin + -ιτις inflammation]. An uncomplicated inflammation of the skin.

haplodont (hap'lo-dont) [Gr. ἁπλόος plain + ὀδούς tooth] Having teeth with plain (non-ridged) crowns.

Haplographiaceæ (hap"lo-graf-e-a'se-e). A family of fungi.

haploid (hap'loid). One-half the diploid number of chromosomes for a given species as is found in the germ cells.

haplont (hap'lont). A haploid individual.

haplopathy (hap-lop'ath-e) [Gr. ἁπλόος simple + πάθος disease]. An uncomplicated disease.

haplophase (hap'lo-fāz). That phase in the life-history in which the nuclei are haploid.

haplopia (hap-lo'pe-ah) [Gr. ἁπλόος single + ὤψ vision]. Single vision; the condition in which an object looked at is seen single and not double.

haploscope (hap'lo-skōp) [Gr. ἁπλόος single + σκοπεῖν to see]. A form of stereoscope used for testing the visual axes. **mirror-h.**, an instrument for making experiments, with different degrees of convergence of the visual axes.

haploscopic (hap-lo-skop'ik). Pertaining to a haploscope, stereoscopic.

Haplosporidia (hap"lo-spo-rid'e-ah). A family of Neosporidia found as parasites in the intestines of marine annelides and in tumors of fishes. Only one species infests man. See *Rhinosporidium sceberi*.

haptic (hap'tik) [Gr. ἅπτειν to touch]. Tactile.

haptics (hap'tiks) [Gr. ἅπτειν to touch]. The science of touch, or the sense of contact.

haptin (hap'tin) [Gr. ἅπτειν to seize]. Any one of the side-chains of a normally functionating cell; a cast-off receptor. See *receptor* and *Ehrlich's side-chain theory*, under *theory*.

haptophil, haptophile (hap'to-fil) [*haptin* + Gr. φιλεῖν to love]. Having a peculiar affinity for a haptophore.

haptophore (hap'to-fōr) [Gr. ἅπτειν to seize + φέρειν to carry]. The stable, specific group of the molecule of toxins, agglutinins, precipitins, and lysins by which they become attached to their antibodies, antigens, or the receptors of cells and thus make possible the specific activity. See *Ehrlich's side-chain theory*, under *theory*.

haptophoric (hap-to-for'ik). Same as *haptophorous*.

haptophorous (hap-tof'or-us) [Gr. ἅπτειν to touch + φέρειν to bring]. Causing the combination of an antitoxin with cells. The term is applied to that group of a toxin which fastens on the antitoxin, and to that group of an amboceptor which joins the complement to the cell.

haramaitism (har-am-a'it-izm). Child marriage among the Hindus.

hardening (hard'en-ing). The procedure of rendering tissue firm, so that it may be more readily cut for purposes of microscopic examination.

Harder's glands [Johann Jacob *Harder*, Swiss anatomist, 1656–1711]. See under *gland.*

hardness (hard'nes). The presence in the water of soluble salts of calcium and magnesium or other substances which form an insoluble curd with the soap and thus interfere with its cleansing power. **permanent h.**, hardness not removed by boiling; it is usually due to sulphates and chlorids. **temporary h.**, hardness removed by boiling; it is due to soluble bicarbonates which lose CO_2 on boiling and precipitate as normal carbonates.

Hardy's lotion (ar-dēz') [Louis Phillipe Alfred *Hardy*, French physician, 1811–1893]. See *lotion.*

hare's eye. See *lagophthalmos.*

harelip (hār'lip). A congenital cleft of one or both lips, but usually of the upper only. **double h.**, a cleft on either side of the middle line on the lip. **single h.**, a cleft on the middle line of the lip or on one side only.

harlequin fetus (har'le-kwin). See under *fetus.*

Harley's disease (har'lēz) [George *Harley*, English physician, 1829–1896]. Paroxysmal hemoglobinuria.

harmalin (har'mal-in). An alkaloid, $C_{13}H_{14}N_2O$, from *harmel*, a plant, *Peg'anum harma'la*, of Turkey. used as a vermifuge and stimulant.

harmin (har'min). A crystalline alkaloid, $C_{13}H_{12}N_2O$, from *Peganum harmala.*

harmonia, harmony (har-mo'ne-ah, har'mo-ne) [L.]. The immovable articulation of bones by surfaces that are nearly smooth.

harmozone (har'mo-zōn) [Gr ἁρμόζειν to govern]. An internal secretion which influences growth and nutrition.

harpoon (har-poon') [Gr. ἁρπάζειν to seize]. An instrument for removing small pieces of living tissue for diagnostic examination.

Harrington's solution (har'ing-tonz) [Francis B. *Harrington*, surgeon in Boston, 1854–1914]. See under *solution.*

Harris's segregator or **separator** (har'is-ez) [Malcolm La Selle *Harris*, Chicago surgeon, born 1862] See under *segregator.*

Harrison's groove (har'is-unz) [Edward *Harrison*, English physician, 1766–1838]. See under *groove.*

Harrower's hypothesis, test (har'o-erz) [Henry R. *Harrower*, American physician, born 1883]. See under *hypothesis* and *tests.*

harrowing (har'o-ing). Same as *hersage.*

Hartley-Krause operation (hart'le-krowse) [Frank *Hartley*, New York surgeon, 1857–1913; *Krause*]. See under *operation.*

Hartmanel'la hyali'na. A coprozoic ameba found in human feces.

Hartmann's curet (hart'manz) [Arthur *Hartmann*, laryngologist in Berlin, born 1849]. See under *curet.*

Hartmann's pouch (hart'manz) [Robert *Hartmann*, German anatomist, born 1831]. See *pouch.*

hartshorn (harts'horn). 1. The horn of the stag or hart; cornu cervi. 2. A popular name for liquor ammoniæ.

harveian (hahr've-an). Named in honor of William *Harvey*, a celebrated English physician (1578–1657), the discoverer of the circulation of the blood.

Häser's formula (ha'serz) [Heinrich *Häser*, German physician, 1811–1885]. See under *formula.*

hashish, hasheesh (hash-ēsh') [Arabic "herb"]. The stalks and leaves of *Can'nabis in'dica.* See *Cannabis.*

Hasner's valve (hahs'nerz) [Joseph Ritter von *Hasner*, an ophthalmologist in Prague, 1819–1892]. See under *valve.*

Hassall's corpuscles (has'alz) [Arthur Hill *Hassall*, English chemist and physician, 1817–1894]. See under *corpuscle.*

Hastings's stain (hās'tings) [Thomas Ward *Hastings*, physician in New York, born 1873]. See under *stains, table of.*

Hata's phenomenon, preparation (hah'tahs) [S. *Hata*, contemporary Japanese physician]. See under *phenomenon* and *preparation.*

Haudek's niche (haw'deks) [Martin *Haudek*, roentgenologist in Vienna]. See under *niche.*

haunch-bone (hawnsh'bōn). See *ilium.*

haupt-agglutinin (hawpt''ag-lu'tin-in). See *chief agglutinin*, under *agglutinin.*

hauptganglion of Küttner (howpt'gan-gle-on). See *Kuttner's ganglion*, under *ganglion.*

Haust. Abbreviation for L. *haus'tus*, a draft.

haustorium (haws-to're-um), pl *hausto'ria* [L. *haus'tor* a drawer]. An organ of certain parasitic protozoa by which they attach themselves to the host for the purpose of obtaining nourishment.

haustral (haws'tral). Pertaining to the haustra of the colon. **h. churning**, the backward and forward movement of the intestinal contents which takes place in the distal colon It keeps the contents plastic and assists in their progress toward the anus. Called also *haustral segmentation.*

haustrum (haws'trum), pl. *haus'tra* [L. *haus'tor* a drawer]. The recess made by one of the sacculations of the colon.

haustus (haws'tus). Latin for *draft.* **h. ni'ger**, black draft: the compound infusion of senna.

haut-mal (o-mahl') [Fr.]. An epileptic attack in its full development.

Havers, canal of, spaces of (ha'vers) [see *haversian*]. See *canal* and *space.*

haversian (ha-ver'zhan) Named after or described by Clopton *Havers*, an English anatomist, 1650–1702. See under *canal, gland, space,* etc.

hawk (hawk). To clear the throat of mucus.

hay-asthma (ha-az'mah). Hay-fever.

hay-bacillus. Bacillus subtilis

hay-fever (ha-fe'ver) See under *fever.*

Hay's test (hāz) [Matthew *Hay*, Scotch physician, born 1855]. See under *tests.*

Hayem's disease, serum, solution, type (a-yaws') [Georges *Hayem*, physician in Paris, born 1841]. See *disease, serum, solution,* and *type.*

Hayem-Weil syndrome (a-yaw'vīl). See *hemolytic jaundice*, under *jaundice.*

Haygarth's nodes or **nodosities** (ha'garths) [John *Haygarth*, English physician, 1740–1827]. See under *node.*

Haynes's operation (hānz) [Irving S *Haynes*, New York surgeon, born 1861] See *operation.*

hazelin (ha'zel-in) A proprietary preparation of hamamelis. Dose, 1–5 min. (0.066–0.333 c.c.).

Hazen's theorem (ha'zenz) [Allen *Hazen*, American civil engineer, born 1869]. See *theorem.*

Hb. The symbol of *hemoglobin.*

HBr. Hydrobromic acid.

H. C. Abbreviation for *hospital corps.*

HCl. Hydrochloric acid.

H. D. An abbreviation for *hearing distance.*

H. d. Abbreviation for L. *ho'ra decu'bitus*, at bedtime.

H. D. L. W. Distance at which a watch is heard by the left ear.

H. D. R. W. Distance at which a watch is heard by the right ear.

He. Chemical symbol for *helium.*

he. For words beginning thus see also those beginning *hæ.*

head (hed) [L. *ca'put*]. That part of the organism which contains the brain and the organs of special sense. **articular h.**, the head of a bone by which it articulates with another bone. **h.-drop**, a malarial disease of Japan, characterized by

drooping of the head. **hot-cross-bun h.**, a head in which the sutures are depressed: seen in hereditary syphilis **hour-glass h.**, a head in which the coronal suture is depressed. **h.-kidney,** the pronephros. **h.-lock,** the locking together of the chins in twin labor. **h.-louse.** See *pediculus capitis*. **scald-h.**, a popular name for favus, porrigo, and other scaly affections of the scalp. **steeple h., tower h.**, oxycephalia.

headache (hed'āk). Pain in the head; cephalalgia. **anemic h.**, headache due to anemia, local or general. **bilious h.**, migraine **blind h.**, migraine **congestive h., hyperemic h.**, headache due to congestion or hyperemia. **helmet h.**, pain involving the upper half of the head. **indurative h.**, headache due to indurations and thickenings in the muscles of the head and neck. **miners' h.**, that which is due to the gases produced by exploded nitroglycerin. **nodular h.**, indurative headache. **organic h.**, headache due to structural disease of the cerebral membranes. **puncture h.**, the headache and associated symptoms following puncture of the spinal canal and removal of cerebrospinal fluid. **pyrexial h.**, that due to fever. **reflex h.**, headache due to disease of some organ, as the stomach, eyes, etc **rhinogenous h.**, headache due to nasal disease. **sick-h.**, migraine **symptomatic h.** Same as *reflex h.* **toxic h.**, headache due to systemic poisoning.

Head's zones [Henry *Head*, contemporary English physician] See under *zone*.

headgrit (hed'grit). Sheep cholera, an epizootic disease of sheep

healing (hēl'ing). A process of cure, the restoration of wounded parts. **h. by first intention,** healing in which the parts unite directly without the intervention of granulations. **h. by second intention,** union by the adhesion of granulating surfaces **h. by third intention,** union by the filling of a wound with granulations.

health (helth). A normal condition of body and mind, *i. e.*, with all the parts functioning normally.

healthy (hel'the). In a normal condition with respect to health; free from disease or dysfunction.

hearing (hēr'ing) [L. *audi'tus*]. The sense by which sounds are appreciated. **color-h.** See *chromesthesia*

heart (hart) [L. *cor*]. The muscular viscus that maintains the circulation of the blood. It is divided into four cavities—two auricles and two ventricles. The left auricle receives the arterialized blood from the lungs, whence it passes to the left ventricle, which forces it through the arteries to

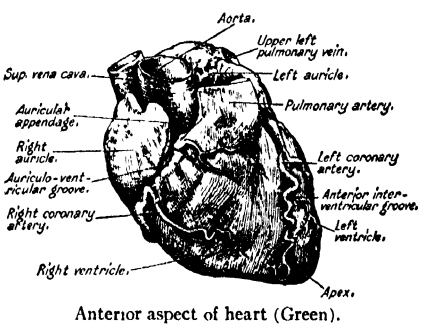

Anterior aspect of heart (Green).

supply the tissues. The right auricle receives the venous blood after it has passed through the capillaries and given up its oxygen. The blood then passes to the right ventricle, thence to the lungs, to be oxygenated. The organ is composed of fibrous rings and involuntary striped muscular fibers, which are intricately interlaced, and proceed in a spiral manner from the apex to the base. The *valves* are five in number—viz., the *mitral*, between the left auricle and ventricle; the *tricuspid*, between the right auricle and ventricle; the *aortic*, at the entrance of the aorta to the left ventricle; the *pulmonary*, at the entrance of the pulmonary artery to the right ventricle; and the *eustachian*, between the anterior margin of the inferior vena cava and the right auriculoventricular opening. The *columnæ carneæ* are rounded columns of muscular tissue on the inner surface of the ventricles. Some of them are simply ridges, others are attached at each extremity, and others terminate in tendinous cords, the extremities of which are attached to the auriculoventricular valves. The tendinous rings of the orifices of the heart are called *festooned rings*. The weight of the heart in adult males is from ten to twelve ounces; in females, from eight to ten ounces. **abdominal h.**, a heart displaced into the abdominal cavity. **armored h.**, a condition marked by calcareous deposits in the pericardium. **athletic h.**, hypertrophy of the heart with no disease of the valves, sometimes seen in athletes. **beer h.** See *Tubingen h.* **bony h.**, a heart containing calcareous patches. **cervical h.**, a heart situated high up in the neck. **Copenhagen h.**, cardiac weakness seen among habitual users of strong snuff, in which mitral insufficiency is readily provoked by any exercise. **drop h.**, ptosis and atony of the heart. **fat-h., fatty h.** 1 A heart affected with fatty degeneration. 2. A condition in which there is an excessive layer of fat deposited about the heart muscle **fibroid h.**, a heart affected with a chronic myocarditis in which fibrous tissue is developed within the muscular tissue of the organ. **frosted h.**, a condition in which the pericardium is thickened, giving the heart the appearance of being frosted like a cake. **goiter h.**, disturbance of the muscular action of the heart due to pressure of a goiter on the veins of the neck and on the trachea. **hairy h.**, a heart covered with a shaggy exudation. **icing h.**, pericarditis which appears postmortem like the icing on a cake. **irritable h.** See *neurocirculatory asthenia*, under *asthenia*. **left h.**, the left auricle and ventricle; that portion of the heart which propels the blood in the systemic circulation. **luxus h.**, dilatation of the left ventricle of the heart, conjoined with hypertrophy. **military h.**, irritable heart in soldiers. **pectoral h.**, a heart situated in the front of the chest where it produces a bulging area. **pendulous h.** See *drop h.* **pulmonary h.** Same as *right h.* **Quain's fatty h.**, a fatty degeneration of the heart muscle. **right h.**, the right auricle and ventricle; that portion of the heart which is concerned in the pulmonary circulation. **scarlet fever h.** See *myocarditis scarlatinosa* **soldier's h.** See *neurocirculatory asthenia*, under *asthenia*. **systemic h.**, the left auricle and ventricle. **tabby-cat h.**, a condition of the heart in which the inner surface of the ventricular wall and the papillary muscles are streaked and spotted seen in marked cases of fatty degeneration. Called also *thrush-breast h.* and *tiger-lily h.* **thrush-breast h.** See *tabby-cat h.* **tiger h., tiger-lily h.** Same as *tabby-cat h.* **tobacco h.**, a heart showing irregularity of action due to excessive use of tobacco. **Traube's h.**, heart disease of a nephropathic origin, *i. e.*, based on kidney disease. **Tübingen h.**, dilatation and hypertrophy of the heart from excessive beer drinking. **wandering h.**, an abnormally movable heart.

heart-block (hart-blok). The condition in which the muscular interconnection between the auricle and ventricle (auriculoventricular band or band of His) is interrupted, so that the auricle and ventricle beat independently of each other (Gaskell). The condition is marked by permanent or paroxysmal bradycardia, epileptiform, vertiginous, or syncopal attacks, and pulsations of the cervical veins exceeding in rate those of the arteries. The condition is known as *Adams-Stokes' disease*. **atrioventricular h.** Same as *auriculoventricular h.* **auriculoventricular h.**, a form in which the blocking is at the auriculoventricular junction.

bundle-branch h. See *interventricular h.* **dextauriculoseptolevauricular h.**, a form in which the blocking is at the line of union of the right auricle with the left auricle plus the interauricular septum. **interventricuvar h.**, a form in which one ventricle contracts without the other on account of obstruction in one of the branches of the bundle of His; called also *bundle-branch block*. **septodextauriculolevauricular h.**, a form in which the blocking is at the line of union of the right auricle plus the interauricular septum with the left auricle **sino-auricular h.**, a form in which the blocking is located between the auricles and the mouths of the great veins and coronary sinus.

heart-burn (hart'burn). A burning sensation in the esophagus; cardialgia.

heart-failure (hart'-fāl-yer). Sudden and fatal cessation of the heart's action.

heart-hurry (hart'hur-e). Extreme rapidity of the pulse, a form of tachycardia.

heart sac. The pericardium.

heart-water disease. See *hemoglobinuria of sheep.*

heat (hēt) [L. *ca'lor*]. 1 The sensation produced by proximity to a heated object. 2. The energy which produces the sensation of heat It exists in the form of molecular or atomic vibration (thermal agitation) and may be transferred by conduction through a substance, by convection by a substance, and by radiation as electromagnetic waves. 3. Sexual ardor of animals. **atomic h.**, the amount of heat required to raise an atom from 0° to 1° C **initial h.**, the heat produced in muscle during the development of tension. Cf *recovery h* **latent h.**, that which apparently disappears when it is absorbed by bodies which are not thereby rendered warmer; the heat which a body may absorb without changing its temperature. **molecular h.**, the product of the molecular weight of a substance multiplied by its specific heat. **prickly h.** See *miliaria*. **radiant h.**, electromagnetic waves longer than the waves of red light and shorter than the Hertzian waves. **recovery h.**, that part of the heat developed by muscular contraction which is evolved after shortening has begun. Cf. *initial h.* **sensible h.**, the heat which, when absorbed by a body, produces a rise in temperature. **specific h.**, the amount of heat needed to raise the unit-volume of any substance through 1° C. **h.-unit**, a calorie.

heat-apoplexy. Heat stroke. See under *stroke.*

heat cramps. See under *cramp.*

heat exhaustion. See under *exhaustion.*

heat prostration. Heat exhaustion. See under *exhaustion.*

heat rash. Miliaria rubra.

heat stroke. See under *stroke.*

heat-unit. See under *unit.*

Heaton's operation (he'tonz) [George *Heaton*, Boston surgeon, 1808–1879]. See under *operation.*

heaves (hēvz). A respiratory disturbance of horses marked by easy inspiration and difficult expiration, the latter being accomplished in two distinct efforts. Called also *broken wind.*

Hebdom. Abbreviation for L. *hebdom'ada*, a week.

hebeosteotomy (he''be-os-te-ot'o-me). Same as *pubiotomy.*

hebephrenia (heb-e-fre'ne-ah) [Gr. *ἥβη* puberty + *φρήν* mind]. A form of mental disorder or insanity coming on at the time of puberty, and marked by depression, gradual failure of mental faculties, and moral deterioration, with egoistic and self-centered delusions. See *dementia præcox.* **grafted h.**, hebephrenia grafted, as it were, on feeble-mindedness.

Heberden's asthma, disease, nodes (he'berdenz) [William *Heberden*, English physician, 1710–1801]. See under *asthma, disease,* and *node.*

hebetic (he-bet'ik) [Gr. *ἡβητής* youthful]. Pertaining to or occurring at the time of puberty.

hebetomy (he-bet'o-me) [Gr. *ἥβη* pubes + *τομή* cut]. Pubeotomy.

hebetude (heb'et-ūd) [L. *hebetu'do*]. Mental dulness with impairment of the special senses, such as is seen in asthenic fevers.

heboidophrenia (heb-oi-do-fre'ne-ah). Dementia præcox marked by simple dementia.

heboid-paranoid (heb'oid-par'an-oid). A name for the group of mental disorders which consists of the juvenile insanities, dementia præcox, and paranoia.

hebosteotomy (he-bos-te-ot'o-me) [Gr. *ἥβη* pubes + *ὀστέον* bone + *τομή* cutting]. Same as *pubiotomy.*

hebotomy (he-bot'o-me) [Gr. *ἥβη* pubes + *τομή* a cut]. Same as *pubiotomy.*

Hebra's disease, ointment, etc. (he'brahs) [Ferdinand von *Hebra*, Austrian dermatologist, 1816–1880]. See under *disease, ointment,* etc.

hecatomeral (hek-at-om'er-al). Same as *hecatomeric.*

hecatomeric (hek''at-o-mer'ik) [Gr. *ἑκάτερον* each + *μέρος* part]. Having processes which divide into two, one going to each side of the spinal cord. used of certain neurons.

Hecht's test (hekts) [Hugo *Hecht*, contemporary physician in Prague]. See under *tests.*

Hecker's law (hek'erz) [Karl v. *Hecker*, German obstetrician, 1827–1882] See under *law.*

hectargyre (hek'tar-jīr). A mercury compound of hectin, used like the latter.

hectic (hek'tik) [L. *hec'ticus;* Gr *ἑκτικός* habitual]. 1. Associated with phthisis and with septic poisoning. 2. The irregular fever of phthisis and of chronic suppurative processes See under *fever* and *flush.*

hectin, hectine (hek'tin). Sodium benzosulphoparamino-phenylarsinate, $C_6H_5SO_2NH.C_6H_4NO(OH).ONa$, an arsenical compound for use like atoxyl. Dose, 1½–3 gr. (0.1–2 gm.) per day.

hectogram (hek'to-gram) [Fr. *hectogramme;* Gr. *ἑκατόν* hundred + *gram*]. One hundred grams; 3 ounces and 230 7 grains avoirdupois. See *weights and measures.*

hectoliter (hek'to-le-ter) [Fr *hectolitre;* Gr. *ἑκατόν* hundred + *liter*]. One hundred liters; 22 imperial or 26.4 United States gallons. See *weights and measures.*

hectometer (hek'to-me-ter) [Fr. *hectomètre;* Gr *ἑκατόν* hundred + *meter*]. One hundred meters, or 328 feet and 1 inch.

H. E. D. [German Haut Einheits Dosis]. Abbreviation for *unit skin dose*, a therapeutic unit of *x*-ray dosage established by Seitz and Wintz. [Note This unit is now almost in general use in Germany, and is often misinterpreted as the erythema dose, E. D.].

Hedeoma (hed-e-o'mah) [L.]. A genus of labiate herbs. The leaves and tops of *H pulegioi'des*, American pennyroyal, are stimulant, emmenagogue, and carminative. Dose of volatile oil (*o'leum hedeo'mæ*), 2–5 min. (0.133–0.333 c.c.).

hediosit (he'de-o-sīt). A white, crystalline powder, $C_7H_{12}O_7$, the lactone of alpha-glycoheptonic acid. used as a sweetener of food for the diabetic.

hedonal (he'do-nal) [Gr. *ἡδονή* pleasure]. A colorless crystalline compound, methyl-propyl-carbinol-urethane, $C_3H_7.CH(CH_3).O.CO.NH_2$. slightly soluble in water: a hypnotic in doses of 20 gr. (1.33 gm.).

hedonic (he-don'ik). Pertaining to pleasure.

hedonism (he'do-nizm) [Gr. *ἡδονή* pleasure]. Excessive devotion to pleasure.

hedratresia (hed-rat-re'se-ah) [Gr. *ἕδρα* anus + *atresia*]. Imperforation of the anus.

hedrocele (hed'ro-sēl) [Gr. ἕδρα anus + κήλη hernia]. Hernia, or prolapse, of the intestine through the anus.

hedroin (hed'ro-in). A trade name for acetomorphin hydrochlorid.

heel (hēl) [L. *calx*]. The hindmost part of the foot. **anterior h.**, a triangular shaped piece of leather fastened obliquely across the ball of the shoe just behind the heads of the metatarsal bones, the object being to support the heads, equalize the pressure, and support the anterior arch. **h.-bone**, the calcaneum. **contracted h.** See *hoof-bound*. **h.-fly**, the ox-bot, *Hypoder'ma linea'ta*, which flies about the heels of cattle and lays its eggs on the hair. **gonorrheal h.**, the development of exostoses on the heel, attributed to gonorrheal infection. **h.-jar**, a feeling of pain experienced by a patient on raising on the toes and suddenly bringing the heels to the ground. In Pott's disease the pain is felt in the spine; in renal calculus it is felt in the lumbar region. **painful h.**, a condition in which pain is caused by pressure on the heel. **weak h.**, a condition of the wall of a horse's hoof in which, owing to the softness of the horn and the oblique direction of the horn fibers, the heels are unable to bear the body weight.

Heerfordt's disease (hār'forts) [*Heerfordt*, Danish ophthalmologist]. See *uveoparotid fever*, under *fever*.

Hegar's dilator, operation, sign (ha'garz) [Alfred *Hegar*, gynecologist in Freiburg, 1830–1914]. See *dilator*, *operation*, and *sign*.

hegemony (heg'em-o-ne) [Gr. ἡγεμον leader]. The state of being chief or most important.

hegonon (heg'o-nōn). A light brown powder, obtained by treating albumose with an ammoniacal solution of silver nitrate: used like other silver protein compounds, especially in gonorrhea.

hegovia (he-go've-ah). A proprietary mixture containing salol, lithium salicylate, and powdered snails: recommended for enuresis.

Heichelheim's test (hi'kel-hīmz) [Rudolf *Heichelheim*, contemporary German physician]. See under *tests*.

Heidenhain's cells, law, rods, stain, etc. (hi'den-hīnz) [Rudolph P. *Heidenhain*, German physician, 1834–1887]. See *cell*, *law*, *rod*, *stain*, etc.

Heilbronner's sign or **thigh** (hīl'bron-erz) [Karl *Heilbronner*, 1870–1914]. See under *thigh*.

Heim's pill (hīmz) [Ernst Ludwig *Heim*, German physician, 1747–1834]. See under *pill*.

Heine's operation (hi'nēz) [Leopold *Heine*, German oculist, born 1870] See under *operation*.

Heine-Medin disease (hi'ne-ma'din) [Jacob *Heine*, German physician, 1800–1879; Oskar *Medin*, contemporary Swedish physician]. Acute anterior poliomyelitis.

Heineke-Mikulicz operation (hi''nek-e-mik'u-litsh) [Walter Hermann *Heineke*, German surgeon, 1834–1901; see *Mikulicz*]. See under *operation*.

Heinz bodies (hīntz) [R. *Heinz*, contemporary German physician]. See under *body*.

Heiser's treatment (hi'serz) [Victor *Heiser*, contemporary American physician] See *treatment*.

Heister's valve (hīs'terz) [Lorenz *Heister*, German anatomist, 1683–1758]. See under *valve*.

hektin (hek'tin). See *hectin*.

helcoid (hel'koid) [Gr. ἕλκος ulcer + εἶδος form]. Resembling an ulcer.

helcology (hel-kol'o-je) [Gr. ἕλκος ulcer + λόγος discourse]. The scientific study of ulcers.

helcoma (hel-ko'mah) [Gr.]. Corneal ulcer (Hippocrates)

helcoplasty (hel'ko-plas-te) [Gr. ἕλκος ulcer + πλάσσειν to form]. Plastic surgery of ulcers, as by skin-grafting, etc.

helcosal, helcosol (hel'ko-sal, -sol) Bismuth pyrogallate, $C_6H_2(OH)_2OBiO$; a yellow, insoluble powder, containing 60 per cent. of bismuth: an internal and external antiseptic. **Merck's h.**, a greenish-yellow powder, $C_6H_3(OH)_2O_2BiOH$, containing 48 per cent. of bismuth. Dose, 5–15 gr. (0.3–1 gm.).

helcosis (hel-ko'sis) [Gr. ἕλκωσις]. Ulceration; the formation of an ulcer.

Helcoso'ma trop'icum. A name proposed by G. J. H Wright for the microörganism found by him in the endothelial cells of Delhi boil. Called also *Leishmania tropica* and *Herpetomonas tropica*.

helenin (hel'en-in). A bitter, yellow, crystalline principle, C_6H_8O, from *In'ula hele'nium*, or elecampane: antiseptic and antispasmodic. Dose, ⅛–⅓ gr. (0.011–0.022 gm.).

helgotan (hel'go-tan). See *tannoform*.

helianthin (he-le-an'thin). An orange-yellow anilin dye. It is the sodium salt of para-dimethylamino-azo-benzene-sulphonic acid, $(CH_3)_2N.C_6H_4.N{\cdot}N.C_6H_4.SO_2ONa$. It may be used as an indicator with a PH range of 3.1–4.4, being red at 3.1 and yellow at 4.4. Called also *tropeolin D.*, *methyl-orange*, and *Poirrier's orange*.

helicin (hel'is-in). A glucosid formed by oxidizing salicin. On hydrolysis it yields glucose and salicylic aldehyd.

helicine (hel'is-īn) [Gr. ἕλιξ coil]. 1. Of a spiral form. 2. Of or pertaining to the helix.

Helicobacterium (hel''ik-o-bak-te're-um) [Gr. ἕλιξ coil + βακτήριον rod]. A genus or form of schizomycetous microorganisms. **H. aëro'genes**, a gas-producing species from the alimentary canal, in motile rods, single or in chains, growing into long, undulating filaments.

helicoid (hel'ik-oid) [Gr. ἕλιξ coil + εἶδος form]. Resembling a coil or helix.

helicon (hel'ik-on). A proprietary preparation identical with aspirin.

helicopepsin (hel''ik-o-pep'sin) [Gr. ἕλιξ spiral shell + *pepsin*]. A ferment resembling pepsin, from snails.

helicopod (hel'ik-o-pod) [Gr ἕλιξ coil + ποῦς foot]. 1. The dragging gait of some cases of hysteric disorder and of certain paralytics. 2. Having a peculiar walk, in which the feet describe half-circles.

helicopodia (hel''ik-o-po'de-ah). The gait of a helicopod.

helicoprotein (hel''ik-o-pro'te-in) [Gr. ἕλιξ snail + *protein*]. A glucoprotein substance obtained from the snail, *He'lix poma'ta*.

helicotrema (hel-ik-o-tre'mah) [Gr. ἕλιξ helix + τρῆμα hole]. The passage that connects the scala tympani and scala vestibuli at the apex of the cochlea.

helid, helide (he'lid). A compound of an element with helium.

heliencephalitis (he''le-en-sef-al-i'tis) [Gr. ἥλιος sun + ἐγκέφαλος brain + -ιτις inflammation]. Inflammation of the brain caused by exposure to the sun.

helion (he'le-on). Helium.

heliophobia (he''le-o-fo'be-ah) [Gr. ἥλιος sun + φόβος fear]. Morbid avoidance or dread of sunlight.

heliosin (he-le-o'sin). A compound containing keratin and various inorganic salts used in syphilis.

heliosis (he-le-o'sis) [Gr. ἥλιος sun]. Sunstroke.

heliotaxis (he-le-o-tak'sis) [Gr. ἥλιος sun + τάξις turning]. See *heliotropism*.

heliotherapy (he''le-o-ther'ap-e) [Gr. ἥλιος sun + *therapy*]. The treatment of disease by exposing the body to the sun's rays; the therapeutic use of the sun-bath.

heliotrope B. Amethyst violet. See under *violet*.

heliotropin (he-le-ot'ro-pin). Piperonal or protocatechuic aldehyd methylene ether, $CH_2.O_2C_6H_3.CHO$, a fragrant crystalline antiseptic and antipyretic base: used in perfumery, etc.

heliotropism (he-le-ot'ro-pizm) [Gr. ἥλιος sun + τροπή a turn]. Chemotropism induced by the action of sunlight; the tendency of an organism to turn toward or grow toward sunlight.

helium (he'le-um) [Gr. ἥλιος sun]. An inert gaseous element that exists in the sun, the air, and is now obtained from crude petroleum. Symbol, He; atomic weight, 4, specific gravity, 1 98.

helix (he'liks) [Gr. ἕλιξ coil]. 1. The margin of the pinna of the ear. 2. A coil of wire, as in an electromagnet.

Helkesimas'tix fecic'ola. An oval coprozoic flagellate which has been grown from human feces.

helkomen (hel'ko-men). Bismuth dibrombeta-oxynaphtholate: used like iodoform.

Hellat's sign (hel'ats) [Piotr *Hellat*, Russian otologist, 1857–1912]. See under *sign*.

hellebore (hel'e-bōr) [L. *helleb'orus;* Gr. ἑλλέβορος]. A violent gastro-intestinal poison, having hydragogue, cathartic, and emmenagogue properties. It is sometimes used in mania, amenorrhea, and ascites. **American h.**, veratrum viride. **black h.**, the root of *Helleb'orus ni'ger*. Dose in powder, 10–20 gr. (0 666–1 333 gm), of extract, ½–5 gr. (0 033–0 33 gm); of fluidextract, 5–15 min. (0.333–1 c c). **false h.** See *Adonis*. **green h.**, **white h.**, veratrum viride.

helleborein (hel-e-bo're-in). A glucosid, $C_{26}H_{44}O_{15}$, from hellebore it is mydriatic, and may be used like digitalis in heart diseases. Dose, $\frac{1}{20}$–$\frac{1}{10}$ gr. (0.0033–0.0066 gm.).

helleborin (hel'eb-or-in). A poisonous glucosid from hellebore.

helleborism (hel'eb-or-izm). The poisonous effects of hellebore; also treatment with hellebore.

Helleborus (hel-eb'o-rus). See *hellebore*.

Heller's test (hel'erz) [Arnold Ludwig Gotthelf *Heller*, pathologist in Kiel, 1840–1913]. See under *tests*.

Helmholtz's ligament (helm'holtz-es) [Hermann Ludwig Ferdinand von *Helmholtz*, German physiologist, 1821–1894]. See *ligament*.

helminth (hel'minth) [Gr. ἕλμινς worm]. An intestinal worm or worm-like parasite.

helminthagogue (hel-min'thag-og) [*helminth* + Gr. ἀγωγός leading]. Same as *vermifuge* or *vermifugal*.

helminthemesis (hel-min-them'e-sis) [Gr ἕλμινς worm + ἔμεσις vomiting]. The vomiting of worms.

helminthiasis (hel-min-thi'as-is) [Gr. ἕλμινς worm]. A morbid state due to infestation with worms. **h. elas'tica**, the occurrence of elastic tumors in the groin and axilla, probably due to filariæ. **h. Wucheve'ri**, a term proposed by V. Pereira for all forms of filariasis.

helminthic (hel-min'thik). Same as *helminthagogue*.

helminthicide (hel-min'this-īd) [Gr. ἕλμινς worm + L *cæ'dere* to kill] Vermicide.

helminthism (hel'min-thizm). The presence of worms in the body.

helminthocorton (hel-min-tho-kor'ton) [Gr. ἕλμινς worm + χόρτος grass]. Corsican moss, a mixture of pigments of seaweeds obtained in Corsica: vermifuge and antipyretic

helminthoid (hel-min'thoid) [Gr. ἕλμινς worm + εἶδος form]. Worm-like.

helminthology (hel-min-thol'o-je). [Gr. ἕλμινς worm + λόγος science] . The sum of knowledge regarding worms or animal endoparasites.

helminthoma (hel-min-tho'mah) [Gr. ἕλμινς worm + -ομα tumor]. A tumor caused by a parasitic worm.

helminthophobia (hel-min-tho-fo'be-ah) Gr. ἕλμινς worm + φόβος fear]. Morbid fear of being infested with worms, an obsession of infestation with worms.

helminthous (hel-min'thus) [Gr. ἕλμινς worm]. Pertaining to worms; infested with worms.

helmitol (hel'mit-ol). A white powder, urotropin anhydro methylene citrate, $(CH_2)_6N_4\ C_7H_6O_7$· used as a urinary antiseptic. Dose, 15 gr. (1 gm.).

Heloderma (he-lo-der'mah). A genus of venomous lizards of Arizona and New Mexico. *H. hor'ridum* is the Mexican caltetepon, and *H. suspec'tum*, the Gila monster.

heloma (he-lo'mah) [Gr. ἧλος nail + ομα tumor]. A corn or callosity on the hand or foot.

helonias (he-lo'ne-as) The rhizomes and roots of *Chamælirium luteum:* used as a vermifuge.

helonin (hel-o'nin) A precipitate from a tincture of *Helo'nias dioi'ca* or *Chamælir'ium lu'teum:* diuretic and anthelmintic. Dose, 2–4 gr. (0.133–0.266 gm.).

helosis (he-lo'sis) [Gr. ἧλος nail] The condition of having corns.

helotomeia (he-lo-to-mi'ah) [Gr. ἧλος nail + τομή cut]. The surgery of corns.

helotomon (he-lot'o-mon). A knife for cutting corns.

helotomy (he-lot'o-me). The cutting of corns; surgery of corns

helthin (hel'thin). Amidonaphthol-potassic-acid, used as a reagent for testing water for the presence of nitrous impurities.

Helweg's bundle or **tract** (hel'vegz) [Hans Kristian Saxtorph *Helweg*, Danish physician, born 1847]. See *olivospinal tract*, under *tract*

hem. See *hæm*.

hem-, hæm- [Gr. αἷμα blood]. A prefix denoting some relation to the blood.

hemabarometer (hem-a-bar-om'et-er) [Gr αἷμα blood + *barometer*]. An instrument for ascertaining the specific gravity of the blood.

hemaboloids (hem-ab'o-loidz). A preparation of organic iron compounds, bone-marrow, nuclein, and beef peptones.

hemachromatosis (hem"ak-ro-mat-o'sis). General pigmentation of hemic origin.

hemachrome (hem'ak-rōm) [Gr αἷμα blood + χρῶμα color]. The red coloring-matter of the blood.

hemachrosis (hem-ak-ro'sis) [Gr. αἷμα blood + χρῶσις coloring]. Abnormal or excessive redness of the blood.

hemacyanin (hem-as-ī'an-in) [Gr αἷμα blood + κύανος blue] Same as *hematocyanin*.

hemacyte (hem'as-īt). Same as *hematocyte*.

hemacytometer (hem"a-si-tom'et-er) [Gr. αἷμα blood + κύτος cell + μέτρον measure] An instrument used in counting the blood-corpuscles.

hemacytozoön (hem"a-si-to-zo'on), pl. *hemacytozo'a* [Gr. αἷμα blood + κύτος cell + ζῷον animal]. Any cellular animal microparasite or species inhabiting the blood.

hemad (he'mad). 1. Toward the hemal or ventral aspect. 2. A blood-corpuscle.

hemaden (hem'ad-en) [Gr. αἷμα blood + ἀδήν gland]. A ductless gland.

hemadenology (hem-ad-en-ol'o-je) [Gr. αἷμα blood + ἀδήν gland + λόγος word]. The study of the relations of the internal secretions to general diseases.

hemadostenosis (hem"ad-o-ste-no'sis) [Gr. αἱμάς blood-stream + στένωσις narrowing]. The narrowing or obliteration of a blood-vessel.

hemadromograph (hem-a-drom'o-graf) [Gr. αἷμα blood + δρόμος course + γράφειν to record] An instrument for recording the speed of the blood-current.

hemadromometer (hem"ad-ro-mom'et-er). Same as *hemodromometer*.

hemadynamometer (hem"a-di-nam-om'et-er) [Gr. αἷμα blood + δύναμις strength + μέτρον measure]. An apparatus for measuring the pressure of the blood.

hemadynamometry (hem"ad-i-nam-om'et-re) [see *hemadynamometer*]. Measurement of blood-pressure.

hemafacient (hem-af-a'shent) [Gr. αἷμα blood + L. *fa'cere* to make] Same as *hematopoietic*.

hemafecia (hem-ah-fe'se-ah) [Gr. αἷμα blood + *feces*]. Blood in the feces.

hemaformyl (hem'af-or-mil) A compound of hematoxylin and formaldehyd: used in digestive disorders.

hemagglutination (hem-ag-lu-tin-a'shun). The agglutination of blood-corpuscles.

hemagglutinative (hem-ag-lu'tin-a-tiv). Causing agglutination of blood-corpuscles.

hemagglutinin (hem-ag-lu'tin-in) [Gr. αἷμα blood + *agglutinin*] A specific substance in blood-serum which causes agglutination of red blood-corpuscles. Hemagglutins may be divided into *auto-hemagglutinins* which agglutinate the cells of the same blood as that in which they are contained *iso-hemagglutinins* or *homologous hemagglutinins* which agglutinate the cells of other members of the same species; and *hetero-agglutinins* which agglutinate the red cells of other species of animals

hemagogic (hem-ag-oj'ik). Of the nature of a hemagogue

hemagogue (hem'ag-og) [Gr αἷμα blood + ἀγωγός leading]. 1. Favoring the discharge of blood or of the menses 2 An agent that promotes a sanguineous discharge

hemagonium (hem-ag-o'ne-um) [Gr αἷμα blood + γονή seed] Same as *hemoblast* (1st def.).

hemagulen (hem-ag'u-len) A proprietary hemostatic prepared from fresh brain substance.

hemal (he'mal) [Gr. αἷμα blood]. Of or pertaining to the blood **h. nodes**. See *hemolymph gland*, under *gland*

hemalbumin (hem-al-bu'min) [Gr αἷμα blood + *albumin*] 1. Predigested iron albuminate· used as a remedy 2. A proprietary preparation of the salts and acid non-coagulating albuminoids of the blood. 3. A patented preparation of blood containing hematin, hemoglobulin, serum-albumin, paraglobulin, etc.

hemalexin (he-mal-ek'sin) Analexin of the blood.

hemalexis (he-mal-ek'sis) [Gr. αἷμα blood + ἀλέξειν to aid] The manufacture of alexins or protective elements of the blood

hemalum (hem-al'um). A stain used in histologic work, made of hematoxylin and alum.

hemameba (hem-am-e'bah) [*hema-* + *ameba*]. 1 A white blood-corpuscle. 2. A parasitic amebojd microorganism of the blood. particularly a genus of *Hemocytozoa* infesting the blood of man, monkeys, bats, and various birds. It includes the *plasmodium* of man and the *hemoproteus* of birds. See *Hæmosporidia*. **h. lucæ'miæ magna**, a form said to be the cause of myelogenous leukemia. **h. lucæ'miæ par'væ**, a form said to be the cause of lymphatic leukemia.

hemamebiasis (hem-am-e-bi'as-is). Infection with hemameba.

hemanalysis (hem-an-al'is-is) [Gr. αἷμα blood + *analysis*]. Analysis of the blood.

hemangio-endothelioblastoma (hem-an"je-o-en-do-the"le-o-blas-to'mah) [Gr. αἷμα blood + ἀγγεῖον vessel + *endothelium* + βλάστος germ + -ωμα tumor]. A tumor of mesenchymal origin of which the cells tend to form endothelial cells and line blood-vessels.

hemangio-endothelioma (hem-an"je-o-en-do-the-le-o'mah) [*hemangioma* + *endothelioma*]. A new-growth of the endothelium of the capillary vessels. **h. tubero'sum mul'tiplex**, a hyperplasia of the endothelium of the cutaneous blood-vessels producing an eruption of nodules and papules.

hemangiofibroma (hem-an"je-o-fi-bro'mah). A hemangioma containing fibrous tissue

hemangioma (hem"an-je-o'mah) [Gr. αἷμα blood + *angioma*]. A tumor made up of new-formed blood-vessels. Cf. *angioma* and *lymphangioma*.

hemangiomatosis (hem"an-je-o-mat-o'sis) A condition in which multiple hemangiomata are developed.

hemangiosarcoma (hem-an"je-o-sar-ko'mah). Hemangioma blended with sarcoma.

hemanutrid (hem-an-u'trid). A liquid preparation of hemoglobin, glycerin, and brandy.

hemapheic, hæmapheic (hem-af-e'ik). Marked by the presence of hemaphein.

hemaphein (hem-af-e'in) [Gr. αἷμα blood + φαιός tawny] A brown coloring-matter of the blood and urine.

hemapheism, hemaphæism (hem-af-e'izm) The presence of hemaphein in the urine.

hemaphobia (hem-af-o'be-ah) [Gr. αἷμα blood + φόβος fear]. Morbid dread of the sight of blood.

hemaphotograph (hem-af-o'to-graf) [Gr αἷμα blood + *photograph*]. A photograph used in estimating the hemoglobin of the blood.

hemapoiesis (hem"ah-poi-e'sis) [Gr. αἷμα blood + ποίησις formation]. The formation or making of the blood

hemapoietic (hem"ah-poi-et'ik). See *hematopoietic*.

hemapophysis, hæmapophysis (hem-ap-of'is-is) [Gr αἷμα blood + *apophysis*]. A costal cartilage regarded as an apophysis of the hemal spine

hemarobin (hem-ar-o'bin). A proprietary tonic containing hypophosphites, cod-liver oil, etc.

hemarthros (hem-ar'thros). Hemarthrosis.

hemarthrosis (hem-ar-thro'sis) [Gr. αἷμα blood + ἄρθρον joint]. Blood extravasated into a joint or its synovial cavity, hemorrhage into a joint.

hemase (hem'ās) [Gr αἷμα blood + *-ase*]. A catalase found in the blood.

hemasthenosis (hem-as-then-o'sis) [Gr. αἷμα blood + ἀσθένεια weakness] 1 Defective circulation of the blood. 2. A defective state of the blood.

hemastrontium (hem-as-tron'she-um). A tissue stain prepared by adding strontium chlorid to a solution of hematein and aluminum chlorid in alcohol and citric acid.

hematachometer (hem"at-ak-om'et-er) [Gr αἷμα blood + ταχύς swift + μέτρον measure] An instrument for measuring the speed of the blood-current.

hemataërometer (hem"at-a-er-om'et-er) [Gr. αἷμα blood + ἀήρ air + μέτρον measure]. An instrument for measuring the pressure of gases in the blood.

hematalloscopy (hem"at-al-os'ko-pe) [Gr. αἷμα blood + ἄλλος other + σκοπεῖν to examine]. The examination of blood to distinguish one kind from another.

hematapostasis (hem"at-ap-os'tas-is) [Gr. αἷμα blood + ἀπόστασις a standing away]. The metastasis of blood.

hemataposteema (hem"at-ap-os-te'mah). An abscess containing effused blood.

hemate (hem'āt). A compound of hematein.

hemateikon (hem-at-i'kon), pl. *hemateiko'nia* [Gr. αἷμα blood + εἶκον image]. The blood-picture, or appearance of the blood under the microscope.

hematein (hem-at-e'in). A brownish-red, crystalline substance, $C_{16}H_{12}O_6$, derived from hematoxylin by oxidation.

hematemesis (hem-at-em'es-is) [Gr. *αἷμα* blood + *ἔμεσις* vomiting]. The vomiting of blood. **h. puella'ris**, blood-vomiting in girls or young women with no stomach lesion.

hematencephalon (hem"at-en-sef'al-on) [Gr. *αἷμα* blood + *encephalon*]. The effusion of blood into the brain.

hematherapy (hem-ath-er'ap-e) [Gr. *αἷμα* blood + *θεραπεία* treatment]. Blood tre tment; treatment of disease by the use of prepared arterial blood of bullocks, either by injection or t rough the mouth.

hemathermal (hem-ath-er'mal) [Gr. *αἷμα* blood + *θερμός* warm]. Warm blooded: said of animals whose blood remains at a constant temperature.

hemathermous (hem-ath-er'mus) [Gr. *αἷμα* blood + *θερμός* hot]. Having warm blood.

hemathorax (hem-ath-o'rax). Hemothorax.

hematic (he-mat'ik). Pertaining to the blood.

hematicum (he-mat'ik-um). An aqueous alcoholic solution of iron compounds.

hematid (hem'at-id). A red blood-corpuscle.

hematidrosis (hem"at-id-ro'sis) [Gr. *αἷμα* blood + *ἱδρωσις* sweating]. The sweating of blood or of a fluid mixed with blood.

hematimeter (hem-at-im'et-er) [Gr. *αἷμα* blood + *μέτρον* measure]. An instrument used in counting the blood-corpuscles.

hematimetry (hem-at-im'et-re). Counting of the corpuscles in a given quantity of blood.

hematin (hem'at-in). A brown or blue-black amorphous substance, $C_{34}H_{35}N_4FeO_5$, which, with globin, forms hemoglobin. **h.-albumin**, a brown powder obtained by drying the fibrin of the blood. **reduced h.**, hemochromogen. **vegetable h.**, aspergillin.

hematinemia (hem"at-in-e'me-ah) [*hematin* + Gr. *αἷμα* blood]. The presence of hematin in the blood.

hematinic (hem-at-in'ik). Same as *hematic*.

hematinogen (hem-at-in'o-jen). An iron-containing pigment of the blood.

hematinometer (hem"at-in-om'et-er). Same as *hemoglobinometer*.

hematinuria (hem"at-in-u're-ah) [*hematin* + Gr. *οὖρον* urine]. The condition of urine that is tinged with hematin.

hematischesis (hem-at-is'kes-is) [Gr. *αἷμα* blood + *σχέσις* checking]. Arrest of bleeding.

hematischetic (hem"at-is-ket'ik). Checking bleeding; styptic.

hemato-, hæmato- [Gr. *αἷμα, αἵματος* blood]. A prefix denoting some relationship to the blood.

hemato-aërometer (hem"at-o-a-er-om'et-er). Hemataerometer

hematobium, hæmatobium (hem-at-o'be-um), pl. *hemato'bia* [Gr. *αἷμα* blood + *βίος* life]. Any organism that lives in the blood, especially an animal microörganism.

hematoblast (hem'at-o-blast) [Gr *αἷμα* blood + *βλαστός* germ]. A cell or mass from which a red blood-corpuscle is developed, whether found in the blood or in a hematopoietic tissue; called also *erythrogonium* and *proerythroblast*.

hematocatharsis (hem"at-o-kath-ar'sis) [Gr. *αἷμα* blood + *κάθαρσις* purging]. The ridding of the blood of toxic substances; blood-lavage.

hematocele (hem'at-o-sēl) [Gr. *αἷμα* blood + *κήλη* tumor] An effusion of blood into a cavity, especially into the tunica vaginalis testis. **parametric h., pelvic h., retro-uterine h.**, a tumor formed by effusion of blood into Douglas' pouch. **pudendal h.**, a sanguineous tumor in a labium of the pudenda. **scrotal h.**, effusion of blood into the tissues of the scrotum or into the tunica vaginalis testis.

hematocelia, hematocœlia (hem"at-o-se'le-ah) [Gr. *αἷμα* blood + *κοιλία* cavity]. Effusion of blood into the peritoneal cavity.

hematocephalus (hem"at-o-sef'al-us) [Gr. *αἷμα* blood + *κεφαλή* head]. A fetus born with a head distended with blood.

hematochezia (hem"at-o-ke'ze-ah) [Gr. *αἷμα* blood + *χέζειν* to go to stool]. The passage of bloody stools.

hematochlorin (hem"at-o-klo'rin) [Gr. *αἷμα* blood + *χλωρός* green]. A green coloring-matter occurring in the placenta and derived from hemoglobin.

hematochromatosis (hem"at-o-kro-mat-o'sis) [Gr. *αἷμα* blood + *χρῶμα* color]. Staining of the tissues with blood-pigment.

hematochyluria (hem"at-o-ki-lu're-ah) [Gr. *αἷμα* blood + *χυλός* chyle + *οὖρον* urine]. The discharge of blood and chyle with the urine, due to *Fila'ria san"guinis-hom'inis*.

hematoclasis (hem-at-ok'las-is). Hemoclasis.

hematoclastic (hem"at-o-klas'tik). Hemoclastic.

hematocolpometra (hem"at-o-kol"po-me'trah) [Gr. *αἷμα* blood + *κόλπος* vagina + *μήτρα* uterus]. Accumulation of menstrual blood in the vagina and uterus.

hematocolpos (hem"at-o-kol'pos) [Gr. *αἷμα* blood + *κόλπος* vagina]. An accumulation of blood or menses in the vagina.

hematocrit, hematocrite (hem'at-o-krit) [Gr. *αἷμα* blood + *κρίνειν* to separate]. A centrifuge for separating the corpuscles from the liquor sanguinis.

hematocryal (hem-at-ok're-al) [Gr. *αἷμα* blood + *κρύος* cold]. Cold-blooded.

hematocrystallin (hem"at-o-kris'tal-in) [Gr. *αἷμα* blood + *κρύσταλλος* crystal]. Same as *hemoglobin*.

hematocyanin (hem"at-o-si'an-in) [Gr *αἷμα* blood + *κύανος* blue] A substance allied to hemoglobin occurring in the blood of certain invertebrates It is blue in color and contains copper instead of iron.

hematocyst (hem'at-o-sist) [Gr. *αἷμα* blood + *κύστις* bladder]. An effusion of blood into the bladder or into a cyst.

hematocystis (hem"at-o-sis'tis). Hematocyst.

hematocyte (hem'at-o-sīt) [Gr. *αἷμα* blood + *κύτος* cell] Any blood-corpuscle or blood-cell.

hematocytoblast (hem"at-o-si'to-blast) [Gr. *αἷμα* blood + *κύτος* cell + *βλαστός* germ]. Same as *myeloblast*

hematocytolysis (hem"at-o-si-tol'is-is) [*hematocyte* + Gr. *λύσις* solution] Dissolution and disintegration of blood-corpuscles.

hematocytometer (hem"at-o-si-tom'et-er) [*hematocyte* + Gr. *μέτρον* measure]. Same as *hematimeter*.

hematocytozoön (hem"at-o-si-to-zo'on) [*hematocyte* + Gr. *ζῷον* animal]. A parasite inhabiting the blood-cells. The term *Hemacytozoa* is the name of an order of sporozoa including the parasites of intermittent fever. **H. mala'riæ**, the *Plasmodium malariæ*.

hematocyturia (hem"at-o-si-tu're-ah) [*hematocyte* + Gr. *οὖρον* urine]. The occurrence of blood-corpuscles in the urine.

hematodynamometer (hem"at-o-di-nam-om'et-er). Same as *hemadynamometer*.

hematodystrophy (hem"at-o-dis'tro-fe) [Gr. *αἷμα* blood + *δυς* difficult + *τροφή* nutrition]. Any disordered condition of blood nutrition.

hemato-ethyroidin (hem"at-o-e-thi-roi'din) [Gr. *αἷμα* blood + *e* without + *thyroid*]. A preparation from the blood of an animal deprived of its thyroid gland: used in the treatment of hyperthyroidism.

hematogen (hem-at'o-jen) [Gr. *αἷμα* blood + *γενᾶν* to produce]. 1. A yellow iron powder derived from the blood: therapeutic. 2. A liquid prepa-

ration of iron citrate, acetic acid, and albumin: given for anemia, tuberculosis, and rickets. Dose, 1–4 dr. (4–16 c.c.). 3. A proprietary preparation of blood-plasma, glycerin, and wine: used for anemia, rickets, and tuberculosis. Dose, 1–6 dr. (4–24 c.c.). 4. A protein substance in the yolk of egg that contains iron.

hematogenesis (hem″at-o-jen′es-is) [*hemato-* + *genesis*]. The production of blood.

hematogenic, hematogenous (hem″at-o-jen′ik, hem-at-oj′en-us). 1. Produced in the blood, or derived from the blood. 2. Producing blood.

hematoglobin (hem″at-o-glo′bin). Hemoglobin.

hematoglobinuria (hem″at-o-glo-bin-u′re-ah). Same as *hemoglobinuria*.

hematoglobulin (hem″at-o-glob′u-lin). The name given by Y. Berzelius to hemoglobin.

hematogonia (hem″at-o-go′ne-ah) [Gr. *αἷμα* blood + *γονή* generation]. Same as *myeloblast*.

hematohidrosis (hem″at-o-hid-ro′sis). See *hematidrosis*.

hematohistioblast (hem″at-o-his′te-o-blast). Same as *hemohistioblast*.

hematohiston (hem″at-o-his′ton). The globin of the blood.

hematohyaloid (hem″at-o-hi′al-oid) [Gr. *αἷμα* blood + *hyaline*]. The hyaline matter formed by degeneration of thrombi through conglutination of the red corpuscles or blood-platelets.

hematoid (hem′at-oid) [Gr. *αἷμα* blood + *εἶδος* form]. Resembling blood.

hematoidin (hem-at-oid′in). A yellow-brown, crystalline substance, $C_{16}H_{18}N_2O_3$, from blood-clots.

hematokolpos (hem-at-o-kol′pos). See *hematocolpos*.

hematokrit (hem′at-o-krit). See *hematocrit*.

hematol (hem′at-ol) A therapeutic preparation of sterilized hemoglobin, glycerin, and brandy.

hematolin (hem-at-o′lin). A compound, $C_{68}H_{78}O_7N_8$, from hematin.

hematolith (hem′at-o-lith). Hemolith.

hematologist (hem-at-ol′o-jist). A specialist in the study of the blood.

hematology (hem-at-ol′o-je) [Gr. *αἷμα* blood + *λόγος* discourse] The sum of what is known regarding the blood.

hematolymphangioma (hem″at-o-lim″fan-je-o′-mah) [Gr. *αἷμα* blood + L. *lym′pha* lymph + Gr. *ἀγγεῖον* vessel]. A tumor composed of blood-vessels and lymph-vessels.

hematolysis (hem-at-ol′is-is) [Gr. *αἷμα* blood + *λύειν* to dissolve]. The disintegration and degeneration of the blood.

hematolytic (hem-at-o-lit′ik). Pertaining to or causing a degeneration of the blood.

hematoma (hem-at-o′mah), pl. *hemato′mata* [Gr. *αἷμα* blood + *-ωμα* tumor]. A tumor containing effused blood. **h. auris**, a blood tumor of the perichondrium of the ear. It is seen in insanity, and is sometimes called *insane ear*. **dural h.**, a circumscribed subdural effusion of the blood occurring in layers. **pelvic h.**, an effusion of blood into the pelvic cellular tissue. **retro-uterine h.**, an effusion of blood into the connective tissue behind the uterus.

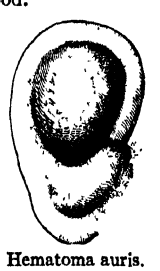

Hematoma auris.

hematomancy, hematomanteia (hem′at-o-man-se, hem″at-o-man-te′ah) [Gr. *αἷμα* blood + *μαντεία* divination]. Diagnosis by examination of the blood.

hematomanometer (hem″at-o-man-om′et-er). Sphygmomanometer.

hematomediastinum (hem″at-o-me-de-as-ti′-num) [*hemato-* + *mediastinum*]. An effusion of blood in the mediastinum.

hematometer (hem-at-om′e-ter) [Gr. *αἷμα* blood + *μέτρον* measure]. 1. A hemometer. 2. A hemadynamometer.

hematometra (hem″at-o-me′trah) [Gr. *αἷμα* blood + *μήτρα* uterus]. An accumulation of blood in the uterus.

hematometry (hem-at-om′et-re) [Gr. *αἷμα* blood + *μέτρον* measure]. Measurement of the hemoglobin and estimation of the percentage of the various cells in the blood.

hematomole (hem-at′o-mōl). Same as *Breus′ mole*. See under *mole*.

Hematomonas (hem-at-om′on-as) [Gr. *αἷμα* blood + *μονάς* monad]. A genus of protozoan parasites living in the blood.

hematomphalocele (hem″at-om-fal′o-sēl) [Gr. *αἷμα* blood + *omphalocele*]. An umbilical hernia containing blood.

hematomyelia (hem″at-o-mi-e′le-ah) [Gr. *αἷμα* blood + *μυελός* marrow]. An effusion of blood within or upon the spinal cord.

hematomyelitis (hem″at-o-mi-el-i′tis) [Gr. *αἷμα* blood + *myelitis*]. Acute myelitis with bloody effusion.

hematomyelopore (hem″at-o-mi′el-o-pōr) [Gr. *αἷμα* blood + *μυελός* marrow + *πόρος* opening]. A disease marked by the formation of canals in the spinal cord, due to hemorrhage.

hematone (hem′at-ōn) A proprietary tonic containing blood-iron, albuminates, hydrastis, nux vomica, etc.

hematonephrosis (hem″at-o-nef-ro′sis). Same as *hemonephrosis*.

hematonic (hem-at-on′ik). A blood tonic.

hematopan (hem-at′o-pan) [Gr. *αἷμα* blood + L. *pan′is* bread]. A proprietary nutrient preparation of blood and malt.

hematopathology (hem″at-o-path-ol′o-je) [Gr. *αἷμα* blood + *pathology*]. The study of diseases of the blood.

hematopericardium (hem″at-o-per-ik-ar′de-um). [Gr *αἷμα* blood + *pericardium*]. An effusion of blood within the pericardium.

hematoperitoneum (hem″at-o-per-it-o-ne′um). Hemoperitoneum.

hematopexin (hem″at-o-peks′in). Same as *hemopexin*.

hematopexis (hem″at-o-peks′is). Same as *hemopexis*.

hematophage (hem′at-o-fāj) [*hematophagia*]. A phagocytic cell which acts as a destroyer of red blood-corpuscles.

hematophagia (hem″at-o-fa′je-ah) [Gr. *αἷμα* blood + *φαγεῖν* to eat]. 1. Blood-drinking. 2. The act of subsisting on the blood of another animal. 3. The taking up or digestion of red blood-corpuscles by phagocytic cells.

hematophagocyte (hem″at-o-fag′o-sīt). Same as *hemophagocyte*.

hematophagous (hem-at-of′ag-us) [Gr. *αἷμα* blood + *φαγεῖν* to eat]. Eating or subsisting on blood.

hematophagy (hem-at-of′aj-e). Hematophagia.

hematophilia (hem-at-o-fil′e-ah). See *hemophilia*.

hematophobia (hem″at-o-fo′be-ah) [Gr. *αἷμα* blood + *φόβος* fear] 1. Morbid dread of the sight of blood. 2. Prejudice against venesection.

hematophyte (hem′at-o-fīt) [Gr. *αἷμα* blood + *φυτόν* plant]. Any microscopic plant organism or species living in the blood.

hematoplania (hem″at-o-pla′ne-ah) [Gr. *αἷμα* blood + *πλάνη* wandering]. Vicarious menstruation.

hematoplast (hem′at-o-plast). Same as *hematoblast*.

hematoplastic (hem"at-o-plas'tik) [Gr. αἷμα blood + πλάσσειν to mold]. Concerned in the elaboration of the blood.

hematopneic (hem-at-o-ne'ik) [Gr. αἷμα blood + πνεῖν to breathe]. Pertaining to the oxygenation of the blood.

hematopoiesis (hem"at-o-poi-e'sis) [Gr. αἷμα blood + ποιεῖν to make]. The formation or production of blood from the food and lymph-products.

hematopoietic (hem"at-o-poi-et'ik) [Gr. αἷμα blood + ποιεῖν to make] Pertaining to or taking part in the formation of blood.

hematopoietin (hem"at-o-poi'e-tin). Hemopoietin.

hematoporphyria (hem"at-o-por-fi're-ah). A constitutional state marked by enormous quantity of hematoporphyrin in the urine, sensitiveness of the skin to light, vomiting, and intestinal disturbance. Called also *porphyria*.

hematoporphyrin (hem"at-o-por'fir-in) [Gr. αἷμα blood + πορφύρα purple]. Hematin deprived of its iron, $C_{68}H_{74}N_8O_{14}$; iron-free hematin. It is a product of the decomposition of hemoglobin, and is seen in the urine after destruction of the red blood-corpuscles.

hematoporphyrinuria (hem"at-o-por"fir-in-u're-ah). The occurrence of hematoporphyrin in the urine· it may be due to the m'suse of sulphonal.

hematoporphyroidin (hem"at-o-por-fi-roi'din). A product of the decomposition of hematoporphyrin.

hematoposia (hem"at-o-po'ze-ah) [Gr αἷμα blood + πόσις draft]. The drinking of blood as a therapeutic measure.

hematopostema (hem-at-o-pos-te'mah). An abscess containing extravasated blood.

Hematopota (hem-at-op'o-tah). A genus of tabanid flies. *H. ital'ica* and *H. pluvia'lis* are common in Europe.

hematoprecipitin (hem"at-o-pre-sip'it-in) A precipitin specific for blood, especially for plasma and serum.

hematorachis, hemorachis (hem-at-or'a-kis, hem-or'a-kis) [Gr. αἷμα blood + ῥάχις spine]. Hemorrhage into the vertebral canal.

hematorrhea (hem"at-or-re'ah) [Gr. αἷμα blood + ῥοία flow]. A free or copious hemorrhage.

hematosalpinx (hem"at-o-sal'pinks) [Gr αἷμα blood + σάλπιγξ tube] A collection of blood in an oviduct.

hematoscheocele (hem-at-os'ke-o-sēl) [Gr. αἷμα blood + ὄσχεον scrotum + κήλη tumor]. A collection of blood within the scrotum.

hematoscope (hem'at-o-skōp) [Gr. αἷμα blood + σκοπεῖν to see]. An instrument for the optical or spectroscopic examination of the blood.

hematoscopy (hem-at-os'ko-pe) [see *hematoscope*]. The inspection of the blood, as with a spectroscope.

hematosepsis (hem"at-o-sep'sis) [Gr. αἷμα blood + σῆψις putrefaction]. The same as *septicemia*.

hematosin (hem-at-o'sin). See *hematin*.

hematosis (hem-at-o'sis) [Gr. αἷμα blood]. The formation of the blood, also its arterialization, or aeration, in the lungs.

hematospectrophotometer (hem"at-o-spek"-tro-fo-tom'et-er). A spectrophotometer for determining the amount of hemoglobin in the blood.

hematospectroscope (hem"at-o-spek'tro-skōp) [Gr. αἷμα blood + *spectroscope*]. A form of spectroscope for examining thin layers of blood.

hematospectroscopy (hem"at-o-spek-tros'ko-pe) [Gr. αἷμα blood + *spectroscopy*]. The spectroscopic examination of the blood.

hematospermatocele (hem"at-o-sper-mat'o-sēl) [Gr. αἷμα blood + σπέρμα seed + κήλη tumor]. A spermatocele containing blood.

hematospermia (hem"at-o-sper'me-ah) [Gr. αἷμα blood + σπέρμα seed]. The discharge of bloody semen.

hematospherinemia (hem"at-o-sfe-rin-e'me-ah) [Gr. αἷμα blood + σφαῖρα sphere + αἷμα blood]. Hemoglobinemia.

Hematosporidia (hem"at-o-spo-rid'e-ah). A suborder of *Sporozoa* which contains the parasite of malaria.

hematostatic (hem"at-o-stat'ik) [Gr. αἷμα blood + στάσις standing]. Due to, or characterized by, stagnation of the blood

hematosteon (hem-at-os'te-on) [Gr. αἷμα blood + ὀστέον bone] Hemorrhage into the medullary cavity of a bone.

hematotherapy (hem"at-o-ther'ap-e) [Gr. αἷμα blood + *therapy*]. Treatment by means of blood or blood preparations.

hematothermal (hem"at-o-ther'mal) [Gr. αἷμα blood + θέρμη heat]. Having warm blood.

hematothorax (hem"at-o-tho'raks). See *hemothorax*.

hematothyroidin (hem"at-o-thi-roi'din). A proprietary preparation from the blood of thyroidectomized animals used in exophthalmic goiter

hematotic (hem-at-ot'ik). Pertaining to hematosis.

hematotoxic (hem"at-o-toks'ik) [*hemato-* + *toxic*]. Pertaining to blood-poisoning.

hematotoxin (hem"at-o-tok'sin). Same as *hematoxin*

hematotrachelos (hem-at-o-trak-e'los) [Gr αἷμα blood + τράχηλος neck] Distention of the cervix of the uterus with blood owing to atresia of the vagina.

hematotympanum (hem"at-o-tim'pan-um) [Gr. αἷμα blood + *tympanum*]. A hemorrhagic exudation into the drum-cavity of the ear.

hematoxic (hem-at-oks'ik). See *hematotoxic*.

hematoxin (hem-at-oks'in). 1 Same as *hemolysin*. 2. A semivalent diphtheria toxin.

hematoxylin (hem-at-oks'il-in). A crystalline stain, $C_{16}H_{14}O_6 + 3H_2O$, obtained by extracting logwood with ether It may be used as an indicator with a PH range of 5–6 **Delafield's h.**, a staining fluid. hematoxylin, 4 gm , pure alcohol, 25 c c , ammonia alum, 52 gm., water, 400 c c , glycerin, 100 c c ; methyl alcohol, 100 c c. See under *stains, table of*

hematoxylon (hem-at-oks'il-on). See *Hæmatoxylon*

hematozemia (hem"at-o-ze'me-ah) [Gr αἷμα blood + ζημία loss] A gradual loss of blood.

hematozoic (hem"at-o-zo'ik) Inhabiting the blood: said of parasites.

Hematozo'ön mala'riæ. Plasmodium malariæ

hematozoön (hem"at-o-zo'on), pl *hematozo'a* [Gr. αἷμα blood + ζῷον animal] Any animal organism or species that lives in the blood.

hematozymosis (hem"at-o-zi-mo'sis) [Gr. αἷμα blood + ζύμωσις fermentation]. Fermentation of the blood.

hematropin (hem-at'ro-pin). A proprietary fluid hemoglobin preparation.

hematuresis (hem"at-u-re'sis). Same as *hematuria*.

hematuria (hem-at-u're-ah) [Gr. αἷμα blood + οὖρον urine]. The discharge of bloody urine. **angioneurotic h.** See *Gull's renal epistaxis*, under *epistasis*. **endemic h.**, bilharziasis of the bladder. **essential h.**, renal bleeding for which a cause cannot be determined **false h.**, redness of the urine due to food or drugs containing pigment.

hema-urochrome (hem"ah-u'ro-krōm) [Gr αἷμα blood + *urochrome*]. A substance found in the urine in such diseases as carcinoma and sarcoma, and thought to be a derivative of hematin from blood destruction.

hemautograph (hem-aw'to-graf) [Gr. αἷμα blood + αὐτός self + γράφειν to write]. A tracing made by an arterial blood-jet.

hemautography (hem-aw-tog'raf-e). The formation of a hemautograph.

hembra (hem'brah). The ulcerative type of dermal leishmaniasis.

hemelytrometra lateralis (hem-e-lit-ro-me'trah lat-er-a'lis) [Gr. *αἷμα* blood + *ἔλυτρον* sheath + *μήτρα* womb]. Accumulation of menstrual blood in a pouch formed by the rudimentary half of a double vagina.

hemendothelioma (hem"en-do-the-le-o'mah). A form of endothelioma made up of vessels that contain proliferated endothelium· probably caused by the proliferation of vascular endothelium.

Hementa'ria officina'lis. The leech commonly used in Mexico and Central America for therapeutic purposes.

hemeralope (hem'er-al-ōp). A person affected with hemeralopia.

hemeralopia (hem"er-al-o'pe-ah) [Gr. *ἡμέρα* day + *ἀλαός* blind + *ὤψ* eye]. 1. Day-blindness: 2. [Gr. *ἡμέρα* day + *ὤψ* eye.] Night-blindness; nyctalopia, a condition in which the patient sees worse at night or in a dim light than his normal vision would seem to warrant.

Hemerocam'pa leucostig'ma. The white-marked tussock moth In the larval stage the smaller white hairs are poisonous and may produce severe urticaria

hemerythrin (hem-er'ith-rin) [Gr. *αἷμα* blood + *ἐρυθρος* red] The coloring-matter of the blood of earthworms which is contained in the plasma.

hemesia (hem-e'se-ah). A proprietary quinin and urea hydrochlorid preparation. used as a local anesthetic.

hemetaboly (hem-et-ab'o-le) [Gr *αἷμα* blood + *metaboly*]. The metabolism of blood elements.

hemi- [Gr. *ἡμι-* half]. A prefix signifying one-half.

hemiablepsia (hem"e-ab-lep'se-ah). Same as *hemianopsia.*

hemiacardius (hem"e-ak-ar'de-us) [Gr. *ἡμι-* half + *α* neg. + *καρδία* heart]. One of twin fetuses in which only a part of the circulation is accomplished by its own heart.

hemiacephalus (hem"e-as-ef'al-us) [Gr. *ἡμι-* half + *α* neg + *κεφαλή* head]. A monster-fetus whose head is represented by a shapeless mass.

hemiachromatopsia (hem"e-ak-ro-mat-op'se-ah) [*hemi-* + *achromatopsia*]. Color-blindness in one-half, or in corresponding halves, of the visual field.

hemiageusia, hemiageustia (hem"e-ah-gu'ze-ah, hem"e-ah-gūs'te-ah) [Gr. *ἡμι-* half + *α* not + *γεῦσις* taste] Loss or absence of the sense of taste on one side of the tongue.

hemialbumin (hem"e-al-bu'min) [*hemi-* + *albumin*]. Same as *anti-albumin.*

hemialbumose (hem-e-al'bu-mōs). A crystallizable product of the digestion of certain proteins; normally found in bone-marrow, and occurring in the urine of osteomalacia and diphtheria.

hemialbumosuria (hem-e-al-bu-mo-su're-ah) [*hemialbumose* + Gr. *οὖρον* urine]. The presence of hemialbumose in the urine; propeptonuria.

hemialgia (hem-e-al'je-ah) [Gr. *ἡμι-* half + *ἄλγος* pain]. Neuralgia on one side only.

hemiamaurosis (hem-e-am-aw-ro'sis). Hemianopsia.

hemiamblyopia (hem"e-am-ble-o'pe-ah) [*hemi-* + *amblyopia*]. Impairment of the visual power of one-half of the retina.

hemiamyosthenia (hem"e-ah-mi-os-the'ne-ah) [Gr. *ἡμι-* half + *α* not + *μῦς* muscle + *σθένος* strength]. Lack of muscular power on one side of the body.

hemianacusia (hem"e-an-ak-u'ze-ah) [Gr. *ἡμι-* half + *ἀν-* not + *ἀκουσία* hearing]. Loss of hearing on one side.

hemianalgesia (hem"e-an-al-je'ze-ah) [*hemi-* + *analgesia*]. Analgesia of one side of the body.

hemianesthesia (hem"e-an-es-the'ze-ah) [*hemi-* + *anesthesia*]. Anesthesia of either lateral half of the body. **alternate h., crossed h.,** anesthesia of one side of the head and of the opposite side of the body. **cerebral h.,** that which is due to lesion of the internal capsule of the lenticular nucleus. **mesocephalic h., pontile h.,** that which is due to disease of the pons. **spinal h.,** that which is due to a lesion of the spinal cord.

hemianopia, hemianopsia (hem"e-an-o'pe-ah. hem"e-an-op'se-ah) [Gr. *ἡμι-* half + *ἀν* priv, + *ὄψις* vision]. Blindness for one-half the field of vision in one or both eyes. **absolute h.,** hemianopia to light, color, and form. **altitudinal h.,** blindness for either the upper or the lower half of the field of vision. **bilateral h., binocular h.,** hemianopia affecting both eyes. **binasal h., nasal h.,** blindness on the nasal side of the visual field as to both eyes. **bitemporal h., temporal h.,** blindness on the temporal side of the visual field affecting both eyes. **h. bitempora'lis fu'gax,** transient bitemporal hemianopia, sometimes seen in syphilitic patients. **complete h.,** hemianopia affecting the entire half of each eye. **crossed h., heteronymous h.,** binasal or bitemporal hemianopia. **equilateral h., homonymous h.,** one which affects the nasal half of one eye and the temporal half of the other. **incomplete h.,** hemianopia affecting less than the entire half of the visual field of each eye. **relative h.,** hemianopia to only form or color, the light sense being retained. **unilateral h., uniocular h.,** hemianopia affecting but one eye.

hemianosmia (hem"e-an-oz'me-ah). Loss of the sense of smell in one of the nostrils.

hemiapraxia (hem-e-ah-prak'se-ah) [*hemi-* + *apraxia*). Unilateral apraxia; inability to perform coordinated movements on one side of the body.

hemiarthrosis (hem"e-ar-thro'sis) [*hemi-* + *arthrosis*] A spurious synchondrosis.

hemiasynergia (hem"e-as-in-er'je-ah). Asynergia affecting one side of the body.

hemiataxia (hem"e-at-aks'e-ah) [*hemi-* + *ataxia*]. Ataxia affecting one side of the body.

hemiataxy (hem-e-at-aks'e). Hemiataxia.

hemiathetosis (hem"e-ath-et-o'sis) [*hemi-* + *athetosis*]. Athetosis affecting one side of the body.

hemiatrophy (hem-e-at'ro-fe). Atrophy of one side of the body or of one-half of an organ or part. **facial h.,** atrophy of one lateral half of the face· sometimes progressive, and due to a nervous disorder. **progressive lingual h.,** progressive atrophy of one lateral half of the tongue.

hemiballism (hem-e-bal'izm) [Gr. *ἡμι* half + *βαλλισμός* jumping]. Violent jerking and twitching movements affecting one side of the body.

hemibilirubin (hem-e-bil-ir-u'bin). A modified bile pigment found in the urine. Possibly a urobilinogen.

hemic (hem'ik) [Gr. *αἷμα* blood]. Pertaining to the blood.

hemicanities (hem"e-kan-ish'e-ēz). Grayness of the hair on one side of the body.

hemicardia (hem-e-kar'de-ah) [Gr. *ἡμι-* half + *καρδία* heart]. Either half of a four-chambered heart. **h. dex'tra,** the right heart. **h. sinis'tra,** the left heart.

hemicellulose (hem-e-sel'u-lōs). A general name for various cell wall materials, insoluble in water and similar to cellulose. The hemicelluloses are not converted into sugar by diastase, but are readily hydrolyzed by dilute acids, yielding arabinose, xylose, galactose, and mannose.

hemicentrum (hem-is-en'trum) [*hemi-* + *centrum*]. Either lateral half of a vertebral centrum.

hemicephalia (hem"e-sef-a'le-ah) [Gr. *ἡμι-* half + *κεφαλή* head]. Congenital absence of one lateral half of the skull.

hemicephalus (hem-e-sef'al-us) [Gr. *ἡμι-* half + *κεφαλή* head]. A monster-fetus with only one cerebral hemisphere.

hemicerebrum (hem-e-ser'e-brum) [*hemi-* + *cerebrum*]. A cerebral hemisphere.

hemichorea (hem"e-ko-re'ah) [*hemi-* + *chorea*]. Chorea which affects only one side.

hemichromatopsia (hem"e-kro-mat-op'se-ah) [Gr. *ἡμι-* half + *chromatopsia*]. Color-blindness in one-half of the visual field.

hemichromosome (hem-e-kro'mo-sōm). A body formed by the longitudinal division of a chromosome.

hemicolectomy (hem"e-ko-lek'to-me) [Gr. *ἡμι-* half + *colectomy*]. Excision of a portion of the colon.

hemicollin (hem-e-kol'in) [Gr. *ἡμι-* half + *κόλλα* glue]. A substance formed by the digestion of gelatin.

hemicrania (hem-ik-ra'ne-ah) [Gr. *ἡμι-* half + *κρανίον* skull]. 1. Pain or aching in one side of the head. 2. Absence of the inferior bones of the skull (Galen).

hemicraniectomy (hem"e-kra-ne-ek'to-me) [Gr. *ἡμι-* half + *κρανίον* cranium + *ἐκτομή* excision]. Doyen's operation of sectioning the vault of the skull from before backward, near the median line, and forcing the entire side outward, thus exposing half of the brain.

hemicranin (hem-ik-ra'nin). A proprietary mixture of phenacetin, 5 parts; caffein, 1 part; and citric acid, 1 part: used in hemicrania.

hemicraniosis (hem"ik-ra-ne-os'is). A condition marked by hyperostosis on one-half of the cranium or face, with cerebral involvement The condition is believed to be due to endothelioma of the dura.

hemicraniotomy (hem"e-kra-ne-ot'o-me) [Gr. *ἡμι-* half + *κρανίον* skull + *τομή* cut]. Hemicraniectomy.

Hemidesmus (hem-e-des'mus). A genus of asclepiadaceous plants. The root of *H. in'dicus* is used like sarsaparilla. Dose of syrup, ½–1 fl.dr. (2–4 c.c).

hemidiaphoresis (hem"e-di-af-o-re'sis) [*hemi-* + *diaphoresis*]. A sweating of one side of the body.

hemidiaphragm (hem-e-di'af-ram). Paralysis of one-half of the diaphragm.

hemidrosis (hem-id-ro'sis). See *hematidrosis*.

hemidysergia (hem"e-dis-er'je-ah). Dysergia affecting one side of the body.

hemidysesthesia (hem"e-dis-es-the'ze-ah) [Gr. *ἡμι-* half + *δυσ-* ill + *αἴσθησις* feeling]. A disorder of sensation affecting one-half of the body.

hemidystrophy (hem-e-dis'tro-fe). Unequal development of the two sides of the body.

hemi-ectromelia (hem"e-ek-tro-me'le-ah). Monstrosity characterized by imperfect limbs on one side of the body.

hemi-elastin (hem-e-e-las'tin). A substance formed by the digestion or hydrolysis of elastin.

hemi-encephalus (hem"e-en-sef'al-us) [Gr. *ἡμι-* half + *ἐγκέφαλος* brain]. A fetus that lacks the sense-organs of the brain.

hemi-epilepsy (hem-e-ep'il-ep-se) [*hemi-* + *epilepsy*]. Epilepsy affecting one-half of the body.

hemifacial (hem-e-fa'shal). Affecting one-half of the face.

hemigastrectomy (hem"e-gas-trek'to-me). Excision of one half of the stomach; especially resection of the pyloric pocket in cases of bilocular stomach.

hemigeusia (hem-e-gu'se-ah) [Gr. *ἡμι-* half + *γεῦσις* taste]. Absence of sense of taste on one-half of the tongue.

hemiglossal (hem-e-glos'al) [Gr. *ἡμι-* half + *γλῶσσα* tongue]. Affecting one side of the tongue.

hemiglossectomy (hem"e-glos-ek'to-me) [Gr. *ἡμι-* half + *γλῶσσα* tongue + *ἐκτομή* excision]. Surgical removal of one-half of the tongue.

hemiglossitis (hem"e-glos-i'tis) [Gr *ἡμι-* half + *γλῶσσα* tongue + *-ιτις* inflammation]. Inflammation of one lateral half of the tongue.

hemihidrosis (hem-e-hid-ro'sis) [Gr. *ἡμι-* half + *ἱδρώς* sweat]. Sweating on one side of the body.

hemihypalgesia (hem"e-hi-pal-je'ze-ah). Hypalgesia affecting one lateral half of the body.

hemihyperesthesia (hem"e-hi"per-es-the'ze-ah) [Gr. *ἡμι-* half + *hyperesthesia*]. Abnormal acuteness of sensation in one lateral half of the body.

hemihyperidrosis (hem"e-hi-per-id-ro'sis) [Gr. *ἡμι-* half + *ὑπέρ* over + *ἱδρώς* sweat]. Excessive perspiration of one side.

hemihypermetria (hem"e-hi-per-me'tre-ah). Exaggerated extension of one-half of a part, as in protruding of the tongue.

hemihypertonia (hem"e-hi-per-to'ne-ah) [Gr *ἡμι-* half + *ὑπέρ* over + *τόνος* tone]. Increased tonicity of the muscles of one side, resulting in tonic contractions sometimes seen after apoplectic attacks. Called also *hemitonia*.

hemihypertrophy (hem"e-hi-per'tro-fe) [Gr *ἡμι-* half + *hypertrophy*]. Hypertrophy or overgrowth of one-half or one side of the body or of a part. **facial h.**, hypertrophy of half of the face.

hemihypesthesia (hem"e-hi-pes-the'ze-ah) Diminished acuteness of sensation on one-half of the body.

hemihypo-esthesia (hem-e-hi-po-es-the'ze-ah). Hemihypesthesia.

hemihypotonia (hem"e-hi-po-to'ne-ah) [Gr. *ἡμι-* half + *ὑπό* under + *τόνος* tone]. Defective tonicity of either side of the body.

hemikaryon (hem-e-kar'e-on) [Gr. *ἐμι-* half + *κάρυον* nucleus] A nucleus which contains the haploid number of chromosomes.

hemilaminectomy (hem"e-lam-in-ek'to-me). Removal of the vertebral laminæ on one side only.

hemilaryngectomy (hem"e-lar-in-jek'to-me) Excision of one-half of the larynx.

hemilateral (hem-e-lat'er-al). Affecting one-half of one side.

hemilesion (hem-e-le'zhun). A lesion of one side of the spinal cord, a unilateral lesion of the cord.

hemilingual (hem-e-ling'wal) [Gr. *ἡμι-* half + L. *lin'gua* tongue]. Affecting one side of the tongue.

hemimacroglossia (hem"e-mak-ro-glos'e-ah). Enlargement of one side of the tongue

hemimelia (hem-e-me'le-ah). A fetus with defective limbs.

hemimelus (hem-im'el-us) [Gr. *ἡμι-* half + *μέλος* limb]. A fetus or person the distal portions of whose limbs are deformed or defective.

hemin (he'min) [Gr. *αἷμα* blood]. The crystalline chlorid of hematin, $C_{34}H_{33}N_4O_4FeCl$, of which Teichmann's crystals are composed.

heminal (he'min-al). A soluble brown or blackish powder containing hemoglobin and hematin: used in anemia, scrofula, rickets, neurasthenia, etc. Dose, 8–15 gr. (0.5–1 gm.).

hemineurasthenia (hem"e-nu-ras-the'ne-ah). Neurasthenia affecting one side only.

hemiopalgia (hem"e-op-al'je-ah) [Gr. *ἡμι-* half + *ὤψ* eye + *ἄλγος* pain]. Pain in one side of the head and in one eye.

hemiopia (hem-e-o'pe-ah). 1. Hemianopia (Plenk). 2. Absence of visual power in one-half of the retina.

hemiopic (hem-e-op'ik) [Gr. ἡμι- half + ὤψ eye]. 1. Affecting one eye. 2. Pertaining to hemiopia.

hemipagus (hem-ip'ag-us) [Gr. ἡμι- half + πάγος union]. Twin fetuses united at the thorax.

hemiparalysis (hem"e-par-al'is-is). Hemiplegia.

hemiparanesthesia (hem"e-par-an-es-the'ze-ah) [*hemi-* + Gr. παρά below + *anesthesia*]. Anesthesia of the lower half of one side of the body.

hemiparaplegia (hem"e-par"ap-le'je-ah) [*hemi-* + *paraplegia*]. Paralysis of the lower half of one side of the body.

hemiparesis (hem-e-par'es-is) [*hemi-* + *paresis*]. Paresis affecting one side.

hemiparesthesia (hem"e-par-es-the'ze-ah) [*hemi-* + *paresthesia*]. Perverted sensation on one side of the body.

hemiparkinsonism (hem-e-par'kin-son-izm). Parkinsonism affecting only one side.

hemipeptone (hem-e-pep'tōn) [Gr. ἡμι- half + *peptone*]. One of the intermediate products of pepsin digestion of protein. It is formed along with antipeptone, and differs from the latter in being convertible into amino-acids by trypsin.

hemiplegia (hem-e-ple'je-ah) [Gr. ἡμι- half + πληγή stroke]. Paralysis of one side of the body. **h. al'ternans hypoglos'sica,** hemiplegia due to lesion of the hypoglossal nerve on the side opposite the paralyzed part **alternate h.,** that which affects a part on one side of the body and another part on the opposite side. Called also *crossed h.* **ascending h.,** ascending paralysis of one lateral half of the body. **cerebral h.,** that which is due to a lesion of the brain. **crossed h.** See *alternate h.* **h. crucia'ta,** crossed hemiplegia. **facial h.,** paralysis of one side of the face, the body being unaffected. **Gubler's h.** See *Gubler's paralysis*, under *paralysis*. **hephestic h.,** a hemiplegia, with spasms, peculiar to blacksmiths. **infantile h.,** hemiplegia due to cerebral hemorrhage at birth or during intra-uterine life; birth palsy. **spastic h.,** hemiplegia, with spasms and atrophy usually infantile **spinal h.,** a form due to a lesion of the spinal cord.

hemiplegic (hem-e-plej'ik). Pertaining to or of the nature of hemiplegia.

hemiprotein (hem-e-pro'te-in) [*hemi-* + *protein*]. The same as *anti-albumin*.

Hemiptera (hem-ip'ter-ah) [Gr. ἡμι-half + πτερόν wing]. An order of insects, including ordinary bugs and lice, characterized by having the mouth parts adapted to pinching or sucking.

hemiscotosis (hem"e-sko-to'sis). Blindness of one-half of a retina.

hemisection (hem-e-sek'shun). 1. Bisection. 2. A section or cutting of one-half.

hemiseptum (hem-e-sep'tum). Either half of a septum; especially the lamina of the septum lucidum. **h. auricula're,** the lateral half of the septum between the auricles of the heart. **h. cer'ebri,** the lateral half of the septum lucidum of the brain. **h. ventricula're,** the lateral half of the septum between the ventricles of the heart.

hemisine (hem'is-īn). A proprietary suprarenal gland preparation.

hemisomnambulism (hem"e-som-nam'bu-lizm). Somnambulism in which the subject retains consciousness and his normal personality.

hemisomus (hem-e-so'mus) [Gr. ἡμι- half + σῶμα body]. A monster-fetus with one side of the body absent.

hemisotonic (hem-i-so-ton'ik) [Gr αἷμα blood + *isotonic*]. Isotonic with the blood; having the same osmotic pressure as the blood.

hemispasm (hem'e-spazm). Spasm affecting one side only.

hemisphærium (hem-e-sfe're-um). Hemisphere. **h. bul'bi ure'thræ** [B N A], one of the lateral halves of the bulb of the urethra.

hemisphere (hem'is-fēr) [*hemi-* + *sphere*]. Either lateral half of the cerebrum or cerebellum.

Hemis'pora stella'ta. A fungus found in cases of mycosis resembling sporotrichosis.

hemispore (hem'e-spōr). A spore formed by the differentiation and division of the terminal portion of a hyphus.

hemisporosis (hem"e-spo-ro'sis). A mycosis due to infection with the *Hemispora stellata*, characterized by gummatous swellings in the bones and other tissues (Gongerot and Caraven).

hemistrumectomy (hem"e-stru-mek'to-me) [*hemi* + *strumectomy*]. Excision of one-half of a goiter.

hemisyndrome (hem-e-sin'drōm). A syndrome indicative of a unilateral lesion of the spinal cord.

hemisystole (hem-e-sis'to-le) [*hemi-* + *systole*]. Systole of only one ventricle of the heart, resulting in only one pulse-beat for every two beats of the heart.

hemiterata (hem-e-ter'at-ah) [Gr. ἡμι- half + τέρας monster] A group of congenitally deformed individuals that cannot be classed as teratisms or monstrosities.

hemiteric, hemiteratic (hem-e-ter'ik, hem"e-ter-at'ik) [Gr. ἡμι- half + τέρας monster]. Congenitally deformed, but not monstrous.

hemiterpene (hem-e-ter'pēn). A terpene having the formula C_5H_8.

hemitetany (hem-e-tet'a-ne). Tetany limited to one side of the body

hemithermo-anesthesia (hem"e-ther-mo-an-es-the'ze-ah). Insensibility to heat and cold in one side of the body.

hemithyroidectomy (hem"e-thi-roi-dek'to-me). Excision of one lobe of the thyroid.

hemitomias (hem-e-to'me-as) [Gr]. A half-eunuch; a person deprived of one testicle.

hemitonia (hem-e-to'ne-ah) [Gr. ἡμι- half + τονία tension]. Same as *hemihypertonia*.

hemitoxin (hem-e-toks'in). A toxin whose toxicity has been reduced to one-half.

hemitremor (hem-e-tre'mor). Tremor of one side of the body.

hemivagotony (hem-e-va-got'o-ne). Vagotony or irritability of the vagus nerve on one side.

hemlock (hem'lok). 1. Conium. 2. Any fir-tree of the genus *Tsu'ga*, especially *T. canaden'sis*, the source of Canada pitch, of the volatile oil of hemlock, and of an astringent extract. **poison h.** See *Conium*.

hemo-, hæmo- [Gr. αἷμα blood]. A prefix denoting some relationship to the blood.

hemo-agglutination (he"mo-ag-lu-tin-a'shun). The agglutination of red blood-cells by the action of alien cells.

hemo-agglutinin (hem"o-ag-lu'tin-in). An agglutinin which agglutinates red blood-corpuscles.

hemo-alkalimeter (he"mo-al-kal-im'et-er). An instrument for ascertaining the alkalinity of the blood.

hemobilinuria (hem"o-bi-lin-u're-ah) [Gr. αἷμα blood + *bilin* + Gr. οὖρον urine]. The presence of urobilin in the blood and urine.

hemoblast (hem'o-blast) [Gr. αἷμα blood + βλαστός germ]. 1. A primitive blood-cell; one of the inner cells of the angioblast from which the blood-cells are developed. Called also *mesameboid*. 2. A blood-platelet. 3. An erythroblast.

hemocatatonistic (hem"o-kat-ah-to-nis'tik). Lessening the cohesion between the hemoglobin and the erythrocytes of the blood.

hemocelom, hemocœlom (hem-o-se'lom) [*hemo-* + *cœlom*]. The part of the cœlom whence the heart is developed.

hemochromatosis (hem"o-kro-mat-o'sis)[Gr. αἷμα blood + χρῶμα color]. A disease characterized by pigmentation of the skin and viscera with hemosiderin and hemofuscin, producing the condition known as bronze diabetes.

hemochrome (hem'o-krōm) [Gr. αἷμα blood + χρῶμα color]. The coloring-matter of the blood.

hemochromogen. (hem-o-kro'mo-jen) [Gr. αἷμα blood + χρῶμα color + γεννᾶν to produce]. A crystalline coloring-matter, $C_{34}H_{37}N_4FeO_5$, derivable from hemoglobin. It is reduced hematin.

hemochromometer (hem"o-kro-mom'et-er) [Gr. αἷμα blood + χρῶμα color + μέτρον measure]. An instrument for making color-tests of the blood to determine the proportion of hemoglobin

hemochromometry (hem"o-kro-mom'et-re). The measurement of the quantity of hemoglobin in the blood.

hemochromoprotein (hem-o-kro-mo-pro'te-in) [Gr. αἷμα blood + *chromoprotein*]. A chromoprotein of blood as distinguished from the phycochromoproteins.

hemoclasia (he-mo-kla'se-ah). 1. Anaphylactic crises in the course of a disease. 2. Food anaphylaxis from personal idios ncrasy. See *hemoclastic crisis*, under *crisis*.

hemoclasis (he-mok'las-is) [Gr. αἷμα blood + κλάσις destruction]. Rupture, destruction, or dissolution of erythrocytes, hemolysis.

hemoclastic (hem-o-klas'tik). Causing destruction or dissolution of erythrocytes. **h. crisis.** See under *crisis*.

hemococcidium (hem"o-koks-id'e-um). Same as *plasmodium*.

hemocœloma (hem-o-se-lo'mah) [Gr. αἷμα blood + *cœloma*]. See *hemocelom*.

hemoconia (hem-o-ko'ne-ah). Same as *hemokonia*.

hemoconiosis (hem"o-ko-ne-o'sis). Hemokoniosis.

hemocryoscopy (hem-o-kri-os'ko-pe) [Gr. αἷμα blood + *cryoscopy*]. Cryoscopy of the blood.

hemocrystallin (hem-o-kris'tal-in). Hemoglobin.

hemoculture (hem'o-kul-tūr) [Gr. αἷμα blood + *culture*]. A bacteriologic culture of the blood.

hemocyanin (hem-o-si'an-in) [Gr. αἷμα blood + κύανος blue]. Same as *hematocyanin*.

hemocyte (hem'o-sīt). Same as *hematocyte*.

hemocytoblast (hem-o-si'to-blast) [*hemocyte* + Gr βλαστός germ]. The primitive stem cell from which, by development along different lines, all the other cells of the blood are derived.

hemocytogenesis (hem-o-si-to-jen'es-is) [*hemocyte* + *genesis*]. The formation or production of blood-corpuscles.

hemocytology (hem-o-si-tol'o-je) [Gr. αἷμα blood + κύτος cell + λόγος treatise]. The study of blood-cells.

hemocytolysis (hem"o-si-tol'is-is) [*hemocyte* + Gr. λύειν to dissolve]. The breaking down or destruction of the blood-corpuscles.

hemocytometer (hem"o-si-tom'et-er). See *hematimeter*.

hemocytotripsis (hem"o-si-to-trip'sis) [*hemocyte* + Gr. τρίβειν to rub]. The disintegration of the blood-corpuscles by reason of pressure.

hemocytozoön (hem"o-si-to-zo'on), pl. *hemocytozo'a* [Gr. αἷμα blood + *cytozoön*]. Any animal microparasite inhabiting the blood-cells.

hemodiagnosis (hem"o-di-ag-no'sis) [Gr. αἷμα blood + *diagnosis*]. Diagnosis by examination of the blood,

hemodiastase (hem-o-di'as-tās) [Gr. αἷμα blood + *diastase*]. An amylolytic enzyme in the blood.

Hemodipsus (he-mo-dip'sus). The common rabbit louse which probably transmits the *Bacterium tularense* from rabbit to rabbit.

hemodromograph (hem-o-drom'o-graf). A recording hemodromometer.

hemodromometer (hem"o-dro-mom'et-er) [*hemo-* + Gr. δρόμος course + *meter*]. An instrument for measuring the speed of the blood-current.

hemodynamic (hem"o-di-nam'ik). Pertaining to the movements involved in the circulation of the blood.

hemodynamics (hem"o-di-nam'iks) [Gr. αἷμα blood + δύναμις power]. The study of the movements of the blood and of the forces concerned therein.

hemodynamometer (hem"o-di-nam-om'et-er). See *hemadynamometer*.

hemodystrophy (hem-o-dis'tro-fe) [Gr. αἷμα blood + δυς- bad + τρόφη nutrition] Any blood disease due to faulty blood nutrition.

hemoferrogen (hem-o-fer'o-jen). A preparation of dried blood: useful in anemia and chlorosis.

hemoferrum (hem-o-fer'um). Oxyhemoglobin.

hemoflagellate (hem-o-flaj'el-āt). Any flagellate protozoan parasite of the blood. The term includes the trypanosomes and leishmanias.

hemofuscin (hem-o-fus'in) [*hemo-* + L. *fus'cus* brown]. A brown coloring-matter of the blood, derived from the breaking up of hemoglobin.

hemogallol (hem-o-gal'ol). A preparation of defibrinated blood and pyrogallol, in a dark-red powder: a hematinic. Dose, 15–30 gr. (1–2 gm.).

hemogenesis (hem-o-jen'es-is). Hematogenesis.

hemogenia (hem-o-je'ne-ah) [Gr. αἷμα blood + γεν- to produce] A hemorrhagic diathesis, due to functional disturbance of the entire blood-producing apparatus; called also *pseudohemophilia*.

hemogenic (hem-o-jen'ik). See *hematogenic*.

hemoglobic (hem-o-glo'bik). Producing or containing hemoglobin.

hemoglobin (hem-o-glo'bin) [*hemo-* + *globin*]. The coloring-matter of the red blood-corpuscles, containing iron (Hoppe-Seyler, 1862). It is a reddish, crystalline compound of complex composition, consisting of a protein, globin, combined with hematin. In its ordinary form, *oxyhemoglobin*, it is of a bright-red color and contains oxygen, which it readily parts with and becomes *reduced h*, which is of a purple color and absorbs oxygen from the air. Hemoglobin is used as a remedy in anemia in doses of ½–2 gr. (0.033–0.133 gm.).

hemoglobinated (hem-o-glo'bin-a-ted). Containing hemoglobin.

hemoglobinemia (hem"o-glo-bin-e'me-ah) [*hemoglobin* + Gr. αἷμα blood]. The abnormal presence of hemoglobin in the plasma of the blood.

hemoglobinocholia (hem"o-glo"bin-o-ko'le-ah) [*hemoglobin* + Gr. χολή bile]. The occurrence of hemoglobin in the bile.

hemoglobinolysis (hem-o-glo-bin-ol'is-is) [*hemoglobin* + Gr. λύσις dissolution]. Splitting up of hemoglobin.

hemoglobinometer (hem"o-glo-bin-om'et-er) [*hemoglobin* + *meter*]. An instrument for measuring the hemoglobin of the blood.

hemoglobinopepsia (hem-o-glo"bin-o-pep'se-ah) [*hemoglobin* + Gr. πέψις digestion]. Hemoglobinolysis.

hemoglobinophilia (hem-o-glo-bin-o-fil'e-ah) [*hemoglobin* + Gr. φιλεῖν to love]. Fondness for hemoglobin.

hemoglobinophilic (hem-o-glo"bin-o-fil'ik). Living on hemoglobin.

hemoglobinous (hem-o-glo'bin-us). Containing hemoglobin.

hemoglobinuria (hem"o-glo-bin-u're-ah) [*hemoglobin* + Gr. οὖρον urine]. The presence of hemo-

globin in the urine. It is due to destruction of the blood-corpuscles in the vessels or in the urinary passages. **bovine h.**, Texas cattle fever. See *fever*. **epidemic h.**, hemoglobinuria of young infants: attended with cyanosis, jaundice, etc. Called also *Winckel's disease* and *maladie bronzée*. **epidemic h. of cattle**, a disease said to be due to a microbe, *Neisse'ria babe'sii*. **intermittent h., paroxysmal h.**, a form with recurrent febrile paroxysms. **malarial h.**, blackwater fever of hot climates. **h. of sheep**, a disease of sheep marked by anemia, icterus, and hemoglobinuria. It is caused by *Ricketlsia ruminantium* and is transmitted by the tick *Amblyomma hebræum*. Called also *icterohematuria, molarial catarrhal fever*, and *heart-water disease*. **toxic h.**, that which is consequent upon the ingestion of various poisons.

hemoglobinuric (hem-o-glo-bin-u'rik). Affected with hemoglobinuria.

hemogram (hem'o-gram) [Gr. αἷμα blood + γραμμα a writing]. A microphotograph of a specimen of blood.

Hemogregarina (hem"o-greg-ar-i'nah). A genus of sporozoan parasites found in the blood-corpuscles of reptiles, amphibians, and some warm-blooded animals Part of their life cycle is passed in another host, usually an insect. **H. bo'vis**, a species found in Abyssinian oxen. **H. ca'nis**, a species found in the dog (Canis familiaris). Sporogeny occurs in the tick (Rhipicephalus sanguineus). **H. fe'lis**, a species found in the cat (Felis domestica). **H. hom'inis**, a species found in the red blood-cells of man **H. mu'ris**, a species found in the rat (*Mus norvegicus*) and in the white rat.

hemohistioblast (hem-o-his'te-o-blast) [Gr. αἷμα blood + ἱστός tissue + βλάστος cell] Ferrata's name for a connective-tissue cell diffusely situated in the tissues which, in morbid processes, undergoes transformation into specific blood-cells. Cf. *clasmatocyte*.

hemoid (he'moid). Resembling blood.

hemokonia (hem-o-ko'ne-ah), pl. *hemoko'niæ* [Gr. αἷμα blood + κόνις dust]. Any one of a very great number of small refractive bodies in the blood, supposed to be fragments of the blood-corpuscles, collectively called the *blood-dust*. Called also *Muller's dust-bodies*

hemokoniosis (hem"o-ko-ne-o'sis). The presence of an abnormal amount of hemokoniæ in the blood.

hemol (he'mol). A dark-brown powder prepared from hemoglobin by deoxidizing by zinc. It is used for anemia. Dose, 1½–7½ gr (0.1–0.5 gm.). **bromated h.**, a preparation of hemol containing 2.7 per cent. of bromin. **copper-h.**, hemol containing 2 per cent. of copper. **h. mercuric iodid**, a preparation of hemol containing mercury and iodin used in syphilis. **zinc-h.**, hemol containing 1 per cent. of zinc: a brown powder, useful in diarrhea, etc. Dose, 8 gr. (0.5 gm.).

hemol-arsenic (he-mol-ar'sen-ik). Same as *arsenhemol*.

hemoleukocyte (hem-o-lu'ko-sīt). A white blood-corpuscle.

hemoleukocytic (hem-o-lu-ko-si'tik). Pertaining to the leukocytes of the blood.

hemolipase (hem-o-lip'ās). A ferment of the blood capable of saponifying fats.

hemolith (hem'o-lith) [Gr. αἷμα blood + λίθος stone]. A concretion in the wall of a blood-vessel.

hemology (he-mol'o-je). See *hematology*.

hemolutein (hem-o-lu'te-in). A yellow pigment from the blood-serum of certain animals.

hemolymph (hem'o-limf) [Gr. αἷμα blood + *lymph*]. 1. The blood and lymph. 2. The nutrient fluid, or blood, of certain invertebrates. **h. glands** or **nodes**. See under *gland*.

hemolymphocytotoxin (hem"o-lim-fo-si-to-toks'in). A toxin which destroys blood and lymph-corpuscles.

hemolysin (he-mol'is-in) [Gr. αἷμα blood + λύσις dissolution]. A substance which dissolves red blood-corpuscles and liberates their hemoglobin. Hemolysins may be present naturally in the body or they may be formed therein as a result of injections of foreign red corpuscles. The hemolysin formed by the injection of blood from the same species of animal is called *isolysin, isohemolysin*, or *hemolysin*, that by the injection from another species, a *heterolysin;* one which destroys cells of the animal's own body is an *autolysin* **heterophile h.**, a hemolysin which has affinity for the red cells of some animal besides the one for which it is specific. **immune h.**, a hemolysin made by injecting an animal with blood or with blood-corpuscles.

hemolysinogen (hem-ol-is-in'o-jen). The substance in red blood-cells which when injected into an animal acts as an antigen and stimulates the production of a hemolytic antibody.

hemolysis (he-mol'is-is) [Gr αἷμα blood + λύσις dissolution]. The dissolution of the red blood-corpuscles by the action of specific lysins or hemolysins, by certain chemicals, by freezing or heating, or by the action of distilled water. Hemolysis consists of the separation of the hemoglobin from the corpuscles and its appearance in the serum. **biologic h.**, hemolysis by lysins produced in animals and plants **siderogenous h.**, portal cirrhosis of liver associated with hemochromatosis, bronzed diabetes. **venom h.**, hemolysis produced by snake-poison.

hemolysoid (he-mol'is-oid). A hemolysin the toxophore group of which has been destroyed. It is able to unite with the blood-cell, but not to destroy it.

hemolysophilic (hem"o-li-so-fil'ik). Uniting readily with hemolysin.

hemolytic (hem-o-lit'ik). Causing hemolysis; pertaining to or marked by hemolysis. **h. jaundice.** See under *jaundice*.

hemolytopoietic (hem-o-lit"o-poi-et'ik) [Gr αἷμα blood + λύσις solution + ποιεῖν to make]. Regulating or pertaining to the formation and destruction of blood-cells. a term applied to the system or mechanism in the body which controls the cellular elements of the blood by maintaining a proper balance between blood-cell formation and destruction

hemolyzable (hem'o-li-za-bl). Capable of undergoing hemolysis.

hemolyzation (hem"ol-is-a'shun). The production of hemolysis.

hemolyze (hem'ol-īz). To cause hemolysis.

hemolyzing (hem'ol-i-zing). Producing hemolysis.

hemomanometer (hem-o-man-om'et-er). A manometer for determining blood-pressure.

hemomediastinum (hem"o-me-de-as-ti'num). Same as *hematomediastinum*.

hemometer (he-mom'et-er) [Gr. αἷμα blood + μέτρον measure]. An instrument for measuring the amount of blood, counting its corpuscles, or estimating its hemoglobin content. **Fleischl's h.**, an instrument for estimating the richness of the blood in hemoglobin by comparing the color of a stated dilution of the blood with a piece of red glass. **Gowers's h.**, an apparatus for comparing a definite dilution of a drop of blood with a standard solution in order to estimate its hemoglobin-percentage.

hemometra (hem-o-me'trah) [*hemo-* + Gr. μήτρα womb]. See *hematometra*.

hemometry (he-mom'et-re) [Gr. αἷμα blood + μέτρον measure]. Measurement of the hemoglobin or of the number of corpuscles in the blood.

hemonephrosis (hem"o-nef-ro'sis) [Gr. αἷμα blood + νεφρός kidney]. Presence of blood in the pelvis of the kidney.

hemonervine (hem-o-ner'vīn). A nerve- and blood-tonic containing calcium phosphoglycerate, hemoglobin, iron, and strychnin nitrate.

hemo-opsonin (hem-o-op'so-nin). Same as *hemopsonin*.

hemopathic (he-mo-path'ik). Pertaining to disease of the blood; due to blood disorder.

hemopathology (hem"o-path-ol'o-je) [Gr. αἷμα blood + *pathology*]. Study of diseases of the blood.

hemopathy (he-mop'ath-e) [Gr. αἷμα blood + πάθος disease]. Any disease of the blood.

hemopericardium (hem"o-per-e-kar'de-um). Same as *hematopericardium*.

hemoperitoneum (hem' o-per-it-o-ne'um) [*hemo-* + *peritoneum*] The presence of extravasated blood in the peritoneal cavity

hemopexin (hem-o-peks'in)[Gr. αἷμα blood + πῆξις fixation]. A ferment which coagulates blood.

hemopexis (hem-o-peks'is) [Gr. αἷμα blood + πῆξις fixation]. Coagulation of blood, the coagulation time of the blood.

hemophage (hem'o-fāj) [Gr. αἷμα blood + φαγεῖν to eat]. A cell which destroys red blood-cells

hemophagocyte (hem-o-fag'o-sīt) [*hemo-* + *phagocyte*]. A phagocyte which destroys erythrocytes.

hemophagocytosis (hem-o-fag-o-si-to'sis) [Gr αἷμα blood + *phagocytosis*]. The phagocytosis of erythrocytes.

hemophil, hemophile (hem'o-fil, -fīl) [Gr αἷμα blood + φιλεῖν to love] Loving blood applied to bacteria which thrive in media containing hemoglobin.

hemophilia (hem-o-fil'e-ah) [Gr. αἷμα blood + φιλεῖν to love]. A congenital condition characterized by delayed clotting of the blood and consequent difficulty in checking hemorrhage. It is inherited by males through the mother as a sex-linked character. **h. calcipri'va,** hemophilia attended by a deficiency of calcium in the blood. **hereditary f.,** hemophilia inherited from one or both parents **h. neonato'rum,** purpura in newborn children **renal h.** See *Gull's renal epistaxis*, under *epistaxis*. **sporadic h.,** spontaneous hemorrhage in a person who has no hemophilic ancestry.

hemophiliac (hem-o-fil'e-ak). A person subject to hemophilia.

hemophilic (hem-o-fil'ik) [Gr. αἷμα blood + φιλεῖν to love]. 1. Fond of blood, living in blood. 2. Pertaining to hemophilia or to hemophiliacs.

Hemophilus (hem-of'il-us) [Gr αἷμα blood + φιλεῖν to love]. A genus of Bacteriaceæ which are strictly parasitic They are minute, pleomorphic, Gram-negative, non-motile rods growing best (or only) in the presence of hemoglobin. **h. of Ducrey,** a minute form found in the lesions of chancroid and probably causing the same Called also *Ducrey's bacillus*, and *Bacillus ulceris mollis* **H. influen'zæ,** the species found in cases of influenza, in various other diseases, and in normal persons. It is possibly the cause of influenza. Called also *influenza bacillus* and *Pfeiffer's b.* **h. of Koch-Weeks,** an organism closely resembling Hemophilus influenzæ which is found in the conjunctival sac and probably causes an acute contagious conjunctivitis known as pink-eye. Called also *Bacillus ægyptiacus, bacillus of pink-eye, Weeks's bacillus*, and *Bacterium ægyptiacus* **H. lacuna'tus.** See *Hemophilus of Morax-Axenfeld*. **H. of Morax-Axenfeld,** an organism found in cases of subacute conjunctivitis It is a short, thick, oval rod and probably the cause of the conjunctivitis. Called also *Bacillus duplex, B. lacunatus*, and *bacillus of Morax-Axenfeld*. **H. pertus'sis,** a small organism resembling Hemophilus influenzæ which is found in cases of pertussis and possibly the cause of the disease. Called also *Bordet's bacillus, Bordet-Gengou b., Bacillus pertussis*, and *B. tussis convulsivæ*

hemophobia (hem-o-fo'be-ah) [Gr. αἷμα blood + φόβος fear]. Fear of blood, either dread of the sight of blood or dread of bleeding.

hemophoric (hem-o-for'ik) [Gr. αἷμα blood + φόρος bearing]. Carrying or conveying blood.

hemophotograph (hem-o-fo'to-graf). A photograph of blood-corpuscles.

hemophthalmia, hemophthalmus (hem-of-thal'me-ah, hem-of-thal'mus) [Gr. αἷμα blood + ὀφθαλμός eye]. An extravasation of blood within the eye.

hemophthisis (he-mof'this-is) [Gr. αἷμα blood + φθίσις wasting]. Anemia due to insufficient nutrition of blood-cells.

hemopiezometer (hem"o-pi-e-zom'et-er) [Gr. αἷμα blood + πίεσις pressure + μέτρον measure]. Any apparatus for measuring blood-pressure.

Hemopis (hem'o-pis) A genus of leech which enters a horse's nose while drinking and attaches to the mucous membrane

hemoplasmodium (hem"o-plaz-mo'de-um). The plasmodium of a blood parasite.

hemoplastic (hem-o-plas'tik [Gr αἷμα blood + πλάσσειν to form]. Concerned in the elaboration of the blood; hematoplastic

hemoplastin (hem-o-plas'tin) A proprietary preparation of prothrombin and antithrombin, used by intravenous injection as a hemostatic.

hemopneumopericardium (hem"o-nu-mo-per-e-kar'de-um) Pneumopericardium with hemorrhagic effusion

hemopneumothorax (hem"o-nu-mo-tho'raks). Hemothorax and pneumothorax together.

hemopoiesis (hem"o-poi-e'si). Hematopoiesis.

hemopoietic (hem-o-po -et'ik) Hematopoietic.

hemopoietin (hem-o-poi-e'tin) [Gr αἷμα blood + ποιεῖν to make]. A supposed substance in the blood-serum which stimulates the bone-marrow to increased reproduction or regeneration of blood-cells

hemoprecipitin (hem' o-pre-sip'it-in). A blood precipitin

hemoproctia (hem-o-prok'she-ah) [Gr αἷμα blood + πρωκτός anus]. Hemorrhage from the rectum.

Hemoproteus (hem-o-pro'te-us) A genus of sporozoa parasitic in the blood-corpuscles of birds. **H. colum'bæ,** a sluggishly ameboid organism found in the red blood-cells of doves. Its invertebrate host is a biting fly (*Lynchia maura* or *L. lividocolor* Other species are *H. danilews'kyi*, found in the crow (*Corvus cornix*), *H noc'tuæ*, found in the little owl (*Glaucidium noctuæ*), *H. passeris*, found in the blood of the sparrow.

hemopsonin (hem-op-so'nin [Gr αἷμα blood + *opsonin*] An opsonin which acts on red blood-corpuscles to render them susceptible of destruction by other cells.

hemoptysic (hem-op-ti'zik). Pertaining to or marked by hemoptysis

hemoptysis (hem-op'tis-is) [Gr. αἷμα blood + πτύειν to spit] The spitting of blood **cardiac h.,** that due to disturbed arterial tension in persons with heart disease. **endemic h.** See *tochil*. **parasitic h.,** a disease caused by infection of the lungs with *Parago'nimus westerman'ii* It is marked by cough and spitting of blood and by gradual deterioration of health. Called also *pulmonary distomatosis* and *lung-fluke disease* **vicarious h.,** that which occurs instead of a menstruation.

hemopyelectasis (hem"o-pi-el-ek'tas-is) [Gr. αἷμα blood + πύελος pelvis + ἔκτασις dilatation]. Dilatation of the renal pelvis with an accumulation of bloody fluid

hemopyrrol (hem-o-pir'rol). A mixture of substituted pyrrols produced by the reduction of hematoporphyrin.

hemoquinin (hem-o-kwin'in). A preparation of iron, manganese, quinin, and arsenic: used in chlorosis and malarial cachexia.

hemorrhage, hæmorrhage (hem'or-āj) [Gr. *αἷμα* blood + *ῥηγνύναι* to burst orth]. A copious escape of blood from the vessels; bleeding. **accidental h.**, hemorrhage during pregnancy, due to premature detachment of the placenta. **arterial h.**, the escape of blood from an artery or a ruptured aneurysm. **bronchial h.**, hemoptysis. **capillary h.**, the oozing of blood from the minute vessels. **capsuloganglionic h.**, hemorrhage into the basal ganglia and internal and external capsule of the brain. **cerebral h.**, a hemorrhage into the cerebrum or occurring within the cranium. Cerebral hemorrhages are classed as dural, meningeal, supradural, epidural, subdural, etc. **concealed h.**, hemorrhage without escape of blood from the body. **consecutive h.**, that which does not directly follow an injury. **critical h.**, that which marks the crisis of a disease. **essential h.**, one not due to an injury **essential uterine h.**, a condition marked by hemorrhage from the uterus, and usually showing hypertrophy of the uterine mucosa and cystic disease of the ovary Called also *metropathia hæmorrhagica* **external h.**, one in which blood escapes from the body. **gastric h.**, hematemesis **gravitating h.**, hemorrhage into the spinal canal, in which the blood settles to the lower part of the canal from the force of gravity **intermediary h.** Same as *recurring h.* **internal h.**, hemorrhage in which the extravasated blood remains within the body **intestinal h.**, hemorrhage from the bowels. **intrapartum h.**, hemorrhage occurring during parturition **nasal h.**, epistaxis. **parenchymatous h.**, capillary hemorrhage into the substance of an organ **h. per rhexin**, hemorrhage from rupture of a blood-vessel **petechial h.**, hemorrhage that occurs in minute points beneath the skin **postpartum h.**, that which occurs soon after labor or childbirth **primary h.**, that which occurs as an immediate result of an injury **pulmonary h.**, hemoptysis **punctate h.**, spots of blood effused into the tissues from capillary hemorrhage **recurring h.**, that which has been once stopped by clots, but returns after the period of reaction, the clots being displaced by the blood-current **renal h.**, hematuria **secondary h.**, that which follows an accident or injury after a considerable lapse of time. **spontaneous h.**, the bleeding of hemophilia. **unavoidable h.**, that which results from the detachment of a placenta praevia **venous h.**, the escape of blood from a wounded vein. **vicarious h.**, a discharge of blood from any part in consequence of the suppression of a discharge from another part.

hemorrhagenic (hem-o-raj-en'ik) [*hemorrhage* + Gr. *γεν-* to produce] Causing hemorrhage

hemorrhagic (hem-or-aj'ik). Pertaining to or characterized by hemorrhage.

hemorrhagin (hem-o-ra'jin A cytolysin existing in certain venoms and poisons, such as snake venom and ricin, which is destructive to endothelial cells and blood-vessels

hemorrhagiparous (hem-o-raj-ip'ar-us) [*hemorrhage* + L. *parere* to produce]. Causing hemorrhage.

hemorrhaphilia (hem"or-af-il'e-ah). Hemophilia.

hemorrhea, hemorrhœa (hem-or-e'ah) [Gr. *αἷμα* blood + *ῥοία* flow]. A copious discharge of blood.

hemorrhoid (hem'or-oid) [Gr. *αἱμορῥοΐς*]. A pile, or vascular tumor of the rectal mucous membrane (Hippocrates). **external h's**, hemorrhoids situated outside the sphincter ani **internal h's**, hemorrhoids situated within the sphincter ani. **lingual h.**, a swelling of certain veins at the root of the tongue.

hemorrhoidal (hem-or-oid'al). Pertaining to, or of the nature of, hemorrhoids.

hemorrhoidectomy (hem-o-roi-dek'to-me). Excision of hemorrhoids.

hemosalpinx (hem-o-sal'pinks). Dilatation of an oviduct with blood.

hemoscope (hem'o-skōp). Same as *hematoscope.*

hemosiderin (hem-o-sid'er-in) [Gr. *αἷμα* blood + *σίδηρος* iron]. 1. A dark yellow pigment containing iron, found in various phagocytic cells of the blood. 2. A preparation containing the iron of the blood.

hemosiderosis (hem-o-sid-er-o'sis). A condition in which hemosiderin is deposited in the lobes of the liver. It is due to destruction of the blood-corpuscles, such as occurs in pernicious anemia, etc.

hemosozic (hem-o-so'zik) [Gr *αἷμα* blood + *σώζειν* to save] Preventing hemolysis; antihemolytic.

hemosozin (hem-o-so'zin). An antiserum that hinders hemolysis.

hemospasia (hem-o-spa'ze-ah) [Gr. *αἷμα* blood + *σπάειν* to draw]. The drawing of blood, especially by cupping.

hemospast (hem'o-spast). A cup or other device for drawing blood.

hemospastic (hem-o-spas'tik). Serving to draw or extract blood.

hemospermia (hem-o-sper'me-ah) [Gr *αἷμα* blood + *σπέρμα* seed]. A bloody condition of the semen.

Hemosporidia. See *Hæmosporidia.*

hemosporidium (hem"o-spor-id'e-um), pl. *hemosporid'ia* [Gr. *αἷμα* blood + *sporidium*]. See *plasmodium*

hemostasia (hem-o-sta'ze-ah). Hemostasis.

hemostasis (hem-os'tas-is) [Gr. *αἷμα* blood + *στάσις* halt] 1 The arrest of an escape of blood. 2 The checking of the flow of blood through any part or vessel.

hemostat (hem'o-stat). 1. An apparatus or a medicine for checking hemorrhage 2. A proprietary remedy for nose-bleed, containing tannin, quinin sulphate, lard, and benzoic acid; used externally

hemostatic (hem-o-stat'ik) [Gr. *αἷμα* blood + *στατικός* standing] 1. Checking the flow of blood 2. An agent that arrests the flow of blood. **Martin's h.**, surgeon's agaric impregnated with ferric chlorid.

hemostatin (hem-os'tat-in). 1. A therapeutic extract of the thymus gland of calves. 2. Tribromphenol bismuth.

hemosterol (hem-os'te-rol). A therapeutic agent derived from the flesh of animals.

hemostix (hem'o-stiks). An instrument for obtaining a drop of blood for diagnostic purposes.

hemostyptic (hem-o-stip'tik). Same as *hemostatic.*

hemotachometer (hem"o-tak-om'et-er) [Gr. *αἷμα* blood + *τάχος* swiftness + *μέτρον* measure]. An instrument for measuring the swiftness of the blood-current.

hemotherapeutics (hem"o-ther-ap-u'tiks). Hemotherapy.

hemotherapy (hem-o-ther'ap-e) [Gr. *αἷμα* blood + *θεραπεῖα* treatment]. Treatment of disease by the administration of blood.

hemothorax (hem-o-tho'raks) [Gr. *αἷμα* blood + *θώραξ* chest]. A collection of blood in the thoracic cavity.

hemothymia (hem-o-thi'me-ah) [Gr. *αἷμα* blood + *θυμός* anger]. An insane tendency to murder.

hemotonia (hem-o-to'ne-ah) [Gr. *αἷμα* blood + *τόνος* tension]. The tonus of the solid elements of the blood.

hemotoxic (hem-o-tok'sik) [Gr. *αἷμα* blood + *τοξικόν* poison]. Poisonous to the blood; also due to toxic destruction of the blood-cells.

hemotoxin (hem-o-tok'sin). A cytotoxin capable of destroying blood-cells. **cobra h.**, the hemolytic constituent of cobra venom which is able to dissolve the red blood-cells of various animals and of man without the presence or aid of blood-serum.

hemotropic (hem-o-trop'ik) [Gr. *αἷμα* blood + *τρόπος* a turning]. Same as *haptophoric*.

hemotropin (he-mot'ro-pin). Same as *hemopsonin*.

hemotympanum (hem-o-tim'pan-um) [Gr. *αἷμα* blood + *tympanum*]. Presence of blood in the middle ear.

hemoxometer (hem-oks-om'et-er) [Gr. *αἷμα* blood + oxygen + *μέτρον* measure]. An instrument for measuring the oxygen content of the blood.

hemozoön (hem-o-zo'on). Same as *hematozoon*.

hemp. See *Cannabis*, also *Apocynum*. **Canadian h.** See *Apocynum*. **common h.** See *Cannabis*.

hemypnone (hem-ip'nōn). A proprietary preparation containing diacetylmorphin, diallylbarbiturate, and trichlor tertiary butyl alcohol given by the mouth to produce twilight sleep.

henbane (hen'bān). See *hyoscyamus*.

Henke's space, trigone (henk'ēz) [Wilhelm *Henke*, German anatomist, 1834–1896]. See under *space* and *trigone*.

Henle's layer, loop, membrane, etc (hen'lēz) [Friedrich Gustav Jakob *Henle*, German anatomist, 1809–1885]. See *layer, loop, membrane,* etc.

henna (hen'ah). The dried and powdered leaves of *Lawso'nia iner'mis*, a cosmetic and hair-dye, and a useful astringent.

Hennebert's sign (en-barz') [contemporary Belgian otologist]. See under *sign*.

Henoch's purpura (hen'ōks) [Edouard Heinrich *Henoch*, German pediatrist, 1820–1910]. See under *purpura*.

hen-pox (hen'poks). A disease of fowls, pigeons, and turkeys, marked by an eruption of yellow, warty nodules, chiefly on the head.

henpue, henpuye (hen-poo'ye) [West African]. See *goundou*.

henry (hen're) [after Joseph *Henry*, American physicist, 1797–1878]. The unit of electric induction.

Henry's law (hen'rēz) [William *Henry*, English chemist, 1775–1837]. See *law*.

Hensen's canal cells, disk, stripe, etc. [Victor *Hensen*, German anatomist and physiologist, 1835–1924]. See *canal, disk,* etc.

Hensing's ligament (hen'singz) [Frederich Wilhelm *Hensing*, German anatomist, 1719–1745]. See *ligament*.

hepaptosia, hepaptosis (hep-ap-to'se-ah, hep-ap-to'sis). Same as *hepatoptosis*.

hepar (he'par) [L. for "liver"; Gr. *ἧπαρ*]. The liver: also a liver-like or liver-colored substance. **h. loba'tum**, a liver divided into numerous lobes by deep fissures produced by syphilis. **h. sicca'tum**, the dried and powdered liver of pigs: used as a food and medicine in organic diseases of the liver. Daily dose, 300 gr (20 gm.). **h. sul'phuris**. See *potassa sulphurata*.

heparaden (he-par'ad-en) [Gr. *ἧπαρ* liver + *ἀδήν* gland]. A therapeutic preparation of pigs' livers, 2 parts, and milk-sugar, 1 part: used in jaundice.

heparin (he'par-in) [Gr. *ἧπαρ* liver]. A phosphatid occurring in various tissues, but most abundantly in the liver. It is obtained by extracting with 1 per cent. salt solution and precipitating the clear extract with acetone. One milligram in salt solution will prevent the clotting of 5–10 c.c. of blood in vitro. Injected intravenously it renders the blood incoagulable by preventing the conversion of prothrombin into thrombin.

hepatalgia (hep-at-al'je-ah) [Gr. *ἧπαρ* liver + *ἄλγος* pain]. Pain in the liver.

hepatargia, hepatargy (hep-at-ar'je-ah, hep'at-ar-je) [Gr. *ἧπαρ* liver + *ἀργία* inactivity]. Hepatic auto-intoxication; auto-intoxication from defective liver action.

hepatatrophia (hep-at-at-ro'fe-ah) [Gr. *ἧπαρ* liver + *ἀτροφία* atrophy]. Atrophy of the liver.

hepatatrophy (hep-at-at'ro-fe). Hepatatrophia.

hepatauxe (hep-at-awks'e) [Gr. *ἧπαρ* liver + *αὐξή* increase]. Enlargement of the liver.

hepatectomy (hep-at-ek'to-me) [Gr. *ἧπαρ* liver + *ἐκτομή* excision]. Excision of a portion of the liver.

hepatic (he-pat'ik) [L. *hepat'icus*; Gr. *ἡπατικός*]. Pertaining to the liver.

hepaticocholecystostcholecystenterostomy (hep-at''ik-o-ko-le-sist''ost-ko-le-sis-ten-ter-os'to-me). The formation of an anastomosis between the gall-bladder and the hepatic duct and between the intestine and the gall-bladder.

hepaticodochotomy (hep-at''ik-o-do-kot'o-me). Same as *hepaticotomy*.

hepaticoduodenostomy (hep-at''ik-o-du-o-den-os'to-me). The operation of forming an anastomosis between the hepatic duct and the duodenum.

hepatico-enterostomy (hep-at''ik-o-en-ter-os'to-me) [Gr. *ἡπατικός* hepatic + *ἔντερον* intestine + *στόμα* mouth]. The operation of forming an anastomosis between the hepatic duct and the intestine.

hepaticogastrostomy (hep-at''ik-o-gas-tros'to-me). The operation of uniting the hepatic duct to the stomach.

Hepaticola (hep-at-ik'o-lah). A genus of nematodes parasitic in the liver of rats. *H. hepat'ica* has been found in the liver of man in India.

hepaticoliasis (hep-at''ik-o-li'as-is). Infestation with Hepaticola

hepaticolithotripsy (hep-at''ik-o-lith'o-trip-se). The operation of crushing a stone in the hepatic duct.

hepaticopulmonary (hep-at''ik-o-pul'mo-na-re). Pertaining to the liver and the lungs.

hepaticostomy (hep-at-ik-os'to-me) [Gr. *ἡπατικός* hepatic + *στόμα* mouth]. The creation of an artificial opening into the hepatic duct.

hepaticotomy (hep-at-ik-ot'o-me) [Gr. *ἡπατικός* hepatic + *τομή* cutting]. The operation of opening the hepatic duct.

hepatin (hep'at-in). Same as *glycogen*.

hepatism (hep'at-izm). Ill health due to liver disease.

hepatitis (hep-at-i'tis). Inflammation of the liver. **acute parenchymatous h.**, acute yellow atrophy of the liver. **chronic interstitial h.**, cirrhosis of the liver. **h. exter'na, external h.**, perihepatitis. **h. seques'trans**, hepatitis with necrosis and disintegration of the liver tissue. **suppurative h.**, abscess of the liver.

hepatization (hep-at-iz-a'shun) [L. *he'par* liver]. 1. The change of tissue into a liver-like substance. 2. Impregnation with hydrogen sulphid. **gray h.**, hepatization of the lung in which the affected tissue has a gray color. **red h.**, a form in which the affected tissue is red from excess of blood. **yellow h.**, a stage in hepatization in which the exudate is purulent.

hepatized (hep'at-izd). Changed into a liver-like substance.

hepato- [L. *he'par*; Gr. *ἧπαρ* liver]. A prefix denoting some relation to the liver.

hepatocele (he-pat'o-sēl) [Gr. ἧπαρ liver + κήλη hernia]. Hernial protrusion of a part of the liver.

hepatocholangiocystoduodenostomy (hep"-at-o-ko-lan"je-o-sis"to-du-o-de-nos'to-me) [Gr. ἧπαρ liver + χολή bile + ἀγγεῖον vessel + *duodenum* + Gr. στόμα opening] The operation of establishing drainage of the bile-ducts into the duodenum by way of the gall-bladder.

hepatocholangioduodenostomy (hep"ot-o-ko-lan"je-o-du-o-de-nos'to-me). The operation of establishing drainage of the bile-ducts into the duodenum

hepatocholangio-enterostomy (hep"at-o-ko-lan"je-o-en-ter-os'to-me) [Gr. ἧπαρ liver + χολή bile + ἀγγεῖον vessel + ἔντερον intestine + στόμα mouth]. Surgical formation of a communication between the liver and the intestine.

hepatocholangiogastrostomy (hep"at-o-ko-lan"je-o-gas-tros'to-me). The operation of establishing drainage of the bile-ducts into the stomach.

hepatocholangiostomy (hep"at-o-ko-lan-je-os'-to-me). The operation of establishing drainage of the gall-bladder either through the abdominal wall (*external h.*) or through internal drainage into some part of the gastro-intestinal tract (*internal h.*).

hepatocirrhosis (hep"at-o-sir-o'sis) [*hepato-* + *cirrhosis*]. Cirrhosis of the liver.

hepatocolic (hep-at-o-kol'ik). Pertaining to the liver and the colon.

hepatocystic (hep"at-o-sis'tik). Pertaining to the liver and gall-bladder.

hepatoduodenostomy (hep"at-o-du-o-den-os'to-me) [Gr. ἧπαρ liver + *duodenum* + Gr. στόμα mouth]. The surgical creation of an opening from the liver into the duodenum.

hepatodynia (hep"at-o-din'e-ah) [Gr. ἧπαρ liver + ὀδύνη pain]. Pain in the liver.

hepatodysentery (hep"at-o-dis'en-ter-e). Dysentery due to inflammation of the liver.

hepato-enteric (hep"at-o-en-ter'ik). Pertaining to the liver and intestine.

hepatogastric (hep"at-o-gas'trik). Pertaining to the liver and stomach.

hepatogenic, hepatogenous (hep"at-o-jen'ik, hep-at-oj'en-us) [Gr ἧπαρ liver + γεννᾶν to produce]. Produced in the liver.

hepatography (hep-at-og'raf-e) [Gr. ἧπαρ liver + γράφειν to write]. A treatise on the liver.

hepatohemia (hep"at-o-he'me-ah) [Gr. ἧπαρ liver + αἷμα blood]. Congestion of the liver.

hepatoid (hep'at-oid) [Gr. ἧπαρ liver + εἶδος form]. Resembling the liver in structure.

hepatolenticular (hep"at-o-len-tik'u-lar). Pertaining to the liver and the lenticular nucleus **h. degeneration,** Wilson's disease. See under *disease*.

hepatolith (hep'at-o-lith) [Gr. ἧπαρ liver + λίθος stone]. A gall-stone, especially one within the liver.

hepatolithectomy (hep"at-o-lith-ek'to-me) [Gr. ἧπαρ liver + λίθος stone + ἐκτομή excision]. Excision of a calculus from the liver or the hepatic duct.

hepatolithiasis (hep"at-o-lith-i'as-is) [*hepato-* + *lithiasis*]. The formation of calculi in the liver or gall-bladder.

hepatologist (hep-at-ol'o-jist). A specialist on the liver.

hepatology (hep-at-ol'o-je) [Gr. ἧπαρ liver + λόγος treatise]. The study of the liver.

hepatolysin (hep-at-ol'is-in). A cytolysin destructive to liver-cells.

hepatolysis (hep-at-ol'is-is). Destruction of the liver-cells.

hepatolytic (hep"at-o-lit'ik) [Gr. ἧπαρ liver + λύσις dissolution]. Destructive to hepatic tissue.

hepatoma (hep-at-o'mah). A tumor of the liver: Sabourin's term for a transition stage between adenoma and carcinoma of the liver.

hepatomalacia (hep"at-o-mal-a'se-ah) [Gr. ἧπαρ liver + μαλακία softening]. Softening of the liver.

hepatomegalia (hep"at-o-meg-a'le-ah) [Gr. ἧπαρ liver + μεγαλη bigness]. Enlargement of the liver.

hepatomelanosis (hep"at-o-mel-an-o'sis). Melanosis of the liver.

hepatomphalos (hep-at-om'fal-os) [Gr. ἧπαρ liver + ὀμφαλός navel]. Projection of the liver through the abdominal wall near the umbilicus.

hepatonephric (hep"at-o-nef'rik). Pertaining to the liver and kidney.

hepatonephritis (hep"at-o-nef-ri'tis) [Gr. ἧπαρ liver + νέφρος kidney]. A form of severe icterus due to simultaneous inflammation of the liver and kidneys from the same cause

hepatopathy (hep-at-op'ath-e) [Gr. ἧπαρ liver + πάθος disease]. Any disease of the liver.

hepatoperitonitis (hep"at-o-per-it-o-ni'tis) [Gr. ἧπαρ liver + *peritonitis*]. Inflammation of the peritoneum covering the liver.

hepatopexy (hep'at-o-peks-e) [Gr. ἧπαρ liver + πηγνύναι to fix] Surgical fixation of the displaced liver to the abdominal wall.

hepatophage (hep'at o-fāj) [Gr. ἧπαρ liver + φαγεῖν to eat] A giant-cell supposed to destroy the liver cells.

hepatophlebitis (hep"at-o-fleb-i'tis). Inflammation of the veins of the liver.

hepatophlebotomy (hep"at-o-fle-bot'o-me) [Gr. ἧπαρ liver + *phlebotomy*]. The aspiration of blood from the liver.

hepatophyma (hep"at-o-fi'mah) [Gr. ἧπαρ liver + φῦμα a growth]. Abscess of the liver.

hepatopneumonic (hep"at-o-nu-mon'ik). Pertaining to the liver and lungs.

hepatoportal (hep"at-o-por'tal). Pertaining to the portal system of the liver.

hepatoptosia (hep"at-op-to'se-ah). Hepatoptosis.

hepatoptosis (hep"at-op-to'sis) [Gr ἧπαρ liver + πτῶσις falling]. Dislocation of the liver; movable liver.

hepatopulmonary (hep"at-o-pul'mo-na-re). Relating to or affecting the liver and the lungs.

hepatorenal (hep"at-o-re'nal). Pertaining to the liver and kidneys.

hepatorrhagia (hep"at-or-ra'je-ah) [Gr. ἧπαρ liver + ῥεγνύναι to burst forth]. Hemorrhage from the liver.

hepatorrhaphy (hep-at-or'af-e) [Gr. ἧπαρ liver + ῥαφή suture]. The suturing of the liver.

hepatorrhea (hep"at-or-e'ah) [Gr. ἧπαρ liver + ῥοία flow]. A morbidly excessive secretion of bile, any morbid flow from the liver.

hepatorrhexis (hep"at-or-eks'is) [Gr. ἧπαρ liver + ῥῆξις rupture]. Rupture of the liver.

hepatoscopy (hep-at-os'ko-pe) [Gr. ἧπαρ liver + σκοπεῖν to examine]. Examination of the liver.

hepatosplenitis (hep"at-o-sple-ni'tis). Inflammation of the liver and spleen.

hepatostomy (hep-at-os'to-me) [Gr. ἧπαρ liver + στόμα mouth]. The making of an opening into the liver, as for the removal of gall-stones.

hepatotherapy (hep"at-o-ther'ap-e) [Gr. ἧπαρ liver + θεραπεία treatment]. Treatment of disease by the administration of raw pulped liver.

hepatothrombin (hep"at-o-throm'bin) [Gr. ἧπαρ liver + *thrombin*]. Wolf's name for a fibrin factor formed by the liver and existing in the blood, which unites with leukothrombin to form thrombin.

hepatotomy (hep-at-ot'om-e) [Gr. ἧπαρ liver + τομή cut]. Surgical incision of the liver. **transthoracic h.,** the operation of incising the liver for abscess by resecting a rib, opening the pleural sac, and incising the diaphragm.

hepatotoxemia (hep"at-o-toks-e'me-ah) [Gr. ἧπαρ liver + *toxemia*]. Blood-poisoning originating in the liver.

hepatotoxin (hep"at-o-toks'in) [Gr. ἧπαρ liver + *τοξικόν*]. A toxin destructive to liver cells; especially an antibody produced by injecting an animal with liver cells.

hepatoxin (hep-at-oks'in). A leprosy remedy said to be prepared from the liver of the Japanese globefish.

Hepatozo'ön pernicio'sum. A protozoan parasite of the leukocytes of the blood of rats.

hephestic (he-fes'tik) ["Ηφαιστος Vulcan] Characteristic of blacksmiths. **h. spasm.** See *hemiplegia, hephestic.*

hephestiorrhaphy (hef-es-te-or'raf-e) ["Ηφαιστος Vulcan + ῥαφή suture]. Cauterization of the edges of a wound to produce adhesions.

hepptin (hep'tin) [Maurice *Hepp*, contemporary French physician] Pure physiologic gastric juice obtained from living pigs.

heptachromic (hep-tah-kro'mik) [Gr ἑπτά seven + χρῶμα color] Possessing full color vision for all seven colors of the spectrum.

heptad (hep'tad) [Gr. ἑπτά seven]. Any element having a valency of seven.

heptanal (hep'tan-al) Heptoic aldehyd.

heptane (hep'tān). A hydrocarbon, C_7H_{16}, from pine-resin and petroleum: identical with abietene.

heptaploid (hep-tap'loid). See *polyploid.*

heptatomic (hep-tat-om'ik). Heptavalent.

heptavalent (hep-tav'al-ent) [Gr. ἑπτά seven + L. *val'ere* to be able]. Septivalent.

heptose (hep'tōs) [Gr. ἑπτά seven]. Any sugar whose molecule contains seven atoms of carbon in the molecule.

heptosuria (hep-to-su're-ah). Presence of a heptose in the urine.

herapathite (her'ap-ath-īt) [for W. B. *Herapath*, 1820–1868]. Quinin iodosulphate· used chiefly in microscopy. **cinchonin h.**, antiseptol, or cinchonin iodosulphate.

herb (erb, herb) [L *her'ba*]. Any leafy plant without a woody stem. **vulnerary h.**, an herb anciently regarded as healing wounds.

Herb. recent. Abbreviation for L. *herba'rium recen'tium*, of fresh herbs.

herbaceous (her-ba'shus). Having the characters of an herb; having a woody stem which dies down to the roots every autumn.

Herbert's operation (herb'erts) [J. Frederick *Herbert*, Philadelphia oculist, born 1860]. See under *operation.*

herbivorous (her-biv'or-us) [L. *her'ba* grass + *vora're* to eat]. Subsisting upon grasses and herbs.

Herbst's corpuscles (herb'sts) [Ernst Friedrich *Herbst*, German physician, 1803–1893]. See under *corpuscle.*

hereditary (he-red'it-ar-e) [L. *heredita'rius*]. Derived from ancestry or obtained by inheritance.

hereditation (he-red-it a'shun). The influence of heredity.

hereditosyphilitic (he-red"it-o-sif-il-it'ik). Affected with hereditary syphilis.

heredity (he-red'it-e) [L. *hered'itas*]. Organic resemblance based on descent (Castle); the inheritance of qualities or of diseases from ancestry. **cumulative h.**, that which comes from many generations of ancestors. **immediate h.**, that due to the parents **mediate h.**, that which comes from the grandparents.

heredo-ataxia (her"ed-o-at-aks'e-ah). Friedreich's ataxia.

heredofamilial (her"ed-o-fam-il'e-al). Hereditary in certain families.

heredolues (her"ed-o-lu'ēz) Hereditary syphilis.

heredoluetic (her"ed-o-lu-et'ik). Pertaining to hereditary syphilis

heredosyphilis (her"ed-o-sif'il-is). Inherited syphilis.

heredosyphilitic (her"ed-o-sif-il-it'ik). A person affected with hereditary syphilis.

heredosyphilology (her"ed-o-sif-il-ol'o-je). The study of hereditary syphilis

heredotuberculosis (her"ed-o-tu-ber-ku-lo'sis). Inherited tuberculosis.

Hering's phenomenon (her'ingz) [H. E. *Hering*, Austrian physician, born 1866]. See *phenomenon.*

Hering's test, theory (her'ingz) [Ewald *Hering*, physiologist in Leipzig, 1834–1918]. See under *tests, theory*

Hermann's fluid, solution (her'manz) [Friedrich *Hermann*, German anatomist, 1850–1920] See under *stains, table of.*

hermaphrodism, hermaphroditism (her-maf'-rod-izm, her-maf'rod-it-izm) [Gr. Ἑρμῆς Mercury + Ἀφροδίτη Venus]. Double or doubtful sex **complex h.**, the existence in the same individual of the internal and external organs of both sexes. **dimidiate h.**, that in which the organs of one side are male and of the other female Called also *lateral h.* **h. with excess**, when the subject has the perfect organs of either sex with some that pertain to the other sex. **female h.**, when the sexual organs are predominantly female, but have some of the characters of the male sex. **lateral h.** See *dimidiate h.* **male h.**, when the person is of the male sex, with organs which have more or less of the female characters **neuter h., neutral h.**, when the individual has neither male nor female organs **spurious h.**, doubtful but not double sex **transverse h.**, when the outward organs appear to be of one sex and the internal ones are of the other **true h.**, the presence in the same individual of both the male and female organs, double sex. **unilateral h.**, when one side has an ovary or a testis and the other has both an ovary and a testis.

hermaphrodite (her-maf'ro-dīt). A person who has or appears to have both male and female characters.

hermesoline (her-mes'o-lin) A solution of mercuric chlorid for intramuscular injection in syphilis.

hermetic, hermetical (her-met'ik, her-met'ik-al) [L. *hermet'icus*]. Impervious to air; air-tight.

hermetically (her-met'ik-al-e). In an air-tight manner.

hermitine (her'mit-in). A proprietary antiseptic and disinfectant said to be electrolyzed sea water.

hermodactyl (her-mo-dak'til) [Gr. ἑρμοδάκτυλος] The root of *Col'chicum variega'tum*· cathartic

hermophenol, hermophenyl (her-mo fe'nol her-mo-fen'il). A white powder, mercuric-phenol disulphonate of sodium used as an antiseptic in a 0.1–2 per cent solution, also as an antisyphilitic

hernia (her'ne-ah) [L.]. The protrusion of a loop or knuckle of an organ or tissue through an abnormal opening (Celsus) **abdominal h.**, the protrusion of some internal structure through the abdominal wall. **acquired h.**, one brought on by lifting or by a strain or other injury. **h. adipo'sa** See *fat h* **Barth's h.**, hernia of loops of intestine between the serosa of the abdominal wall and that of a persistent vitelline duct **Béclard's h.**, femoral hernia through the saphenous opening. **Birkett's h.**, protrusion of the synovial membrane of a joint through a laceration of the capsular ligament Called also *synovial h.* **h. of the bladder**, protrusion of a part of the bladder through any normal or other opening. **cecal h.**, one that contains the cecum or a part of it **h. cere'bri**, the protrusion of the brain substance through the skull. **Cloquet's h.**, pectin-

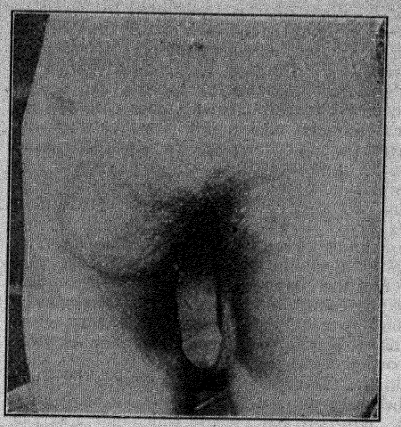

Very large femoral hernia.



Femoral hernia in a female.



Indirect inguinal hernia (incomplete).



Double direct inguinal hernia.

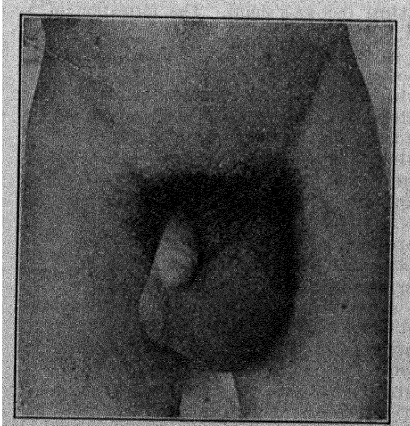

Inguinal (scrotal) hernia.

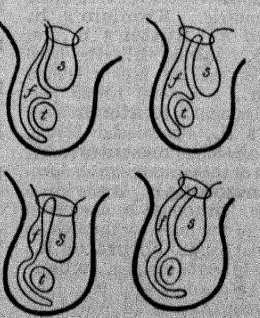

Different varieties of infantile hernia.

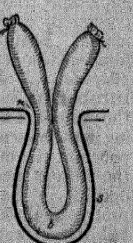

Hernial sac with contained bowel: *n*, neck of sac; *s*, sac; *b*, bowel.

eal crural hernia. **complete h.**, one in which the sac and its contents have passed through the orifice. **concealed h.**, hernia not perceptible on palpation. **congenital h.**, that which exists at birth, most commonly scrotal. **Cooper's h.**, retroperitoneal hernia. **crural h.** Same as *femoral h.* **crural h., pectineal**, hernia within and behind the femoral vessels, the tumor resting upon the pectineus muscle. **cystic h.** Same as *cystocele.* **diaphragmatic h.**, hernia through the diaphragm. **diverticular h.**, the protrusion of a congenital diverticulum of the gut. **dry h.**, a hernia in which the sac and its contents have become intimately adherent to each other. **encysted h.**, scrotal or oblique inguinal hernia in which the bowel, enveloped in its own proper sac, passes into the tunica vaginalis in such a way that the bowel has three coverings of peritoneum. **epigastric h.**, a hernia through the linea alba above the navel. **extrasaccular h.**, sliding hernia. **fat h.**, hernial protrusion of properitoneal fat through the abdominal wall, called also *h. ădiposa.* **femoral h.**, hernia into the femoral canal. **foraminal h.**, hernia through the foramen of Winslow. **funicular h.**, hernia of the umbilical or spermatic cord. **Gibbon's h.**, hydrocele with large hernia **gluteal h.**, crural hernia. **Goyrand's h.**, inguinal hernia that does not descend into the scrotum **Hesselbach's h.**, hernia with a diverticulum through the cribriform fascia. **Hey's h.**, encysted hernia. **Holthouse's h.**, an inguinal hernia which has turned outward into the groin. Called also *inguinocrural h.* **incarcerated h.**, hernia so occluded as to obstruct the bowel completely. **incisional h.**, hernia occurring through an old abdominal incision. **incomplete h.**, one which has not passed quite through the orifice. **infantile h.**, oblique inguinal hernia behind the funicular process of the peritoneum. **inguinal h.**, hernia into the inguinal canal. **inguinal h., direct**, inguinal hernia which passes directly through the abdominal wall by the internal ring. **inguinocrural h.** See *Holthouse's h.* **inguinofemoral h.**, a combined inguinal and femoral hernia. **inguinoproperitoneal h.**, hernia that is partly inguinal and partly properitoneal. Called also *Kronlein's h.* **inguinosuperficial h.**, interstitial hernia which passes through the internal inguinal ring, the inguinal canal, and the external inguinal ring, but at this point is deflected upward and outward so as to lie upon the aponeurosis of the external oblique. Called also *Kuster's hernia.* **interparietal h.**, an interstitial hernia which lies between one or another of the fascial or muscular planes of the abdomen. **intersigmoid h.**, hernia of the intestine through the intersigmoid fossa **interstitial h.**, a hernia in which a knuckle of intestine lies between two layers of the abdominal wall **h. of the iris**, protrusion of a part of the iris **irreducible h.**, hernia that cannot be restored by taxis. **ischiatic h.**, hernia through the sacrosciatic foramen. **ischiorectal h.**, a protrusion of the abdominal viscera between fibers of the levator ani muscle. **Krönlein's h.** See *inguinoproperitoneal h.* **Küster's h.**, inguinosuperficial hernia. **labial h.**, the protrusion of a knuckle of the gut into a labium majus. **Laugier's h.**, a femoral hernia perforating Gimbernat s ligament **levator h.** See *pudendal h.* **Littré's h.**, diverticular hernia **lumbar h.**, hernia in the loin. **mesenteric h.**, the passage of a portion of the gut through an opening in the mesentery. **mesocolic h.**, hernia into a pouch of the mesocolon. **mucosal h.**, hernia of the mucous membrane of the intestine through an opening in the muscular coat. **obturator h.**, protrusion through the obturator foramen. **omental h.**, a protrusion of a knuckle of omentum. **ovarian h.**, hernial protrusion of an ovary. **h. par glissement** (glēs-maw′). Same as *sliding h.* **paraperitoneal h.**, hernia of the bladder in which only a part of the protruded bladder is covered by the peritoneum of the sac. **parasaccular h.**, sliding hernia. **parietal h.** Same as *Richter's h.* **pectineal h.**, hernia situated beneath the pectineal fascia. **perineal h.** Same as *ischiorectal h.* **Petit's h.**, lumbar hernia in Petit's triangle. **posterior vaginal h.**, a condition in which the pouch of Douglas with its intestinal contents pushes downward between the posterior vaginal wall and the rectum. Called also *enterocele.* **properitoneal h.**, an interstitial hernia which is located between the parietal peritoneum and the transversalis fascia. **pudendal h.**, a hernia located in the pudendum, having passed through a rent in the levator muscle and its fascia. Called also *levator h.* **h. of pulp**, protrusion of the dental pulp through the dentin wall of the pulp cavity. **reducible h.**, one that may be returned by manipulation. **retrograde h.**, a hernia the sac of which contains two loops of intestine, the portion of intestine between the two loops lying within the abdominal cavity. **retroperitoneal h.**, hernia of the intestine into the duodenojejunal fossa. **Richter's h.**, one in which only a part of the caliber of the gut is protruded. **Rokitansky's h.**, protrusion of a sac of mucous membrane or of the peritoneum through separated muscular fibers of the intestine. **sciatic h.**, hernia through the great sacrosciatic foramen. **scrotal h.**, an inguinal hernia which has descended into the scrotum. **sliding h., slip h., slipped h.**, hernia of the colon in which a portion of the part is drawn into or slips into a hernial sac by the inclusion in the sac of the parietal peritoneum to which it is attached. Called also *extrasaccular h., parasaccular h.*, and *h. par glissement.* **strangulated h.**, one which is tightly constricted and has become or is likely to become sphacelated. **synovial h.**, protrusion of the inner lining membrane through the stratum fibrosum of a joint capsule. **Treitz's h.**, a retroperitoneal hernia through the duodenojejunal recess. **tunicary h.** Same as *mucosal h.* **umbilical h.**, protrusion of the bowel or omentum at the navel. **uterine h.**, hernial protrusion of the uterus. **vaginal h.**, hernia into the vagina. **vaginolabial h.**, hernia of a viscus into the posterior end of the labium majus; posterior labial hernia. **Velpeau's h.**, femoral hernia in front of the femoral vessels. **ventral h.**, hernia through the abdominal wall. **vesical h.**, protrusion of the bladder **w-h.**, a hernia in which the sac contains two loops of intestine.

hernia-knife (her′ne-ah-nīf). A herniotome.

hernial (her′ne-al). Pertaining to a hernia.

herniary (her′ne-a-re). Pertaining to or associated with hernia.

herniated (her′ne-a-ted). Afflicted with hernia.

herniation (her-ne-a′shun). The formation of a hernia.

hernio-enterotomy (her″ne-o-en-ter-ot′o-me). Herniotomy conjoined with enterotomy.

hernioid (her′ne-oid). Resembling hernia.

herniolaparotomy (her″ne-o-lap-ar-ot′o-me). Laparotomy for the cure of hernia.

herniology (her-ne-ol′o-je) [*hernia* + Gr. λόγος treatise]. The study and science of hernias.

hernioplasty (her″ne-o-plas′te). Operation for the radical cure of hernia.

herniopuncture (her′ne-o-punkt-ūr) [*hernia* + *puncture*]. Surgical puncture of a hernia.

herniorrhaphy (her-ne-or′raf-e) [*hernia* + Gr. ῥαφή suture]. Suture of a hernia; the radical operation for hernia.

herniotome (her′ne-o-tōm). A knife for operating on hernia.

herniotomy (her-ne-ot′o-me) [*hernia* + Gr. τέμνειν to cut]. Kelotomy; a cutting operation for hernia.

heroic (he-ro′ik) [L. *hero′icus*]. Severe or rash.

heroin (her′o-in). A white, bitterish, crystalline powder, $C_{17}H_{17}(O.OC.CH_3)_2.NO$, the diacetic acid

ester of morphin. It is an anodyne and sedative, and is used in irritative coughs of phthisis and bronchitis, and in dyspnea. Dose, ¼–½ gr. (0.0025–0.005 gm.). Hypodermically it is used in 2 per cent. solution in the same doses. **h. hydrochlorid,** a white, crystalline powder, $C_{17}H_{17}(O.CO.CH_3)_2ON.HCl.H_2O$: used like heroin.

heroinism (her'o-in-izm). Addiction to the use of heroin; heroin habit.

heroinomania (her"o-in-o-ma'ne-ah). Heroinism.

heromal (her'o-mal). A preparation of heroin and malt extract. Dose, 2 fl.dr. (8 c.c.).

heromania (he-ro-ma'ne-ah). Addiction to the use of heroin.

Herophilus (her-of'il-us). A Greek physician and anatomist of Alexandria, born about 344 B. C., one of the most celebrated physicians of antiquity.

heroterpin (her-o-ter'pin). A preparation of heroin and terpin hydrate. Dose, 1–3 fl.dr. (4–12 c.c.).

herpangina (her-pan'jin-ah) [*herpes* + *angina*]. A specific febrile disease of children marked by the appearance of minute papules, vesicles, and ulcers in the throat.

herpes (her'pēz) [L.; Gr. ἕρπης]. An inflammatory skin disease characterized by the formation of small vesicles in clusters (Galen). **h. catarrha'lis.** Same as *h. simplex.* **h. circina'tus.** Same as *tinea circinata.* **h. cor'neæ,** herpetic inflammation of the cornea. **h. des'quamans,** tinea imbricata. **h. facia'lis, h. febri'lis,** the so-called fever-blisters occurring on the face. **h. farino'sus,** a variety of ringworm. **h. genita'lis,** herpes of the genital organs. **h. gestatio'nis,** a herpes peculiar to pregnant women. **h. i'ris,** a form occurring in rings on the hands and feet. **h. labia'lis,** herpes of the lips; cold-sore or fever-blister. **h. menstrua'lis,** a form that recurs at the menstrual epoch. **h. phlyctæno'des,** dermatitis herpetiformis. **h. præputia'lis,** a form that occurs on the male genitals. **h. progenita'lis,** herpes of the genitals. **h. recur'rens,** herpes occurring in recurrent attacks. **h. sim'plex,** a skin disease marked by the formation of one or more vesicles on the border of the lip, the external nares, or the mucous surface of the genitals **h. ton'surans,** tinea tonsurans. **h. ton'surans maculo'sus.** See *pityriasis rosea.* **h. veg'etans,** pemphigus vegetans. **h. zos'ter.** See *zoster.*

herpetic (her-pet'ik) [L. *herpet'icus*]. Pertaining to or of the nature of herpes.

herpetiform (her-pet'if-orm) [L. *her'pes* herpes + *for'ma* form]. Resembling herpes.

herpetism (her'pet-izm). Predisposition to herpetic disease; the herpetic or dartrous diathesis.

Herpetomonas (her-pet-om'on-as) [Gr. ἑρπετόν creeper + μονάς monad]. 1. A genus of flagellate animal microparasites found in the intestines of insects and in the blood of various animals. They are elongate or spindle-shaped, have a single flagellum, and no undulating membrane. They closely resemble one of the developmental forms of trypanosomes. They are not known to be pathogenic. 2. One of the developmental stages through which trypanosomes pass in their insect hosts. **H. donova'ni.** See *Leishmania donovani.* **H. furunculo'sa, H. trop'ica.** Same as *Leishmania tropica.*

herpetomoniasis (her-pet"o-mo-ni'as-is). Infection with a species of Herpetomonas.

hersage (ār-sahzh') [Fr. "harrowing"]. The therapeutic loosening of the fibers of a diseased nerve-trunk.

hertzian waves (hertz'e-an) [after Heinrich *Hertz,* German physicist, 1857–1894]. See *wave.*

herubin (he-ru'bin). A preparation from leeches: used to prevent coagulation of the blood.

herudin (he-ru'din). See *hirudin.*

Herxheimer's fibers, reaction, spirals (herks'-hīm-erz) [Karl *Herxheimer,* German dermatologist, born 1861]. See *fiber, reaction, spirals,* etc.

Heryng's sign (her'ingz) [Théodor *Heryng,* Polish laryngologist, born 1847]. See *sign.*

hesperanopia (hes"per-an-o'pe-ah) [Gr. ἑσπερα evening + ἀν neg. + ὤψ eye]. Nyctalopia.

Hesselbach's hernia, triangle (hes'el-bahks) [Franz Kaspar *Hesselbach,* German surgeon, 1759–1816]. See *hernia* and *triangle.*

heteradelphia (het"er-ad-el'fe-ah) [Gr. ἕτερος other + ἀδελφός brother]. A joined twin monstrosity in which one fetus is much more fully developed than the other.

heteradelphus (het"er-ad-el'fus). A twin monster affected with heteradelphia.

heteradenia (het"er-ad-e'ne-ah) [Gr. ἕτερος other + ἀδήν gland]. Any abnormality of the gland tissue.

heteradenic (het"er-ad-en'ik). Pertaining to, affected with, or of the nature of, heteradenia.

heteradenoma (het"er-ad-en-o'mah) [Gr. ἕτερος other + *adenoma*]. Any hyaline cylindroma.

heteralin (het'er-al-in). Dioxybenzene hexamethylenetetramin, a colorless, crystalline compound, soluble in water and alcohol. used as a urinary antiseptic in cystitis, gonorrhea, etc. Dose, 15–30 gr. (1–2 gm.).

heteralius, heteralicus (het-er-a'le-us, het-er-al'-ik-us) [Gr. ἕτερος other + ἄλως disk]. An extreme example of heteradelphia.

heteraxial (het-er-ak'se-al) [Gr. ἕτερος other + *axis*] Having axes of unequal length.

heterecious, heterœcious (het-er-e'se-us) [Gr. ἕτερος other + οἶκος house]. Living upon one host in one stage or generation and upon another in the next.

heterecism (het'er-e-sizm). The state of being heterecious.

heteresthesia (het-er-es-the'ze-ah) [Gr. ἕτερος other + αἴσθησις sensation]. Variation in the degree of cutaneous sensibility on adjoining areas of the body surface.

hetero- [Gr. ἕτερος other]. A prefix denoting unlikeness or dissimilarity.

hetero-agglutinin (het"er-o-ag-lu'tin-in). An agglutinin found in the blood of an animal on the injection of blood from an animal of a different species.

hetero-albumose (het"er-o-al'bu-mōs) [*hetero-* + *albumose*] A form of hemialbumose that is not soluble in water, but is soluble in hydrochloric acid and salt solutions.

hetero-albumosuria (het"er-o-al"bu-mo-su're-ah) [*hetero-albumose* + Gr. οὖρον urine]. The presence of hetero-albumose in the urine.

hetero-atom (het"er-o-at'om). Any atom of a ring-shaped chemical nucleus other than the carbon atoms.

hetero-autoplasty (het"er-o-aw'to-plas-te) [*hetero-* + *autoplasty*]. The surgical transfer of tissue from one part of the body to another.

heteroblastic (het"er-o-blas'tik) [Gr. ἕτερος other + βλαστός germ]. Having origin in different kinds of tissue.

heterocellular (het"er-o-sel'u-lar). Composed of cells of different kinds.

heterocentric (het"er-o-sen'trik) [Gr. ἕτερος other + L. *cen'trum* center]. Made up of rays that are neither parallel nor meet in one point: said of a ray of light.

heterocephalus (het"er-o-sef'al-us) [Gr. ἕτερος other + κεφαλή head]. A monster with two unequal heads.

heterochiral (het"er-o-ki'ral) [Gr. ἕτερος other + χείρ hand]. Reversed as regards right and left, but otherwise the same in form and size.

heterochromia (het"er-o-kro'me-ah) [Gr. ἕτερος other + χρῶμα color]. Diversity of color in a part or parts that should normally be of one color, as in the two irides or in different parts of the same iris (**h. ir'idis**).

heterochromosome (het"er-o-kro'mo-sōm) [Gr. ἕτερος other + *chromosome*]. Same as *allosome*.

heterochromous (het"er-o-kro'mus). Marked by diversity of color, exhibiting heterochromia.

heterochronia (het"er-o-kro'ne-ah) [Gr. ἕτερος other + χρόνος time]. The formation of parts or tissues at an unusual time.

heterochronic (het"er-o-kron'ik) [Gr. ἕτερος other + χρόνος time]. Occurring at abnormal and irregular times.

heterochronous (het-er-ok'ro-nus). Heterochronic.

heterochthonous (het-er-ok'thon-us) [Gr. ἕτερος other + χθών earth]. Originating in a region other than that where it is found.

heterochylia (het"er-o-ki'le-ah). The sudden varying of the gastric secretion from normal acidity to hyperacidity or anacidity.

heterocinesia (het"er-o-sin-e'se-ah) [Gr. ἕτερος other + κίνησις movement] A condition in which the patient performs movements other than those he is instructed to perform.

heterocladic (het"er-o-klad'ik)[Gr. ἕτερος other + κλάδος branch]. Indicating an anastomosis between terminal branches from different arteries.

heterocomplement (het"er-o-kom'ple-ment) [Gr. ἕτερος other + *complement*]. A complement derived from an animal of a species different from the one which furnishes the amboceptor.

heterocomplementophilic (het"er-o-kom-plemen-to-fil'ik). Having an affinity for heterocomplements.

heterocrisis (het-er-ok'ris-is) [Gr. ἕτερος other + κρίσις division]. An abnormal crisis

heterocyclic (het"er-o-sik'lik) [Gr. ἕτερος other + κύκλος circle]. Noting a compound the molecule of which consists of a closed chain of atoms, containing in such a ring atoms of more than a single element

heterocytotoxin (het"er-o-si-to-tok'sin). A toxin which destroys cells from an animal of another species.

Heterod'era radicic'ola. A nematode parasitic on the common root vegetables, such as radishes, carrots, turnips, potatoes, etc., as well as on celery When infested vegetables are eaten ova of the parasite may appear in the stools and may lead to incorrect diagnosis.

heterodermic (het"er-o-der'mik) [Gr. ἕτερος other + δέρμα skin] Performed with another person's skin. said of a method of skin-grafting See *dermatoheteroplasty*.

heterodesmotic fibers (het"er-o-des-mot'ik) [Gr. ἕτερος other + δεσμός a band]. See under *fiber*.

heterodont (het'er-o-dont) [Gr. ἕτερος other + ὀδούς tooth]. Having teeth of different sorts, as molars, incisors, etc.

Heterodox'us longitar'sus. A kangaroo louse found sometimes on dogs.

heterodrome (het'er-o-drōm) [Gr. ἕτερος other + δρόμος a running]. A negative induction current.

heterodymus (het-er-od'im-us) [Gr. ἕτερος other + δίδυμος twin]. A mons'er-fetus with a second head on the abdomen.

hetero-erotism (het"er-o-er'ot-izm) [Gr. ἕτερος other + ἔρως love]. Sexual feeling directed toward another individual. Cf. *auto-erotism*.

heterogametic (het"er-o-gam-e'tik). Having unlike gametes. See *digametic*.

heteroganglionic (het"er-o-gang-le-on'ik) [Gr. ἕτερος other + γάγγλιον ganglion]. Connecting various ganglia: used of the sympathetic nervous system.

heterogeneous (het"er-o-je'ne-us) [Gr. ἕτερος other + γένος kind]. Consisting of or composed of dissimilar elements or ingredients.

heterogenesis (het"er o-jen'es-is) [Gr. ἕτερος other + γένεσις generation] 1. Alternation of generation; reproduction that differs in character in successive generations. 2. Asexual generation.

heterogenetic (het"er-o-jen-et'ik). 1 Pertaining to heterogenesis. 2. Not arising within the organism.

heterogenic (het"er-o-jen'ik). 1. Occurring in the wrong sex, as a beard upon a woman. 2. Derived from a different source or species.

heterogenicity (het"er-o-jen-is'it-e). The state of being heterogeneous.

heterogenous (het-er-oj'en-us). Heterogenic

heteroglobulose (het"er-o-glo'bu-lōs). A heteroalbumose obtained from a globulin.

heterograft (het'er-o-graft) [Gr. ἕτερος other + *graft*]. A graft taken from an individual other than the one into which it is to be implanted.

heterography (het-er-og'raf-e) [Gr ἕτερος other + γράφειν to write]. The writing of words other than those intended by the writer.

heterohemagglutinin (het"er-o-hem-ag-lu'tin-in). See under *hemagglutinin*.

hetero-immune (het"er-o-im-ūn'). Immune to the cells of an animal of a different species from the one which furnishes the immune serum.

hetero-infection (het"er-o-in-fek'shun). Infection with virus from outside the organism.

hetero-inoculable (het"er-o-in-ok'u-la-bl). Susceptible of being inoculated with a virus from another organism.

hetero-inoculation (het"er-o-in-ok-u-la'shun). Inoculation with a virus from another organism.

hetero-intoxication (het"er-o-in-tok-sik-a'shun). Poisoning by matters introduced from outside the body.

heterokinesis (het"er-o-kin-e'sis) The stage of miosis in which the sex chromosomes become efferentially distributed in the gametes **post-h.**, distribution of the sex chromosomes in the second miotic division. **pre-h.**, segregation of the sex-chromosomes in the first miotic division.

heterolalia (het"er-o-la'le-ah) [Gr. ἕτερος other + λαλιά utterance]. Same as *heterophasia*.

heterolateral (het"er-o-lat'er-al) [Gr ἕτερος other + L. *la'tus* side]. Relating to opposite sides.

heteroliteral (het"er-o-lit'er-al). Marked by the substitution of one letter for another in pronouncing words

heterolith (het'er-o-lith) [Gr. ἕτερος other + λίθος stone] An intestinal concretion not formed of mineral matter.

heterologous (het-er-ol'o-gus) [Gr. ἕτερος other + λόγος relation]. Made up of tissue not normal to the part, also, derived from a different species, as, *heterologous* serum.

heterology (het-er-ol'o-je). Abnormality in structure, arrangement, or manner of formation. In chemistry, the relationship between substances of partial identity of structure but of different properties.

heterolysin (het-er-ol'is-in). A lysin which digests tissues other than that from which it is derived, or one which is formed in the body on the ingestion of an antigen from an animal of another species

heterolysis (het-er-ol'is-is) [Gr. ἕτερος other + λύσις dissolution]. Dissolution or splitting up of a cell or a protein by extracts of another sort of tissue.

heterolytic (het"er-o-lit'ik). Pertaining to or caused by heterolysis or a heterolysin.

heteromastigote (het"er-o-mas'tig-ōt) [Gr. ἕτερος other + μάστιξ lash]. Having several forward flagella together with one directed backward.

heteromeral (het-er-om'er-al). Heteromeric.

heteromeric (het"er-o-mer'ik) [Gr. ἕτερος other + μέρος side]. Sending processes through one of the commissures to the white matter of the other side of the spinal cord· used of nerve-cells.

heteromerous (het-er-om'er-us). Heteromeric.

heterometaplasia (het"er-o-met-ap-la'se-ah) [Gr. ἕτερος other + *metaplasia*]. Development of tissue into a variety foreign to the part where it is produced.

heterometropia (het"er-o-met-ro'pe-ah). The state in which there is a different kind of refraction in the two eyes; antimetropia.

heteromorphic (het"er-o-mor'fik). Heteromorphous.

heteromorphosis (het"er-o-mor-fo'sis) [Gr. ἕτερος other + μόρφωσις a forming]. Malformation or malposition of tissues, organs, or parts.

heteromorphous (het"er-o-mor'fus) [Gr. ἕτερος other + μορφή form]. 1. Of abnormal shape or structure. 2 Having synaptic chromosome mates which differ in size, form, or structure.

heteronephrolysin (het"er-o-nef-rol'is-in) [Gr. ἕτερος other + *nephrolysin*]. A nephrolysin which acts on the cells of animals from a different species of animal.

heteronomous (het-er-on'o-mus) [Gr ἕτερος other + νόμος law]. 1. Not independent or autonomous. 2. Abnormal.

heteronymous (het-er-on'im-us) [Gr. ἕτερος other + ὄνυμα name]. Reversed or opposite in position.

hetero-osteoplasty (het"er-o-os'te-o-plas-te) [Gr. ἕτερος other + ὀστέον bone + πλάσσειν to shape]. The surgical grafting of a bone with a piece taken from one of the lower animals.

heteropagus (het-er-op'ag-us) [Gr. ἕτερος other + πάγος fixture] A fetus to which another rudimentary fetus is attached by the abdomen.

heteropancreatism (het"er-o-pan'kre-at-izm). An irregular condition of functionating on the part of the pancreas

heteropathy (het-er-op'ath-e) [Gr. ἕτερος other + πάθος suffering]. 1. Abnormal or morbid sensitiveness to stimuli. 2. Allopathy.

heterophany (het-er-of'an-e) [Gr ἕτερος other + φαίνα to appear] A difference in the manifestations of the same condition

heterophasia (het"er-o-fa'ze-ah) [Gr. ἕτερος other + φάσις speech] A form of partial aphasia in which the patient says one thing when he means something else.

heterophasis (het"er-o-fa'sis). Heterophasia.

heterophemia, heterophemy (het"er-o-fe'me-ah, het-er-of'e-me) [Gr. ἕτερος other + φήμη word]. Same as *heterophasia*

heterophile (het'er-o-fil) [Gr. ἕτερος other + φιλεῖν to love]. Having affinity for other antigens or antibodies besides the one for which it is specific.

heterophonia (het"er-o-fo'ne-ah) [Gr. ἕτερος other + φωνή voice]. Any abnormality of the voice or of phonation.

heterophony (het-er-of'o-ne). Same as *heterophonia*.

heterophoralgia (het"er-of-o-ral'je-ah) [Gr. ἕτερος other + φορός bearing + ἄλγος pain]. Heterophoria associated with pain.

heterophoria (het"er-of-o're-ah) [Gr. ἕτερος other + φορός bearing]. Lack of parallelism between the visual lines, due to insufficiency of the ocular muscles.

heterophoric (het"er-o-fo'rik). Pertaining to or affected with heterophoria.

heterophthalmia, heterophthalmos (het"er-of-thal'me-ah, -thal'mos) [Gr. ἕτερος other + ὀφθαλμός eye]. Difference in the color, or in the direction of the axes, of the two eyes.

heterophthongia (het"er-of-thon'je-ah)[Gr. ἕτερος other + φθόγγια utterance]. Any abnormality of speech.

Heterophyes (het-er-of'i-ēz). A minute trematode worm found in the middle third of the small intestine of man, dogs, and cats in Egypt (*H. heteroph'yes*) and Japan (*H. no'cens*).

heterophyiasis (het"er-o-fi-i'as-is). Infection with flukes of the family Heterophyiidæ, namely, *Heterophyes* and *Metagonimus*.

heteroplasia (het"er-o-pla'ze-ah) [Gr. ἕτερος other + πλάσσειν to mold]. The replacement of normal by abnormal tissue, malposition of normal cells.

heteroplasm (het'er-o-plazm). Any heterologous tissue.

heteroplastic (het"er-o-plas'tik). Pertaining to heteroplasia or to heteroplasty, noting tissue taken from one species of animal for transplantation into an animal of another species

heteroplastid (het"er-o-plas'tid) A surgical graft derived from another person or from a lower animal.

heteroplasty (het'er-o-plas-te) [Gr. ἕτερος other + πλάσσειν to mold]. Plastic surgery in which tissue is removed from a sound person, or in which a graft is taken from an individual of another species

heteropodal (het-er-op'o-dal) [Gr ἕτερος other + πούς foot]. Having branches or processes of different kinds said of nerve-cells

heteroproteose (het"er-o-pro'te-ōs) A primary proteose which is insoluble in water, but soluble in dilute salt solution

heteropsia (het-er-op'se-ah) [Gr ἕτερος other + ὄψις vision] Unequal vision in the two eyes.

heteropsychologic (het"er-o-si-ko-loj'ik). Pertaining to ideas formed outside the individual mind.

Heteroptera (het-er-op'ter-ah) [Gr ἕτερος other + πτέρον wing]. A suborder of the Hemiptera characterized by the possession of two pairs of wings, one horny, the other membranous. There are two genera Cimex and Lamus

heteroptics (het-er-op'tiks) [Gr. ἕτερος other + ὀπτικός optic] False or perverted vision.

heteroscope (het'er-o-skōp) [*heterophoria* + Gr. σκοπεῖν to view]. A pair of fusion tubes so mounted as to subserve the observation of the progress of cases of heterophoria

heteroscopy (het-er-os'ko-pe) [Gr. ἕτερος other + σκοπεῖν to see]. Inequality of vision in the two eyes.

heteroserotherapy (het"er-o-se-ro-ther'ap-e). Treatment of a patient by serum derived from some other individual

heterosexual (het"er-o-seks'u-al). Pertaining to the opposite sex.

heterosexuality (het"er-o-seks-u-al'it-e). Love or sexual desire toward persons of the opposite sex.

heterosis (het-er-o'sis) [Gr ἕτερος other]. Hybrid vigor; the condition in which the first generation of a hybrid shows more vigor than either of the parent strains.

heterosporous (het-er-os'po-rus) [Gr. ἕτερος other + σπόρος seed]. Having two kinds of spores.

heterosuggestion (het"er-o-sug-jest'shun) [Gr. ἕτερος other + *suggestion*]. Suggestion received from another person

heterotaxia (het"er-o-taks'e-ah) [Gr. ἕτερος other + τάξις arrangement]. Abnormal or anomalous placement of viscera or parts

heterotaxic (het"er-o-taks'ik). Affected with heterotaxia.

heterotaxis, heterotaxy (het-er-o-tak'sis, het'er-o-tak-se). Heterotaxia.

heterotherapy (het"er-o-ther'ap-e) [Gr. ἕτερος different + θεραπεία treatment]. Treatment of disease by remedies which are antagonistic to the

principal symptoms of the disease; non-specific therapy.

heterotonia (het"er-o-to'ne-ah) [Gr. ἕτερος other + τόνος tension]. Variable tension.

heterotopia, heterotopy (het"er-o-to'pe-ah, het-er-ot'o-pe) [Gr ἕτερος other + τόπος place]. Displacement or misplacement of parts or organs.

heterotopic (het"er-o-top'ik). Occurring at an abnormal place or upon the wrong part of the body

heterotoxic (het"er-o-tok'sik). Pertaining to heterotoxin.

heterotoxin (het"er-o-toks'in) [Gr. ἕτερος other + *toxin*]. A toxin formed in the body through the agency of some organism outside of the body or introduced into it from outside.

heterotoxis (het"er-o-toks'is). Poisoning by toxic matter introduced into the system from without.

heterotransplant (het"er-o-trans'plant). A piece of tissue taken from one individual and transplanted into an individual of a different species.

heterotransplantation (het"er-o-trans-plan-ta'shun) [Gr. ἕτερος other + *transplantation*]. Transplantation of tissue from one individual to another individual of a different species.

heterotrichosis (het"er-o-tri-ko'sis) [Gr. ἕτερος other + τρίχωσις growth of hair]. Growth of hair of different colors on the body. **h. supercilio'rum,** eyebrows of different color (von Walther).

heterotrophia, heterotrophy (het"er-o-tro'fe-ah, het-er-ot'ro-fe) [Gr. ἕτερος other + τροφή nourishment]. Any disorder or fault of nutrition.

heterotrophic (het"er-o-trof'ik) [Gr. ἕτερος other + τροφή nutrition]. Not self-sustaining. said of organisms which are unable to form protein and carbohydrates from inorganic nitrogen and carbon. See *autotrophic.*

heterotropia, heterotropy (het"er-o-tro'pe-ah, het-er-ot'ro-pe) [Gr. ἕτερος other + τρόπος turn]. Same as *strabismus.*

heterotypic (het"er-o-ti'pik). Noting the first miotic division of the germ cells

heterovaccine (het"er-o-vak'sin) A vaccine made from some bacterium other than the one causing the disease for which the vaccine is used. It is one form of non-specific protein therapy.

heteroxanthin (het"er-ok-zan'thin) [*hetero-* + *xanthin*]. Mono-methyl-xanthin, a purin body, $C_6H_6N_4O_2$, methyl-2, 6-dioxypurin, from the urine; one of the xanthin bases, and a probable cause of gout.

heterozoic (het"er-o-zo'ik) [Gr. ἕτερος other + ζῷον animal]. Pertaining to another animal or species of animal

heterozygosis (het"er-o-zi-go'sis). The formation of hybrids by the union of unlike gametes.

heterozygous (het"er-o-zi'gus). Derived from germ cells unlike in respect to one or more factors.

heterozygote (het"er-o-zi'gōt) [Gr. ἕτερος other + *zygote*]. An individual which, with regard to any or all of its hereditary characters, has received unlike contributions from its parents.

heterozygous (het"er-o-zi'gus). Formed by unlike gametes; hybrid.

hetocresol (he-to-kres'ol). The cinnamic acid ester of metacresol, $C_6H_5.(CH)_2.CO.O.C_6H_4.CH_3$; a non-poisonous, antiseptic, crystalline substance: used in tuberculosis.

hetoform (he'to-form). Bismuth cinnamate, a white powder with an odor like cinnamon: used in tuberculosis.

hetol (he'tol). Sodium cinnamate, $C_6H_5.(CH)_2.CO.ONa$· highly commended for intravenous injection in tuberculosis.

hetralin (het'ral-in). Resorcinol hexamethylenetetramin, $(CH_2)_6N_4.C_6H_4(OH)_2$: a urinary antiseptic. Dose, 5–15 gr. (0.3–1 gm.).

hettocyrtosis (het"o-sir-to'sis) [Gr. ἧττων less + κύρτωσις curvature]. A slight curvature.

Heubner's disease (hoyb'nerz) [Johann Otto L. *Heubner*, pediatrist in Berlin, 1843–1926]. See under *disease.*

heurteloup (her'tel-oop, Fr., urt-loo'). An artificial leech or cupping apparatus.

hexabasic (heks-ah-ba'sik) [Gr. ἕξ six + *basic*]. Having six atoms replaceable by a base.

hexabiose (heks-ah-bi'ōs). Same as *disaccharid.*

hexabromdioxydiphenylcarbinol (heks"ah-brōm-di-oks-e-di-fen-il-kar'bin-ol). A disinfectant and germicide far more powerful than carbolic acid, being a compound of cresols with halogens.

hexachinol (heks-ah-ki'nol). An oxycholin preparation of hexamethylenetetramin: used in gonorrhea and cystitis.

hexachromic (heks-ah-kro'mik) [Gr. ἕξ six + χρῶμα color]. Able to distinguish only six of the seven colors of the spectrum, the indigo not being distinguished.

hexad (heks'ad) [Gr. ἕξ six]. Any sexivalent element; an element having a valency of six.

hexadactylism (heks-ah-dak'til-izm) [Gr. ἕξ six + δάκτυλος finger] The occurrence of six fingers (or toes) on a hand (or foot).

hexahydrohematoporphyrin (heks"ah-hi"dro-hem"at-o-por'fir-in). One of the resulting products of the treatment of hematin with alcohol and a reducing agent.

hexahydroxybenzene (heks"ah-hi-drok-se-ben'zēn) See *inosite.* Called also *hexahydroxybenzol, hexahydrohexaoxybenzene.*

hexal (heks'al) Hexamethylenamin sulphosalicylate, a crystalline compound. used in cystitis, nephritis, etc.

hexalet (heks'al-et). Hexamethylenetetramin salicyl sulphonic acid, $(CH_2)_6N_4.C_6H_3(OH)(COOH)-SO_2OH.H_2O$ used as a sedative urinary antiseptic. Dose, 7½–15 gr. (0.5–1 gm).

hexamecol (heks-am'e-kol). A compound of guaiacol and hexamethylenamin· used by inunction for the pains of phthisis, spondylitis, etc.

hexamethylated (heks-ah-meth'il-a-ted). Containing six methyl groups

hexamethylenamin (heks-ah-meth"il-ēn-am'in). The U S. P. name for urotropin.

hexamethylendiamin (heks-ah-meth"il-en-di'am-in). A ptomain, $NH_2(CH_2)_6NH_2$, from decomposing pancreas and muscle.

hexamethylenetetramin (heks-ah-meth"il-ēn-tet-ram'in) Urotropin

hexamethyl violet. Crystal violet; an anilin of the triphenylmethane group, having bactericidal properties

hexamine (heks'am-in). The B. P. name for hexamethylenetetramin. See *urotropin.*

hexamylose (heks-am'il-ōs). A polymerized form of diamylose It may be bisamylose, $[(C_6H_{10}O_5)_2]_3$, or be triamylose, $[(C_6H_{10}O_5)_3]_2$.

hexane (heks'ān). A liquid hydrocarbon, C_6H_{14}.

hexaploid (heks'ap-loid). See *polyploid.*

Hexapoda (hex-ap'o-dah) [Gr. ἕξ six + ποῦς foot]. Insects.

hexatomic (heks-at-om'ik) [Gr. ἕξ six + *atom*]. 1. Containing six atoms of an element, or six replaceable univalent atoms. 2. In immunology, having the power of binding six complements of different strains

hexavaccine (heks-ah-vak'sēn). A vaccine containing six different organisms.

hexavalent (heks-av'al-ent). Sexivalent.

Hexenmilch (heks'en-miltsh) [Ger. "witches' milk"]. A milk-like secretion from the breasts of newborn children.

hexeton (heks'e-ton). A water-soluble form of camphor, 3-methyl-5-isopropyl-2, 3-cyclohexenon,

$CH_3.C_6H_7O.CH(CH_3)_2$: used as a respiratory stimulant by subcutaneous or intramuscular injection, a 10 per cent solution in a 25 per cent. solution of sodium salicylate being used. Dose intramuscularly, 0 2 gm.; intravenously, 0.01 gm.

hexone bases (heks'ōn). See under *base*.

hexonic (heks-on'ik). Pertaining to the hexone bases.

hexophan (heks'o-fan). An organic compound used in the treatment of gout. It is oxyphenylquinolin-dicarboxylic acid, $C_{17}H_{11}NO_5.H_2O$.

hexos, hexose (heks'os, -ōs). A monosaccharid; any member of the group of sugars having six carbon atoms in the molecule. **h. diphosphate, h. diphosphoric acid ester.** See *lactacidogen*

hexosamin (hex'ōs-am-in) A nitrogenous sugar in which an amino group replaces a hydroxyl group

hexosan (heks'o-san). An anhydrid or a polymerized form of a hexose.

hexosazone (heks-o-sa'zōn). An osazone formed from a hexose.

hexosephosphatase (hex"ōs-fos'fat-ās). An enzyme which splits lactacidogen.

hexyl (heks'il) [Gr. ἕξ six + ὕλη substance]. A hydrocarbon, C_6H_{13}, in many isomeric forms.

hexylamin (heks-il-am'in) [*hexyl* + *amin*]. A poisonous base, $C_6H_{13}NH_2$, from yeast and from some samples of cod-liver oil.

hexylresorcinol (heks-il-re-zor'sin-ol). A white, waxy, stable solid, $CH_3(CH_2)_5C_6H_3(OH)_2$. It is a powerful germicide with a phenol coefficient of 46 and is used as a urinary disinfectant, as it is not poisonous nor is it irritant to the urinary tract. Dose, 2½–10 min (0 15–0.6 c.c) three times a day

Hey's hernia, ligament, operation, saw (hāz) [William *Hey*, English surgeon, 1736–1819]. See *hernia, ligament, operation, saw*.

Heynsius's test (hīn'se-oos) [Adrian *Heynsius*, Dutch physician, 1831–1885]. See under *tests*.

Hg. 1. The symbol for mercury (L. *hydrargyrum*). 2. Abbreviation for *hemoglobin*.

$HgCl_2$. Mercuric chlorid.

Hg_2Cl_2. Mercurous chlorid.

HgI_2. Mercuric iodid.

Hg_2I_2. Mercurous iodid.

$Hg(NO_3)_2$. Mercuric nitrate.

HgO. Mercuric oxid.

Hg_2O. Mercurous oxid.

HgS. Mercuric sulphid.

$HgSO_4$. Mercuric sulphate.

H. + Hm. Compound hypermetropic astigmatism.

HI. Hydriodic acid.

hiatus (hi-a'tus) [L.]. 1. Any gap or fissure. 2. The helicotrema. 3. The vulva. **h. aor'ticus** [B N A], the aortic opening of the diaphragm. **Breschet's h.**, the helicotrema **h. cana'lis facia'lis** [B N A]. Same as *h fallopii* **h. fallo'pii**, an opening in the petrous bone for the petrosal branch of the vidian nerve. **h. femora'lis**, the femoral ring. **h. fina'lis sacra'lis**, a cleft in the lowermost sacral vertebra. **h. interme'dius lumbosacra'lis**, a spinal cleft in the region of the first sacral vertebra, considered a normally delayed ossification in young subjects. **h. interosse'us**, the opening above the interosseous membrane of the forearm for the passage of the posterior interroseous vessels. **h. lumbosacra'lis**, the gap between the arches of the fifth lumbar and first sacral vertebræ, which is greater than the space between any two vertebræ at a higher level. **maxillary h.**, the opening into the antrum of Highmore on the nasal surface of the superior maxilla. **neural h.**, an opening in the neural tube during the process of closure. **h. œsopha'geus** [B N A], the esophageal opening of the diaphragm. **h. sacra'lis** [B N A], the opening at the inferior end of the sacral canal. **Scarpa's h.**, the opening between the scala tympani and the scala vestibuli. **h. semiluna'ris.** 1. [B N A] The groove in the external wall of the middle meatus of the nasal fossa into which the antrum of Highmore and the anterior ethmoid cells open. 2. The opening in the fascia of the arm transmitting the basilic vein and the internal cutaneous nerve. **h. tendin'eus**, the anterior opening of Hunter's canal. **h. tendin'eus adducto'rius** [B N A], the femoral opening. **h. tota'lis sacra'lis**, a cleft in all of the sacral vertebræ, sometimes also including one or several of the lowest lumbar vertebræ.

Hibbs's operation (hibz) [Russell H *Hibbs*, contemporary New York surgeon]. See under *operation*.

hibernation (hi-ber-na'shun) [L. *hiber'na* winter]. The dormant state in which certain animals pass the winter.

hiccup, hiccough (hik'up, hik'of). A sharp inspiratory sound with spasm of the glottis and diaphragm, singultus **epidemic h.**, a condition frequently seen in epidemic encephalitis.

Hicks's sign (hiks) [John Braxton *Hicks*, English gynecologist, 1825–1897]. See under *sign*.

hide-bound (hīd'bownd). Affected with scleroderma.

hidradenitis (hid-rad-en-i'tis) [Gr. ἱδρώς sweat + ἀδήν gland + -ιτις inflammation]. Inflammation of a sweat-gland. **h. suppurati'va**, a disease of the sweat-glands marked by the development of one or more cutaneous, shot-like nodules, which gradually enlarge to the size of a pea, and undergo softening and suppuration, with subsequent discharge.

hidradenoma (hi"drad-en-o'mah). Same as *syringocystadenoma*.

hidroa (hid-ro'ah) [Gr ἱδρωα sudamina; ἱδρώς sweat]. 1 Sudamina or other skin affection accompanied by sweating. 2. See *hydroa*.

hidrocystoma (hid"ro-sis-to'mah) [Gr. ἱδρώς sweat + *cystoma*] A retention-cyst of a sweat-gland; pompholyx.

hidromancy (hid'ror-man-se) [Gr ἱδρώς sweat + μαντεια medication] Prognosis based upon the character of the sweat.

hidropoiesis (hid"ro-poi-e'sis) [Gr. ἱδρώς sweat + ποίησις formation]. The formation of sweat.

hidropoietic (hid"ro-poi-et'ik) [Gr. ἱδρώς sweat + ποιεῖν to make]. Pertaining to the secretion of sweat.

hidrorrhea (hid-ror-re'ah) [Gr. ἱδρώς sweat + ῥοιά flow] Profuse perspiration.

hidrosadenitis (hi"dro-sad-en-i'tis) [Gr. ἱδρώς sweat + ἀδήν gland + -ιτις inflammation]. Inflammation of the sweat-glands.

hidroschesis (hid-ros'kes-is) [Gr. ἱδρώς perspiration + σχέσις holding]. Suppression of the perspiration.

hidrosis (hid-ro'sis) [Gr. ἱδρώς sweat]. 1. The secretion and excretion of the sweat. 2. Any skin disease affecting primarily the sweat-glands. 3. Too profuse sweating.

hidrotic (hid-rot'ik). Causing hidrosis; sudorific.

hiemalis (hi-em-a'lis). Pertaining or occurring in winter.

hiera picra (hi'er-ah pi'krah) [Gr. "holy bitters"]. Powder of aloes and canella; L., *pul'vis al'oes et canel'læ*.

hieralgia (hi-er-al'je-ah) [Gr. ἱερόν sacrum + ἄλγος pain]. Pain in the sacrum.

hieromania (hi"er-o-ma'ne-ah) [Gr. ἱερός sacred + μανία madness]. Religious insanity or frenzy.

hierophobia (hi"er-o-fo'be-ah) [Gr. ἱερός sacred + φόβος fear]. A morbid fear or anxiety affecting clergymen in their public functions.

hierotherapy (hi"er-o-ther'a-pe) [Gr. ἱερός sacred + θεραπεία therapy]. The treatment of disease by religious exercises.

high-blowing. The sound caused by the vibration of the nostrils of a horse when breathing rapidly.

high-frequency (hi-fre'kwen-se). Having a frequency higher than normal; a term applied to an alternating electric current having a large number of electric oscillations per second.

Highmore's antrum, body, etc. (hi'mōrz) [Nathaniel *Highmore*, English surgeon, 1613–1684]. See *antrum, body*, etc.

highmoritis (hi-mōr-i'tis). Inflammation of the antrum of Highmore.

higueron (hig-wer'on). The plant *Ficus laurifolia*, the milk of plant is used in ankylostomiasis

hilastic (hi-las'tik) [Gr ἱλασμος atonement]. In Greek medicine, prophylactic, in the sense of diverting disease by rites of propitiation.

Hildenbrand's disease (hil'den-brands) [Johann Valentin *Hildenbrand*, Austrian physician, 1763–1818]. Typhus fever.

hillock (hil'ok). A small prominence or elevation. **axon h.,** the cone-shaped insertion of a neuron in its neuraxon. **Doyère's h.,** the elevation where a nerve-fiber enters a muscle. **seminal h.,** the verumontanum.

Hilton's muscle (hil'tunz) [John *Hilton*, English surgeon, 1804–1878]. See *muscles, table of.*

hilum (hi'lum) [L.]. A depression or pit at the entrance and exit of the vessels, nerves, and duct of a gland. **h. hep'atis,** the transverse fissure of the liver. **h. of the kidney,** the opening in the concave edge of the kidney through which the vessels and nerves enter. **h. lie'nis,** the hilum of the spleen. **h. of the lung,** the depression on the mediastinal surface of the lung where the bronchus, blood-vessels, nerves, etc, enter. **h. pulmo'nis,** the hilum of the lung. **h. rena'lis,** the hilum of the kidney. **h. of the spleen,** the fissure on the gastric surface of the spleen where the vessels and nerves enter.

hilus (hi'lus) [L.]. Same as *hilum*. **h. lie'nis** [B N A], the hilum of the spleen. **h. nu'clei oliva'ris** [B N A], the mesial end of the inferior olivary nucleus. **h. pulmo'nis** [B N A], hilum of the lung. **h. rena'lis** [B N A], hilum of the kidney.

himantosis (hi-man-to'sis) [Gr. ἱμάντωσις, from ἱμάς strap]. Elongation of the uvula.

hind-brain (hīnd'brān). A term which has been variously applied to the cerebellum, the cerebellum and pons, the medulla oblongata, and the entire rhombencephalon. Cf. *metencephalon*

hind-gut (hīnd'gut). The embryonic structure whence the colon is formed.

hind-kidney (hīnd-kid'ne). The metanephros.

hinge-joint (hinj'joint). See *ginglymus*.

hip (hip). The region on each side of the pelvis **h.-bone,** the os innominatum. **h.-joint,** the articulation of the innominate bone and the femur, **h.-joint disease,** tuberculosis of the hip-joint. resulting in chronic suppuration, the development of necrosis and fistulæ, or ankylosis from plastic effusion. The disease is marked by pain which is often felt in the knee, and is increased on pressure over the trochanter, sudden crying out during the night, muscular contraction, stiffness of the joint, etc. **snapping h.,** a condition marked by a slipping around of the hip-joint, with sometimes an audible snap, due to the slipping of a tendinous band over the great trochanter.

hipped (hipt). Having a fracture at the point of the hip· said of horses.

hippiater (hip'e-a-ter). A veterinarian.

hippiatric (hip-e-at'rik). Veterinary.

hippiatrics, hippiatry (hip-e-at'riks, hip'e-at-re) [Gr. ἱππος horse + ἰατρός physician]. Veterinary medicine and surgery.

hippo (hip'o). A dangerous arrow-poison from eastern Africa.

Hippobosca (hip-o-bos'kah) [Gr. ἱππος horse + βόσκειν to feed]. The typical genus of the family Hippoboscidæ. They are pupiparous, dipterous, parasitic insects called the winged tick fly of the horse. **H. ru'fipes,** the species which is thought to transmit galziekte.

hippocamp (hip'o-kamp). Same as *hippocampus*.

hippocampal (hip-o-kam'pal). Pertaining to the hippocampus.

hippocampus (hip-o-kam'pus)- [Gr. ἱππόκαμπος sea-horse]. [B N A] A curved structure on the floor of the middle horn of the lateral ventricle. It is a submerged gyrus forming the larger part of the olfactory cerebral cortex. Called also *hippocampus major, Amnion's horn,* and *cornu ammonis* **h. mi'nor,** a white elevation on the floor of the posterior cornu of the lateral ventricle, the calcar avis. **h. nu'dus,** a small part of the hippocampus on the median surface of the brain, in the cavity formed by the splenial bending of the fascia dentata.

hippocastanum (hip-o-kas'tan-um). Horse-chestnut. See *Æsculus*.

hippocoprosterol (hip''o-ko-pros'te-rol) [Gr. ἱππος horse + κόπρος dung + *sterol*]. A sterol found in the feces of herbivorous animals and derived from the phytosterol of grass and other food plants, $C_{27}H_{54}O$.

hippocratic (hip-o-krat'ik). Pertaining to or described by *Hippocrates*, a famous Greek physician, born in the island of Cos, 460 B. C , and called the "Father of Medicine" He taught the "humoral theory" of disease, and from his pupils he exacted an oath (*hippocratic oath*) that they would never abuse their trust by criminal practice nor disclose professional secrets Of the 87 writings forming the so-called "hippocratic collection," many were doubtless composed by other writers **h. face.** See *facies hippocratica*.

hippocratism (hip-o'krat-izm) The hippocratic system of treatment, based on imitating the processes of nature.

hippol (hip'ol). Methylene hippuric acid, $C_6H_5.CO\,N(CH_2)_2COOH$, a colorless, crystalline substance used as a urinary antiseptic

hippolite, hippolith (hip'o-līt, hip'o-lith) [Gr. ἱππος horse + λίθος stone]. A bezoar, or concretion, from the alimentary canal of the horse.

Hippomane (hip-om'a-ne) [Gr. ἱππος horse + μανία madness] A genus of euphorbiaceous trees. **H. mancinel'la** is the highly poisonous manchineel tree· used in homeopathy.

hippomelanin (hip-o-mel'an-in) [Gr ἱππος horse + μέλας black]. A black pigment from tumors and marrow of horses affected with melanosis.

hippostercorin (hip-o-ster'ko-rin). Hippocoprosterol.

hippurate (hip'u-rāt) [Gr. ἱππος horse + οὖρον urine]. Any salt of hippuric acid. The hippurates of lime, lithium, and sodium are solvents of the urates, and are useful in gouty and calculous diseases. Dose, 4–15 gr. (0.26–1 gm.).

hippuria (hip-u're-ah) [Gr. ἱππος horse + οὖρον urine]. Excess of hippuric acid in the urine.

hippuric (hip-u'rik) [Gr. ἱππος horse + οὖρον urine]. Derivable from the urine of horses. See under *acid*.

hippus (hip'us) [Gr. ἱππος horse]. Tremor of the iris, producing rapid, spasmodic alteration of the size of the pupil. **respiratory h.,** dilatation of the pupil during inspiration and contraction during expiration.

hip-shot. Deformed by fracture of the haunch: said of a horse.

hirathiol (hi-rath'e-ol). A brownish-black syrupy liquid, ammonium sulphoichthyolate, resembling ichthyol and used for the same purposes.

hirax (hi'raks). A proprietary lotion; a remedy for mosquito-bites, insect-stings, etc.

hircin (hir'sin) [L. *hir'cus* goat]. An ill-smelling principle from the suet of goats.

hircismus (hir-siz'mus) [L. *hir'cus* goat]. The strong odor of the axillæ.

hircus (hir'kus), pl *hir'ci* [L. "a goat"]. 1. An axillary hair. 2. The strong odor of the axillæ. 3. The tragus of the ear.

Hirschberg's method (hirsh'bergz) [Julius *Hirschberg*, German ophthalmologist, 1843–1925]. See under *method*.

Hirschberg's reaction (hirsh'bergz) [Leonard Keene *Hirschberg*, physician in Baltimore, born 1877]. See under *reaction*.

Hirschfeld's disease [Felix *Hirschfeld*, German physician, born 1860] Acute diabetes mellitus

Hirschfeld's nerve (hirsh'feldz) [Ludwig Moritz *Hirschfeld*, Austrian anatomist, 1816–1876]. See *nerves, table of*.

Hirschfelder's tuberculin (hirsh'fel-derz) [Joseph Oakland *Hirschfelder*, American pathologist, born 1854] See under *tuberculin*

Hirschsprung's disease (hirsh'sproongz) [Harold *Hirschsprung*, a Danish physician, 1830–1916]. See under *disease*

hirsute (her'sūt) [L. *hirsu'tus*]. Shaggy; having long hair.

hirsuties (her-su'she-ēz) [L.]. Excessive hairiness.

hirsutism (her'sūt-izm). Abnormal hairiness, especially in women

hirudin (hi-ru'din) [L *hiru'do* leech]. The active principle of the secretion of the buccal glands of leeches. It has the power of preventing coagulation of the blood by acting as an antithrombin.

Hirudinea (hi-ru-din'e-ah). A class of the Annelida; the leeches. It comprises three orders: Acanthobdellidea, Arhynchobdellidea, Rhynchobdellidea.

hirudiniasis (hi-ru-din-i'as-is) Invasion of the nose, mouth, pharynx, or larynx by leeches.

hirudinize (hi-ru'din-īz). To render the blood noncoagulable by the injection of hirudin.

Hirudo (hi-ru'do), pl *hiru'dines*. Latin for *leech*. A genus of the Hirudinea. **H. ægypti'aca** is pathogenic when drunk with water. **H. japon'ica**, the medicinal leech of Japan. **H. javan'ica**, a leech of Java, Batavia, and Burma It may also be parasitic in the body cavities **H. medicina'lis**, the well-known olive-gray leech that was formerly used extensively for therapeutic purposes **H. quinquestria'ta**, a leech occurring in Australia **H. sanguisor'ba**. Same as *Hæmopis sanguisuga* **H. trocti'na**, the common European leech which is marked with green, orange, and black somewhat like a trout.

His's band or **bundle, spindle** [Wilhelm *His*, German physician, born 1863]. See *bundle* and *spindle*.

His's bursa, canal, rule, spaces, zone, etc. [Wilhelm *His*, German anatomist, 1831–1904]. See *bursa, canal, rule, spaces, zone*, etc.

Hiss's stain [Philip Hanson *Hiss*, New York bacteriologist, 1868–1913] See *stains, table of*.

histaffine (his-taf'in) [Gr. *ἱστός* tissue + L. *affi'nis* having affinity for]. 1. Having affinity for tissues. 2. A substance present in the blood-serum of animals affected with certain diseases, which combine with certain constituents of the tissues, thus producing the phenomenon of fixation of the complement.

histamin (his'tam-in). An amin produced from histidin by the loss of CO_2; betaiminazolylethylamin, $C_3H_3N_2(CH_2)_2NH_2$· used like pituitrin, especially in the form of histamin hydrochlorid. **h. hydrochlorid.** Same as *imido-Roche*.

histaminemia (his-tam-in-e'me-ah). The presence of histamin in the blood.

histase (his'tās). An enzyme which digests tissue.

histenzyme (his-ten'zīm) [Gr. *ἱστός* tissue + *enzyme*]. A ferment from the kidney which splits up hippuric acid into benzoic acid and glycocoll.

histic (his'tik). Pertaining to or of the nature of tissue.

histidin (his'tid-in). An amino-acid, $C_3H_3N_2CH_2$-$CH(NH_2)CO_2H$, first found as a decomposition product of the protamin of sturgeon testes (Kossel, 1896); obtainable from any protein by the action of sulphuric acid and water.

histiocyte (his'te-o-sīt). Same as *histocyte*.

histiogenic (his"te-o-jen'ik). Histogenous.

histioid (his'te-oid). Same as *histoid*.

histio-irritative (his"te-o-ir'it-a-tiv) [Gr. *ἱστίον* tissue + *irritative*]. Having an irritative effect on connective tissue.

histioma (his-te-o'mah). Same as *histoma*.

histionic (his-te-on'ik) [Gr. *ἱστίον* web, tissue]. Pertaining to or derived from a tissue.

histo- [Gr. *ἱστός* web]. A prefix denoting some relation to the tissues.

histoblast (his'to-blast) [Gr. *ἱστός* tissue + *βλαστός* germ]. A tissue-cell.

histochemistry (his-to-kem'is-tre) [*histo-* + *chemistry*]. The chemistry of living or organized tissues.

histochromatosis (his"to-kro-mat-o'sis) [Gr. *ἱστός* tissue + *χρῶμα* color] A general term for affections of the reticulo-endothelial system, including xanthochromatosis, Gaucher's disease, and lymphogranulomatosis

histoclastic (his-to-klas'tik) [Gr. *ἱστός* tissue + *κλαστός* breaking]. Breaking down tissue: said of certain cells.

histocyte (his'to-sīt) [Gr. *ἱστός* tissue + *κύτος* cell]. A large phagocytic interstitial cell forming part of the reticulo-endothelial system and corresponding to the clasmatocyte or perithelial cell (Aschoff) Cf. *endotheliocyte*.

histocytomatosis (his"to-si-to-mat-o'sis). Any generalized disorder of the reticulo-endothelial system, such as xanthomatosis, Gaucher's disease, lymphogranulomatosis, etc

histodiagnosis (his"to-di-ag-no'sis) [Gr. *ἱστός* tissue + *diagnosis*]. Diagnosis by microscopic examination of the tissues.

histodialysis (his"to-di-al'is-is) [*histo-* + *dialysis*] The disintegration or breaking down of tissues.

histofluorescence (his"to-flu-o-res'ens). Fluorescence produced in the body by the administration of some substance previous to exposure to the *x*-rays.

histogenal (his-toj'en-al). See *histogenol*.

histogenesis (his-to-jen'es-is) [Gr. *ἱστός* web + *γένεσις* production]. The formation or development of tissues from the undifferentiated cells of the germ-layers of the embryo.

histogenetic (his"to-jen-et'ik). Pertaining to histogeny.

histogenol (his-to-je'nol). A compound of disodium methylarsenate and nucleic acid· used in tuberculosis.

histogenous (his-toj'en-us) [Gr. *ἱστός* tissue + *γεννᾶν* to produce] Formed by the tissues.

histogeny (his-toj'en-e). Histogenesis.

histogram (his'to-gram). A diagram or graphical representation of frequency distributions.

histography (his-tog'raf-e) [Gr. *ἱστός* tissue + *γράφειν* to write]. Description of the tissues.

histohematin (his-to-hem'at-in) [Gr. *ἱστός* tissue + *hematin*]. Any one of a certain group of red tissue pigments found in the muscles, suprarenal glands, and other organs, and thought to have a respiratory function similar to that of hematin.

histohematogenous (his"to-hem-at-oj'en-us) [Gr. *ἱστός* tissue + *αἷμα* blood + *-γεν* to produce]. Formed both from the tissues and from the blood.

histoid (his'toid) [Gr. *ἱστός* web + *εἶδος* form]. 1. Web-like. 2. Developed from but one tissue. 3. Like the tissues of the surrounding parts.

histokinesis (his"to-kin-e'sis) [Gr. *ἱστός* tissue + *κίνησις*]. Movement in the tissues of the body.

histology (his-tol'o-je) [Gr. *ἱστός* web + *λόγος* discourse]. The sum of knowledge regarding the minute structure and composition of the tissues, tissue anatomy. **normal h.**, the histology of normal and healthy tissues. **pathologic h.**, the histology of diseased tissues.

histolysis (his-tol'is-is) [Gr. *ἱστός* web + *λύειν* to loosen]. The dissolution or breaking down of the tissues.

histolytic (his-to-lit'ik). Causing histolysis.

histoma (his-to'mah) [Gr. *ἱστός* tissue + *-ωμα* tumor]. Any tissue tumor, as a fibroma.

histometaplastic (his"to-met-ap-las'tik). Stimulating metaplasia of tissue.

histomorphology (his-to-mor-fol'o-je). Histology.

histon, histone (his'tōn) [Gr *ἱστός* web]. A simple protein, soluble in water and insoluble in dilute ammonia The globin of hemoglobin is a histone Some are decidedly poisonous and contain a considerable amount of phosphorus Combined with leukonuclein they form nucleohiston. Blood treated with histon is altered so that it coagulates with difficulty Histon has been found in the urine in leukemia and febrile conditions. Cf. *protamin*. **h. nucleinate**, a compound of nucleic acid and histon, the characteristic constituent of lymph-glands, spleen, and thymus

histonectomy (his-to-nek'to-me) [Gr *ἱστός* tissue + *ἐκτομή* excision]. Periarterial sympathectomy. See under *sympathectomy*.

histonomy (his-ton'o-me) [Gr. *ἱστός* web + *νόμος* law]. A statement of the laws of tissue development.

histonuria (his-tōn-u're-ah) [*histon* + Gr. *οὖρον* urine]. The presence of histon in the urine.

histopathology (his"to-path-ol'o-je) [Gr. *ἱστός* tissue + *pathology*] Pathologic histology.

histophysiology (his"to-fiz-e-ol'o-je) [Gr. *ἱστός* tissue + *physiology*]. The physiology of the minute elements of the tissues.

histopin (his'to-pin). An extract from staphylococci. used for immunization of the skin to infectious dermatitis

Histoplas'ma capsula'tum. A protozoan organism found by Darling (1906) in peculiar lesions of the lungs, spleen, liver, and bone-marrow of a negro resembling the splenomegaly of kala-azar.

histoplasmosis (his"to-plaz-mo'sis). The disease caused by the presence of histoplasma in the body. It is marked by splenomegaly, emaciation, fever, and leukopenia, the pathologic lesions being the presence of small gray nodules in the lungs, smaller yellowish nodules in the spleen, irregular grayish areas in the liver, and neurosis and ulceration of the small intestine and cecum.

histopsyche (his-to-si'ke) [Gr. *ἱστός* web + *ψυχή* soul] The tissue soul, the higher psychologic function of tissue.

histopsychology (his"to-si-kol'o-je) [Gr. *ἱστός* tissue + *psychology*]. The study of minute structure combined with psychologic analysis.

historetention (his"to-re-ten'shun). Retention of matter by the tissues.

historrhexis (his-to-rek'sis) [Gr. *ἱστός* tissue + *ῥῆξις* rupture]. Breaking up of tissue; Southard's term for focal destruction of nerve-tissue of non-infectious nature.

histosan (his'to-san). A guaiacol-albumin preparation used in respiratory diseases. Dose, 1–4 dr. (4–16 gm.).

Histosporid'ium carcinomato'sum. Feinberg's name for the alleged parasite of cancer.

histotherapy (his-to-ther'ap-e) [Gr. *ἱστός* tissue + *therapy*]. The treatment of disease by the administration of animal tissues.

histothrombin (his-to-throm'bin). Thrombin from connective tissue.

histotome (his'to-tōm) [Gr *ἱστός* web + *τέμνειν* to cut]. A cutting instrument used in microtomy.

histotomy (his-tot'o-me) [Gr. *ἱστός* web + *τέμνειν* to cut]. The dissection of the tissues; microtomy.

histotribe (his'to-trīb) [Gr. *ἱστός* tissue + *τρίβειν* to crush]. A strong forceps for clamping on a mass of tissue containing blood-vessels to secure hemostasis.

histotripsy (his'to-trip-se) [Gr *ἱστός* tissue + *τρίψις* crushing] The crushing of tissue with a histotribe

histotrophic (his-to-trof'ik) [Gr. *ἱστός* tissue + *τροφή* nutrition] Encouraging the formation of tissue.

histotropic (his-to-trop'ik) [Gr *ἱστός* tissue + *τρόπος* a turning] Having special affinity for tissue-cells said of chemicals.

histozoic (his-to-zo'ik) [Gr *ἱστός* tissue + *ζωή* life]. Living on or within the tissues· said of parasites.

histozyme (his'to-zīm) [Gr. *ἱστός* web + *ζύμη* leaven]. Any enzyme which causes a fermentation in the tissues by producing the hydrolysis of hippuric acid.

histrionic (his-tre-on'ik) [L. *his'trio* actor] Characterized by exaggerated imitative movements like those of an actor

histrionism (his'tre-on-izm). The insane or hysteric adoption of the manner and gestures of an actor.

Hittorf number, tube (hit'orf) [Johann Wilhelm *Hittorf*, German physicist, 1824–1914]. See *number* and *tube*

Hitzig's girdle (hit'zigz) [Edouard *Hitzig*, German psychiatrist, 1868–1907] See under *girdle*.

hives (hīvz) A popular name for urticaria and for various other skin diseases.

Hl. The symbol for *latent hypermetropia*.

Hm. The symbol for *manifest hypermetropia*.

H.M.C. Abbreviation for *hyoscin-morphin-cactin anesthesia*. See under *anesthetic*.

HNO_2. Nitrous acid.

HNO_3. Nitric acid

Ho. Chemical symbol of *holmium*.

H_2O. Water.

H_2O_2. Hydrogen dioxid or peroxid

hoang-nan (ho-ang-nan'). A Chinese remedy for leprosy and syphilis; the bark of *Strych'nos gaultheria'na* Dose, 2–5 gr. (0.133–0.33 gm.); of tincture, 1–5 min. (0.066–0.333 c.c.).

hoarseness (hōrs'nes). A rough quality of voice.

Hochsinger's phenomenon (hōk'sing-erz) [Karl *Hochsinger*, contemporary Austrian pediatrist]. See *phenomenon*

hock (hok). The tarsal joint or region of the tarsus in the hind leg of the horse or ox **capped h.**, a cyst or a thickening of the skin over the point of the calcaneum in the horse. **curby h.**, a hock affected with curb **spring h.** See *spring-hock*.

Hodara's disease (ho-dar'ahz) [Menahem *Hodara*, a Turkish physician]. See *disease*.

hodegetics (hod-e-jet'iks) Medical etiquette.

Hodge's forceps, pessary, plane, etc. [Hugh Lenox *Hodge*, Philadelphia gynecologist, 1796–1873]. See *forceps, pessary, plane*, etc.

Hodgkin's disease or **granuloma** (hoj'kinz) [Thomas *Hodgkin*, English physician, 1788–1866]. See *disease*.

Hodgson's disease (hoj'sonz) [Joseph *Hodgson*, English physician, 1788–1869]. See *disease*.

hodi-potsy (ho-de-pot'se). A skin disease of Madagascar resembling tinea flava.

hodoneuromere (ho-do-nu'ro-mēr) [Gr. ὁδος path + νεῦρον nerve + μέρος part]. A segment of the embryonic trunk with its pair of nerves and their branches.

hodorin (ho-do'rin). An alkaloid, $C_{19}H_{31}NO_6$, from *Stemona sessiliflora*.

Hofbauer cells (hof'bow-er). See under *cell*.

Hoffa's disease, operation (hof'az) [Albert *Hoffa*, German surgeon, 1859–1907]. See *disease* and *operation*.

Hoffmann's anodyne (hof'manz) [Friedrich *Hoffmann*, German physician, 1660–1742]. See *anodyne*.

Hoffmann's atrophy, sign [Johann *Hoffmann*, contemporary German physician] See *atrophy* and *sign*.

Hoffmann's bacillus [Georg von *Hoffmann* Wellenhof, Austrian bacteriologist]. See *bacillus*.

Hoffmann's duct [Moritz *Hoffmann*, German anatomist, 1622–1698] The duct of Wirsung.

Hoffmann's violet [August Wilhelm *Hoffmann*, German chemist, 1818–1892]. Dahlia.

hog-cholera (hog-kol'er-ah). See under *cholera*.

holadin (hol'ad-in) [Gr. ὅλος entire + ἀδήν gland]. A proprietary preparation of the entire pancreas, used in cases of imperfect digestion. It is sold in 3 gr. capsules.

holagogue (hol'ag-og) [Gr. ὅλος whole + ἀγωγός leader] A medicine capable of expelling all disease humors, a drastic or radical remedy.

holarrhenin (hol-ar e'nin). An alkaloid, $C_{24}H_{38}N_2O$, from various species of *Holarrhena;* a cardiac poison

holarthritis (hol-ar-thri'tis). Same as *hamarthritis*.

Holden's line (hōl'denz) [Luther *Holden*, English surgeon, 1815–1905]. See *line*.

holding method (hōl'ding) See under *method*.

holgin (hol'jin) An antiseptic compound of menthol, 1 part, formaldehyd, 17.5 parts, and methyl alcohol, 81 5 parts.

hollow-back (hol'o-bak). See *lordosis*.

hollow-horn (hol'o-horn). A disease of cattle, characterized by leanness, general debility, coarse hair, and scurviness.

Holmgren's test (holm'grenz) [A. C. *Holmgren*, Swedish physiologist, 1831–1897]. See under *tests*.

holmium (hol'me-um). One of the rare earths, symbol Ho, atomic weight 163 5

holoacardius (hol-o-ah-kar'de-us) [Gr ὅλος entire + *a* neg. + καρδία heart]. A monster-fetus with a completely closed body, but lacking a heart.

holoblastic (hol-o-blas'tik) [Gr. ὅλος entire + βλαστός germ]. A term applied to the ova of certain animals in which the entire egg undergoes segmentation, and nearly all the yolk goes to the formation of the germ.

holocain (hol-o-ka'in) A crystalline base, phenetidyl acetphenetidin, $C_2H_5O.C_6H_4.NH.C.(CH_3).N.C_6H_4(OC_2H_5)$, nearly allied to phenacetin; its hydrochlorid is a local anesthetic and antiseptic, and is used like cocain It is an active convulsant poison **h. hydrochlorid**. See *phenacain*.

holocephalic (hol"o-sef-al'ik) [Gr. ὅλος whole + κεφαλή head] Having the head entire: said of a monster-fetus.

holocrine (hol'o-krin) [Gr. ὅλος whole + κρίνειν to separate] Wholly secretory a term applied to glands in which entire secretory cells are cast off and after disintegration form part of the secretion, as the sebaceous glands. See *merocrine*.

holodiastolic (hol"o-di-as-tol'ik) [Gr. ὅλος entire + *diastole*]. Pertaining to the entire diastole.

hologamy (hol-og'am-e) [Gr ὅλος whole + γάμη marriage]. The condition in which the gametes are of the same size and structural type as the somatic cells.

holomastigote (hol-o-mas'tig-ōt) [Gr. ὅλος whole + μάστιξ lash]. Having numerous flagella scattered over the body.

holomorphosis (hol-o-mor-fo'sis) [Gr. ὅλος whole + μόρφωσις formation]. The complete regeneration of a lost part.

holomyerial (hol"o-mi-e're-al). A type of arrangement of the muscular system in the Nematoda. The muscle-cells are small, numerous, close together, and form a band below the cuticle.

holophytic (hol-o-fit'ik) [Gr. ὅλος whole + φυτόν plant]. Having the characters of a plant said of certain protozoa.

holopon (hol'o-pōn). An aqueous extract containing the total opium alkaloids (10 per cent strength) free from colloids and other insoluble matter. It is suitable for injection.

holorachischisis (hol"or-a-kis'kis-is) [Gr. ὅλος entire + ῥάχις spinal column + σχίσις cleft]. Fissure of the entire spinal cord.

holoschisis (hol-os'kis-is) [Gr ὅλος entire + σχίσις cleft] Same as *amitosis*.

holosystolic (hol"o-sis-tol'ik) [Gr ὅλος entire + *systole*]. Pertaining to the entire systole.

holotetanus (hol-o-tet'an-us) [Gr. ὅλος whole + *tetanus*] General tetanus.

Holothyrus (hol-o-thi'rus) A genus of ticks. *H coccinel'la*, of Mauritius, is found on geese, and is poisonous to human subjects, causing a painful swelling of the tongue and throat.

holotonia (hol-o-to'ne-ah) [Gr ὅλος whole + τόνος tension] Muscular spasm of the whole body.

holotonic (hol-o-ton'ik). Affected with holotonia.

holotrichous (hol-ot'rik-us) [Gr. ὅλος whole + θρίξ hair]. Covered with cilia.

holotropy (hol-ot'ro-pe) [Gr ὅλος whole + τρόπη a turning]. The position of an organ in relation to the whole body.

holozoic (hol-o-zo'ik) [Gr. ὅλος whole + ζῷον animal] Having all its characters those of an animal. Cf *holophytic*

Holthouse's hernia (holt'howz-es) [Carsten *Holthouse*, English surgeon, 1810–1901]. See *hernia*.

holzin (hol'zin). A preparation containing menthol, formaldehyd, and methyl alcohol given by inhalation for tuberculosis.

holzinol (hol'zin-ol) A disinfectant containing formaldehyd, 2 parts, menthol, 40 parts; and methyl alcohol, 58 parts

homalocephalus (hom"al-o-sef'al-us) [Gr. ὁμαλός level + κεφαλή head]. Flat-headed.

homalography (hom-al-og'raf-e) [Gr. ὁμαλός level + γράφειν to write]. The study of anatomy by means of plane sections of the parts.

Homalomyia (ho"mal-o-mi'e-ah). A genus of flies whose maggots sometimes infest the human intestine.

homatropin (ho-mat'ro-pin). A mydriatic alkaloid, $C_{16}H_{21}NO_3$, or tropin mandelate, obtained by the condensation of tropin and mandelic acid. It is slightly soluble in water, and is used to produce dilatation of the pupil and paralysis of accommodation for the purpose of examining the interior of the eye and determining its refraction. Dose, ¼ gr (0 022 gm.); **h. hydrobromid**, $C_{16}H_{21}O_3N$ HBr. Dose, $\frac{1}{120}$ gr. (0.0005 gm.).

homaxial, homaxonic (ho-mak'se-al, ho-mak-son'ik). Having the axes all similar· said of cocci that grow alike in all directions of space.

Home's lobe [Sir Everard *Home*, English surgeon, 1763–1832]. See *lobe*.

homeo-, homœo- (ho'me-o-) [Gr. ὅμοιος like]. A prefix denoting similarity.

homeocyte (ho-me'o-sīt) [Gr. ὅμοιος like + κύτος cell]. Same as *lymphocyte*.

homeomorphous (ho"me-o-mor'fus) [*homeo-* + Gr. μορφή form]. Of like form and structure.

homeo-osteoplasty (ho"me-o-os'te-o-plas-te) [Gr. ὅμοιος like + ὀστέον bone + πλάσσειν to mold]. The surgical implantation of a piece of a bone similar to the grafted bone.

homeopath (ho'me-o-path). Homeopathist.

homeopathic (ho"me-o-path'ik). Pertaining to homeopathy.

homeopathist (ho-me-op'ath-ist). One who practises homeopathy.

homeopathy, homœopathy (ho-me-op'ath-e) [Gr ὅμοιος like + πάθος disease]. A system of therapeutics "founded by Samuel Christian Fredrich Hahnemann (1755–1843) based on the following theories: first, the doctrine of signatures, namely, that diseases are curable by those drugs which produce effects on the body similar to the symptoms of the disease (*similia similibus curantur*); second, that the effects of drugs is increased by giving them in minute doses, which are to be obtained by carrying dilution or trituration to an extreme limit; third, the notion that most chronic diseases are only a manifestation of suppressed itch or 'psora'" (Garrison, History of Medicine).

homeoplasia (ho"me-o-pla'ze-ah) [Gr. ὅμοιος like + πλάσσειν to form]. The formation of new tissue like that adjacent to it and normal to the part.

homeoplastic (ho"me-o-plas'tik). Resembling the structure of adjacent parts.

homeotherapy (ho"me-o-ther'ap-e) [Gr. ὅμοιος like + θεραπεία treatment]. Treatment of disease with a substance similar to but not the same as the causative agent of the disease.

homeothermal (ho-me-o-ther'mal) [Gr. ὅμοιος alike + θέρμη heat]. Same as *homothermal*.

homeotransplant (ho"me-o-trans'plant). A piece of tissue taken from one individual and transplanted into another individual of the same species.

homeotransplantation (ho"me-o-trans-plan-ta'shun) [Gr. ὅμοιος like + *transplantation*]. Transplantation of tissue from one individual to another of the same species.

homeotypical (ho"me-o-tip'ik-al) [Gr. ὅμοιος alike + τύπος type]. Resembling the normal or usual type. The term is applied to the second miotic division of the germ cells.

homergy (hom'er-je) [Gr. ὁμός same + ἔργον work]. Normal metabolism.

home-sickness (hōm'sik-nes). Intense longing for home; nostalgia.

homiculture (hom'e-kult-ūr) [L. *ho'mo* man + *cultu'ra* culture]. The stirpiculture of the human species.

homigrade thermometer (hom'ig-rād). See *thermometer*.

homo-. A prefix in chemical names indicating the addition of one CH_2 group to the main compound.

homo-arecolin (ho"mo-ar-ek'o-lin). A yellowish liquid, $C_7H_{10}(C_2H_5)NO_2$, the ethyl ether of arecaidin. Its hydrobromid, a colorless, crystalline body, is an anthelmintic.

homocentric (ho-mo-sen'trik) [Gr. ὁμός same + κέντρον center]. Having the same center or focus.

homocerebrin (ho-mo-ser'e-brin) [Gr. ὁμός equal + *cerebrin*]. A principle like cerebrin from the brain substance.

homochelidonin (ho"mo-kel-id-on'in). A crystalline alkaloid, $C_{21}H_{23}NO_5$, from *Chelidonium majus* and other plants. It occurs in three forms, alpha, beta, and gamma.

homochronous (ho-mok'ro-nus) [Gr. ὁμός same + χρόνος time]. Occurring at the same age in successive generations.

homocinchonicin (ho"mo-sin-kon'is-in). An alkaloid prepared by heating homocinchonidin sulphate.

homocinchonidin (ho"mo-sin-kon'id-in). An alkaloid, $C_{19}H_{22}ON_2$, from cinchona.

homocinchonin (ho-mo-sin'ko-nin). An alkaloid, $C_{19}H_{22}ON_2$, from cinchona, isomeric with cinchonin.

homocladic (ho-mo-klad'ik) [Gr. ὁμός same + κλάδος branch]. Formed between twigs of the same artery: said of such an anastomosis.

homococain (ho-mo-ko'ka-in). Same as *cocaethylin*.

homocyclic (ho-mo-sik'lik). Having a ring nucleus all of whose members are atoms of the same element.

homodesmotic (ho"mo-des-mot'ik) [Gr. ὁμός single + δεσμός bond]. Joining similar parts of the central nervous system. See under *fiber*.

homodont (ho'mo-dont) [Gr. ὁμός same + ὀδούς tooth]. Having the teeth all alike throughout, as in some of the lower vertebrates. Cf. *heterodont*.

homœo-. See *homeo-*.

homo-eroticism (ho"mo-e-rot'is-izm). Eroticism directed toward a person of the same sex, especially when the rôle assumed by the affected person is passive.

homoflemingin (ho"mo-flem-in'jin). A principle obtainable from *Flemin'gia grahamia'na*. See *waras*.

homogametic (ho"o-gam-et'ik). Having but one class of gametes

homogeneization (ho-mo-je"ne-iz-a'shun). The act or process of rendering homogeneous

homogeneous (ho-mo-je'ne-us) [Gr. ὁμός same + γένος kind]. Of the same kind or of a uniform quality throughout.

homogenesis, homogeny (ho-mo-jen'es-is, ho-moj'en-e) [Gr. ὁμός same + γένεσις production]. The reproduction of the same process in each generation.

homogentisic acid (ho"mo-jen-tis'ik). See *acid*.

homoglandular (ho-mo-glan'du-lar). Pertaining to the same gland.

homograft (ho'mo-graft). A graft taken from another person

homohemotherapy (ho"mo-hem-o-ther'ap-e). Treatment by injecting blood from another human being.

homoio-. See *homeo-*.

homoioplasia (ho-moi-o-pla'se-ah). Homeoplasia.

homoiopodal (ho-moi-op'o-dal) [Gr. ὅμοιος like + πούς foot]. Having processes of one kind only: said of nerve-cells.

homoiothermal (ho-moi-o-ther'mal). Homothermal.

homolateral (ho-mo-lat'er-al). On the same side.

homologen (ho-mol'o-jen). See under *homologue*.

homologous (ho-mol'o-gus) [Gr. ὁμός same + λόγος relation]. Of similar structure or situation, but not necessarily of similar function.

homologue (hom'ol-og). 1. Any homologous organ or part; an organ similar in structure to another organ. 2. In chemistry, one of a series of compounds, each of which is formed from the one before it by the addition of a constant element. Called also *homologen*.

homology (ho-mol'o-je) [Gr. ὁμός same + λόγος relation]. The quality of being homologous; the morphologic identity of corresponding parts; structural similarity due to descent from a common form.

homolysin (ho-mol'is-in). See *hemolysin*.

homomartonite (ho-mo-mar'to-nīt). See *methyl ethyl ketone*.

homomorphic (ho-mo-mor'fik). Having synaptic chromosome mates of similar size and form

homomorphosis (ho"mo-mor-fo'sis) [Gr. *ὁμός* same + *μόρφωσις* formation]. Replacement of a lost part by a similar part.

homonomous (ho-mon'o-mus) [Gr. *ὁμός* same + *νόμος* law]. Subject to the same law.

homonymous (ho-mon'im-us) [Gr. *ὁμός* same + *ὄνυμα* name]. Having the same or a corresponding sound or name; having a correlation of parts or places.

homopiperonal (ho"mo-pip-er'o-nal). A fragrant substance, in white, flaky crystals, closely resembling piperonal· antipyretic and antiseptic.

homoplastic (ho-mo-plas'tik) [Gr. *ὁμός* same + *πλάσσειν* to form]. Noting a transplantation of a part to an abnormal place in the same organism.

homoplasty (ho'mo-plas-te) [see *homoplastic*]. Operative replacement of lost parts or tissues by similar parts from the same person or from an individual of the same species.

homoquinin (ho-mo-kwin'in). An alkaloid, $C_{39}H_{46}O_4N_4\ 4H_2O$, formed by the union of cuprein and quinin.

homorenon hydrochlorid (ho-mo-re'non). A crystalline compound, ethylamino-acetopyrocatechin hydrochlorid, $C_6H_3(OH)_2.CO\ CH_2\ NH_2.C_2H_5.HCl$ used like adrenalin.

homorganic (hom-or-gan'ik) [Gr. *ὁμός* same + *ὄργανον* organ]. Produced by the same or by homologous organs.

homosaligenin (ho"mo-sal-ij'e-nin). Methyl saligenin, $CH_3.C_6H_3(OH).CH_2OH$.

homosexual (ho-mo-seks'u-al). Directed toward a person of the same sex.

homosexuality (ho"mo-seks-u-al'it-e) [Gr. *ὁμός* same + *sexuality*]. Sexual perversion toward those of the same sex.

homosporous (ho-mos'po-rus) [Gr. *ὁμός* same + *σπόρος* seed]. Having only one kind of spores.

homostimulant (ho-mo-stim'u-lant) [Gr. *ὁμός* same]. Stimulating the same organ from which it is derived, said of an extract from an organ which, on injection into the body, stimulates the same organ from which it is derived.

homostimulation (ho"mo-stim-u-la'shun). Treatment by a homostimulant.

homothermal, homothermic (ho-mo-ther'mal, -mik) [Gr *ὁμός* same + *θέρμη* heat] Maintaining a uniform bodily temperature said of warm blood animals, *i. e*, mammals and birds.

homotonic (ho-mo-ton'ik) [Gr. *ὁμός* same + *τόνος* tone]. Of a uniform course or tension.

homotransplant (ho-mo-trans'plant). A piece of tissue taken from an individual and transplanted into another place in the same individual

homotransplantation (ho"mo-trans-plan-ta'shun). The making of a homotransplant.

homotropism (ho-mot'ro-pizm) [Gr. *ὁμός* same + *τροπή* turning]. The property of cells to attract cells of a like order

homotype (hom'o-tīp) [Gr. *ὁμός* same + *τύπος* type]. A part that has a reversed symmetry with its fellow.

homozoic (ho-mo-zo'ik) [Gr. *ὁμός* same + *ζῷον* animal]. Pertaining to the same animal or same species.

homozygosis (ho"mo-zi-go'sis). The formation of a zygote by gametes belonging to the same strain.

homozygote (ho-mo-zi'gōt) [Gr. *ὁμός* same + *zygote*]. An individual which, with regard to some one or all of its characters, has received like contributions from both of its parents.

homozygous (ho-mo-zi'gus). Derived from like zygotes or germ-cells; pure bred.

honey (hun'e). See *mel*.

honorarium (hon-o-ra're-um), pl. *honora'ria* [L.]. A physician's professional fee.

honthin, hontin (hon'thin, hon'tin). A light brown, tasteless powder, a combination of tannin with albumin and keratin. It is insoluble in water, but partly soluble in alcohol: used as an intestinal astringent. Dose, 4–7½ gr. (0.26–0.5 gm.).

hoof (hoof). The hard, horny casing of the foot or ends of the digits of many animals. **curved h.**, a condition in which the hoof has the wall of one side concave and the other convex. **dished h.**, a hoof which is concave from the coronet to the plantar surface. **false h.**, the hoof of an unused digit. **ribbed h., ringed h.**, a condition in which the wall of a horse's hoof is marked by ridges running parallel with the coronary margin.

hoof-bound. Dryness and contraction of a horse's hoof, causing lameness. Called also *contracted foot* and *contracted heel*.

hook (hook). A curved instrument used for traction or for holding. **blunt h.**, an instrument for exercising traction upon the fetus in certain cases of breech presentation. **Bose's h's**, small hooks used in tracheotomy. **fixation h.**, a hook for fixing a part. **Malgaigne's h's**, two pairs of hooks connected by a screw for approximating the pieces of a broken patella. **Pajot's h.**, a hook for decapitating the fetus. **squint h.**, a hook for stretching an eye tendon in tenotomy. **tracheotomy h.**, a hook for use in tracheotomy. **Tyrrell's h.**, a slender hook used in eye surgery.

hookworm (hook'werm). A worm of the family Strongylidæ, parasitic in the intestine of man. **American h.** See *Necator*. **h. disease.** See *ankylostomiasis*. **h. of the dog.** See *Uncinaria*. **European h.** See *Ankylostoma*.

hoolamite (hoo'lam-īt). A chemical detector for carbon monoxid. It contains fuming sulphuric acid, iodin pentoxid, and powdered pumace. It changes from light gray to a green under the influence of carbon monoxid.

Hooper's pills (hoo'perz) [John *Hooper*, English apothecary of the eighteenth century]. See under *pill*.

hooping-cough (hoop'ing-kof). See *whooping-cough*.

hoose (hooz). A disease of sheep caused by the presence of *Strongylus filaria* in the lungs, and marked by cough, dyspnea, anorexia, and constipation. Called also *sheep cough*.

hoove, hooven (hoov, hoo'ven). See *hoven*.

Hoover's sign (hoo'verz) [Charles F. *Hoover*, American physician, born 1865]. See *sign*.

hop (hop). An urticaceous twining plant, *Hu'mulus lu'pulus*. See *hops*.

hopcalite (hop'kal-īt). A catalytic gas mask absorbent for carbon monoxid.

Hope's mixture [John *Hope*, English physician, 1725–1786]. See under *mixture*.

Hoplopsyl'lus anom'alus. The species of flea found in the ground squirrels of California.

hopogan (ho'po-gan). Magnesium peroxid, a white, tasteless, odorless powder, nearly insoluble in water. It contains 7.15 per cent. of active oxygen and is intended for internal use.

Hoppe-Seyler's test (hop-e-si'lerz) [Ernst Felix Immanuel *Hoppe-Seyler*, German chemist, 1825–1895] See under *tests*.

hops (hops) [L. *hu'mulus* or *lu'pulus*]. The strobiles, or spikes, of the hop-plant, *Hu'mulus lu'pulus*. They contain lupulin, tannin, and humulin, and are sedative and tonic. They are employed as a local anodyne, and are given in dyspepsia, genito-urinary irritation, and delirium tremens. Dose of fluidextract, 5–15 min. (0.333–1 c.c.); of oleoresin, 2–5 min. (0.133–0.333 c.c.); of tincture, ½–2 dr. (2–4 c.c.); of extract, 5–10 gr. (0.333–0.666 gm.).

hop-trefoil. See *Ptelea*.

Hor. decub. Abbreviation for L. *ho'ra decu'bitus*, at bedtime.

hordein (hor'de-in) [L. *hordeum*, barley]. A simple native protein from barley, a prolamin insoluble in water, but soluble in 80 per cent. alcohol.

hordenin (hor-de'nin). A colorless, crystalline alkaloid, para-oxyphenyl-ethyl-dimethylamin, $OH.C_6H_4.CH_2\ CH_2.N(CH_3)_2$, from barley. It is a methylated form of paraoxyphenyldimethylethylamin from tyrosin. It has been used in diarrhea and typhoid fever and as a heart tonic.

hordeolum (hor-de'o-lum) [L. "barley-corn"]. See *sty*.

hordeum (hor'de-um), gen. *hor'dei* [L.]. See *barley*. **h. decortica'tum**, pearl barley; the husked grain of barley.

horehound, hoarhound (hōr'hownd). The labiate plant, *Marru'bium vulga're*, also its leaves and tops (L. *marru'bium*) useful in coughs and dyspnea and as a vermifuge. Dose of fluidextract, 1–2 dr. (4–8 c.c.).

Hor. interm. Abbreviation for L. *ho'ris interme'diis*, at the intermediate hours.

horismascope (ho-ris'mas-kōp). A variety of albumoscope consisting of a U-shaped tube, one arm of which is of small caliber and has a funnel-like top, the other arm being of larger caliber and having a black area against which traces of albumin may be seen.

horizocardia (hor-i-zo-kar'de-ah) [Gr. *ὁρίζων* horizon + *καρδία* heart]. A horizontal position of the heart

hormion (hor'me-on) [Gr. *ὅρμος* chaplet]. The median anterior point of the spheno-occipital bones.

Hormoden'drum fontoynon'ti. A fungus occurring in the scales of hodi-potsy.

hormonadin (hor-mon'ad-in) A proprietary preparation of the internal secretion of the pancreas

hormonal (hor'mo-nal). A proprietary organotherapeutic preparation (peristaltic hormone) for the stimulation of intestinal peristalsis It consists of a liquid extract taken from the spleen of an animal killed at the height of digestion Dose, 5 fl.dr. (20 c.c) by intravenous or intramuscular injection.

hormone (hor'mōn) [Gr. *ὁρμάνειν* to excite or arouse] A chemic substance produced in an organ, which, being carried to an associated organ by the blood-stream, excites in the latter organ a functional activity **cardiac h.** See *sinus h* **chromaffin h.**, epinephrin. **disassimilatory h.**, a hormone which produces increased disassimilation and increase of normal activity in tissues. **h. hunger.** See under *hunger*. **Langerhansian h.**, the internal secretion of the pancreas, supposed to be formed in the islands of Langerhans, and to influence the metabolism of sugar **peristaltic h.** See *hormonal*. **sex h. (female)**, a hormone found in the liquor folliculi of the ovary which will induce the estrual cycle in an ovariectomized animal **sinus h.**, a substance given off by the beating sinus of a frog's heart which seems to be a physiologic tonic to the heart. When added to an isolated heart the force of the beat is strengthened, the rate of a slowly beating heart is increased, and beating may even be re-established in a heart which has ceased to beat.

hormonic (hor-mon'ik). Pertaining to or acting as a hormone; having the exciting influence of a hormone.

hormonogenesis (hor"mon-o-jen'es-is). Hormonopoiesis.

hormonogenic (hor"mon-o-jen'ik). Forming hormones.

hormonology (hor-mo-nol'o-je). The science of hormones or of internal secretions.

hormonopoiesis (hor"mo-no-poi-e'sis). The production of hormones.

hormonopoietic (hor-mo-no-poi-et'ik) [*hormone* + Gr. *ποιεῖν* to make]. Forming or elaborating hormones, said of glands.

hormopoiesis (hor"mo-poi-e'sis). Hormonopoiesis.

hormopoietic (hor"mo-poi-et'ik). Forming hormones.

hormotone (hor'mo-tōn). A proprietary mixture of extracts from the thyroid, pituitary, ovary, and testes. used in menopause disturbances and in neurasthenia.

horn (horn) [L. *cor'nu*]. 1 A cutaneous horny outgrowth. 2. One of the three chief parts of the lateral ventricle—anterior, posterior, or middle. 3. One of the gray columns of the spinal cord. See *cornu*. 4. An extension of the pulp chamber of a tooth toward a cusp **h. of Ammon.** See *hippocampus*. **cicatricial h.**, a hard, dry outgrowth from a cicatrix, commonly scaly and very rarely osseous. **h. of the clitoris**, an occasional formation of a horny mass, resembling a talon, under the prepuce of the clitoris **nail-h.**, an overgrown toe-nail or finger-nail, chiefly of neglected and bed-ridden patients **h. of pulp**, the pulp tissue in the horn of the pulp chamber. **sebaceous h.**, a hard outgrowth of the contents of a sebaceous cyst. **warty h.**, a hard and pointed outgrowth from a wart.

hornskin (horn'skin). Animal skin or hide, dried and varnished· used in orthopedic surgery.

horny (hor'ne). Having the nature and appearance of horn.

horopter (ho-rop'ter) [Gr. *ὅρος* limit + *ὁπτήρ* observer] The sum of all points seen single in binocular vision with the eyes fixed (Aguilonius, 1613).

horopteric (hor-op-ter'ik). Pertaining to a horopter.

horripilation (hor"ip-il-a'shun) [L. *horripila'tio*]. Cutis anserina, or goose-flesh; the erection of the hairs.

horse-chestnut. See *Æsculus*.

horsemint. See *Monarda*.

horsenettle. See *Solanum*.

horse-power. A unit of work, being 33,000 pounds lifted one foot in one minute

horse-pox (hors'poks). Modified small-pox occurring in the horse

horse-radish (hors'rad-ish) See *Cochlearia*.

horse-sickness (hors-sik'nes). An infectious disease of horses and mules in South Africa, marked by serous exudations. Called also *Pferderpest*.

horseweed (hors'wēd). See *Collinsonia*.

horsine (hors'in). The muscle plasm of horses, recommended for use in tuberculosis.

Horsley's putty or **wax** (hors'lēz) [Sir Victor *Horsley*, English surgeon, 1857–1916]. See *wax*.

Hor. un. spatio. Abbreviation for L. *ho'ræ uni'us spa'tio*, at the end of an hour.

H_2OsO_4. Osmic acid.

hospital (hos'pit-al) [L. *hospital'ium; hos'pes* host, guest]. An institution for the treatment of the sick. **banian h.**, a hospital for animals. **base h.**, a hospital unit within the line of communication of the army, usually in a permanent building, designed for the reception of wounded and other patients received via the field hospitals from the front, and for cases originating within the line of communication itself. **camp h.**, an immobile military unit organized and equipped for the care of the sick and wounded in camp, in order to prevent immobilization of field hospitals or other mobile sanitary organizations **cottage h.**, a small hospital not having a resident staff, also a hospital consisting of a number of detached cottages. **evacuation h.**, a mobile advance hospital unit within the line of communication, designed to take over the functions of field hospitals when they move away with their divisions and to supplement base hospitals in their functions. **field h.**, a portable military hospital, manned by

non-commissioned officers and men, located beyond the zone of conflict, 3–4 miles beyond the dressing stations, designed to shelter and care for wounded brought in by ambulance companies until they can be transported to the line of communications.

hospitalism (hos'pit-al-izm). 1. The morbid conditions due to the assembling of diseased persons in a hospital. 2. A morbid habit of attending hospital dispensaries as a patient.

hospitalization (hos"pit-al-iz-a'shun). The removal of patients to a hospital where they can receive proper treatment.

host (hōst) [L. *hos'pes*]. Any animal or plant upon which another organism lives parasitically. **definitive h., final h.**, the animal in which a parasite undergoes its sexual life. **intermediary h.**, the animal in which a parasite passes its larval existence.

Hotchkiss's operation [Lucien W. *Hotchkiss*, surgeon in New York, 1859–1926] See *operation*

hot-cross-bun head. See under *head.*

Hottentot apron. See under *apron.* **H. bustle.** See *steatopyga.*

hottentotism (hot'en-tot-izm). An exaggerated form of stuttering.

hough (hok). Same as *hock.*

Houghton's test (how'tonz) [E. M. *Houghton*, American physician, born 1867]. See under *tests.*

hour-glass contraction (owr'glas). See under *contraction.*

housemaids' knee (hows'mādz ne). See *knee.*

house-prevalence. The non-epidemic occurrence of several cases of the same disease in the same hospital.

house-staff (hows'staf). The resident physicians and surgeons of a hospital.

house-surgeon (hows-sur'jun). A resident surgeon in a hospital.

Houston's valve [John *Houston*, Irish surgeon, 1802–1845]. See *valve*

hoven (ho'ven). A kind of indigestion in cattle and sheep, marked by an abnormal collection of gas in the first stomach. Called also *hoove, hooven,* and *bloat.*

Hovius's canal (ho've-us) The canal of Fontana.

Howard's method (how'ards) [Benjamin Douglas *Howard*, physician in New York, 1840–1900]. See under *respiration, artificial.*

Howell's bodies (how'elz) [William Henry *Howell*, American physiologist, born 1860] See under *body.*

Howell-Jolly bodies. Howell's bodies

Howship's lacunæ, symptom (how'ships) [John *Howship*, English surgeon, died 1841]. See *lacuna* and *symptom.*

H. p. n. Abbreviation for L. *haus'tus pur'gans nos'ter*, our own purgative draft.

HPO_3. Metaphosphoric acid.

H_3PO_2. Hypophosphorous acid.

H_3PO_3. Phosphorous acid.

H_3PO_4. Orthophosphoric acid.

$H_4P_2O_6$. Hypophosphoric acid.

$H_4P_2O_7$. Pyrophosphoric acid.

H. S. Abbreviation for *house surgeon.*

H. s. Abbreviation for L. *ho'ra som'ni*, at bedtime.

H_2S. Hydrogen sulphid.

H_2SiO_3. Metasilicic acid.

H_4SiO_4. Orthosilicic acid.

H_2SO_3. Sulphurous acid.

H_2SO_4. Sulphuric acid.

Ht. The symbol for *total hypermetropia.*

htone na (hut-to'ne-nah). A peripheral neuritis of malarial origin occurring in Burma.

Huchard's disease, serum, sign (e-sharz') [Henri *Huchard*, physician in Paris, 1844–1910]. See under *disease, serum,* and *sign.*

Hueck's ligament (heks) [Alexander Friedrich *Hueck*, German anatomist, 1802–1842]. See under *ligament.*

Hueter's bandage, sign (he'terz) [Karl *Hueter*, German surgeon, 1838–1882] See *bandage, sign.*

Hufeland's powder (hoof'a-lants) [Christoph Wilhelm *Hufeland*, Berlin physician, 1762–1836]. See under *powder.*

Huguenin's edema (e-gen-az') [Gustave *Huguenin*, Swiss psychiatrist, born 1841] See *edema.*

Huguier's canal, etc. (e-ge-āz') [Pierre Charles *Huguier*, French surgeon, 1804–1873]. See *canal,* etc.

hum, venous. A continuous blowing, singing, or humming murmur heard on auscultation over the right jugular vein in anemia, chlorosis, and occasionally in health Called also *bruit de diable* and *humming-top murmur.*

humagsolan (hu-mag'so-lan) A proprietary hydrolyzed keratin preparation given with the food for the purpose of promoting the growth of hair.

humanol (hūm'an-ol) Fluid human fat used to prevent the formation of adhesions in operations upon tendons and nerves

humectant (hu-mek'tant). 1. Moistening. 2. A diluent medicine.

humectation (hu-mek-ta'shun). The act of moistening.

humeral (hu'mer-al) [L. *humera'lis*]. Of or pertaining to the humerus.

humeroradial (hu"mer-o-ra'de-al). Pertaining to the humerus and the radius.

humeroscapular (hu"mer-o-skap'u-lar). Pertaining to the humerus and the scapula.

humero-ulnar (hu"mer-o-ul'nar). Pertaining to the humerus and the ulna.

humerus (hu'mer-us) [L.] The bone that extends from the shoulder to the elbow.

humic acid (hu'mik). See *acid.*

humidity (hu-mid'it-e) [L. *humid'itas*]. The degree of moisture, especially of that in the air. **absolute h.**, the actual amount of vapor in the atmosphere expressed in grains per cubic foot. **relative h.**, the percentage of moisture in the air as compared to the amount necessary to cause saturation, which is taken as 100.

humin (hu'min). Same as *humic acid,* see under *acid.*

humor (hu'mor, yu'mor) [L.]. 1. Any fluid or semifluid of the body 2 Any chronic cutaneous disease **aqueous h.**, the fluid filling the anterior and posterior chambers of the eye in front of the lens. **crystalline h.**, the crystalline lens. See *lens.* **ocular h.**, any one of the humors of the eye, aqueous, crystalline, and vitreous. **vitreous h.**, the gelatinous matter that fills the posterior chamber of the eye behind the lens.

humoral (hu'mor-al). Pertaining to the humors of the body.

humoralism, humorism (hu'mor-al-izm, hu'mor-izm). The obsolete doctrine that all diseases arise from some change of the humors. See *humoral theory,* under *theory*

humulin (hu'mu-lin). 1. Lupulin. 2. A dry, concentrated preparation of hops.

humulus (hu'mu-lus), gen. *hu'muli* [L.]. See *hops.*

humus (hu'mus) [L.]. A dark mold of decayed vegetable tissue used therapeutically in certain forms of the bath.

hunchback (hunsh'bak). See *kyphosis.*

Hundstaupe (hoond'stow-pe). Dog distemper.

hunger (hun'ger). A craving for food. **air-h.**, a distressing dyspnea occurring in paroxysms, and often forerunning an attack of diabetic coma (Kussmaul, 1874). **chlorin-h.**, a desire for salt due to deficiency of chlorin in the blood. **h.-cure,**

the treatment of disease (as dyspepsia, syphilis, or cancer) by severe and rigid fasting; nestiatria. **h.-evil**, a condition in the horse marked by attacks of extreme hunger. **hormone h.**, deficiency in the supply to any organ of the special hormone on which its proper functionating depends.

Hunner's ulcer (hun'erz) [Guy *Hunner*, Baltimore surgeon]. See under *ulcer*

Hunt's atrophy, disease, neuralgia, phenomenon, syndrome [James Ramsay *Hunt*, neurologist in New York, born 1872]. See *atrophy, disease, neuralgia, phenomenon*, and *syndrome*.

Hunter's canal, etc. (hun'terz) [John *Hunter*, English anatomist and surgeon, 1728–1793]. See *canal*, etc.

hunterian chancre (hun-te're-an). See *chancre*.

Huntington's chorea (hunt'ing-tunz) [George *Huntington*, American physician, 1850–1916]. See *chorea*.

hunyadi jános (hoo"yah-de yah'nosh) [named for a heroic Magyar general, fifteenth century]. An aperient mineral water from Hungary. It contains sodium and magnesium sulphates, sodium carbonate, and sodium chlorid.

Huppert's disease (hoop'erts) [Hugo *Huppert*, Bohemian physician, 1832–1904]. Multiple myeloma

Huschke's canal, foramen, etc. (hoosh'-kēz) [Emil *Huschke*, German anatomist, 1797–1858]. See *canal, foramen*, etc.

Hutchinson's teeth (hutsh'in-sunz) [Sir Jonathan *Hutchinson*, English physician, 1828–1913]. See *tooth*.

Hutinel's disease (e-tin-elz') [Victor *Hutinel*, pediatrist in Paris, born 1849]. See *disease*.

Huxham's tincture (huks'hamz) [John *Huxham*, English physician, 1694–1768]. See *tincture*.

Huxley's layer (huks'lēz) [Thomas Henry *Huxley*, English physiologist and naturalist, 1825–1895]. See *layer*.

huygenian ocular (hi-je'ne-an) [Christian *Huygens*, a Dutch physicist, 1629–1695]. See *ocular*.

Hy. Abbreviation for *hypermetropia*

hyænanchin (hi-e-nang'kin). A highly poisonous bitter principle from *Hyænan'che globo'sa*, a euphorbiaceous plant of Africa.

hyalin (hi'al-in) [Gr. *ὕαλος* glass]. 1. A translucent albuminoid substance, one of the products of amyloid degeneration. 2. A substance composing the walls of hydatid cysts. **hematogenous h.** Same as *hematohyaloid*.

hyaline (hi'al-īn) [Gr. *ὕαλος* glass]. Pellucid or glassy, and transparent or nearly so.

hyalinosis (hi"al-in-o'sis). Hyaline degeneration.

hyalinuria (hi"al-in-u're-ah) [*hyalin* + *urine*]. The discharge of hyalin in the urine.

hyalitis (hi-al-i'tis). Inflammation of a hyaloid membrane or of the vitreous humor. **asteroid h.**, hyalitis marked by the presence of spherical or star-shaped bodies in the vitreous. **h. punc'ta'ta**, a form marked by the formation of small opacities. **h. suppurati'va**, a purulent inflammation of the vitreous humor of the eye.

hyalo-enchondroma (hi"al-o-en-kon-dro'mah). A chondroma of hyaline cartilage.

hyalogen (hi-al'o-jen) [*hyalin* + Gr. *γεννᾶν* to produce]. An albuminous substance occurring in cartilage, vitreous humor, etc., and convertible into hyalin.

hyaloid (hi'al-oid) [Gr. *ὕαλος* glass + *εἶδος* form]. Resembling glass.

hyaloidin (hi-al-oi'din). A carbohydrate radicle from mucoproteins. It resembles chondroitin, but contains no sulphuric acid.

hyaloiditis (hi"al-oid-i'tis). See *hyalitis*.

hyaloma (hi-al-o'mah) [Gr. *ὕαλος* glass + *-ωμα* tumor]. Colloid milium. See *milium*.

hyalomitome (hi"al-o-mit'ōm). Same as *hyaloplasm*.

Hyalomma (hi-al-om'ah) [Gr. *ὕαλος* glass + *ὄμμα* eye]. A genus of ixodin ticks. *H. ægyp'ticum* is a cattle tick of Africa, India, and southern Europe.

hyalomucoid (hi"al-o-mu'koid). The mucoid of the vitreous body.

hyalonyxis (hi"al-o-niks'is) [Gr. *ὕαλος* glass + *νύξις* pricking]. The act of puncturing the vitreous body.

hyalophagia (hi"al-o-fa'je-ah) [Gr. *ὕαλος* glass + *φάγειν* to eat]. The eating of glass.

hyalophagy (hi-al-of'aj-e). Hyalophagia.

hyalophobia (hi"al-o-fo'be-ah) [Gr. *ὕαλος* glass + *φόβος* fear]. Fear of glass.

hyaloplasm (hi'al-o-plazm) [Gr. *ὕαλος* glass + *πλάσμα* anything formed]. 1. The more fluid, finely granular substance of the cytoplasm of cells. Called *paraplasm, interfilar mass, paramitome, enchylema*, and *cytolymph* 2. The conducting medium of the axon. **nuclear h.**, karyolymph.

hyaloserositis (hi"al-o-se-ro-si'tis) [Gr. *ὕαλος* glass + *serum* + Gr. *-ιτις* inflammation] A form of inflammation of serous membranes marked by the formation of a fibrohyaline investment. **progressive multiple h.**, polyorrhomenitis.

hyalosome (hi-al'o-sōm) [Gr. *ὕαλος* glass + *σῶμα* body]. A structure resembling the nucleolus of a cell, but staining only slightly.

hyalotome (hi-al'o-tōm). See *paramitome*.

hybrid (hi'brid) [Gr. *ὕβρις* lewdness]. An animal or plant bred from two species

hybridism (hi'brid-izm). The state of being a hybrid, the production of hybrids.

hybridization (hi"brid-iz-a'shun) The production of hybrids; the development of hybrids.

hychlorite (hi-klo'rīt). A proprietary solution of chlorinated soda.

hyclorite (hi-klo'rīt). A solution of chlorinated soda.

hycol (hi'kol). A proprietary disinfectant and antiseptic preparation.

hycyan (hi-si'an). Mercury oxycyanid in tablet form: used for disinfecting.

hydantoin (hi-dan'to-in). A crystalline base, glycolyl urea, $CO\,NH.CH_2.CO.NH$, derivable from allantoin. **phenyl-ethyl-h.**, nirvanol

hydatid (hi-dat'id) [L. *hy'datis*, Gr *ὑδατίς*]. An echinococcus or the vesicle containing it. See under *cyst*. **h. of Morgagni**, the cyst-like remnant of the müllerian duct attached to an oviduct or testicle. See *appendix testis* and *appendix vasculosa*. **sessile h.**, the hydatid of Morgagni which is connected with the testicle. **stalked h.**, the hydatid of Morgagni which is connected with an oviduct

hydatidiform, hydatiform (hi-dat-id'if-orm, hi-dat'if-orm). Resembling a hydatid in form.

hydatidocele (hi-da-tid'o-sēl) [*hydatid* + Gr. *κήλη* tumor]. A tumor of the scrotum containing hydatids.

hydatidoma (hi-da-tid-o'mah). A tumor containing hydatids or one caused by hydatids.

hydatidosis (hi-dat-id-o'sis). Hydatid disease; infestation with echinococcus.

hydatidostomy (hi-dat-id-os'to-me) [*hydatid* + Gr. *στόμα* mouth]. The opening and draining of a hydatid cyst.

Hydatigera (hi-dat-ij'er-ah). A genus of tapeworms resembling Tænia, but with a massive rostellum without a neck and found mostly in the intestines of carnivorous animals. *H. infan'tis* has been reported from man in Argentine.

hydatism (hi'dat-izm) [Gr. *ὕδωρ* water]. The sound caused by the presence of fluid in a cavity.

hydatoid (hid'at-oid). 1. The aqueous humor. 2.

The hyaloid membrane. 3. Pertaining to the aqueous humor.

Hyde's disease (hīdz) [James Nevin *Hyde*, American dermatologist, 1840–1910]. Prurigo nodularis.

Hydnocar'pus wightia'na. A tropical tree. The oil from the seed resembles chaulmoogra oil and is used in the treatment of leprosy. *H. subfalca'ta*, *H. alcal'æ*, and other species yield a similar oil.

hydracetin (hi-dras'e-tin). Pyrodin acetylphenylhydrazin, $C_6H_5NHNH.CO.CH_3$: a derivative of acetic anhydrid and phenylhydrazin in colorless crystals. It is antirheumatic and antipyretic, but poisonous. Dose, ½–1½ gr. (0.05–0.1 gm.).

hydracid (hi-dras'id) See *haloid acid*, under *acid*.

hydradenitis (hi-drad-en-ī'tis). Same as *hidradenitis*.

hydradenoma (hi-drad-en-o'mah). Same as *hidradenoma*.

hydræmia. See *hydremia*.

hydraëroperitoneum (hi-dra"e-ro-per-it-o-ne'um) [Gr. *ὕδωρ* water + *ἀήρ* air + *peritoneum*]. A collection of water and gas in the peritoneal cavity.

hydragogin (hi-drag'o-jin). A compound of the tinctures of digitalis and strophanthus, containing also oxysaponin, scillitoxin, and scillipicrin; a strong hydragogue, diuretic. Dose, 10–15 min. (0.666–1 c.c.).

hydragogue (hi'drag-og) [Gr. *ὕδωρ* water + *ἄγειν* to lead]. 1. Producing watery discharges, especially from the bowels. 2. A cathartic which causes watery purgation.

hydramin, hydramine (hi-dram'in). An amin derived from a glycol in which one hydroxyl is replaced by an amino group.

hydramnion, hydramnios (hi-dram'ne-on, hi-dram'ne-os) [Gr. *ὕδωρ* water + *amnion*] Dropsy of the amnion; excess of the amniotic fluid.

hydramyl (hi'dram-il). Pentane, C_5H_{12}; a liquid hydrocarbon derived from petroleum: anesthetic.

hydranencephaly (hi"dran-en-sef'al-e). Internal hydrocephalus.

Hydrangea (hi-dran'je-ah). A genus of saxifrageaceous trees and shrubs The root of *H. arbores'cens* is diuretic. Dose of fluidextract, 30–60 min. (2–4 c.c.).

hydrangin (hi-dran'jin). A diuretic glucosid from *Hydran'gea arbores'cens*.

hydrarguent (hi-drar'gwent). A fatty ointment-base, especially adapted to the preparation of mercurial ointment.

hydrargyri (hi-drar'jir-i). The genitive case of L. *hydrar'gyrum*, mercury. See *mercury* **h. chlo'ridum corro'sivum.** See *mercuric chlorid* **g. chlo'ridum mi'te.** See *calomel*. **h. iodi'dum fla'vum.** See *mercurous iodid*. **h. iodi'dum ru'brum.** See *mercuric iodid, red*. **h. ox'idum fla'vum.** See *mercuric oxid, yellow*. **h. salicylas.** See *mercuric salicylate*.

hydrargyria (hi-drar-jir'e-ah) [see *hydrargyrum*]. Mercurial poisoning.

hydrargyrism (hi-drar'jir-izm). Mercurial poisoning; mercurialism.

hydrargyro-iodohemol (hi-drar"jir-o-i"o-do-he'mol). A therapeutic preparation of hemol, containing 12.35 per cent. of mercury and 28 per cent. of iodin.

hydrargyrol (hi-drar'jir-ol). Mercury paraphenylsulphonate, $C_6H_4.OH.SO_3Hg$: used as a substitute for corrosive sublimate. It is a brownish, crystalline substance, with the odor of gingerbread.

hydrargyroseptol (hi-drar"jir-o-sep'tol). A compound of mercury, chinosol, and common salt, $C_9H_6N.O.SO_3Hg+2NaCl$; antiseptic and antisyphilitic.

hydrargyrum (hi-drar'jir-um), gen. *hydrar'gyri* [Gr. *ὕδωρ* water + *ἄργυρος* silver]. Mercury or quicksilver. See *mercury*. **h. ammonia'tum,** ammoniated mercury. **h. chlo'ridum.** See *mercuric chlorid* and *calomel*. **h. cum cre'ta,** mercury with chalk used as a laxative. Dose, 4 gr. (0.25 gm.).

hydrarsan (hi-drar'san). A proprietary compound of phenacetin, mercuric chlorid, arsenic chlorid, and potassium iodid used in syphilis.

hydrarthrosis, hydrarthrus (hi"drar-thro'sis, hi-drar'thrus) [Gr. *ὕδωρ* water + *ἄρθρον* joint]. An accumulation of water in the cavity of a joint. **intermittent h.,** serous effusion into a joint occurring periodically.

hydrastin (hi-dras'tin). 1. A crystalline bitter alkaloid, $C_{21}H_{21}NO_6$, from *Hydrastis canadensis*. Dose, $\frac{1}{16}$–¼ gr (0.004–0.016 gm); of hydrochlorate or sulphate, $\frac{1}{16}$–¼ gr. (0.004–0.016 gm.); of concentration, ½–2 gr. (0.033–0.133 gm.). 2. A precipitate or concentration from hydrastis. Dose, 5–10 gr. (0.333–0.666 gm.).

hydrastinin (hi-dras'tin-in). An artificial alkaloid, $C_{11}H_{11}O_2N + H_2O$, prepared from the alkaloid hydrastin or from pyrocatechin used like ergot. Dose, $\frac{1}{12}$–⅛ gr. (0.0054–0.011 gm). **h. hydrochlorate,** a salt of hydrastinin, is used like ergot, but is more speedy in its action. Dose, 2–4 gr. (0.133–0.266 gm)

Hydrastis (hi-dras'tis). A genus of ranunculaceous plants. The rhizome and roots of *H. canaden'sis*, or goldenseal, contain the alkaloid hydrastin, and are tonic, cholagogue, and diuretic. It is given in dyspepsia, jaundice, constipation, gonorrhea, and catarrhs of the genito-urinary and nasal tracts. Dose of fluidextract (U. S. P.), 8–30 min (0.5–2 c.c.); of glycerite, 30–60 min. (2–4 c.c.); of tincture, 30–90 min. (2–6 c.c.); of extract, 8 gr. (0.5 gm.).

hydrastol (hi-dras'tol). A proprietary preparation of hydrastis.

hydrate (hi'drāt) [L. *hy'dras*]. 1. Any compound of a radical with H_2O. 2. Any salt or other compound that contains water of crystallization.

hydrated (hi'dra-ted) [L. *hydra'tus*]. Combined with water; forming a hydrate or a hydroxid.

hydration (hi-dra'shun). 1. The act of combining or causing to combine with water. 2. The condition of being combined with water.

hydraulics (hi-drawl'iks) [Gr. *ὕδωρ* water]. The branch of physics which treats of the action of liquids under physical laws.

hydrazin (hi'dra-zin). A colorless, gaseous diamin, H_2N-NH_2; also any member of a group of its substitution derivatives.

hydrazone (hi'dra-zōn). A compound formed from a sugar by the action of phenylhydrazin. It may be converted into an osazone by further treatment with phenylhydrazin.

hydremia (hi-dre'me-ah) [Gr. *ὕδωρ* water + *αἷμα* blood]. Excess of water in the blood; a condition in which the proportion of the serum in the blood to the corpuscles is excessive.

hydrencephalocele (hi-dren-sef'al-o-sēl) [Gr. *ὕδωρ* water + *encephalocele*]. A protrusion of the brain fissure inclosing part of a ventricle.

hydrencephalus (hi-dren-sef'al-us). The same as *hydrocephalus*.

hydrepigastrium (hi-drep-e-gas'tre-um) [Gr. *ὕδωρ* water + *epigastrium*]. A collection of fluid between the peritoneum and the abdominal muscles.

hydriatic, hydriatric (hid-re-at'ik, hid-re-at'rik) [Gr. *ὕδωρ* water + *ἰατικός, ἰατρικός* healing]. Pertaining to hydrotherapy.

hydriatrics (hi-dre-at'riks). Hydrotherapeutics.

hydriatrist (hi-dre-at'rist). A specialist in hydrotherapy.

hydric (hi'drik). Pertaining to or combined with hydrogen; containing replaceable hydrogen.

hydrid, hydride (hi'drid, hi'drīd) [Gr. *ὕδωρ* water]. Any compound of hydrogen with an element or radical.

hydriodate (hid're-o-dāt). A salt of hydriodic acid.

hydriodic acid (hid-re-od'ik). See under *acid.*

hydriodol (hi-dri'o-dol). Cypridol.

hydrion (hi-dri'on). Hydrogen ion.

hydro- [Gr. *ὕδωρ* water]. A prefix signifying some relationship to water or to hydrogen.

hydroa (hid-ro'ah). A skin disease marked by red, irregular patches on which form groups of vesicles. The disease is attended with intense itching, debility, and nervous symptoms. It is also called *dermati'tis herpetifor'mis* and *pem'phigus prurigino'sus*, and is also written *hidroa.* **h. æstiva'le.** Same as *h. puerorum* **h. febri'le,** herpes simplex. **h. gestatio'nis,** dermatitis herpetiformis occurring during pregnancy or the puerperium **h. puero'rum, h. vaccinifor'me,** a disease of children marked by the development of vesicles upon patches of erythema. The disease recurs every summer **h. vesiculo'sum,** herpes iris

hydro-adipsia (hi"dro-ah-dip'se-ah) [Gr. *ὕδωρ* water + *α* not + *δίψα* thirst]. Absence of thirst for water.

hydro-appendix (hi"dro-ap-en'diks). Distention of the vermiform appendix with a watery fluid.

hydrobilirubin (hi"dro-bil-e-ru'bin) [*hydro-* + *bilirubin*] A brownish-red pigment, $C_{32}H_{40}N_4O_7$, derivable from bilirubin by reduction It is believed to be identical with stercobilin and urobilin.

hydroblepharon (hi-dro-blef'ar-on) [Gr *ὕδωρ* water + *βλέφαρον* eyelid]. Edema of the eyelids

hydrobromate (hi-dro-bro'māt) Any salt of hydrobromic acid. See under *acid.*

hydrobromic acid (hi-dro-brōm'ik). See *acid.*

hydrocarbon (hi-dro-kar'bon) Any compound of hydrogen and carbon. The hydrocarbons are divided into groups according to the proportions of hydrogen and carbon contained in them, each one of the groups differing from the one before it by the addition of CH_2 **aromatic h's,** these include benzine (C_6H_6) and its homologues, phenyl (C_6H_5), and the univalent hydrocarbons, and naphthalene ($C_{10}H_8$) with its derivatives **bivalent h's,** the *olefins*, methylene, ethylene, propylene, etc. **fatty h's,** those that are fatty in nature, and include the *paraffins.* **saturated h's,** the paraffins, methane, ethane, propane, butane, pentane, hexane, and heptane **univalent h's,** the *alcohol radicals*, methyl, ethyl, propyl, etc.

hydrocele (hi'dro-sēl) [Gr. *ὕδωρ* water + *κήλη* tumor] A circumscribed collection of fluid, especially a collection of fluid in the tunica vaginalis of the testicle **cervical h.,** a serous dilatation of a persistent cervical cleft or duct, or sometimes of a deep cervical lymph-space. **h. col'li,** cervical hydrocele. **congenital h.,** hydrocele in the unobliterated canal between the peritoneal cavity and that of the tunica vaginalis **diffused h.,** a collection of fluid diffused in the loose connective tissue of the spermatic cord. **Dupuytren's h.,** bilocular hydrocele of the tunica vaginalis testis. **encysted h.,** one which occurs in cysts outside the cavity of the tunica vaginalis testis. **h. fœm'inæ,** an affection of the round ligament of the female resembling ordinary hydrocele. **funicular h.,** hydrocele of the tunica vaginalis of the spermatic cord in a space closed toward the testis and open toward the peritoneal cavity. **Gibbon's h.,** hydrocele with voluminous hernia. **hernial h.,** distention of the hernial sac with a fluid. **Maunoir's h.,** cervical hydrocele. **h. mulie'bris,** a watery dilatation of the canal of Nuck. **h. of neck,** a congenital lymphatic cyst of the neck. **Nuck's h.,** hydrocele fœminæ **scrotal h.,** a circumscribed collection of fluid in the scrotum. **h. spina'lis,** spina bifida.

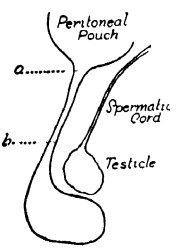

Anatomy of hydrocele (Morse).

hydrocenosis (hi"dro-sen-o'sis) [Gr *ὕδωρ* water + *κένωσις* emptying]. Removal of a dropsical fluid.

hydrocephalic (hi"dro-sef-al'ik). Pertaining to or affected with hydrencephalocele.

hydrocephalocele (hi"dro-sef'al-o-sel). See *hydrencephalocele.*

hydrocephaloid (hi-dro-sef'al-oid) 1 Resembling hydrocephalus. 2. A state resembling infantile hydrocephalus, but attended with depression of the fontanels. it follows diarrhea.

hydrocephalus (hi-dro-sef'al-us) [Gr *ὕδωρ* water + *κεφαλή* head]. A condition characterized by abnormal increase in the amount of cerebral fluid accompanied by dilatation of the cerebral ventricles The disease is marked by enlargement of the head, with prominence of the forehead, atrophy of the brain, mental weakness, and convulsions. **acute h.,** tubercular meningitis. **chronic h., congenital h., infantile h.,** a slowly progressing form occurring in infancy. **external h.,** dropsy of the subdural space **internal h.,** any fluid effusion within the ventricles of the brain. **primary h.,** chronic hydrocephalus **secondary h.,** hydrocephalus resulting from meningitis or obstruction of the venous outflow.

hydrocerin (hi-dro-se'rin). An ointment-base of wax, petrolatum, and water.

hydrochinon (hi-dro-kin'on) Dioxybenzene, $C_6H_4(OH)_2$, prepared by reducing quinone and other substances, It is a crystalline substance, soluble in 17 parts of cold water, and easily soluble in hot water, alcohol, and ether. It is antipyretic and antiseptic. It is used in gonorrhea, conjunctivitis, etc, in 1–3 per cent solution Dose, 5–30 gr. (0.333–2 gm.). Called also *paradioxybenzene*

hydrochinonuria (hi"dro-kin-o-nu're-ah). The presence of hydrochinon in the urine as a result of the administration of salol, resorcinol, phenol, or uva-ursi

hydrochlorate (hi-dro-klo'rāt). Any salt of hydrochloric acid.

hydrochloric acid (hi-dro-klo'rik). See *acid.*

hydrocholecystis (hi"dro-kol-e-sis'tis) [Gr. *ὕδωρ* water + *χολή* bile + *κύστις* bladder]. A dropsical inflation of the gall-bladder.

hydrocholesterol (hi"dro-ko-les'ter-ol). A reduced form of cholesterol.

hydrocinchonidin (hi"dro-sin-kon'id-in). A cinchona alkaloid, $C_{19}H_{24}ON_2$, isomeric with cinchonin.

hydrocinchonin (hi-dro-sin'ko-nin). Same as *cinchotin*

hydrocinnamic acid (hi"dro-sin-am'ik). See under *acid.*

hydrocirsocele (hi-dro-sir'so-sēl) [*hydro-* + *cirsocele*]. Hydrocele combined with varicocele.

hydrocollidin (hi-dro-kol'id-in) [*hydro-* + *collidin*]. A poisonous oily ptomain, $C_8H_{13}N$, from nicotin, decayed flesh, and from stale fish.

hydrocolpos (hi-dro-kol'pos) [Gr. *ὕδωρ* water + *κόλπος* vagina]. A retention-cyst of the vagina containing a watery fluid.

hydroconion (hi-dro-ko'ne-on) [Gr *ὕδωρ* water + *κόνις* dust]. An atomizer or vaporizer for throwing liquids in a fine spray.

hydroconquinin (hi-dro-kon'kwin-in). Hydroquinidin

hydrocoridin (hi-dro-ko-ri'din). A ptomain, $C_{10}H_{17}N$, produced by *Bacillus allii*.

hydrocotarnin (hi"dro-ko-tar'nin). A crystallizable base, $C_{12}H_{13}NO_3 + \frac{1}{2}H_2O$, from opium.

Hydrocotyle (hi-dro-kot'il-e) [Gr. *ὕδωρ* water + *κοτύλη* cup]. A genus of umbelliferous herbs. *H. asiat'ica* is serviceable in syphilis, leprosy, and skin diseases. Dose, 8–15 gr. (0.5–1 gm.).

hydrocupreidin (hi"dro-ku-pre'id-in) An artificial alkaloid, $C_{19}H_{24}O_2N_2 XH_2O$, isomeric with hydrocuprein and prepared by demethylating hydroquinidin.

hydrocuprein (hi-dro-ku'pre-in). An artificial alkaloid which can be prepared by demethylating dihydroquinin or by reducing cuprein It is $OH \cdot C_9H_5N.CHOH.C_5H_7N(CH_2)_2C_2H_5$. **ethyl h.** See *optochin*. **isoamyl h.**, eucupin. **iso-octyl h.**, vuzin **isopropyl h.**, cinchain. **methyl h.**, hydroquinin

hydrocyanic acid (hi"dro-si-an'ik). See under *acid*.

hydrocyst (hi'dro-sist) [Gr. *ὕδωρ* water + *κύστις* cyst]. A cyst with watery contents.

hydrocystoma (hi"dro-sis-to'mah) [Gr. *ὕδωρ* water + *κύστις* cyst + *-ωμα* tumor]. A cystic disease of the sweat-glands of the face, with lesions resembling boiled sago-grains embedded in the skin. It is frequently seen in washerwomen, laundresses, and those exposed to moist heat.

hydrodiascope (hi-dro-di'as-kōp) [Gr. *ὕδωρ* water + *διά* through + *σκοπεῖν* to see]. An instrument, resembling a pair of spectacles, used in the treatment of astigmatism.

hydrodictiotomy (hi"dro-dik-te-ot'o-me). An operation for displacement of the retina (R. Secondi).

hydrodiffusion (hi"dro-dif-u'zhun). Diffusion in an aqueous medium.

hydrodynamics (hi"dro-di-nam'iks) [Gr *ὕδωρ* water + *dynamics*]. That branch of the science of mechanics which treats of liquids.

hydro-electric (hi"dro-e-lek'trik). Combining the therapeutic use of water and of electricity.

hydro-electrization (hi"dro-el-ek-triz-a'shun). Treatment by the hydro-electric bath.

hydro-encephalocele (hi"dro-en-sef'al-o-sēl) [Gr. *ὕδωρ* water + *κεφαλή* head + *κήλη* hernia]. Hernial protrusion of a knuckle of the cranial dura distended with fluid.

hydro-ergotinin (hi"dro-er-got'in-in). Ergotoxin.

hydrogel (hi'dro-jel). A gel that has water as its dispersion medium

hydrogen (hi'dro-jen) [Gr. *ὕδωρ* water + *γεννᾶν* to produce]. The lightest element It is an odorless, tasteless, colorless gas which is inflammable and explosive when mixed with air. It is found in water and in all organic compounds. Its ion is the active constituent of all acids. Its symbol is H; atomic weight, 1.008, and specific gravity, 0.069 **h. dioxid.** Same as *h peroxid*. **h. disulphid,** an ill-smelling gas, H_2S_2 **h. exponent.** See under *exponent*. **h. ion,** the positively charged hydrogen atom It seems to consist only of the nucleus and has a positive charge equivalent to the negative charge on an electron It thus forms the unit of positive electricity as the electron does of negative electricity and is called the *proton*. **h. ion concentration.** See under *concentration* **h. monoxid,** water, H_2O. **h. peroxid,** a strongly disinfectant cleansing and bleaching liquid, H_2O_2: used mainly as a wash or spray Dose, ½–2 dr (2–8 c.c.) **h. selenid,** a poisonous gas, H_2Se: its inhalation causes an obstinate coryza and destroys the sense of smell. **sulphuretted h., h. sulphid,** hydrosulphuric acid. See under *acid*.

hydrogenate (hi'dro-jen-āt). To cause to combine with hydrogen; to reduce.

hydrogenid (hi'dro-jen-id). A hydrid.

hydrogenize (hi'dro-jen-iz). Hydrogenate.

hydrogenoid (hi-droj'en-oid). A homeopathic term noting a constitution or temperament that will not tolerate much moisture. **h. remedy,** one adapted to such a constitution.

Hydrogenomonas (hi-droj-en-om'onas). A genus of bacterial organisms. They are short rods capable of growing in the absence of organic matter, obtaining their energy for growth from the oxidation of hydrogen to water. **H. for'mica** forms formic acid **H. pantot'ropha,** a species which generates formaldehyd.

hydroglossa (hi-dro-glos'ah) [Gr. *ὕδωρ* water + *γλῶσσα* tongue]. Ranula.

hydrogol (hi'dro-gol). A proprietary agent said to be an aqueous solution of colloidal silver: used for gonorrhea.

hydrohematonephrosis (hi"dro-hem"at-o-nef-ro'sis) [Gr. *ὕδωρ* water + *αἷμα* blood + *νέφρος* kidney] Distention of the pelvis of the kidney with bloody urine.

hydrohepatosis (hi"dro-hep-at-o'sis) [Gr. *ὕδωρ* water + *ἧπαρ* liver] A condition in which there is a collection of fluid in the liver.

hydrohymenitis (hi"dro-hi-men-i'tis) [Gr. *ὕδωρ* water + *ὑμήν* membrane + *-ιτις* inflammation]. The inflammation of a serous membrane.

hydrokinetics (hi"dro-kin-et'iks) [Gr. *ὕδωρ* water + *κίνησις* motion] That branch of mechanics which treats of fluids in motion.

hydrol (hi'drol) 1 See *hydrone* 2 A final mother liquor obtained in the manufacture of glucose from cornstarch.

hydrolase (hi'dro-lās). A ferment which causes hydrolysis

hydrolein (hi-dro'le-in). Cod-liver oil emulsified with pancreatin and borax.

hydrology (hi-drol'o-je) [Gr *ὕδωρ* water + *λόγος* science]. The sum of knowledge regarding water and its uses.

hydrolymph (hi'dro-limf) [Gr. *ὕδωρ* water + *lymph*]. The thin, watery blood of certain of the lower animals.

hydrolysis (hi-drol'is-is) [Gr *ὕδωρ* water + *λύειν* to loosen]. Decomposition due to the incorporation of water The two resulting products divide the water, the hydroxyl group being attached to one and the hydrogen atom to the other. **reversible h.,** hydrosynthesis.

hydrolyst (hi'dro-list). A hydrolytic ferment.

hydrolyte (hi'dro-līt). A substance undergoing hydrolysis.

hydrolytic (hi-dro-lit'ik). Pertaining to or operating by hydrolysis.

hydrolyze (hi'dro-līz). To subject to hydrolysis.

hydroma (hi-dro'mah). Same as *hygroma*

hydromania (hi-dro-ma'ne-ah) [Gr. *ὕδωρ* water + *μανία* madness] Insanity marked by a tendency to commit suicide by drowning.

hydromel (hi'dro-mel) [Gr. *ὕδωρ* water + *μέλι* honey]. Water mixed with honey, sometimes medicated in various ways.

hydromeningitis (hi"dro-men-in-ji'tis) [Gr *ὕδωρ* water + *meningitis*]. 1. Meningitis with serous effusion 2 Descemetitis or cyclitis.

hydromeningocele (hi"dro-men-in'go-sēl) [Gr. *ὕδωρ* water + *μῆνιγξ* membrane + *κήλη* hernia]. Encephalocele; also spina bifida with protrusion of the meninges so as to form a sac filled with a serous fluid.

hydrometer (hi-drom'et-er) [Gr. *ὕδωρ* water + *μέτρον* measure]. An instrument for finding the specific gravities of fluids.

hydrometra (hi-dro-me'trah) [Gr. *ὕδωρ* water + *μήτρα* uterus]. A collection of watery fluid in the uterus.

hydrometric (hi-dro-met'rik). Pertaining to hydrometry.

hydrometry (hi-drom'et-re). The measurement of the specific gravity of a fluid by means of the hydrometer.

hydromphalus (hi-drom'fal-us) [Gr. ὕδωρ water + ὀμφαλός navel]. A watery tumor or cyst at the navel.

hydromyelia (hi"dro-mi-e'le-ah). See *hydromyelocele.*

hydromyelocele (hi"dro-mi-ēl'o-sēl) [*hydro-* + *myelocele*]. The formation of spaces filled with a watery fluid in the spinal cord, chiefly of children; syringomyelia.

hydromyoma (hi"dro-mi-o'mah) [Gr ὕδωρ water + *myoma*]. A cystic (usually uterine) myoma containing fluid.

hydronal (hi'dro-nal). A polymerization product of chloral and pyridin used as a hypnotic. Called also *viferral* and *polychloral.*

hydronaphthol (hi-dro-naf'thol) [*hydro-* + *naphthol*]. A disinfectant naphthol preparation. It is used in typhoid fever, and in 1 : 1000 solution as a disinfectant for instruments. Dose, 30–60 min. (2–4 c c).

hydronaphthylamin (hi"dro-naf-thil-am'in). A powerfully mydriatic substance, $C_{10}H_{11}NH_2$.

hydrone (hi'drōn) [Gr. ὕδωρ water + ὤν being]. The unassociated water molecule, H_2O.

hydronephrosis (hi"dro-nef-ro'sis) [Gr ὕδωρ water + νεφρός kidney]. A collection of urine in the pelvis of the kidney, forming a cyst by the production of distention and atrophy of the organ. **intermittent h.**, a form with occasional reduction in the size of the cyst, due to the escape of urine through the twisted ureter

hydronephrotic (hi"dro-nef-rot'ik). Pertaining to or affected with hydronephrosis.

hydro-oligocythemia (hi"dro-ol"ig-o-si-the'me-ah) [Gr. ὕδωρ water + ὀλίγος few + κύτος cell + αἷμα blood]. Anemia with excess of serum and scarcity of red blood-corpuscles

hydroparasalpinx (hi"dro-par-as-al'pinks) [Gr. ὕδωρ water + παρά beside + σάλπιγξ tube]. The accumulation of watery fluid in the accessory tubes of the oviduct.

hydroparotitis (hi"dro-par-o-ti'tis). Distention of the parotid gland with fluid.

hydropathic (hi-dro-path'ik). Pertaining to hydropathy.

hydropathy (hi-drop'ath-e) [Gr ὕδωρ water + πάθος suffering] Treatment of disease by the application of water; particularly a system of treatment which professes to cure all diseases by the use of water, water cure.

hydropericarditis (hi"dro-per-e-kar-di'tis). Pericarditis attended with a watery effusion.

hydropericardium (hi"dro-per-e-kar'de-um) [Gr. ὕδωρ water + *pericardium*] The accumulation of a serous fluid in the pericardial cavity.

hydroperinephrosis (hi"dro-per-e-nef-ro'sis) [Gr. ὕδωρ water + περί around + νεφρός kidney]. A collection of fluid in the retroperitoneal connective tissue and opening into the pelvis of the kidney.

hydroperion (hi-dro-per'e-on) [Gr. ὕδωρ water + περί around + ᾠόν egg] The fluid between the decidua reflexa and the decidua vera.

hydroperitoneum (hi"dro-per-it-o-ne'um) [Gr. ὕδωρ water + *peritoneum*]. Ascites or abdominal dropsy.

hydroperitonia (hi"dro-per-it-o'ne-ah). Ascites.

hydrophil, hydrophilic (hi'dro-fil, -fil'ik). Hydrophilous.

hydrophilous (hi-drof'il-us) [Gr. ὕδωρ water + φιλεῖν to love]. Readily absorbing moisture; hygroscopic.

hydrophobia (hi-dro-fo'be-ah) [Gr. ὕδωρ water + φόβος fear]. The usual name for rabies in man. See *rabies.* **paralytic h.**, rabies with symptoms not unlike those of acute ascending paralysis.

hydrophobic (hi-dro-fo'bik) 1. Pertaining to or affected with hydrophobia. 2. Not readily absorbing water, or being adversely affected by water, as a hydrophobic colloid.

hydrophobin (hi-dro-fo'bin). Same as *lyssin.*

hydrophobinum (hi-dro-fo-bi'num). A homeopathic nosode from the virus of rabies.

hydrophobophobia (hi"dro-fo-bo-fo'be-ah) [*hydrophobia* + Gr. φόβος fear]. Morbid dread of hydrophobia, with symptoms that simulate those of true rabies.

hydrophthalmia (hi-drof-thal'me-ah). Hydrophthalmos.

hydrophthalmos, hydrophthalmus (hi-drof-thal'mos, hi-drof-thal'mus) [Gr. ὕδωρ water + ὀφθαλμός eye] Dropsy of the eye; distention of the eyeball by a watery effusion, producing buphthalmus, keratoglobus, staphyloma, etc. **h. ante'rior,** that which affects the anterior portion of the eyeball only. **h. poste'rior,** that affecting the posterior part of the eyeball only **h. tota'lis,** that which affects the entire eyeball.

hydrophysometra (hi"dro-fi-so-me'trah) [*hydro-* + *physometra*]. The presence of water and gas in the uterus.

hydropic (hi-drop'ik) [L. *hydrop'icus;* Gr. ὑδρωπικός]. Pertaining to or affected with dropsy.

hydropigenous (hi-dro-pij'en-us). Causing dropsy.

hydropirin (hi-dro-pi'rin) Sodium or lithium acetylsalicylate used in rheumatism.

hydroplasma (hi-dro-plaz'mah) [Gr ὕδωρ water + πλάσμα something formed]. 1. A watery condition or dilution of the blood-plasm. 2. A watery or dropsical condition of the tissues.

hydroplasmia (hi-dro-plaz'me-ah). A thinning or dilution (increased water content) of the blood plasm

hydropneumatosis (hi"dro-nu-mat-o'sis) [Gr. ὕδωρ water + πνευμάτωσις inflation]. A collection of fluid and gas within the tissues.

hydropneumogony (hi"dro-nu-mo'gon-e) [Gr. ὕδωρ water + πνεῦμα air + γόνυ knee]. The infection of air into a joint with a view to obtaining information with regard to the presence of effusion in the joint

hydropneumopericardium (hi"dro-nu"mo-per"ik-ar'de-um) [Gr ὕδωρ water + πνεῦμα air + *pericardium*]. A collection of fluid and gas within the pericardium.

hydropneumoperitoneum (hi"dro-nu"mo-per-it-o-ne'um) [Gr. ὕδωρ water + πνεῦμα air + *peritoneum*] The presence of fluid and gas in the peritoneal cavity.

hydropneumothorax (hi"dro-nu-mo-tho'raks) [Gr ὕδωρ water + πνεῦμα air + θώραξ chest]. A collection of fluid and gas within the pleural cavity.

hydropotherapy (hi"dro-po-ther'ap-e) [Gr. ὑδρωψ dropsy + θεραπεία treatment]. The therapeutic injection of ascitic fluid.

hydrops (hi'drops) [Gr. ὑδρωψ dropsy]. Latin for *dropsy* See *dropsy.* **h. abdom'inis,** abdominal dropsy, ascites. **h. ad mat'ulam,** polyuria. **h. am'nii,** hydramnion. **h. an'tri,** effusion of serous fluid into the antrum of Highmore. **h. artic'uli,** the dropsy of a joint. **h. asthmat'icus,** beriberi **h. follic'uli,** dropsy of the graafian follicle. **h. hypos'trophos,** angioneurotic edema. **h. tu'bæ,** hydrosalpinx. **h. tu'bæ prof'luens,** a condition in which the abdominal opening of the fallopian tube is closed by adhesions, and in consequence the tube fills with serum until pressure causes it to escape through the uterine opening. Called also *intermittent hydrosalpinx.*

hydropyonephrosis (hi"dro-pi"o-nef-ro'sis) [Gr. *ὕδωρ* water + *πύον* pus + *νεφρός* kidney]. The accumulation of urine and pus in the kidney and its pelvis.

hydropyrin (hi-dro-pi'rin). Lithium acetylsalicylate: used in rheumatism and neuralgia.

hydroquinicin (hi-dro-kwin'is-in). An alkaloid $C_{20}H_{26}O_2N_2$, formed by fusing dry hydroquinin sulphate.

hydroquinidin (hi-dro-kwin'id-in). A cinchona alkaloid, $C_{20}H_{26}O_2N_2.2\frac{1}{2}H_2O$, isomeric with hydroquinin, found in commercial quinidin and which can be prepared by the catalytic reduction of quinidin

hydroquinin (hi-dro-kwin'in). A white, crystalline powder, methyl'-hydrocuprein, $C_{20}H_{26}O_2N_2.2H_2O$: used in malaria. Dose, 3 gr. (0.2 gm).

hydroquinon (hi-dro-kwin'ōn). See *hydrochinon*.

hydrorachis (hi-dror'a-kis) [Gr. *ὕδωρ* water + *ῥάχις* spine]. A collection of water in the vertebral canal.

hydrorachitis (hi"dro-ra-ki'tis) [Gr. *ὕδωρ* water + *ῥάχις* spine + *-ιτις* inflammation]. Inflammation within the vertebral canal, attended with a watery effusion.

hydrorheostat (hi-dro-re'o-stat) [*hydro-* + *rheostat*]. A rheostat in which resistance is furnished by water.

hydrorrhea, hydrorrhœa (hi-dro-re'ah) [Gr. *ὕδωρ* water + *ῥοία* flow]. A copious watery discharge **h. gravida'rum**, a discharge of thin mucus from the pregnant uterus, due to excessive secretion of the uterine glands. **nasal h.**, watery discharge from the nose.

hydrosalpinx (hi-dro-sal'pinks) [Gr. *ὕδωρ* water + *σάλπιγξ* trumpet]. The distention of an oviduct with a watery fluid. **intermittent h.** See *hydrops tubæ profluens*.

hydrosarcocele (hi-dro-sar'ko-sēl) [*hydro-* + *sarcocele*]. Hydrocele conjoined with sarcocele.

hydroscheocele (hi-dros'ke-o-sēl) [Gr. *ὕδωρ* water + *ὄσχεον* scrotum + *κήλη* hernia] Scrotal hernia which contains fluid

hydroscope (hi'dro-skōp) [Gr. *ὕδωρ* water + *σκοπεῖν* to see]. An instrument for detecting the presence of water.

hydrosis (hi-dro'sis). An incorrect spelling of *hidrosis*

hydrosol (hi'dro-sol). A sol in which the solvent is water.

hydrosphygmograph (hi-dro-sfig'mo-graf) [Gr. *ὕδωρ* water + *σφυγμός* pulse + *γράφειν* to record]. A sphygmograph with water for an index.

hydrospirometer (hi"dro-spi-rom'et-er) [Gr. *ὕδωρ* water + L. *spira're* to breathe + Gr. *μέτρον* measure]. A spirometer in which a column of water serves as an index

hydrostat (hi'dro-stat) [Gr. *ὕδωρ* water + *στατός* standing] A device to prevent the spilling of the fluid of an electric battery.

hydrostatic (hi-dro-stat'ik) [Gr. *ὕδωρ* water + *στατικός* standing]. Pertaining to a liquid in a state of equilibrium.

hydrostatics (hi-dro-stat'iks). The science of liquids in a state of rest or equilibrium.

hydrosudopathy (hi"dro-su-dop'ath-e) [Gr. *ὕδωρ* water + L. *su'dor* sweat + Gr. *πάθος* disease]. Hydrosudotherapy.

hydrosudotherapy (hi"dro-su-do-ther'ap-e). Hydrotherapy with the induction of perspiration.

hydrosulphite (hi-dro-sul'fīt). See *hyposulphite*.

hydrosynthesis (hi-dro-sin'thes-is). A chemical reaction in which water is formed.

hydrosyringomyelia (hi"dro-si-ring"o-mi-e'le-ah) [Gr. *ὕδωρ* water + *σῦριγξ* tube + *μυελός* marrow]. Distention of the central canal of the spinal cord by an effused fluid, with the formation of cavities and degeneration.

hydrotaxis (hi-dro-tak'sis) [Gr. *ὕδωρ* water + *τάξις* arrangement]. The movement of organisms or cells in relation to moisture.

Hydro'tea meteor'ica. A fly which attacks the eyes and nostrils of man and animals.

hydrotherapeutics (hi"dro-ther-ap-u'tiks) [Gr. *ὕδωρ* water + *θεραπεύειν* to heal]. The use of water in treating disease.

hydrotherapy (hi-dro-ther'ap-e). Same as *hydrotherapeutics*.

hydrothionammonemia (hi"dro-thi-o-nam"o-ne'me-ah) [Gr. *ὕδωρ* water + *θεῖον* sulphur + *ammonium* + Gr. *αἷμα* blood]. The occurrence of ammonium hydrosulphid in the blood.

hydrothionemia (hi"dro-thi-o-ne'me-ah) [Gr. *ὕδωρ* water + *θεῖον* sulphur + *αἷμα* blood]. The presence of hydrogen sulphid in the blood.

hydrothionuria (hi"dro-thi-o-nu're-ah) [Gr. *ὕδωρ* water + *θεῖον* sulphur + *οὖρον* urine]. The presence of hydrogen sulphid in the urine.

hydrothorax (hi-dro-tho'raks) [Gr. *ὕδωρ* water + *thorax*]. The presence of an effused fluid in the pleural cavity. It is due to venous obstruction, to feeble circulation, and to hydremia, and is attended with dyspnea, and marked by absence of vocal fremitus, dulness on percussion, and other signs of the presence of the fluid. **chylous h.**, the presence of chyle in the thoracic cavity, due to a wound or rupture of the thoracic duct.

hydrotis (hi-dro'tis) [Gr. *ὕδωρ* water + *οὖς* ear]. A watery effusion within the ear.

hydrotomy (hi-drot'o-me) [Gr. *ὕδωρ* water + *τέμνειν* to cut] The dissection or separation of parts by the forcible injection of water.

hydrotropism (hi-dro-tro'pizm) [Gr. *ὕδωρ* water + *τροπεῖν* to turn]. Chemotropism produced by water.

hydrotympanum (hi-dro-tim'pan-um) [Gr. *ὕδωρ* water + *tympanum*]. Dropsy of the tympanic cavity

hydro-ureter (hi"dro-u-re'ter). Abnormal distention of the ureter with urine or with a watery fluid.

hydro-ureterosis (hi"dro-u-re-ter-o'sis). Same as *hydro-ureter*.

hydrous (hi'drus) Containing water.

hydrovarium (hi-dro-va're-um) [Gr. *ὕδωρ* water + L. *ova'rium* ovary]. Ovarian dropsy or ovarian cyst.

hydroxid (hi-drox'id). Any compound of hydroxyl (OH) with another radical.

hydroxidion (hi-drok-sid-i'on). Hydroxyl ion.

hydroxy-. A prefix in chemical terms indicating the hydroxyl group OH

hydroxyacetone (hi-drok-se-as'e-tōn). See *acetol*.

hydroxyaminopropionic acid (hi-drok"se-am"-in-o-pro-pi-on'ik). See *serin*.

hydroxybenzene (hi-drok"se-ben'zēn). Phenol.

hydroxycaffein (hi-drok-se-kaf'e-in). Trimethyluric acid; a diuretic.

hydroxycholin (hi-drok-se-ko'lin). Muscarin.

hydroxycodein (hi-drok-se-ko'de-in). An alkaloid derived from opium.

hydroxyl (hi-droks'il). The univalent radical OH, which, in combination with other radicals, forms hydroxids. **h. ion**, the hydroxyl group in solution bearing a negative electric charge.

hydroxylamin (hi"droks-il-am'in). An amin, NH_3O, whose hydrochlorid, $NH_2OH.HCl$, a substance in colorless plates, is antiseptic and is used in skin diseases.

hydroxypentacosanic acid (hi-drok"se-pen-tah-ko-san'ik). See *cerebronic acid*, under *acid*.

hydroxyprolin (hi"drok-se-pro'lin) An amino-acid, gamma-hydroxy-alpha-pyrrolidin-carboxylic acid, $CH.C_4H_6(NH)COOH$, produced in the digestion or hydrolytic decomposition of proteins.

hydrozone (hi'dro-zōn) [Gr. *ὕδωρ* water + *ozone*]. Water charged with hydrogen dioxid. detergent and antiseptic.

hydruria (hi-dru're-ah) [Gr. *ὕδωρ* water + *οὖρον* urine]. Diabetes insipidus.

hydruric (hi-dru'rik). Characterized by hydruria.

hyenanchin (hi-e-nan'kin). A poisonous substance from the outer envelops of the fruit of *Toxicoden'dron capen'se*, of South Africa. It somewhat resembles strychnin in its action

hyetometry (hi-et-om'et-re) [Gr. *ὕετος* rain + *μέτρον* measure]. Measurement of the rainfall.

Hygeia (hi-je'ah). The goddess of health, daughter of Æsculapius, the god of medicine.

hygeiolatry (hi-je-ol'at-re). Excessive attention to one's own health.

hygiama (hi-je-ah'mah). A proprietary food made of condensed milk, chocolate, and cereals.

hygieist (hi-je'ist). An expert in the rules for preserving the health.

hygiene (hi-jēn') [Gr. *ὑγίεια* health]. The science of health and of its preservation **oral h.**, the proper care of the mouth and teeth.

hygienic (hi-je-en'ik). Pertaining to hygiene or to health.

hygienics (hi-je-en'iks) A system of principles for promoting health; hygiene.

hygienism (hi-je'en-izm). Devotion to the observance of hygienic rules.

hygienist (hi-je'in-ist). A specialist in hygiene. **dental h.**, a person trained in and practising the art of dental prophylaxis

hygienization (hi"je-en-iz-a'shun). The establishment of hygienic conditions.

hygieology (hi-je-ol'o-je) [Gr *ὑγίεια* health + *λόγος* treatise] The complete science upon which the arts of hygiene and sanitation are based

hygiogenesis (hi-je-o-jen'es-is) [Gr *ὑγιής* healthy + *γεν-* to produce]. The mechanism of the processes which lead to recovery of health.

hygiology. See *hygieology*

hygiopon (hi-je'o-pon). A preparation of iron, said to be electrolytic.

hygrechema (hi-gre-ke'mah) An auscultation sound caused by the presence of water.

hygremometry (hi-gre-mom'et-re) [Gr. *ὑγρός* moist + *αἷμα* blood + *μέτρον* measure] Estimation of the dried substance of the blood for the purpose of determining the proportion of hemoglobin.

hygric (hi'grik) [Gr. *ὑγρός* moist]. Pertaining or relating to moisture.

hygrin (hi'grin) [Gr. *ὑγρός* moist]. A mydriatic liquid alkaloid, $C_2H_5.CO.O.C_4H_6N.CH_3$, from coca leaves

hygroblepharic (hi"gro-blef-ah'rik) [Gr. *ὑγρός* moist + *βλέφαρον* eyelid]. Noting the excretory ducts of the lacrimal canals.

hygrol (hi'grol). Colloidal mercury· sometimes used in ointments.

hygroma (hi-gro'mah), pl. *hygro'mata* [Gr. *ὑγρός* moist + *-ωμα* tumor] A sac, cyst, or bursa distended with a fluid. **Fleischmann's h.**, enlargement of a bursa in the floor of the mouth, to the outer side of the geniglossus muscle.

hygromed (hi'gro-med). An instrument for performing hygromedry.

hygromedry (hi-grom'ed-re). Measurement of the vapor given off from a definite area of the skin.

hygrometer (hi-grom'et-er) [Gr. *ὑγρός* moist + *μέτρον* measure]. An instrument for measuring the moisture of the atmosphere **hair h., Saussure's h.**, a hygrometer whose action is determined by the elongation and contraction of a hair under the influence of moisture

hygrometric (hi-gro-met'rik). 1. Pertaining to hygrometry. 2. Hygroscopic or bibulous: readily absorbing water.

hygrometry (hi-grom'et-re) [Gr. *ὑγρός* moist + *μέτρον* measure]. The measurement of the proportion of watery vapor in the air.

Hygrophi'la spino'sa. A plant of tropical Asia: used as a demulcent and diuretic.

hygrophobia (hi-gro-fo'be-ah) [Gr. *ὑγρός* moist + *φόβος* fear]. Morbid dread of liquids, as water or wine.

hygroscope (hi'gro-skōp). An instrument for estimating the amount of moisture in the atmosphere.

hygroscopic (hi-gro-skop'ik) [Gr. *ὑγρός* moist + *σκοπεῖν* to view]. Readily absorbing moisture.

hygroscopy (hi-gros'ko-pe) Estimation of the amount of moisture in the atmosphere

hygrostomia (hi-gro-sto'me-ah) [Gr *ὑγρός* moist + *στόμα* mouth] Ptyalism or salivation.

hyla (hi'lah) A lateral extension of the mesocœle, or aqueduct of Sylvius. Called also *paraqueduct.*

hyle (hi'le) [Gr. *ὕλη* matter]. The primitive substance from which all matter is composed. See *protyl.*

Hylemyia (hi-lem-i'ah) A genus of flies, the larvæ of which infest vegetables and may be swallowed if the latter are eaten raw. *H. antiqua* is the onion root maggot and *H. brassicæ* is the cabbage root maggot

hylic (hi'lik) [Gr *ὕλη* matter]. Composed of matter a term applied by Adami to the pulp tissues of the embryo.

hylogenesis (hi-lo-jen'is-is) [Gr *ὕλη* matter + *γένεσις* formation] The production by a cell of the substance which is to be secreted

hyloma (hi-lo'mah) [Gr. *ὕλη* matter + *-ωμα* tumor]. A tumor formed in one of the original hylic tissues. **atypic h.**, gliosarcoma **mesenchymal h.**, a tumor composed of tissue derived from the mesenchyma. **mesothelial h.**, a tumor formed from tissue of mesothelial origin **typic h.**, a neuroma or glioma.

hylopathism (hi-lop'ath-izm) [Gr *ὕλη* matter + *πάθος* illness]. The doctrine that disease is due to changes in the constitution of matter

hylopathist (hi-lop'ath-ist) One who believes in the theory of hylopathism.

hylotropic (hi-lo-trop'ik) [Gr *ὕλη* matter + *τρόπη* turn]. Changing form, as from liquid to vapor, without change of composition.

hylozoism (hi-lo'zo-izm) [Gr *ὕλη* matter + *ζῷον* animal] The doctrine that all matter in the universe is alive.

hymen (hi'men) [Gr. *ὑμήν* membrane] The membranous fold which partially or wholly occludes the external orifice of the vagina, at least during virginity. **h. bifenestra'tus, h. bifo'ris**, a hymen with two openings side by side and a broad septum between them **cribriform h.**, a hymen in which the opening is filled by a membrane pierced by many small perforations **denticular h.**, a hymen with an opening which has serrate edges. **imperforate h.**, one which completely closes the vaginal orifice **infundibuliform h.**, a hymen that has a central opening with sloping sides **sculptured h.**, a hymen showing an irregularly curved edge, as if carved out of a thickened tissue **h. sep'tus**, a form of hymen in which the opening is divided by a narrow septum. **h. subsep'tus**, a form of hymen in which the opening is partially filled by a septum growing out of one wall, but not reaching the other.

hymenal (hi'men-al). Pertaining to the hymen.

hymenitis (hi-men-i'tis) [Gr. *ὑμήν* hymen + *-ιτις* inflammation]. Inflammation of the hymen.

hymenium (hi-me'ne-um) [dim. of Gr. *ὑμήν* membrane]. The spore-forming surface of the hyphæ of fungi.

Hymenolepis (hi-men-ol'ep-is). A genus of cestode worms. **H. diminu'ta**, a tapeworm of rats oc-

casionally found in man. **H. lanceola'ta**, a tapeworm of ducks and geese once reported from man **H. muri'na, H. na'na**, the dwarf tapeworm, a species about 1 inch long, found in the adult form in the human intestine, and frequently causing local disturbance. Fleas (*Ceratophyllus fasciatus* and *Xenopsylla cheopis*) serve as invertebrate hosts, but infection probably reaches man through the rat.

hymenology (hi-men-ol'o-je) [Gr. *ὑμήν* hymen + *λόγος* word]. The sum of what is known regarding the membranes.

Hymenoptera (hi-men-op'ter-ah) [Gr. *ὑμήν* membrane + *πτερόν* wing]. An order of insects having four membranous wings, as the bees, wasps, ants, etc.

hymenopterism (hi-men-op'ter-izm). Poisoning by the stings or bites of hymenopterous insects, as a bee or wasp.

hymenorrhaphy (hi-men-or'af-e) [Gr. *ὑμήν* hymen + *ῥαφή* seam]. The closure of the vagina by sutures at the hymen.

hymenotome (hi-men'o-tōm) [Gr. *ὑμήν* membrane + *τέμνειν* to cut]. An instrument for cutting membranes.

hymenotomy (hi-men-ot'o-me) [Gr. *ὑμήν* membrane + *τέμνειν* to cut]. 1. Surgical incision of the hymen. 2. The anatomy and dissection of membranes.

hymosa (hi-mo'sah). A proprietary remedy for gout, rheumatism, neuralgia, and lumbago. Dose, 1 fl dr. (4 c.c.).

hyobasioglossus (hi"o-ba-se-o-glos'us). The basal part of the hyoglossus muscle.

hyocholalic (hi"o-ko-lal'ik) [Gr *ὗς* swine + *χολή* bile] Noting an acid from swine's bile.

hyo-epiglottic, hyo-epiglottidean (hi"o-ep-ig-lot'ik, hi"o-ep-ig-lot-id'e-an) [Gr. *ὑοειδής* hyoid + *ἐπιγλωττίς* epiglottis]. Pertaining to the hyoid bone and the epiglottis.

hyoglossal (hi-o-glos'al) [Gr. *ὑοειδής* hyoid + *γλῶσσα* tongue]. Pertaining to the hyoid bone and the tongue.

hyoglossus (hi-o-glos'us). See *muscles, table of.*

hyoid (hi'oid) [Gr *ὑοειδής* U-shaped]. 1. Shaped like the Greek letter upsilon (*υ*). 2. Pertaining to the hyoid bone See under *bone.*

hyonigrin (hi-o-ni'grin). A proprietary powdered concentration from the leaves of *Hyoscy'amus ni'ger.* Dose, $\frac{1}{10}$–$\frac{1}{2}$ gr (0.004–0.032 gm.).

hyopharyngeus (hi"o-far-in'je-us). The middle constrictor of the pharynx.

hyoscin (hi'o-sin) [L *hyos'cina*] An alkaloid from the mother liquors left in the preparation of hyoscyamin It is a bitter and acrid syrup which on hydrolysis yields tropic acid and oscine It is a poisonous nerve depressant, mydriatic, and hypnotic, and is used in mania, delirium, insomnia, alcoholic tremor, and morbid sexual excitement. Dose, $\frac{1}{60}$ gr. (0.001 gm.); of hydrobromid or hydriodate, $\frac{1}{120}$–$\frac{1}{80}$ gr. (0.0005–0 0008 gm.).

hyoscyamin (hi-o-si-am'in) [L. *hyoscyam'ina*]. The chief alkaloidal constituent of *Atropa belladonna, Datura stramonium,* and several species of *Hyoscyamus.* It is a white crystalline, slightly soluble alkaloid, l-tropyltropein, $CH_3.N.C_6H_{10}CH.O\,CO\,CH(C_6H_5)CH_2OH$, and when racemized with alkalies it forms atropin. Used as a hypnotic, anodyne, and antispasmodic in mental disorders, epilepsy, colic, etc. Dose, $\frac{1}{80}$ gr. (0.0008 gm.); of hydrobromid or sulphate, $\frac{1}{100}$–$\frac{3}{50}$ gr (0.00066–0.0013 gm.).

Hyoscyamus (hi-o-si'am-us) [L.; Gr. *ὗς* swine + *κύαμος* bean]. A genus of solanaceous plants. The leaves, seeds, flowers, and tops of *H. ni'ger,* or henbane, are narcotic, mydriatic, and analgesic, and are given in mania, hysteria, whooping-cough, colic, and incontinence of urine. Dose of alcoholic extract, 1–2 gr. (0.066–0.133 gm.); of fluidextract, 2–5 min. (0.12–0.3 c.c.); of tincture, 15–30 min. (1–2 c.c.).

hyospondylotomy (hi"o-spon-dil-ot'o-me) [*hyoid* + Gr. *σπόνδυλος* vertebra + *τομή* cut]. The veterinary operation of incising the laryngeal pouch.

hyothyroid (hi-o-thi'roid). Pertaining to the hyoid bone and the thyroid cartilage.

hyovertebrotomy (hi"o-ver-te-brot'o-me). Same as *hyospondylotomy.*

hypacidemia (hi-pas-id-e'me-ah) [Gr. *ὑπό* under + *acid* + Gr. *αἷμα* blood]. Deficiency of an acid in the blood.

hypacidity (hi-pas-id'it-e) [Gr. *ὑπό* under + *acidity*]. Deficiency of acid; lack of normal acidity.

hypacusia, hypacusis (hi-pak-u'ze-ah, hi-pak-u'sis) [Gr. *ὑπό* under + *ἄκουσις* hearing]. Defective hearing.

hypalbuminosis (hi"pal-bu-min-o'sis). Deficiency of albumin in the blood.

hypalgesia, hypalgia (hi-pal-je'ze-ah, hi-pal'je-ah) [Gr *ὑπό* under + *ἄλγησις* pain]. Diminished sensitiveness to pain.

hypalgesic, hypalgetic (hi-pal-je'sik, -jet'ik). Showing decreased sensitiveness to pain.

hypamnesia (hi-pam-ne'ze-ah) [Gr. *ὑπέρ* over + *ἀναμνησις* memory]. Abnormal increase in the power of memory, seen in certain exalted mental states.

hypamnion, hypamnios (hi-pam'ne-on, hi-pam'-ne-os) [Gr. *ὑπό* under + *amnion*]. Deficiency of the amniotic fluid.

hypanakinesia, hypanakinesis (hi"pan-ak-in-e'ze-ah, hi"pan-ak-in-e'sis) [Gr. *ὑπό* under + *ἀνακίνησις* exercise]. Deficiency of mechanic action, as of the stomach (*h. ventric'uli*).

hypaphorin (hi-paf'o-rin). A crystalline alkaloid, alpha-trimethyl-3-indolepropiobetain, $C_{14}H_{18}N_2O_2.2H_2O$, from *Erythrina hypaphorus.*

hyparterial (hi-par-te're-al). Beneath an artery.

hypasthenia (hi-pas-the'ne-ah) [Gr. *ὑπό* under + *ἀσθένεια* weakness]. Slight asthenia.

hypaxial (hi-pak'se-al) [Gr. *ὑπό* under + *ἄξις* axis]. Situated ventrad to the body axis.

hypazoturia (hi-pa-zo-tu're-ah) [Gr. *ὑπό* under + *azoturia*]. Deficient elimination of nitrogen in the urine.

hypencephalon (hi-pen-sef'al-on) [Gr. *ὑπό* under + *ἐγκέφαλος* brain]. The embryonic cerebellum.

hypenchyme (hi'peng-kīm). The primitive embryonic tissue formed in the cavity of the archenteron.

hypeosinophil (hi-pe-o-sin'o-fil) [*hypo-* + *eosinophil*]. 1. A cell or other structural element imperfectly stainable with eosin, specifically, one of the leukocyte granules which stain with eosin, but may be decolorized by alkalis or acids. 2. Imperfectly stainable with eosin.

hyper- (hi'per-) [Gr. *ὑπέρ* above]. A prefix signifying above, beyond.

hyperacid (hi-per-as'id) [Gr. *ὑπέρ* over + L. *ac'idus* sour]. Abnormally or excessively acid.

hyperacidaminuria (hi"per-as"id-am-in-u're-ah). Excess of amino-acids in the urine.

hyperacidity (hi"per-as-id'it-e). An excessive degree of acidity. **larval h.**, gastric hyperacidity which is not revealed.

hyperaction (hi-per-ak'shun). Abnormal increase of activity.

hyperactivity (hi-per-ak-tiv'it-e). Overactivity.

hyperacusis, hyperakusis, hyperacousia (hi"per-ak-u'sis, hi"per-ak-oo'ze-ah) [Gr. *ὑπέρ* over + *ἄκουσις* hearing]. An abnormally acute sense of hearing.

hyperacute (hi-per-ak-ūt'). Very acute.

hyperadenosis (hi"per-ad-en-o'sis) [Gr. *ὑπέρ* over + *ἀδήν* gland]. Enlargement of glands.

hyperadiposis, hyperadiposity (hi"per-ad-ip-o'sis, -os'it-e) [Gr. *ὑπέρ* over + *adiposis*]. Extreme adiposity or fatness.

hyperadrenalemia (hi"per-ad-re-nal-e'me-ah). The presence of an abnormal amount of adrenal secretion in the blood.

hyperadrenalism (hi"per-ad-re'nal-izm). Abnormally increased activity of adrenal secretion.

hyperadrenia (hi-per-ad-re'ne-ah). Hyperadrenalism.

hyperæmia (hi-per-e'me-ah). See *hyperemia.*

hyperæsthesia (hi"per-es-the'ze-ah). See *hyperesthesia.*

hyperalbuminosis (hi"per-al-bu-min-o'sis). An excess of albuminoids in the blood.

hyperalgesia (hi"per-al-je'ze-ah) [Gr. *ὑπέρ* over + *ἄλγησις* pain]. Excessive sensitiveness or sensibility to pain. **auditory h.**, the condition in which slight noises cause pain. **muscular h.**, the condition in which slight exertion causes great weariness.

hyperalgesic (hi"per-al-je'sik). Pertaining to or characterized by hyperalgesia.

hyperalgetic (hi"per-al-jet'ik). Hyperalgesic.

hyperalgia (hi-per-al'je-ah) [Gr. *ὑπέρ* over + *ἄλγος* pain]. Abnormal sensitiveness to pain.

hyperalimentation (hi"per-al-im-en-ta'shun). Excess in the amount of food taken.

hyperalimentosis (hi"per-al-im-en-to'sis). Disease due to excess in eating.

hyperalkalescence (hi"per-al-kal-es'ens). An excess of alkalinity.

hyperalkalinity (hi"per-al-kal-in'it-e). Excessive alkalinity.

hyperalonemia (hi"per-al-o-ne'me-ah) [Gr. *ὑπέρ* over + *ἅλς* salt + *αἷμα* blood]. Excess of salts in the blood.

hyperaminoacidemia (hi"per-am-in-o-as-id-e'me-ah). Presence of amino-acids in the blood in excess of the normal amount

hyperamnesia (hi-per-am-ne'se-ah). Hypamnesia.

hyperanacinesia (hi"per-an-as-in-e'ze-ah). Hyperanakinesia.

hyperanakinesia, hyperanakinesis (hi"per-an-ak-in-e'ze-ah, hi"per-an-a-kin-e'sis) [Gr. *ὑπέρ* over + *ἀνακίνησις* exercise]. Excessive mechanic activity, as of the stomach (*h. ventric'uli*).

hyperaphia (hi-per-a'fe-ah) [Gr. *ὑπέρ* over + *ἁφή* touch]. Excessive tactile sensibility.

hyperaphic (hi-per-af'ik). Characterized by hyperaphia

hyperazotemia (hi"per-a-zo-te'me-ah) [Gr. *ὑπέρ* over + *azotemia*]. The presence of an abnormally large amount of nitrogenous matter in the blood.

hyperazoturia (hi"per-az-o-tu're-ah). Presence of an excessive amount of nitrogenous matter in the urine.

hyperblastosis (hi-per-blas-to'sis) [Gr. *ὑπέρ* over + *βλάστος* germ]. An overgrowth of some specific tissue.

hyperbrachycephalic (hi"per-bra-ke-sef-al'ik). Excessively brachycephalic.

hyperbrachycephaly (hi"per-brak-is-ef'a-le) Extreme brachycephaly.

hyperbulia (hi-per-bu'le-ah) [Gr. *ὑπέρ* over + *βουλή* will] Morbid development of the will; insane wilfulness.

hypercalcemia (hi-per-kal-se'me-ah) [Gr. *ὑπέρ* over + *calcium* + Gr. *αἷμα* blood]. A dangerous rise of blood calcium.

hypercapnia (hi-per-kap'ne-ah) [Gr. *ὑπέρ* over + *καπνός* smoke]. Excess of carbon dioxid in the blood or in the lungs.

hypercatharsis (hi"per-kath-ar'sis) [Gr. *ὑπέρ* over + *κάθαρσις* purge]. Excessive purgation.

hypercathartic (hi"per-kath-ar'tik) [Gr. *ὑπέρ* over + *καθαρτικός* purgative]. Excessively cathartic.

hypercementosis (hi"per-sem-en-to'sis). Excessive development of the tooth-cement.

hypercenesthesia (hi-per-sēn-es-the'ze-ah) [Gr. *ὑπέρ* over + *cenesthesia*]. A feeling of exaggerated well-being such as is seen in general paralysis and sometimes in mania.

hyperchlorhydria (hi"per-klor-hid're-ah) [Gr. *ὑπέρ* over + *χλωρός* green (chlorin) + *ὕδωρ* water (hydrogen)]. Excessive secretion of hydrochloric acid by the stomach cells. **larval h.**, hyperchlorhydria without any symptoms.

hyperchlorid (hi-per-klo'rid). A perchlorid.

hyperchloridation (hi"per-klo-rid-a'shun) The administration of an excess of sodium chlorid to the patient

hypercholesterinemia (hi"per-ko-les"ter-in-e'me-ah). The presence of an excess of cholesterin in the blood.

hypercholesterolemia (hi"per-ko-les-ter-ol-e'me-ah) [Gr *ὑπέρ* over + *cholesterol* + *αἷμα* blood]. Excess of cholesterol in the blood

hypercholia (hi-per-ko'le-ah) [Gr. *ὑπέρ* over + *χολή* bile]. Excessive secretion of bile.

hyperchromasia (hi-per-kro-ma'se-ah). Hyperchromatism.

hyperchromatic (hi"per-kro-mat'ik). Containing an abnormally large number of chromosomes

hyperchromatin (hi-per-kro'mat-in). The part of the chromatin that stains with blue anilin dyes

hyperchromatism, hyperchromatosis (hi-per-kro'mat-izm, hi"per-kro-mah-to'sis) [Gr *ὑπέρ* over + *χρῶμα* color]. Excessive pigmentation; especially a form of degeneration of a cell-nucleus in which it becomes filled with particles of pigment, or chromosomes. **macrocytar h.** See *hyperchromatic macrocythemia*, under *macrocythemia.*

hyperchromatopsia (hi-per-kro"mat-op'se-ah) [Gr. *ὑπέρ* over + *χρῶμα* color + *ὄψις* vision]. A condition in which all objects appear colored

hyperchromemia (hi-per-kro-me'me-ah) [Gr *ὑπέρ* over + *χρῶμα* color + *αἷμα* blood]. A high color-index of the blood.

hyperchromia (hi-per-kro'me-ah). See *hyperchromatism.*

hyperchylia (hi-per-ki'le-ah). Same as *hyperchlorhydria.*

hypercinesia (hi"per-sin-e'ze-ah). Same as *hyperkinesia.*

hypercoria (hi-per-ko're-ah). See *hyperkoria.*

hypercrinism (hi-per-kri'nizm) [Gr. *ὑπέρ* over + *κρίνειν* to separate] The bodily state caused by excessive secretion of any endocrine gland.

hypercryalgesia (hi"per-kri-al-je'ze-ah) [Gr. *ὑπέρ* over + *κρύος* cold + *ἄλγος* pain]. Excessive sensitiveness to cold.

hypercryesthesia (hi"per-kri-es-the'ze-ah) [Gr. *ὑπέρ* over + *κρύος* cold + *αἴσθησις* sensation]. Hypercryalgesia

hypercrysæsthesia (hi-per-kris-es the'ze-ah). Hypercryesthesia.

hypercyanotic (hi"per-si-an-ot'ik). Extremely cyanotic

hypercyesis (hi"per-si-e'sis) [Gr. *ὑπέρ* over + *κύησις* gestation]. Superfetation.

hypercythemia (hi"per-si-the'me-ah) [Gr. *ὑπέρ* over + *κύτος* cell + *αἷμα* blood]. Excess in the number of red blood-corpuscles.

hypercytochromia (hi-per-si-to-kro'me-ah) [Gr. *ὑπέρ* over + *κύτος* cell + *χρῶμα* color]. Increased staining capacity of a blood-cell.

hypercytosis (hi"per-si-to'sis) [Gr. *ὑπέρ* over + *κύτος* cell]. Hyperleukocytosis.

hyperdactylia (hi-per-dak-til'e-ah) [Gr. *ὑπέρ* over + *δάκτυλος* finger]. The presence of supernumerary fingers or toes.

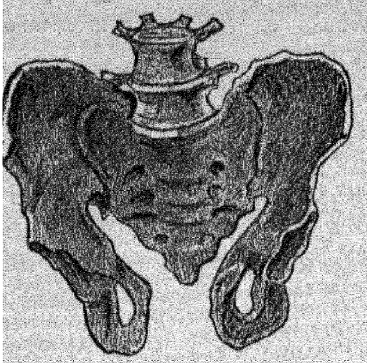

Split pelvis.

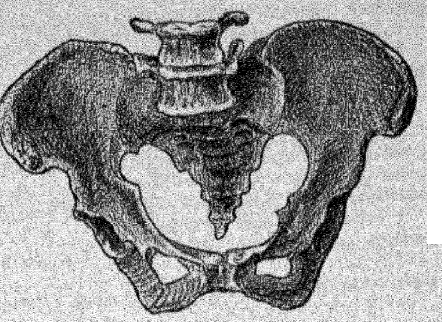

Pelvis spinosa (acanthopelvis).

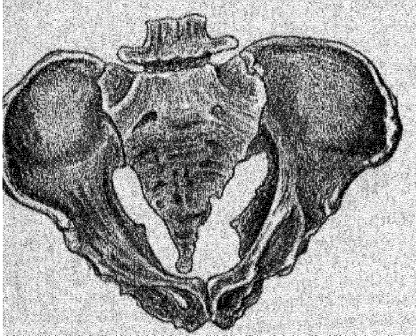

Kyphotic pelvis (from above).

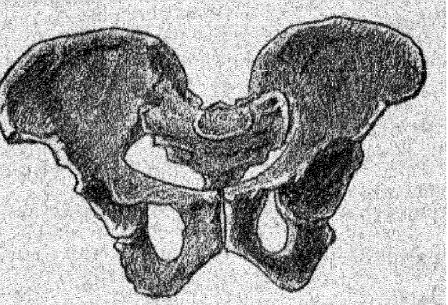

Typic flat rachitic pelvis.

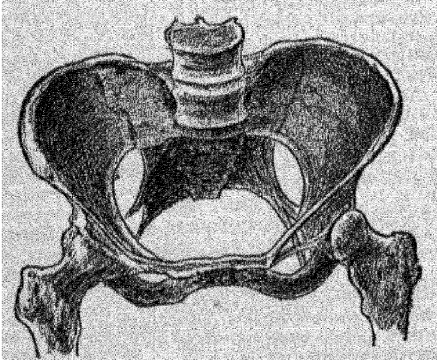

Simple flat pelvis.

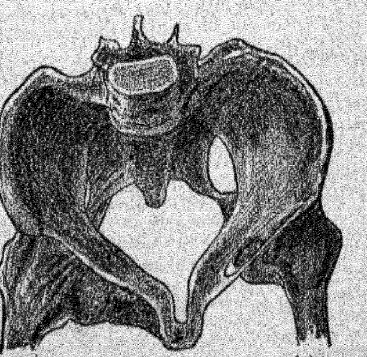

Osteomalacic pelvis (minor grade).

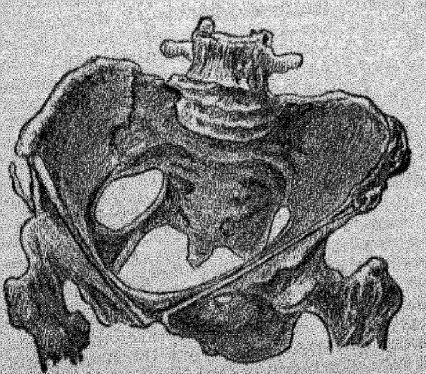

Coxalgic pelvis.

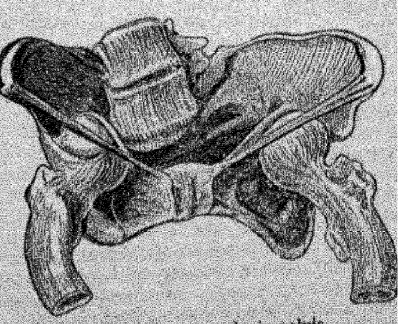

Pseudo-osteomalacic pelvis.

hyperhidrosis, hyperidrosis (hi"per-hid-ro'sis, hi"per-id-ro'sis) [Gr. *ὑπέρ* over + *ἱδρώς* sweat]. Excessive sweating.

hyperhydrochloria (hi"per-hi-dro-klo're-ah). Hyperchlorhydria.

hyperhydrochloridia (hi"per-hi-dro-klo-rid'e-ah). Hyperchlorhydria

hyperhypercytosis (hi"per-hi-per-si-to'sis). Hyperleukocytosis in which the neutrophils are relatively increased.

hyperhypocytosis (hi"per-hi-po-si-to'sis). Leukopenia in which the proportion of neutrophils is abnormally large.

hyperideal (hi-per-i'de-al). An improved modification of Ehrlich's "606" See *salvarsan*.

hyperimmunity (hi-per-im-u'nit-e) Increased immunity.

hyperimmunization (hi"per-im-u-niz-a'shun). Introduction of organisms into the body beyond the point of establishment of immunity.

hyperingestion (hi"per-in-jes'tshun). Abnormally free ingestion of food or drink.

hyperinosemia (hi"per-in-o-se'me-ah) [Gr *ὑπέρ* over + *ἶς* fiber + *αἷμα* blood]. An excess of fibrin in the blood.

hyperinosis (hi"per-in-o'sis) [Gr. *ὑπέρ* over + *ἶς* fiber]. Same as *hyperinosemia*.

hyperinsulinism (hi-per-in'su-lin-izm). Excessive secretion of insulin by the pancreas, resulting in hypoglycemia

hyperinterrenopathy (hi"per-in-ter-re-nop'ath-e) [Gr. *ὑπέρ* over + *interrenal* + Gr. *πάθος* disease]. Any disease due to overactivity of the cortex of the suprarenal gland

hyperinvolution (hi"per-in-vo-lu'shun). Too complete involution, as of the womb.

hyperisotonia (hi"per-i-so-to'ne-ah) [Gr *ὑπέρ* over + *ἴσος* equal + *τόνος* tone]. Marked equality of tone or of tonicity.

hyperisotonic (hi"per-i-so-ton'ik) [Gr. *ὑπέρ* over + *ἴσος* equal + *τόνος* tension or tone] Noting a serum containing more salt than is necessary to preserve the red corpuscles.

hyperkeratomycosis (hi"per-ker"at-o-mi-ko'sis) [*hyperkeratosis* + Gr. *μύκης* fungus]. Hypertrophy of a corneous tissue, due to a microphyte.

hyperkeratosis (hi"per-ker-at-o'sis) [Gr. *ὑπέρ* over + *κέρας* horn]. 1. Hypertrophy of the corneous layer of the skin, or any disease characterized by it. 2. Hypertrophy of the cornea **h. excen'trica.** See *porokeratosis*. **h. lacuna'ris,** a condition in which the tonsillar crypts contain hard, firmly attached masses **h. lin'guæ.** See *black tongue*, under *tongue*. **h. subungua'lis,** hyperkeratosis affecting the nail-beds.

hyperketonuria (hi"per-ke-to-nu're-ah). The presence of an excessive quantity of ketone in the urine.

hyperkinesia, hyperkinesis (hi"per-kin-e'ze-ah, hi"per-kin-e'sis) [Gr. *ὑπέρ* over + *κίνησις* energy]. Preternatural or excessive mobility. **professional h.,** occupation neurosis.

hyperkoria (hi-per-ko're-ah) [Gr. *ὑπέρ* over + *κόρος* satiety]. An early sense of satiety.

hyperlactation (hi-per-lak-ta'shun). Excessive secretion of milk.

hyperlethal (hi-per-le'thal). More than enough to cause death.

hyperleukocytosis (hi"per-lu"ko-si-to'sis) [Gr. *ὑπέρ* over + λευκός white + *κύτος* cell]. Excess in the number of leukocytes.

hyperlipemia (hi-per-li-pe'me-ah) [Gr. *ὑπέρ* over + *lipemia*]. Excess of fat in the blood

hyperlipoidemia (hi-per-li-poi-de'me-ah) [Gr. *ὑπέρ* over + *lipoidemia*]. Excess of lipoids in the blood.

hyperliposis (hi-per-lip-o'sis) [Gr. *ὑπέρ* over + *liposis*]. An excess of liposin in the blood-serum.

hyperlithic (hi"per-lith'ik). Containing an excess of lithic acid.

hyperlithuria (hi"per-lith-u're-ah). Excess of lithic (uric) acid in the urine.

hypermastia (hi-per-mas'te-ah) [Gr. *ὑπέρ* over + *μαστός* breast]. 1. The presence of one or more supernumerary mammary glands. 2. Hypertrophy of the mammary gland.

hypermature (hi"per-mat-ūr'). Past the stage of maturity.

hypermegasoma (hi"per-meg-ah-so'mah) [Gr. *ὑπέρ* over + *μέγας* great + *σῶμα* body]. Excessive tallness and size.

hypermesosoma (hi"per-mes-o-so'mah) [Gr. *ὑπέρ* over + *μέσος* middle + *σῶμα* body]. A stature somewhat exceeding the ordinary.

hypermetabolism (hi"per-met-ab'o-lizm). Abnormally increased utilization of material by the body; increased metabolism.

hypermetamorphosis (hi"per-met-ah-mor-fo'sis). Too rapid drift of thought-activity, leading to mental distraction and confusion, and forming a chief element in mania.

hypermetaplasia (hi"per-met-ap-la'se-ah). Abnormally increased metaplasia.

hypermetria (hi-per-me'tre-ah) [Gr. *ὑπέρ* over + *μέτρον* to measure]. Exaggerated extension of a part in a given direction; excessive range of movement.

hypermetrope (hi-per-met'rōp). A far-sighted person.

hypermetropia (hi"per-me-tro'pe-ah) [Gr. *ὑπέρ* over + *μέτρον* measure + *ὤψ* eye]. Far-sightedness; hyperopia. See *hyperopia*.

hypermicrosoma (hi"per-mi-kro-so'mah) [Gr. *ὑπέρ* over + *μικρός* small + *σῶμα* body]. A very low stature; marked dwarfishness.

hypermnesia (hi-perm-ne'ze-ah) [Gr. *ὑπέρ* over + *μνήσις* memory]. Abnormal or extreme retentiveness of memory.

hypermorph (hi'per-morf) [Gr *ὑπέρ* over + *μόρφη* form]. A person who is tall but of low sitting height, with bony and narrow arms and legs, slender body, narrow nose, shoulders, thorax, and lips. Cf *mesomorph*.

hypermotility (hi"per-mo-til'it-e). Excessive or abnormal motility.

hypermyotonia (hi"per-mi-o-to'ne-ah) [Gr. *ὑπέρ* over + *μῦς* muscle + *τόνος* tone]. Excess of muscular tonicity.

hypermyotrophy (hi"per-mi-ot'ro-fe) [Gr. *ὑπέρ* over + *μῦς* muscle + *τροφή* nourishment]. Excessive development of the muscular tissue.

hypernanosoma (hi"per-na-no-so'mah) [Gr. *ὑπέρ* over + *νᾶνος* dwarf + *σῶμα* body]. A very low but not absolutely dwarfish stature.

hypernea (hi-per-ne'ah). Hypernoia.

hyperneocytosis (hi"per-ne-o-si-to'sis) [Gr. *ὑπέρ* over + *νέος* new + *κύτος* cell]. Hyperleukocytosis in which many immature forms of leukocytes are present.

hypernephroid (hi-per-nef'roid). Resembling the adrenal body.

hypernephroma (hi"per-nef-ro'mah) [Gr. *ὑπέρ* over + *νεφρός* kidney + *-ωμα* tumor]. A tumor derived from suprarenal tissue, either of the gland itself, or misplaced in the kidney or elsewhere.

hyperneurotization (hi"per-nu-rot-iz-a'shun) [Gr. *ὑπέρ* over + *νεῦρον* nerve]. The implantation of a foreign motor nerve into a muscle possessing its normal innervation in order to increase the energy force of the muscle.

hypernitremia, hypernitræmia (hi"per-ni-tre'me-ah) [Gr *ὑπέρ* over + *nitrogen* + Gr. *αἷμα* blood] Excessive quantity of nitrogen in the blood.

hypernœa, hypernoia (hi-per-ne'ah) [Gr. *ὑπέρ* over + *νοῦς* mind]. Excessive mental activity.

hypernomic (hi-per-nom'ik) [Gr. *ὑπέρ* above + *νόμος* law]. Above the law; unrestrained, excessive.

hypernormal (hi-per-nor'mal). In excess of what is normal.

hypernormocytosis (hi-per-nor"mo-si-to'sis) [Gr. *ὑπέρ* over + *normocytosis*]. Excessive increase in the proportion of neutrophils in the blood.

hypernutrition (hi"per-nu-trish'un). Overfeeding and its ill effects.

hyperol (hi'per-ol). A solid preparation containing 34 per cent. of hydrogen dioxid. It is claimed to be two molecules of urea with one of hydrogen peroxid.

hyperontomorph (hi-per-on'to-morf) [Gr. *ὑπέρ* excessive + *ων* being + *μόρφη* form] A person with a tendency to hyperthyroidism.

hyperonychia (hi"per-o-nik'e-ah) [Gr. *ὑπέρ* over + *ὄνυξ* nail]. Hypertrophy of the nails.

hyperope (hi'per-ōp). A far-sighted person.

hyperopia (hi-per-o'pe-ah) [Gr. *ὑπέρ* over + *ὤψ* eye]. Far-sightedness, the focusing of parallel rays behind the retina. **absolute h.**, that which can be partially corrected by accommodation. **axial h.**, that which is due to shortness of the anteroposterior axis of the eye. **curvature h.**, hyperopia due to changes in the curvature of the refracting surfaces. **facultative h.**, that which can be entirely corrected by the unaided accommodative power of the eye. **index h.**, hyperopia caused by deficient refractive power in the media of the eye. **latent h.**, that part of the total hyperopia that is constantly concealed by accommodative effort. **manifest h.**, that which may be corrected by accommodation aided by convex lenses. **relative h.**, that in which vision is distinct only when excessive convergence is made. **total h.**, manifest and latent hyperopia combined.

hyperorchidism (hi-per-or'kid-izm) [Gr. *ὑπέρ* over + *ὀρχίς* testicle]. Abnormal activity of the internal secretion of the testicle.

hyperorexia (hi"per-o-reks'e-ah) [Gr. *ὑπέρ* over + *ὄρεξις* appetite] Abnormal increase in the sensation of hunger. See *bulimia*.

hyperorthocytosis (hi"per-or-tho-si-to'sis) [Gr. *ὑπέρ* over + *ὄρθος* straight + *κύτος* cell]. Hyperleukocytosis in which the proportion of the various forms of leukocytes is normal

hyperosmia (hi-per-oz'me-ah) [Gr. *ὑπέρ* over + *ὀσμή* smell]. Morbid sensitiveness to odors.

hyperosmotic (hi-per-os-mot'ik). Producing or caused by abnormally rapid osmosis.

hyperosphresia, hyperosphresis (hi"per-os-fre'ze-ah, hi"per-os-fre'sis) [Gr *ὑπέρ* over + *ὄσφρησις* smell]. Same as *hyperosmia*.

hyperosteogeny (hi-per-os-te-oj'en-e) [Gr. *ὑπέρ* over + *ὀστέον* bone + *γεννᾶν* to produce]. Hypertrophy of bone.

hyperostosis (hi"per-os-to'sis) [Gr. *ὑπέρ* over + *ὀστέον* bone]. Hypertrophy of bone; exostosis.

hyperovaria (hi"per-o-va're-ah) [Gr. *ὑπέρ* over + L. *ova'rium* ovary]. Sexual precocity in girls from excessive ovarian secretion.

hyperovarianism (hi"per-o-va're-an-izm). Hyperovaria.

hyperoxemia (hi-per-ok-se'me-ah) [Gr. *ὑπέρ* over + *ὀξύς* sharp + *αἷμα* blood]. Excessive acidity of the blood

hyperoxidation (hi"per-ok-sid-a'shun). Excess in the amount of oxygen present.

hyperparasite (hi-per-par'as-īt) [Gr. *ὑπέρ* over + *parasite*]. A parasite that preys on a parasite; a parasite of a parasite.

hyperpepsia (hi-per-pep'se-ah) [Gr. *ὑπέρ* over + *πέψις* digestion]. Dyspepsia with excess of chlorids in the gastric juice.

hyperpepsinia (hi"per-pep-sin'e-ah). Abnormally profuse secretion of pepsin in the stomach.

hyperperistalsis (hi"per-per-e-stal'sis). Excessively active peristalsis.

hyperphalangism (hi"per-fa-lan'jizm). The existence of a supernumerary phalanx on a finger or toe.

hyperphonia (hi-per-fo'ne-ah) [Gr. *ὑπέρ* over + *φονή* voice]. Excessive energetic phonation, as seen in stammerers.

hyperphoria (hi-per-fo're-ah) [Gr. *ὑπέρ* over + *φορός* bearing]. The elevation of one visual axis above the other.

hyperphosphine (hi-per-fos'fin). Calcium phosphoglycerite, $C_3H_7CaPO_2.2H_2O$, a tonic and nerve stimulant. used in neurasthenia, headache, neuralgia, etc

hyperphrenia (hi-per-fre'ne-ah) [Gr. *ὑπέρ* over + *φρήν* mind]. 1 Great mental excitement. 2. Excessive mental activity.

hyperpiesia (hi-per-pi-e'si ah). A condition whose essential feature and earliest manifestation is hyperpiesis or elevated blood-pressure without discoverable cardiovascular changes (Allbutt).

hyperpiesis (hi"per-pi-e'sis) [Gr. *ὑπέρ* over + *πίεσις* pressure]. Abnormally high pressure. as elevated blood-pressure.

hyperpietic (hi"per-pi-et'ik). Showing abnormally high blood-pressure, also a person with high blood-pressure.

hyperpigmentation (hi"per-pig-men-ta'shun). Extremely marked pigmentation.

hyperpinealism (hi-per-pi'ne-al-izm). Abnormal activity of pineal gland.

hyperpituitarism (hi"per-pit-u'it-ar-izm). A condition due to pathologically increased activity of the pituitary gland, and marked by gigantism or akromegaly.

hyperplasia (hi-per-pla'ze-ah) [Gr. *ὑπέρ* over + *πλάσις* formation]. The abnormal multiplication or increase in number of the tissue elements. **polar h.**, excessive development at either extremity of the embryo, producing a monster with either two heads or three or more limbs.

hyperplasmia (hi-per-plaz'me-ah) [Gr. *ὑπέρ* over + *plasma*]. 1. Excess in the proportion of blood-plasm to corpuscles. 2 Abnormally large size of erythrocytes through the absorption of plasma.

hyperplastic (hi-per-plas'tik). Pertaining to or characterized by hyperplasia.

hyperpnea, hyperpnœa (hi-perp-ne'ah) [Gr. *ὑπέρ* over + *πνοή* breath] Abnormal exaggeration of the respiratory movements.

hyperporosis (hi-per-po-ro'sis). Excessive callus formation.

hyperpraxia (hi-per-praks'e-ah) [Gr. *ὑπέρ* over + *πρᾶξις* exercise]. Abnormal or maniacal activity.

hyperpresbyopia (hi"per-pres-be-o'pe-ah). Hypermetropia.

hyperprochoresis (hi"per-pro-ko-re'sis) [Gr. *ὑπέρ* over + *πρό* forward + *χορεία* dance]. Abnormal increase of a motor propulsive function; specifically, hyperperistalsis.

hyperprosexia (hi"per-pro-sek'se-ah) [Gr. *ὑπέρ* over + *προσέξειν* to heed]. A condition in which the mind is occupied by one idea to the exclusion of others

hyperproteosis (hi"per-pro-te-o'sis). A condition caused by an excess of protein in the diet.

hyperpselaphesia (hi"perp-sel-af-e'ze-ah) [Gr. *ὑπέρ* over + *ψηλάφησις* touch]. Abnormal increase of tactile sensibility.

hyperpsychosis (hi"per-si-ko'sis) [Gr. *ὑπέρ* over + *ψυχή* mind] Exaggeration of the function of thought in which flow of thought is abnormally rapid.

hyperpyremia, hyperpyræmia (hi"per-pi-re'me-ah) [Gr. *ὑπέρ* over + *πυρεῖα* fuel + *αἷμα* blood]. Excess of unoxidized carbonaceous matter in the blood.

hyperpyretic (hi"per-pi-ret'ik). Excessively feverish.

hyperpyrexia (hi"per-pi-reks'e-ah) [Gr. ὑπέρ over + πυρέσσειν to be feverish]. A high degree of fever.

hyperpyrexial (hi"per-pi-rek'se-al). Pertaining to hyperpyrexia.

hyperquantivalent idea (hi-per-quan-tiv'al-ent). See under *idea*

hyperreflexia (hi-per-re-flex'e-ah) [Gr. ὑπέρ over + *reflex*]. Exaggeration of reflexes.

hyperresonance (hi-per-rez'o-nans). An exaggerated resonance.

hyperrhinoplaty (hi-per-ri'no-plat-e) [Gr ὑπέρ over + ῥίς nose + πλατύς wide]. Abnormally great breadth of the bridge of the nose, sometimes accompanied by hypertrophy of the bone. **interocular h.**, ocular hypertelorism.

hypersalivation (hi-per-sal-iv-a'shun). The condition in which saliva is secreted in abnormal quantities.

hypersecretion (hi-per-se-kre'shun). Excessive or too copious secretion. **gastric h.**, hyperchlohydria.

hypersensibility (hi"per-sen-sib-il'it-e). See *anaphylaxis*.

hypersensitive (hi-per-sen'sit-iv) 1. Abnormally sensitive. 2 Having the specific or general ability to react with characteristic symptoms to the application or contact with certain substances (allergens) in amounts innocuous to normal individuals.

hypersensitization (hi"per-sen-sit-iz-a'shun). The process of rendering or the condition of being abnormally sensitive; especially the condition of anaphylaxis or increased susceptibility to infection. See *anaphylaxis*.

hyperskeocytosis (hi-per-ske"o-si-to'sis) [Gr ὑπέρ over + σκαίος left + κύτος cell]. Same as *hyperneocytosis*.

hypersomnia (hi-per-som'ne-ah) [Gr. ὑπέρ over + L. *som'nus* sleep]. Pathologically excessive sleep.

hypersphyxia (hi-per-sfiks'e-ah) [Gr. ὑπέρ over + σφύξις pulse]. Increased activity of the circulation with heightened blood-pressure.

hypersplenia, hypersplenism (hi-per-sple'ne-ah, hi-per-sple'nizm). Increased hemolytic spleen action.

hypersthenia (hi-per-sthe'ne-ah) [Gr. ὑπέρ over + σθένος strength]. Exalted strength or tonicity.

hypersthenuria (hi"per-sthen-u're-ah) [Gr. ὑπέρ over + σθένος strength + οὖρον urine]. Increased urinary secretion marked by elevation of the freezing-point of the urine on account of its being diluted.

hypersuprarenalism (hi-per-su-prah-re'nal-izm). Overfunction of the suprarenal capsule; hyperadrenalism

hypersusceptibility (hi"per-sus-ep-tib-il'it-e). A condition of abnormal susceptibility to poisons, infective agents, or agents which in the normal individual are entirely innocuous, etc. The term is sometimes used improperly as synonymous with anaphylaxis.

hypersystole (hi-per-sis'to-le). Abnormal exaggeration of the systole.

hypersystolic (hi"per-sis-tol'ik). Characterized by hypersystole, having heart-beats of excessive force.

hypertarachia (hi"per-tar-ak'e-ah) [Gr. ὑπέρ over + ταραχή confusion]. Extreme irritability of the nervous system.

hypertelorism (hi-per-te'lor-izm) [Gr ὑπέρ over + τῆλε far + ὁρίζω to separate] Abnormal width between two organs or parts **ocular h.**, a craniofacial deformity characterized by great breadth of the bridge of the nose with correspondingly great width between the eyes

hypertension (hi-per-ten'shun) [Gr ὑπέρ over + *tension*]. Abnormally high tension; especially high blood pressure. **essential h.**, high blood-pressure without the presence of any discoverable pathologic lesion.

hypertensive (hi-per-ten'siv). Characterized by increased blood-pressure, causing a rise of blood-pressure.

hypertensor (hi-per-ten'sor). Producing increased blood-pressure.

hyperthelia (hi-per-the'le-ah) [Gr. ὑπέρ over + θηλή nipple]. The presence of supernumerary nipples.

hyperthermal (hi-per-ther'mal). Marked by abnormally high temperature

hyperthermalgesia (hi"per-ther-mal-je'ze-ah) [Gr. ὑπέρ over + θέρμη heat + ἄλγησις pain]. Abnormal sensitiveness to heat.

hypertherman (hi-per-ther'man) A sterile milk containing a definite dosage of *Bacterium coli bovinum* for injection in non-specific protein therapy. It produces marked general and local reactions

hyperthermesthesia (hi-per-ther"mes-the'zhe-ah) [Gr ὑπέρ over + θέρμη heat + αἴσθησις sensation] Increased sensibility for heat

hyperthermia (hi-per-ther'me-ah) [Gr. ὑπέρ over + θέρμη heat]. An abnormally high temperature.

hyperthermin (hi-per-ther'min). A preparation similar to ambrine.

hyperthermo-esthesia (hi-per-ther"mo-es-the'ze-ah). Abnormal sensitiveness to heat

hyperthermy (hi-per-ther'me). Hyperthermia.

hyperthymia (hi-per-thi'me-ah) [Gr ὑπέρ excessive + θύμη mind]. Excessive emotionalism

hyperthymism (hi-per-thi'mizm). Hyperthymization

hyperthymization (hi"per-thi-miz-a'shun) [Gr. ὑπέρ over + *thymus*] Excessive activity of the thymus gland, producing a form of poisoning.

hyperthyrea (hi-per-thi're-ah). Hyperthyreosis.

hyperthyreosis, hyperthyroidation (hi"per-thi-re-o'sis, hi"per-thi-roid-a'shun) [Gr ὑπέρ over + *thyroid*] Overactivity of the thyroid gland, as in exophthalmic goiter.

hyperthyroid (hi-per-thi'roid). Marked by, or due to, hyperthyroidism.

hyperthyroidism (hi-per-thi'roi-dizm). A condition due to excessive functional activity of the thyroid gland.

hyperthyroidosis (hi"per-thi-ro-do'sis). Hyperthyroidism.

hypertonia (hi-per-to'ne-ah) [Gr. ὑπέρ over + τόνος tension] Excessive tone, tension, or activity **h. polycythæ'mica**, polycythemia with increased blood-pressure

hypertonic (hi-per-ton'ik) Showing abnormally great tension.

hypertonicity (hi"per-to-nis'it-e) Hypertonia.

hypertonus (hi-per-to'nus) Hypertonia.

hypertoxic (hi-per-tok'sik). Excessively toxic.

hypertoxicity (hi-per-tok-sis'it-e). The condition of being hypertoxic

hypertrichiasis, hypertrichosis (hi"per-trik-i'as-is, hi"per-trik-o'sis) [Gr ὑπέρ over + θρίξ hair]. An abnormal growth of hair, excessive hairiness **h. partia'lis**, the occurrence of hair in patches where it does not normally grow. **h. universa'lis**, the presence of hair over all the body and limbs

hypertrichophobia (hi"per-tri-ko-fo'be-ah). Worry over hypertrichiasis.

hypertrophia (hi-per-tro'fe-ah). Hypertrophy.

hypertrophic (hi-per-trof'ik). Pertaining to or marked by hypertrophy.

hypertrophy (hi-per'trof-e) [Gr ὑπέρ over + τροφή nutrition] The morbid enlargement or overgrowth of an organ or part (Leopoldt). **adaptive**

h., increased thickness of the walls of a hollow organ when the outflow is obstructed. **compensatory h.**, that which results from increased functional activity due to some physical defect. **complementary h.**, increase in size of the remaining part of an organ to take the place caused by loss of some portion of the organ. **concentric h.**, increased thickness of the walls of an organ, with no enlargement and with diminished capacity. **eccentric h.**, hypertrophy of a hollow organ, with dilatation of its cavity. **false h.**, increase in only one constituent element, more commonly the stroma. **functional h.**, hypertrophy of an organ or part caused by its increased activity. **Marie's h.**, enlargement of the soft parts of the joints resulting from periostitis. **numeric h.**, that which is due to an increased number of structural elements. **physiologic h.**, hypertrophy not due to an increase in the number of structural elements **pseudomuscular h.**, pseudohypertrophic paralysis. **quantitative h.**, hyperplasia **simple h.**, that which is due to a simple increase of the number of structural elements. **simulated h.**, increase in the size of a part (as the teeth), due to absence of the normal attrition **true h.**, that which is due to an increase of all the component elements **vicarious h.**, hypertrophy of an organ in consequence of the failure of action of another organ of allied function.

hypertropia (hi-per-tro'pe-ah) [Gr. *ὑπέρ* over + *τρέπειν* to turn]. Elevation of one of the visual axes.

hyperuresis (hi-per-u-re'sis). Polyuria.

hyperuricemia (hi''per-u-ris-e'me-ah). Excess of uric acid in the blood.

hypervaccination (hi-per-vak-sin-a'shun). A second inoculation of an immunized animal with enough antitoxin to enable it to afford a serum protective to other animals.

hypervascular (hi-per-vas'ku-lar). Extremely vascular

hypervenosity (hi-per-ve-nos'it-e). Excessive development of the venous system.

hyperviscosity (hi''per-vis-kos'it-e). Excessive viscosity.

hypervolemia (hi''per-vol-e'me-ah) [Gr. *ὑπέρ* over + *volume* + Gr. *αἷμα* blood]. Increased blood volume

hypesthesia, hypæsthesia (hi-pes-the'ze-ah) [Gr. *ὑπό* under + *αἴσθησις* sensation]. Impairment or lessening of tactile sensibility.

hypha (hi'fah), pl *hy'phæ* [L.]. One of the filaments composing the mycelium of a fungus.

hyphedonia (hip-he-do'ne-ah) [Gr. *ὑπό* under + *ἡδονή* pleasure]. Morbid diminution of the feeling of pleasure in acts that normally give pleasure.

hyphemia (hi-fe'me-ah) [Gr. *ὑπό* under + *αἷμα* blood]. 1. Oligemia or deficiency of blood. 2. Hemorrhage within the eye.

hyphidrosis (hif-id-ro'sis) [Gr. *ὑπό* under + *ἱδρώς* sweat]. Too scanty perspiration.

hyphogenic, hyphogenous (hi-fo-jen'ik, hi-foj'-en-us) Produced by hyphomycetes.

Hyphomycetes (hi''fo-mi-se'tēz), pl. [Gr. *ὑφή* web + *μύκης* fungus]. A group of fungi not otherwise classified, because their life history is not well known and hence called *fungi imperfecti*

hyphomycetic (hi''fo-mi-set'ik). Due to the presence of mold-fungi.

hyphomycosis (hi-fo-mi-ko'sis). Infection with lymphomycetes. **h. des'truens equi.** See *leeches*

hypinosis (hip-in-o'sis) [Gr. *ὑπό* under + *ἰνός, ἴς* fiber]. A scantiness of the fibrin elements of the blood; decreased coagulability of the blood.

hypinotic (hip-in-ot'ik). Pertaining to, or characterized by, hypinosis.

hypisotonic (hip-i-so-ton'ik). Less than isotonic.

hypnacetin (hip-nas'et-in). A phenol and acetophenone derivative, $CH_2CO\text{-}NH\text{-}C_5H_4\text{-}OCH_2CO\text{-}C_6H_5$, in transparent crystals hypnotic and antiseptic. Dose, 3–4 gr. (0.2–0.25 gm.).

hypnagogic state (hip-nag-oj'ik). See under *state*.

hypnagogue (hip'nag-og) [Gr. *ὕπνος* sleep + *ἀγωγός* leading]. Hypnotic.

hypnal (hip'nal) [Gr. *ὕπνος* sleep]. Monochloral hydrate antipyrin, $C_{11}H_{12}N_2O.CCl_3CH.(OH)_2$, a colorless, crystalline preparation of antipyrin and chloral hydrate, soluble in 15 parts of water: used as a hypnotic and analgesic. Dose, 15–30 gr. (1–2 gm.).

hypnalgia (hip-nal'je-ah) [Gr. *ὕπνος* sleep + *ἄλγος* pain]. Pain that recurs during sleep.

hypnapagogic (hip''nap-ag-oj'ik) [Gr. *ὕπνος* sleep + *ἀπό* away + *ἀγωγός* leading]. Preventing sleep.

hypnesthesia (hip-nes-the'ze-ah) [Gr. *ὕπνος* sleep + *αἴσθησις* sensation] Sleepiness.

hypnic (hip'nik) [Gr. *ὑπνικός*]. Inducing or pertaining to sleep.

hypno-acetin (hip''no-as'et-in). A proprietary hypnotic, acetophenonacetylamidophenolester, $C_6H_4(O\,CH_2\,CO\,C_6H_5)(NH.CO.CH_3)$. Dose, 2–4 gr. (0.13–0.25 gm.).

hypnocyst (hip'no-sist) [Gr. *ὕπνος* sleep + *κύστις* cyst]. A quiescent cyst.

hypnogen (hip'no-jen). Barbital

hypnogenic, hypnogenetic, hypnogenous (hip-no-jen'ik, hip''no-jen-et'ik, hip-noj'en-us) [Gr. *ὕπνος* sleep + *γεννᾶν* to produce]. Inducing sleep or hypnotism.

hypnoid, hypnoidal (hip'noid, hip-noi'dal). Resembling hypnosis or the hypnotic state.

hypnoidization (hip''noi-diz-a'shun). The production of light hypnosis or the hypnoid state. See under *state*.

hypnolepsy (hip'no-lep-se) [Gr. *ὕπνος* sleep + *λῆψις* seizure] Abnormal sleepiness.

hypnology (hip-nol'o-je) [Gr. *ὕπνος* sleep + *λόγος* treatise] The sum of what is known regarding sleep and hypnotism.

hypnonarcosis (hip''no-nar-ko'sis). Light hypnosis combined with narcosis.

hypnone (hip'nōn) [Gr. *ὕπνος* sleep]. See *acetophenone*.

hypnopompic (hip-no-pom'pik) [Gr. *ὕπνος* sleep + *πομπή* procession] Persisting after sleep; applied to visions or dreams that persist prior to complete awakening.

hypnopyrin (hip-no-pi'rin). A crystalline compound, soluble in water, being a chlorin derivative of quinin. It is hypnotic, analgesic, and antipyretic, and is used in rheumatism and various forms of neuralgia. Dose, 4 gr. (0.26 gm.).

hypnosia (hip-no'ze-ah) [Gr. *ὕπνος* sleep]. Unconquerable drowsiness

hypnosis (hip-no'sis) [Gr. *ὕπνος* sleep]. 1. Abnormal sleep; hypnotism. 2. The approach or production of sleep.

hypnosophy (hip-nos'o-fe) [Gr. *ὕπνος* sleep + *σοφία* wisdom]. The study of sleep and its phenomena.

hypnotal (hip'no-tal) See *diethyloxyacetyl-urea*.

hypnotherapy (hip-no-ther'ap-e) [Gr. *ὕπνος* sleep + *θεραπεία* treatment]. Treatment of disease by hypnotism

hypnotic (hip-not'ik) [Gr. *ὑπνωτικός*]. 1. Inducing sleep. 2. Pertaining to or of the nature of hypnotism. 3 A drug that induces sleep. The true hypnotics produce normal sleep, and include chloral, chloralamid, sulphonal, hypnal, hypnone, paraldehyd, somnal, acetanilid, ural, urethan. Hypnotics include also chloroform, opium,

ether, and other drugs that have an anodyne effect. **indirect h's**, agents that induce sleep by curing conditions that interfere with it, as iron in anemia, digitalis in vascular relaxation, etc.

hypnotism (hip'no-tizm) [Gr. *ὕπνος* sleep]. A condition of artificially induced sleep or of a trance resembling sleep. It is induced by having the patient gaze steadily at a bright spot, with relaxation of will power, and by making passes before the eyes. It has been used to produce anesthesia and to influence the patient by means of suggestion while in the hypnotic state.

hypnotist (hip'no-tist). One who performs hypnotism.

hypnotization (hip"no-tiz-a'shun). The induction of hypnotism.

hypnotize (hip'no-tīz). To put into a state of hypnotism.

hypnotoxin (hip-no-tok'sin). A toxin which is supposed to accumulate during the waking hours, until finally it is sufficient to inhibit the activity of the cortical cells and thus induce sleep.

hypo (hī'po). 1. A popular designation of hypochondriasis. 2. A contraction for sodium hyposulphite, used as a photographic fixing agent.

hypo- [Gr. *ὑπό* under]. A prefix denoting a lack or deficiency; also a position under or beneath In chemistry, it denotes that the principal element in the compound is combined in its lowest state of valence.

hypo-acidity (hi"po-as-id'it-e). Deficiency of acid; lack of normal acidity.

hypo-activity (hi"po-ak-tiv'it-e) Diminished activity.

hypo-adenia (hi"po-ad-e'ne-ah) [Gr. *ὑπό* under + *ἀδήν* gland]. Defective glandular activity.

hypo-adrenalemia (hi"po-ad-re-nal-e'me-ah). The presence of an abnormally small amount of adrenal secretion in the blood.

hypo-adrenalism (hi"po-ad-re'nal-izm). Hypoadrenia.

hypo-adrenia (hi"po-ad-re'ne-ah). Deficiency of adrenal activity.

hypo-alimentation (hi"po-al-im-en-ta'shun). Insufficient nourishment.

hypo-alkaline (hi-po-al'kal-in). Less alkaline than normal.

hypo-alkalinity (hi"po-al-kal-in'it-e). The state of being less alkaline than normal.

hypo-alonemia (hi"po-al-o-ne'me-ah) [Gr. *ὑπό* under + *ἅλς* salt + *αἷμα* blood]. A deficiency of salts in the blood.

hypo-amino-acidemia (hi"po-am"in-o-as-id-e'me-ah). The presence of less than the normal amount of amino-acids in the blood.

hypo-azoturia (hi"po-a-zo-tu're-ah) [Gr. *ὑπό* under + L. *azo'tum* nitrogen + Gr. *οὖρον* urine]. Diminished excretion of nitrogenous material in the urine.

hypobaropathy (hi-po-bar-op'ath-e) [Gr. *ὑπό* under + *βάρος* pressure + *πάθος* disease]. The disturbances experienced in high altitudes; aviator's disease, mountain sickness.

hypoblast (hī'po-blast) [Gr. *ὑπό* under + *βλαστός* germ]. The innermost of the layers of the blastoderm, or primitive embryo; the endoderm. From it are developed the epithelium of the alimentary canal and of the organs connected with it and that of the air-passages.

hypoblastic (hi-po-blas'tik). Pertaining to the hypoblast.

Hypobos'ca ru'fipes. A fly of South Africa whose bite transmits the *Trypanosoma theileri*.

hypobromite (hi-po-bro'mīt). Any salt of hypobromous acid.

hypobulia (hi-po-bu'le-ah) [Gr. *ὑπό* under + *βουλή* will]. Abnormal feebleness of the will.

hypocalcemia (hi"po-kal-se'me-ah) [Gr. *ὑπό* under + *calcium* + *αἷμα* blood]. Reduction of the blood calcium below normal.

hypocapnia (hi-po-kap'ne-ah) [Gr. *ὑπό* under + *κάπνος* smoke] Deficiency of carbon dioxid in the blood.

hypocelom, hypocœlom (hi-po-se'lom) [Gr. *ὑπό* under + *κοίλωμα* hollow]. The ventral portion of the cœlom of any embryonic cranial animal.

hypocenesthesia (hi"po-sen-es-the'ze-ah) [Gr. *ὑπό* over + *cenesthesia*] Lack of the normal sense of well-being, such as is seen in hypochondria.

hypochlorhydria (hi"po-klor-hid're-ah) [Gr. *ὑπό* under + *χλωρός* green + *ὕδωρ* water]. Too small a proportion of hydrochloric acid in the gastric juice.

hypochlorite (hi-po-klo'rīt) [Gr *ὑπό* under + *χλωρός* green]. Any salt of hypochlorous acid.

hypochlorization (hi"po-klo-riz-a'shun). Reduction of the amount of salt, sodium chlorid, in the diet.

hypochloruria (hi"po-klo-ru're-ah) [Gr *ὑπό* under + *chlorid* + Gr *οὖρον* urine]. Deficiency of chlorids in the urine.

hypocholesteremia (hi"po-ko-les-ter-e'me-ah). Decrease of cholesterin in the blood

hypochondria (hi-po-kon'dre-ah) 1 Plural of *hypochondrium* 2. Same as *hypochondriasis*.

hypochondriac (hi-po-kon'dre-ak) [Gr. *ὑπό* under + *χόνδρος* cartilage]. 1 Pertaining to the hypochondrium or to hypochondriasis 2. A person affected with hypochondriasis.

hypochondriacal (hi-po-kon-dri'ak-al). Affected with hypochondriasis.

hypochondriasis (hi"po-kon-dri'as-is) [so called because the hypochondrium, and especially the spleen, was supposed to be the seat of this disorder] Morbid anxiety about the health, often associated with a simulated disease and more or less pronounced melancholia.

hypochondrium (hi-po-kon'dre-um), pl. *hypochon'dria* [Gr. *ὑπό* under + *χόνδρος* cartilage]. The upper lateral region of the abdomen next below the lowest rib.

hypochordal (hi-po-kor'dal). Situated on the ventral side of the spinal cord.

hypochromatic (hi"po-kro-mat'ik). Containing an abnormally small number of chromosomes.

hypochromatism (hi-po-kro'mat-izm) [Gr. *ὑπό* under + *chromatin*]. Deficiency of the chromatin in a cell-nucleus.

hypochromatosis (hi"po-kro-mat-o'sis). The gradual fading and disappearance of the nucleus (the chromatin) of a cell. Called also *nuclear solution*.

hypochromemia (hi"po-kro-me'me-ah) [Gr. *ὑπό* under + *χρῶμα* color + *αἷμα* blood]. A condition in which the blood has an abnormally low color-index.

hypochromia (hi-po-kro'me-ah) [Gr. *ὑπό* under + *χρῶμα* color]. Deficiency of pigmentation or of coloring.

hypochrosis (hi-po-kro'sis) [Gr. *ὑπό* under + *χρῶσις* coloring]. Anemia in which there is an abnormally small amount of hemoglobin in the blood.

hypochylia (hi-po-ki'le-ah) [Gr. *ὑπό* under + *χυλός* chyle]. Deficiency of chyle or of digestive ferments.

hypocinesia, hypocinesis (hi"po-sin-e'ze-ah, hi"po-sin-e'sis) [Gr. *ὑπό* under + *κίνησις* movement]. Hypokinesis.

hypocist (hi'po-sist). Hypocistis.

hypocistis (hi-po-sis'tis). The juice and extract of various species of *Cytinus*, as of *C. hypocis'tis* of southern Europe· astringent.

hypocœlom (hi-po-se'lom). Hypocelom.

hypocolasia (hi-po-ko-la'zhah) [Gr. *ὑπό* under + *κολασις* hindering]. Abnormal weakness of the inhibiting mechanism of the body.

hypocondylar (hi-po-kon'dil-ar). Below a condyle.

hypocone (hi'po-kōn) [Gr. *ὑπό* under + *κῶνος* cone]. The distolingual cusp of an upper molar tooth.

hypoconid (hi-po-ko'nid). The distobuccal cusp of a lower molar tooth.

hypoconule (hi-po-kon'ūl). The distal, or fifth, cusp of an upper molar tooth.

hypoconulid (hi-po-kon'u-lid). The distal, or fifth cusp, of a lower molar tooth.

hypocrinism (hi-po-kri'nism) [Gr. *ὑπό* under + *κρίνειν* to secrete]. A bodily state due to deficient secretion of any endocrine gland.

hypocyclosis (hi"po-si-klo'sis) [Gr. *ὑπό* under + *κύκλος* circle]. Insufficiency of accommodation due either to undue rigidity of the crystalline lens (*lenticular h.*) or to weakness of the ciliary muscle (*ciliary h.*).

hypocystotomy (hi"po-sis-tot'o-me) [Gr. *ὑπό* under + *cystotomy*]. The surgical opening of the bladder through the perineum.

hypocytosis (hi"po-si-to'sis) [Gr. *ὑπό* under + *κύτος* cell]. Defect or scantiness of corpuscles in the blood.

hypoderm (hi'po-derm) [Gr. *ὑπό* under + *δέρμα* skin]. 1. The subcutaneous tissues. 2. A hypodermic injection.

Hypoderma (hi-po-der'mah) [Gr. *ὑπό* under + *δέρμα* skin]. A genus of warble flies of the family Œstridæ which cause myiasis of the skin **H. bo'vis**, a species which infests cattle, seriously damaging the hide and interfering with the nutrition of the animal. It sometimes causes a "creeping eruption" in man **H. linea'ris, H. linea'ta**, a warble fly of cattle in the United States.



Hypoderma bovis and its larva.

hypodermatoclysis (hi"po-der-mat-ok'lis-is). Hypodermoclysis

hypodermatomy (hi"po-der-mat'o-me) [Gr. *ὑπό* under + *δέρμα* skin + *τέμνειν* to cut]. Subcutaneous incision

hypodermic, hypodermatic (hi-po-der'mik, hi"-po-der-mat'ik) [Gr. *ὑπό* under + *δέρμα* skin]. Applied or administered beneath the skin.

hypodermoclysis (hi"po-der-mok'lis-is) [Gr. *ὑπό* under + *δέρμα* skin + *κλύσις* injection]. The introduction, into the subcutaneous tissues, of fluids, especially physiologic salt solution, in large quantity.

hypodermo-oxygenator (hi-po-der"mo-ok'se-jen-a-tor). An apparatus for giving oxygen subcutaneously for the treatment of dyspnea.

hypodynamia (hi"po-di-nam'e-ah). Diminished power. **h. cor'dis**, diminished cardiac power.

hypodynamic (hi-po-di-nam'ik) [Gr. *ὑπό* under + *δύναμις* power]. Of diminished power.

hypoema (hi-po-e'mah) [Gr. *ὑπό* under + *αἷμα* blood]. Hyphemia.

hypo-endocrinism (hi"po-en-dok'rin-izm) [Gr. *ὑπό* under + *ἔνδον* within + *κρίνειν* to secrete]. Abnormally decreased activity of the organs of internal secretion.

hypo-endocrisia (hi"po-en-do-kris'e-ah). Hypoendocrinism.

hypo-eosinophilia (hi"po-e-o-sin-o-fil'e-ah). Decrease in the eosinophil leukocytes of the blood.

hypo-epinephry (hi"po-ep-e-nef're) [Gr. *ὑπό* under + *ἐπί* upon + *νεφρός* kidney]. Inadequacy of the adrenal secretion.

hypo-equilibrium (hi"po-e-kwil-ib're-um). Unusual freedom from tendency to vertigo.

hypo-esophoria (hi"po-es-o-fo're-ah). Hypophoria combined with esophoria; a downward and inward strabismus.

hypo-exophoria (hi"po-eks-o-fo're-ah). Hypophoria combined with exophoria; a downward and outward strabismus.

hypofunction (hi-po-funk'shun). Diminished function.

hypogastric (hi-po-gas'trik) [L. *hypogas'tricus*]. Of or pertaining to the hypogastrium.

hypogastrium (hi-po-gas'tre-um) [Gr. *ὑπό* under + *γαστήρ* stomach]. The lower median anterior region of the abdomen.

hypogenesis (hi-po-jen'es-is) [Gr. *ὑπό* under + *γένεσις* production]. Defective growth or development. **polar h.**, defective development at either extremity of the embryo, resulting in some monstrosity.

hypogenetic (hi"po-jen-et'ik). Showing defective development.

hypogenitalism (hi-po-jen'it-al-izm). A eunuchoid condition due to defect of the internal secretion of the testicle or ovary.

hypogeusia (hi-po-gu'ze-ah) [Gr. *ὑπό* under + *γεῦσις* taste]. Impairment of the sense of taste.

hypogigantosoma (hi"po-ji-gan-to-so'mah) [Gr. *ὑπό* under + *γίγας* giant + *σῶμα* body]. Great height and size, not amounting to true gigantism.

hypoglobulia (hi"po-glo-bu'le-ah) [*hypo-* + *globule*]. Deficiency in the number of blood-corpuscles.

hypoglossal (hi-po-glos'al) [Gr. *ὑπό* under + *γλῶσσα* tongue]. Situated under the tongue. See also *nerves, table of*.

hypoglottis (hi-po-glot'is) [Gr. *ὑπό* under + *γλῶσσα* tongue]. 1. The under side or part of the tongue 2. See *ranula*.

hypoglycemia (hi-po-gli-se'me-ah) [Gr. *ὑπό* under + *γλυκύς* sweet + *αἷμα* blood]. A deficiency of sugar in the blood.

hypoglycogenolysis (hi-po-gli"ko-jen-ol'is-is). Defective glycogenolysis.

hypognathous (hi-pog'na-thus) [Gr. *ὑπό* under + *γνάθος* jaw]. 1. Having a protruding lower jaw. 2. Of the nature of a hypognathus.

hypognathus (hi-pog'na-thus) [Gr. *ὑπό* under + *γνάθος* jaw]. A monster-fetus with the head on the lower jaw.

hypogonadia (hi"po-go-nad'e-ah). Hypogonadism.

hypogonadism (hi-po-go'nad-izm). Decreased secretion of the internal secretion of the gonads; eunuchoidism.

hypohemia (hi-po-he'me-ah) [Gr. *ὑπό* under + *αἷμα* blood]. Anemia.

hypohepatia (hi"po-hep-at'e-ah) [Gr. *ὑπό* under + *ἧπαρ* liver]. Deficient functioning of the liver.

hypohidrosis (hi"po-hid-ro'sis) [Gr. *ὑπό* under + *ἱδρωσις* sweating]. Too scanty perspiration.

hypohydrochloria (hi"po-hi-dro-klo're-ah). Hypochlorhydria.

hypohyloma (hi"po-hi-lo'mah). A tumor due to hyperplasia of hylic tissues.

hypohypnotic (hi"po-hip-not'ik). Marked by light sleep or hypnosis.

hypohypophysism (hi"po-hi-pof'is-izm). Same as *hypopituitarism*.

hypo-idrosis (hi"po-id-ro'sis). Hypohidrosis.

hypo-inosemia (hi"po-in-o-se'me-ah) [Gr. *ὑπό* under + *ἶς, ἰνός* fiber + *αἷμα* blood]. Decreased coagulability of the blood.

hypo-insulinism (hi"po-in'su-lin-izm). Deficient secretion of insulin by the pancreas resulting in diabetes.

hypo-isotonic (hi″po-i-so-ton′ik). Less than isotonic; said of a solution having a lesser osmotic power than another.

hypokinesia (hi″po-kin-e′ze-ah). Hypokinesis.

hypokinesis (hi″po-kin-e′sis) [Gr. *ὑπό* under + *κίνησις* motion]. Diminution of motor function or activity.

hypokinetic (hi″po-kin-et′ik). Characterized by decreased functional activity.

hypokolasia (hi″po-ko-la′ze-ah) [Gr. *ὑπό* under *κολασις* hindrance] Functional weakness of the inhibiting mechanism.

hypolepidoma (hi″po-lep-id-o′mah) [Gr. *ὑπό* under + *λεπίς* scale + *-ωμα* tumor]. A tumor formed by hyperplasia of a hypoblastic tissue.

hypoleukemia, hypoleukæmia (hi″po-lu-ke′-me-ah). Same as *hypoleukocytosis*.

hypoleukocytosis (hi″po-lu″ko-si-to′sis). Deficiency of leukocytes in the blood.

hypoleukomatosis (hi″po-lu-ko-mat-o′sis). Hypalbuminosis

hypoliposis (hi-po-lip-o′sis). Deficiency of fat in the blood-serum or tissues.

hypolymphemia (hi″po-lim-fe′me-ah) [Gr. *ὑπό* under + *lymph* + *αἷμα* blood] Abnormal deficiency in the proportion of lymphocytes in the blood.

hypomania (hi-po-ma′ne-ah) [Gr. *ὑπό* under + *μανία* madness]. Mania of a moderate type.

hypomastia, hypomazia (hi-po-mas′te-ah, hi-po-ma′ze-ah) [Gr *ὑπό* under + *μαστός, μαζός* breast]. Abnormal smallness of the mammary glands.

hypomedication (hi″po-med-ik-a′shun). Hypodermic medication

hypomegasoma (hi″po-meg-as-o′mah) [Gr. *ὑπό* under + *μέγας* great + *σῶμα* body]. Tallness; tall stature

hypomelancholia (hi″po-mel-an-ko′le-ah) [Gr. *ὑπό* under + *μελαγχολία* melancholia]. Melancholia with but slight mental disorder.

hypomere (hi′po-mēr). The part of the mesoderm which develops into the walls of the pleuroperitoneal cavity.

hypomesosoma (hi″po-mes-o-so′mah) [Gr. *ὑπό* under + *μέσος* middle + *σῶμα* body]. A stature somewhat below the medium.

hypometabolism (hi″po-met-ab′o-lizm) [Gr. *ὑπό* under + *metabolism*]. Abnormally decreased utilization of any substance by the body in metabolism.

hypometria (hi-po-me′tre-ah) [Gr. *ὑπό* under + *μετρεῖν* to measure]. Diminished range of movement, a condition in which the movement falls short of reaching the intended point.

hypomicron (hi-po-mi′kron). See *submicron*.

hypomicrosoma (hi″po-mi-kro-so′mah) [Gr. *ὑπό* under + *μικρός* small + *σῶμα* body]. The very lowest normal stature.

hypomnesis (hi-pom-ne′sis) [Gr. *ὑπό* under + *μνήσις* memory]. Defective memory.

hypomotility (hi″po-mo-til′it-e). Deficient power of movement in any part.

hypomyotonia (hi″po-mi-o-to′ne-ah) [Gr. *ὑπό* under + *μῦς* muscle + *τόνος* tone]. Deficient muscular tonicity.

hypomyxia (hi-po-miks′e-ah) [Gr. *ὑπό* under + *μύξα* mucus]. Decreased secretion of mucus

hyponanosoma (hi″po-na-no-so′mah) [Gr. *ὑπό* under + *νᾶνος* dwarf + *σῶμα* body]. The extreme of dwarfishness, or nanism.

hyponea (hi-po-ne′ah) Hyponoia.

hyponeocytosis (hi″po-ne″o-si-to′sis) [Gr. *ὑπό* under + *νέος* new + *κύτος* cell]. Leukopenia with immature forms of leukocytes present in the blood.

hyponoia (hi-po-noi′ah) [Gr *ὑπό* under + *νοῦς* mind]. Sluggish mental activity.

hyponomoderma (hi″po-nom-o-der′mah). See *creeping eruption*, under *eruption*.

hyponychial (hi-po-nik′e-al). Beneath a nail.

hyponychium (hi-po-nik′e-um) [Gr. *ὑπό* under + *ὄνυξ* nail]. The epidermic layer upon which the body of the nail rests.

hyponychon (hi-pon′ik-on) [Gr. *ὑπό* under + *ὄνυξ* nail]. Ecchymosis beneath the nail.

hypo-orthocytosis (hi″po-or″tho-si-to′sis) [Gr. *ὑπό* under + *ὄρθος* regular + *κύτος* cell]. Leukopenia in which the relative proportion of the various forms of leukocytes is maintained.

hypo-ovaria (hi″po-o-va′re-ah). Defective endocrine action of the ovaries.

hypopancreatism (hi-po-pan′kre-at-izm). Diminished pancreatic activity.

hypoparathyreosis (hi″po-par-ah-thi-re-o′sis). The condition produced by defective action of the parathyroids or by the removal of those bodies.

hypoparathyroidism (hi″po-par-ah-thi′roi-dizm). Insufficiency of the parathyroid glands

hypopepsia (hi-po-pep′se-ah) [Gr. *ὑπό* under + *πέψις* digestion]. Impairment of digestion, due to deficient secretion of the gastric ferments.

hypopepsinia (hi-po-pep-sin′e-ah). Deficiency in the pepsin secretion of the stomach.

hypophalangism (hi″po-fal-an′jizm) Deficiency in the number of phalanges of a finger or toe.

hypopharyngoscope (hi-po-far-in′go-skōp). An instrument for inspecting the lower part of the pharynx.

hypopharyngoscopy (hi″po-far-in-gos′ko-pe). Examination of the lower part of the pharynx.

hypopharynx (hi-po-far′inks). The lower or laryngeal part of the pharynx.

hypophen (hi′po-fen). A proprietary extract of the pars nervosa and the pars intermedia of the hypophysis.

hypophonia (hi-po-fo′ne-ah) [Gr. *ὑπό* under + *φωνή* voice] Defective speech from incoordination of the muscles of vocalization

hypophoria (hi-po-fo′re-ah) [Gr *ὑπό* under + *φόρος* bearing]. The condition in which the visual axis of one eye falls below that of the other.

hypophosphite (hi-po-fos′fīt). Any salt of hypophosphorous acid. See under *calcium*.

hypophosphites, syrup of (hi-po-fos′fits) [L *syrup′us hypophosphi′tum*]. A syrup of the hypophosphites of calcium, potassium, and sodium: useful in phthisis, scrofula, and rickets. Dose, 1–2 fl dr. (4–8 c.c.).

hypophrenia (hi-po-fre′ne-ah) [Gr. *ὑπό* below + *φρήν* mind] Feeble-mindedness

hypophrenic (hi-po-fren′ik) [Gr. *ὑπό* under + *φρήν* diaphragm]. 1. Below the diaphragm. 2. Feeble-minded.

hypophrenosis (hi″po-fren-o′sis) Southard's term for feeble-mindedness, including idiocy, imbecility, enormity, and subnormality.

hypophyseal, hypophysial (hi-po-fiz′e-al). Pertaining to a hypophysis, especially the pituitary body.

hypophysectomize (hi-pof-iz ek′to-mīz). To remove the hypophysis

hypophysectomy (hi-pof-is-ek′to-me) [*hypophysis* + Gr. *ἐκτομή* excision]. Surgical removal of the hypophysis or pituitary body.

hypophyseoprivic, hypophyseoprivous (hi-po-fiz″e-o-priv′ik, -op′riv-us). Due to deficiency of the internal secretion of the pituitary body; dyspituitarism.

hypophysin (hi-pof′is-in). A phosphorous body secreted by the posterior lobe of the hypophysis and having the power of increasing the action of the heart. Hypophysin from the hypophysis of the ox is used as a therapeutic agent in acromegalia.

hypophysis (hi-pof′is-is) [Gr. *ὑπό* under + *φύειν* to grow]. Any process or outgrowth, especially the pituitary body [B N A]. See *pituitary body*, under

body. **h. cer'ebri,** the pituitary body (Soemmering). **pharyngeal h.,** a mass in the pharyngeal wall having a structure similar to that of the pituitary body. **h. sic'ca.** See *pituitarium.*

hypophysoprivic, hypophysoprivous (hi-pof-iz-o-pri'vik, -op'riv-us). See *hypophyseoprivic.*

hypopiesis (hi-po-pi'es-is) [Gr. *ὑπό* under + *πίεσις* pressure]. Abnormally low arterial pressure.

hypopinealism (hi-po-pi'ne-al-izm). Defective secretory action on the part of the pineal body

hypopituitarism (hi"po-pi-tu'it-ar-izm). A condition due to pathologically diminished activity of the pituitary body, and marked by excessive deposit of fat and the persistence or acquirement of adolescent characteristics

hypoplasia (hi-po-pla'ze-ah) [Gr. *ὑπό* under + *πλάσις* formation]. Defective or incomplete formation.

hypoplastic (hi-po-plas'tik). Marked by hypoplasia.

hypoplasty, hypoplasy (hi'po-plas-te, hi-pop'-las-e). Same as *hypoplasia*

hypoporosis (hi"po-po-ro'sis) [Gr *ὑπό* under + *πῶρος* callus]. Deficient formation of callus.

hypopraxia (hi-po-praks'e-ah) [Gr. *ὑπό* under + *πρᾶξις* action]. Deficient activity.

hypopselaphesia (hi"pop-sel-af-e'ze-ah) [Gr. *ὑπό* under + *ψηλάφησις* touch]. Diminution or dulness of the tactile sense.

hypopsychosis (hi"po-si-ko'sis) [Gr. *ὑπό* under + *ψυχή* mind, soul]. Diminution of the function of thought; blunting of the thought processes

hypoptyalism (hi-pop-ti'al-izm) [Gr. *ὑπό* under + *πτύαλον* spittle]. Decreased secretion of saliva.

hypopus (hi-po'pus) A stage in the development of the grain mites (Tyroglyphidæ) between the first and the second nymph stages.

hypopyon (hi-po'pe-on) [Gr. *ὑπό* under + *πύον* pus] An accumulation of pus in the anterior chamber of the eye.

hypopyon-kerato-iritis (hi-po"pe-on-ker"at-o-i-ri'tis). Same as *hypopyon keratitis.* See under *keratitis.*

hypoquinidol (hi-po-kwin'id-ol). A proprietary preparation of hypophosphites and quinin.

hyporeflexia (hi-po-re-flek'se-ah). Weakening of the reflexes.

hyposarca (hi-po-sar'kah) [Gr. *ὑπό* under + *σάρξ* flesh] Anasarca.

hyposcheotomy (hi-pos-ke-ot'o-me) [Gr. *ὑπό* under + *ὄσχεον* scrotum + *τομή* cut]. Puncture of a hydrocele at the lower portion of the tunica vaginalis.

hyposcleral (hi-po-skle'ral). Under the sclerotic coat of the eye.

hyposecretion (hi"po-se-kre'shun). Diminished secretion.

hyposensitive (hi-po-sen'sit-iv). Less sensitive; used of allergic cases whose hypersensitiveness has been lessened by repeated and gradually increasing doses of the offending atopen.

hyposensitization (hi"po-sen-sit-iz-a'shun). The act or process of making hyposensitive.

hyposiagonarthritis (hi"po-si-ag-on-ar-thri'tis). Inflammation of the temporomandibular joint.

hyposialadenitis (hi"po-si-al-ad-en-i'tis) [Gr. *ὑπό* under + *σίαλον* saliva + *ἀδήν* gland]. Inflammation of the submaxillary salivary gland

hyposkeocytosis (hi"po-ske"o-si-to'sis) [Gr. *ὑπό* under + *σκαιος* left + *κύτος* cell]. Same as *hyponeocytosis.*

hyposmia (hi-poz'me-ah) [Gr. *ὑπό* under + *ὀσμή* smell]. Impairment or defect of the sense of smell.

hypospadia, hypospadias (hi-po-spa'de-ah, hi-po-spa'de-as) [Gr. *ὑπό* under + *σπᾶν* to draw]. The congenital opening of the urethra on the under side of the penis; also an opening of the urethra into the vagina.

hypospadiac (hi-po-spa'de-ak). A person affected with hypospadia.

hyposphresia (hi-pos-fre'ze-ah) [Gr. *ὑπό* under + *ὄσφησις* smell]. Hyposmia.

hyposphyxia (hi-po-sfiks'e-ah) [Gr. *ὑπό* under + *σφύξις* pulse]. A depressed state of the circulation with lowered blood-pressure and hyperviscosity of the blood.

hypostasis (hi-pos'tas-is) [Gr. *ὑπό* under + *στάσις* halt]. 1. A deposit or sediment. 2. The formation of a deposit; especially a settling of the blood due to a feeble blood-current.

hypostatic (hi-po-stat'ik). 1 Pertaining to, caused by, or associated with, hypostasis 2 Abnormally static, said of certain inherited characters which are liable to be suppressed by other characters

hyposteatolysis (hi-po-ste-at-ol'is-is). Excessive emulsification of fats during digestion.

hyposthenia (hi-pos-the'ne-ah) [Gr. *ὑπό* under + *σθένος* strength]. An enfeebled state, weakness.

hyposthenant, hyposthenic (hi-po-sthe'ne-ant, hi-po-sthen'ik). Reducing the strength; debilitant.

hyposthenuria (hi"pos-the-nu're-ah) [*hyposthenia* + Gr. *οὖρον* urine] The secretion of urine of an abnormally low specific gravity, diminution of the concentration of the urine **tubular h.,** that due to injury of the epithelial cells of the renal tubules. **vascular h.,** that due to oversensitiveness of the renal blood-vessels

hypostypsis (hi-po-stip'sis) [Gr. *ὑποστυψίς*]. Moderate astringency.

hypostyptic (hi po-stip'tik) Moderately or mildly styptic

hyposulphite (hi-po-sul'fit). Any salt of hyposulphurous acid (q. v. under *acid*).

hyposuprarenalism (hi"po-su-pra-re'nal-izm). Deficient suprarenal activity

hyposynergia (hi"po-sin-er'je-ah) [Gr. *ὑπό* under + *synergia*]. Defective coordination

hyposystole (hi-po-sis'to-le) [Gr. *ὑπό* under + *systole*] Abnormal diminution of the systole.

hypotaxia (hi-po-taks'e-ah) [Gr *ὑπό* under + *τάξις* arrangement]. A condition of diminished control over the will and actions, such as occurs in the first stage of hypnotism.

hypotension (hi-po-ten'shun). Diminished tension; lowered blood-pressure.

hypotensive (hi-po-ten'siv) Characterized by low pressure, as by low blood-pressure, causing a fall of blood-pressure

hypotensor (hi-po-ten'sor) A substance that lowers the blood-pressure.

hypothalamus (hi-po-thal'am-us). [B N A] The subthalamus or subthalamic region, the ventral subdivision of the diencephalon. It consists of three parts 1, the *pars optica hypothalami* which belongs to the telencephalon; 2, the *pars mamillaris hypothalami* which includes the mammillary bodies, tuber cinereum, infundibulum, and hypophysis, 3, the subthalamus

hypothenar (hi-poth'en-ar) [Gr. *ὑπό* under + *θέναρ* palm]. The ridge on the palm along the bases of the fingers and the ulnar margin.

hypothermal (hi-po-ther'mal) [Gr. *ὑπό* under + *θέρμη* heat]. Moderately warm or tepid.

hypothermia, hypothermy (hi-po-ther'me-ah, hi-poth-er'me) [Gr. *ὑπό* under + *θέρμη* heat]. Abnormally low temperature.

hypothesis (hi-poth'e-sis). A supposition assumed as a basis of reasoning. **Harrower's h.,** hormone hunger. **insular h.,** the supposition that diabetes is due to disordered function of the islands of Langerhans in the pancreas. **Makeham's h.,** the assumption that death is due to two coexisting

causes: (1) chance which is constant; (2) inability to withstand destruction which progresses geometrically. **Planck's quantum h.**, that energy is radiated or absorbed only in integral units equal to hn, in which h is Planck's constant (q.v.), and n is the frequency of vibration.

hypothymia (hi-po-thi'me-ah) [Gr. *ὑπό* under + *θύμος* mind]. Abnormal diminution of emotional tone; diminution of feeling tone.

hypothymism (hi-po-thi'mizm). Abnormally deficient thymus activity.

hypothyrea (hi-po-thi're-ah). Hypothyreosis.

hypothyreosis (hi"po-thi-re-o'sis) [Gr. *ὑπό* under + *thyroid*]. Deficient action of the thyroid body.

hypothyroid (hi-po-thi'roid). Marked by or due to hypothyroidism.

hypothyroidation (hi"po-thi-roi-da'shun). The state of body due to insufficient thyroid secretions. See *athyroidation*.

hypothyroidea (hi"po-thi-roi'de-ah). Same as *hypothyreosis*.

hypothyroidism (hi-po-thi'roi-dizm). Same as *hypothyreosis*.

hypothyrosis (hi-po-thi-ro'sis). Hypothyreosis.

hypotonia, hypotonus, hypotony (hi-po-to'ne-ah, hi-pot'on-us, hi-pot'o-ne) [Gr. *ὑπό* under + *τόνος* tone]. Diminished tension or tonicity, reduction in muscle tone; low intra-ocular tension.

hypotonic (hi-po-ton'ik). 1. Marked by abnormally low tension. 2. Less than isotonic: said of solutions which are of less than isotonic concentration.

hypotoxicity (hi"po-toks-is'it-e) [Gr. *ὑπό* under + *τοξικόν* poison]. A mitigated or reduced toxic quality.

hypotrichosis (hi"po-trik-o'sis) [Gr. *ὑπό* under + *θρίξ* hair]. Partial or complete lack of hair through error of development. **h. loca'lis cys'tica**, a chronic skin eruption in dogs due to coccidia. Called also *sporadenitis coccidiosa*.

hypotrophy (hi-pot'rof-e) [Gr. *ὑπό* under + *τροφή* nutrition]. See *abiotrophy*.

hypotropia (hi-po-tro'pe-ah) [Gr. *ὑπό* under + *τροπή* turning]. Strabismus in which the axis of one eye deviates downward.

hypovaria (hi-po-va're-ah). Deficiency of the internal secretion of the ovary

hypovitaminosis (hi"po-vi-tam-in-o'sis) A condition dependent on lack of some essential vitamin from the diet.

hypovolemia (hi"po-vo-le'me-ah) [Gr. *ὑπό* under + *volume* + Gr. *αἷμα* blood]. Decreased blood volume.

hypoxanthin (hi-po-zan'thin) [Gr. *ὑπό* under + *ξανθός* yellow]. A base, 6-oxypurin, $C_5H_4N_4O$, found in many plant and animal tissues and in urine. It can be produced by deaminizing adenin and can be oxidized through xanthin to uric acid.

hypsibrachycephalic (hip"se-brak-e-sef-al'ik) [Gr. *ὕψι* high + *βραχύς* broad + *κεφαλή* head]. Having the head broad and high.

hypsicephalic (hip"se-sef-al'ik) [Gr. *ὕψι* high + *κεφαλή* head]. Having a cranial index above 75.1°.

hypsiconchous (hip-se-kong'kus) [Gr. *ὕψι* high + *κογχη* shell]. Having an orbital index over 85.

hypsiloid (hip'sil-oid) [Gr. *ὑψιλον* the letter *u* or *y*]. U-shaped or Y-shaped.

hypsistaphylia (hip"se-staf-il'e-ah) [Gr. *ὕψι* on high + *σταφυλή* uvula]. Highness and narrowness of the palate.

hypsistenocephalic (hip"sis-ten-o-sef-al'ik) [Gr. *ὕψι* high + *στενός* narrow + *κεφαλή* head]. Having a high, curved vertex, cheek-bones prominent, and jaws prognathic: said of a form of skull common among Copts, Fellahs, and Abyssinians.

hypsocephalous (hip-so-sef'al-us) [Gr. *ὕψος* height + *κεφαλή* head]. Having a high vertex; having a breadth-height index of the head of over 75°.

hypsokinesis (hip"so-kin-e'sis) [Gr. *ὕψος* height + *κίνησις* motion]. A backward swaying, retropulsion or falling when in erect posture, seen in cases of paralysis agitans and other forms of the amyostatic syndrome.

hypsonosus (hip-so'nos-us) [Gr. *ὕψος* height + *νόσος* disease]. Mountain sickness; balloon sickness.

hypsophobia (hip-so-fo'be-ah) [Gr. *ὕψος* height + *φόβος* fear]. Fear of great heights.

hypurgia (hi-pur'je-ah) [L.; Gr. *ὑπουργία*]. The sum of the minor or subsidiary factors that make for recovery in any particular case.

hyraceum, hyrax (hi-ra'se-um, hi'rax). The dried excrement of a badger-like animal of South Africa used like musk.

hyrgol (hur'gol) [L. *hyr'golum*]. Colloidal mercury used in the treatment of syphilis.

Hyrtl's loop, recess, sphincter, etc. (hēr'tlz) [Joseph *Hyrtl*, anatomist of Vienna, 1811–1894]. See *loop, recess, sphincter*, etc.

hyssop (his'op). The tops and leaves of *Hyssopus officina'lis:* stimulant, tonic, expectorant, and aromatic. Dose of fluidextract, 60–120 min. (4–8 c.c.).

hysteralgia (his-ter-al'je-ah) [Gr. *ὑστέρα* uterus + *ἄλγος* pain]. Neuralgic pain in the uterus.

hysterectomy (his-ter-ek'to-me) [Gr. *ὑστέρα* uterus + *ἐκτομή* excision]. The operation of excising the uterus, performed either through the abdominal wall (*abdominal h.*) or through the vagina (*vaginal h.*). **cesarean h.** Same as *Porro's operation*, see under *operation* **paravaginal h.**, excision of the uterus through a perineal incision.

hysteresis (his-ter-e'sis) [Gr. *ὑστέρησις* a too late arrival] The failure of either one of two associated phenomena to keep up with the other.

hystereurynter (his-ter-u-rin'ter) [Gr. *ὑστέρα* uterus + *εὐρύνειν* to stretch]. An instrument for dilating the uterus. a metreurynter.

hystereurysis (his-ter-u'ris-is). Dilatation of the os uteri.

hysteria (his-te're-ah) [Gr. *ὑστέρα* womb]. A disease, mainly of young women, characterized by lack of control over acts and emotions, by morbid self-consciousness, by exaggeration of the effect of sensory impressions, and by simulation of various disorders. Symptoms of the disease are hyperesthesia, pain and tenderness in the region of the ovaries, spine, and head; anesthesia and other sensory disturbances; choking sensations; dimness of vision; paralysis; tonic spasms; convulsions; retention of urine; vasomotor disturbances, fever, hallucinations, and catalepsy. **conversion h.** See *crampus neurosis*, under *neurosis*. **h. libidino'sa,** Cullen's term for acute uterine pruritis or nymphomania. **h. ma'jor.** See *hystero-epilepsy*. **h. mi'nor,** hysteria with mild convulsions in which consciousness is not lost.

hysteriac (his-te're-ak). A person affected with hysteria.

hysteric, hysterical (his-ter'ik, his-ter'ik-al). Pertaining to or affected with hysteria.

hystericism (his-ter'is-izm). A hysteric tendency.

hystericoneuralgic (his-ter"ik-o-nu-ral'jik). Resembling neuralgia, but of the nature of hysteria.

hysterics (his-ter'iks). A hysteric attack.

hysterism (his'ter-izm). Hysteria.

hysteritis (his-ter-i'tis) [Gr. *ὑστέρα* womb + *-ιτις* inflammation]. Inflammation of the uterus.

hystero- (his'ter-o-) [Gr *ὑστέρα* uterus]. A prefix denoting some relation to the uterus.

hysterobubonocele (his"ter-o-bu-bon'o-sēl). An inguinal hernia containing the uterus.

hysterocarcinoma (his"ter-o-kar-sin-o'mah). Uterine carcinoma.

hysterocatalepsy (his"ter-o-kat'al-ep-se). Hysteria with cataleptic symptoms.

hysterocataphraxis (his"ter-o-kat-af-rak'sis). See *hysterokataphraxis*.

hysterocele (his'ter-o-sēl) [Gr. *ὑστέρα* uterus + *κήλη* hernia]. Hernia of the gravid uterus.

hysterocervicotomy (his"ter-o-ser-vik-ot'o-me) [Gr. *ὑστέρα* uterus + *cervix* + Gr. *τομή* cut]. Incision of the cervix uteri and lower segment of the uterus in difficult labor.

hysterocleisis (his"ter-o-kli'sis) [Gr. *ὑστέρα* womb + *κλεῖσις* closure]. Surgical closure of the os uteri.

hysterocystic (his"ter-o-sis'tik). Pertaining to the uterus and the bladder.

hysterocystocleisis (his"ter-o-sis-to-kli'sis) [Gr. *ὑστέρα* womb + *κύστις* bladder + *κλεῖσις* closure]. The operation of turning the cervix uteri into the bladder and suturing it: done for the relief of vesico-uterovaginal fistula or for uretero-uterine fistula.

hysterocystopexy (his"ter-o-sis'to-pek-se) [Gr. *ὑστέρα* womb + *κύστις* bladder + *πῆξις* fixation]. See *ventrovesicofixation*.

hysterodynia (his"ter-o-din'e-ah) [Gr. *ὑστέρα* uterus + *ὀδύνη* pain]. Pain in the uterus.

hystero-epilepsy (his"ter-o-ep'il-ep-se) A severe type of hysteria with convulsions simulating those of epilepsy. At first there occur loss of consciousness and spasms, followed by a stage of violent spasmodic movements and mental disturbance, and finally a condition marked by delirium, erotic symptoms, etc.

hystero-epileptogenic, hystero-epileptogenous (his"ter-o-ep-e-lep-to-jen'ik, -lep-toj'en-us) [*hystero-epilepsy* + Gr *γεννᾶν* to produce]. Producing hystero-epilepsy.

hystero-erotic (his"ter-o-er-ot'ik). Both hysteric and erotic.

hysterofrenatory (his"ter-o-fren'at-o-re). Hysterofrenic.

hysterofrenic (his"ter-o-fren'ik) [*hysteria* + L. *frena're* to restrain]. Preventing or delaying an attack of hysteria.

hysterogastrorrhaphy (his"ter-o-gas-tror'af-e) [Gr. *ὑστέρα* womb + *γαστήρ* stomach + *ῥαφή* suture]. The suturation of the uterus to the gastric wall.

hysterogenic, hysterogenous (his"ter-o-jen'ik, his-ter-oj'en-us) [Gr. *ὑστέρα* womb + *γεννᾶν* to beget]. Causing hysteric phenomena or symptoms.

hysteroid (his'ter-oid) [Gr. *ὑστέρα* uterus + *εἶδος* like] Resembling or akin to hysteria.

hysterokataphraxis (his"ter-o-kat-af-rak'sis) [Gr. *ὑστέρα* womb + *καταφράσειν* to fence in]. The operation of supporting the uterus with metallic ligatures passed through the abdominal walls and around the uterus.

hysterolaparotomy (his"ter-o-lap-ar-ot'o-me) [Gr. *ὑστέρα* uterus + *λαπάρα* flank + *τομή* a cutting]. Incision of the uterus through the abdominal wall.

hysterolith (his'ter-o-lith) [Gr. *ὑστέρα* womb + *λίθος* stone]. A uterine calculus; womb-stone.

hysterology (his-ter-ol'o-je) [Gr. *ὑστέρα* womb + *λόγος* word]. The sum of what is known regarding the uterus.

hysteroloxia (his"ter-o-lok'se-ah) [Gr. *ὑστέρα* uterus + *λοξός* oblique]. Oblique displacement of the uterus.

hysterolysis (his-ter-ol'is-is) [Gr. *ὑστέρα* uterus + *λύσις* solution]. The operation of loosening the uterus from its attachments or adhesions.

hysteromalacia (his"ter-o-mal-a'se-ah) [Gr. *ὑστέρα* womb + *μαλακία* softness]. Softening of the uterus.

hysteromania (his"ter-o-ma'ne-ah) [Gr. *ὑστέρα* uterus + *μανία* madness]. 1. Hysteric mania. 2. Nymphomania.

hysterometer (his-ter-om'et-er) [Gr. *ὑστέρα* womb + *μέτρον* measure]. An instrument for measuring the uterus.

hysterometry (his-ter-om'et-re) [Gr. *ὑστέρα* womb + *μέτρον* measure]. The measurement of the length or dimensions of the uterus.

hysteromyoma (his"ter-o-mi-o'mah). Myoma of the uterus.

hysteromyomectomy (his"ter-o-mi-o-mek'to-me) [Gr. *ὑστέρα* womb + *myoma* + Gr. *ἐκτομή* excision]. Excision of a uterine myoma.

hysteromyotomy (his"ter-o-mi-ot'o-me) [Gr. *ὑστέρα* uterus + *μῦς* muscle + *τομή* cut] Incision of the uterus for the purpose of removing a solid tumor.

hysteronarcolepsy (his"ter-o-nar'ko-lep-se). Narcolepsy caused by hysteria.

hysteroneurasthenia (his"ter-o-nu-ras-the'ne-ah). Neurasthenia occurring in association with hysteria.

hysteroneurosis (his"ter-o-nu-ro'sis) [*hystero-* + *neurosis*]. A reflex nervous disorder due to a uterine lesion.

hystero-oöphorectomy (his"ter-o-o"of-o-rek'to-me) [*hysterectomy* + *oophorectomy*]. The surgical removal of the uterus and ovaries.

hystero-oöthecectomy (his"ter-o-o"o-the-sek'-to-me) [Gr. *ὑστέρα* uterus + *ᾠοθήκε* ovary + *ἐκτομή* excision]. Excision of the uterus and ovaries.

hystero-ovariotomy (his"ter-o-o-va-re-ot'o-me). Same as *hystero-oophorectomy*.

hysteropathy (his-ter-op'ath-e) [Gr. *ὑστέρα* womb + *πάθος* illness]. Any uterine disease or disorder.

hysterope (his'ter-ōp). A person affected with hysteropia.

hysteropexy, hysteropexia (his'ter-o-peks-e, his"ter-o-peks'e-ah) [Gr. *ὑστέρα* womb + *πῆξις* fixation]. The fixation of a displaced uterus by a surgical operation. It is distinguished as *abdominal* or *vaginal*, according as the uterus is fastened to the abdominal wall or to the vagina.

hysterophore (his'ter-o-fōr) [Gr. *ὑστέρα* womb + *φέρειν* to bear]. A pessary for supporting the womb

hysteropia (his-ter-o'pe-ah) [Gr *ὑστέρα* womb + *ὤψ* eye]. Hysteric disorder of the vision.

hysteropsychosis (his"ter-o-si-ko'sis) [Gr. *ὑστέρα* uterus + *ψυχή* mind]. A mental disorder due to uterine disease.

hysteroptosia (his"ter-op-to'ze-ah). Hysteroptosis.

hysteroptosis (his"ter-op-to'sis) [Gr. *ὑστέρα* womb + *πτῶσις* fall]. Falling or prolapse of the uterus.

hysterorrhaphy (his-ter-or'a-fe) [Gr. *ὑστέρα* womb + *ῥαφή* suture]. The stitching of the lacerated uterus. See *hysteropexia*.

hysterorrhexis (his"ter-or-eks'is) [Gr. *ὑστέρα* uterus + *ῥῆξις* rent]. Rupture of the uterus.

hysterosalpingo-oöphorectomy (his"ter-o-sal-ping"o-o-of-or-ek'to-me). Surgical removal of the uterus, oviducts, and ovaries.

hysterosalpingo-oöthecectomy (his"ter-o-sal"-ping-o-o"o-the-sek'to-me). Hysterosalpingo-oöphorectomy.

hysterosalpingostomy (his"ter-o-sal-ping-os'to-me). The operation of forming an anastomosis between the uterus and the distal portion of the fallopian tube after excision of a strictured or obstructed portion of the tube.

hysteroscope (his'ter-o-skōp) [Gr. *ὑστέρα* uterus + *σκοπεῖν* to view]. An instrument used in inspecting the uterus.

hysterostomatocleisis (his"ter-o-sto-mat-o-kli'-sis) [Gr. *ὑστέρα* uterus + *στόμα* mouth + *κλείσις* closure]. An operation for vesicovaginal fistula consisting of closure of the cervical canal and conversion of the vesical and uterine cavities into one common cavity by means of an opening between them.

hysterostomatomy, hysterostomatotomy (his"ter-o-sto-mat'o-me, his"ter-o-sto-mat-ot'o-me) [Gr. *ὑστέρα* uterus + *στόμα* mouth + *τομή* cut] Incision of the os or cervix uteri, or surgical enlargement of the os uteri.

hysterosyphilis (his"ter-o-sif'il-is). A hysteric neurosis due to syphilitic disease.

hysterotome (his'ter-o-tōm) [Gr. *ὑστέρα* womb + *τομή* cut]. An instrument for incising the uterus.

hysterotomotokia (his"ter-o-to"mo-to'ke-ah) [Gr. *ὑστέρα* womb + *τομή* cut + *τόκος* birth]. The cesarean section.

hysterotomy (his-ter-ot'o-me) [Gr. *ὑστέρα* uterus + *τομή* cut]. Incision of the uterus.

hysterotrachelorrhaphy (his"ter-o-trak-el-or'-af-e) [Gr. *ὑστέρα* womb + *τράχηλος* neck + *ῥαφή* suture]. The plastic surgery of the cervix uteri.

hysterotrachelotomy (his"ter-o-trak-el-ot'o-me) [Gr. *ὑστέρα* uterus + *τράχηλος* neck + *τομή* cut]. Incision of the neck of the uterus.

hysterotraumatic (his"ter-o-traw-mat'ik) [Gr. *ὑστέρα* womb + *τραῦμα* wound]. Due to or associated with traumatic hysteria or hysterotraumatism.

hysterotraumatism (his"ter-o-traw'mat-izm). Hysteric symptoms following traumatism.

hysterotrismus (his"ter-o-triz'mus) [Gr. *ὑστέρα* womb + *τρισμός* spasm]. Spasm occurring in the uterus.

hysterovagino-enterocele (his"ter-o-vaj"in-o-en'ter-o-sēl) [Gr. *ὑστέρα* uterus + *vagina* + Gr. *ἔντερον* intestine + *κήλη* hernia] Hernia containing the uterus, vagina, and intestine.

hystriciasis, hystricism (his-trik-i'as-is, his'tris-izm) [Gr. *ὕστριξ* hedgehog]. 1. Morbid erection of the hairs. 2 Ichthyosis hystrix.

hystrix (his'triks). See *ichthyosis hystrix*.

hyther (hi'ther) [Gr. *ὕδωρ* water + *θέρμη* heat]. The combined effect upon the body of the humidity and temperature of the air.

hyzone (hi'zōn). An unstable triatomic form of hydrogen, H_3.

I

I. The chemic symbol for *iodin;* also abbreviation for *intensity of magnetism.*

i. Abbreviation for *optically inactive.*

iamatology (i"am-at-ol'o-je) [Gr. *ἴαμα* remedy + *λόγος* discourse]. The study or science of remedies.

iateria (i-at-e're-ah). Therapeutics

iatraliptic (i"at-ral-ip'tik) [Gr. *ἰατρεία* cure + *ἀλείφειν* to anoint]. Pertaining to the application of remedies by friction

iatraliptics (i"at-ral-ip'tiks). Treatment by inunction and friction

iatrevin (i-at're-vin) A preparation of menthol and isobutylphenol used in pulmonary consumption

iatric (i-at'rik) [Gr. *ἰατρός* physician]. Pertaining to medicine or to a physician.

Iatrobdella (i"at-ro-bdel'ah). Same as *Hirudo*

iatrochemic, iatrochemical (i-at"ro-kem'ik, -kem'ik-al) A term applied to the doctrine of iatrochemistry.

iatrochemistry (i-at"ro-kem'is-tre) [Gr. *ἰατρός* physician + *chemistry*] 1 The name of a school of medicine of the 17th century, which thought all the phenomena of life and disease were based on chemical action. 2 The spagiric or paracelsian system of practice

iatrol (i'at-rol). Oxyiodomethylanilid; an iodin and aniln derivative. It is an antiseptic, and is used externally like iodoform.

iatrology (i-at-rol'o-je) [Gr. *ἰατρός* physician + *λόγος* discourse]. The science of medicine.

iatromathematical (i"at-ro-math-e-mat'ik-al) Same as *iatrophysical*

iatromechanical (i"at-ro-me-kan'ik-al). Same as *iatrophysical*

iatrophysical (i"at-ro-fiz'ik-al). The name of a school of medicine in the 17th century which thought all the phenomena of life and disease were based on the laws of physics.

iatrophysics (i"at-ro-fiz'iks) [Gr. *ἰατρός* physician + *φυσικός* natural]. 1. The physics of medicine or of medical and surgical treatment. 2. The treatment of diseases by physical or mechanic means.

iatrotechnics (i-at-ro-tek'niks) [Gr. *ἰατρός* physician + *τέχνη* art]. The technics of medical and surgical practice.

iatrotechnique (i"at-ro-tek-nēk'). Iatrotechnics.

ibit (i'bit). Bismuth oxyiodotannate, $BiIO_2(OH)\cdot C_6H_3\,CO\,O\,C_6H_2(OH)_2\,COOH$, a bactericide and disinfectant.

ibogain (ib-o'ga-in). A poisonous alkaloid, $C_{52}H_{66}N_8O_2$, from iboga, *Tabernan'the ibo'ga*, a plant of the Kongo region It increases blood-pressure and diuresis, raises the bodily temperature, and excites the secretions

icajin (i-ka'jin) [*icaja* African name of strophanthus]. A poisonous alkaloid from strophanthus

ice (īs). Water solidified by the reduction of its temperature to below 0° Centigrade used as a refrigerant. **i.-bag, i.-cap, i.-compress,** appliances for the therapeutic application of ice

Iceland moss (īs'land maws) See *Cetraria*. **I. spar,** a crystalline form of calcium carbonate: used in making Nicol prisms

ichnogram (ik'no-gram) [Gr. *ἴχνος* a footprint + *γράμμα* mark]. A footprint.

ichor (i'kor) [Gr *ἰχώρ*]. A thin, serous, or sanious fluid from a sore or wound

ichoremia, ichorhemia (i-kor-e'me-ah) [Gr. *ἰχώρ* ichor + *αἷμα* blood]. Poisoning that is due to the mingling of sanious matter with the blood

ichoroid (i'ko-roid) [Gr *ἰχώρ* serum + *εἶδος* form]. Resembling ichor or pus.

ichorous (i'kor-us). Of the nature of a serum or ichor.

ichorrhea, ichorrhœa (i-kor-e'ah) [Gr. *ἰχώρ* ichor + *ῥοία* flow]. A copious discharge of ichorous fluid or sanies.

ichorrhemia (i-kor-e'me-ah) [Gr. *ἰχώρ* ichor, pus + *αἷμα* blood]. Infection of the blood with septic matter or with non-septic but toxic derivatives of suppurative inflammation.

ichthalbin (ik-thal'bin). A grayish-brown powder (ichthyol albuminate). An odorless compound of ichthyol and albumin: used like ichthyol. Dose, 15–30 gr (1–2 gm).

ichthammon (ik-tham'on). The ammonium compound of a sulpho-acid obtained from a bituminous material by distillation with sulphuric acid and neutralization with ammonia· used like ichthyol.

ichthargan (ik-thar'gan) [*ichthyol* + L. *argen'tum* silver]. Silver sulpho-ichthyolate; a brown,

odorless powder, containing 30 per cent. of silver. It is soluble in water and glycerin, and is used as an antiphlogistic, astringent, and bactericide in ½ to 3 per cent. solution.

ichthargol (ik-thar'gol). A silver preparation resembling ichthargan, containing 15 per cent. of silver.

ichthermol (ik-ther'mol). A dark powder, a compound of ichthyosulphonic acid and mercury, containing 24 per cent. of metallic mercury.

ichthidin, ichthin (ik'thid-in, ik'thin). Two phosphoglycoproteins from the eggs of fishes.

ichthoform (ik'tho-form). A dark-brown powder, a combination of ichthyol and formaldehyd: used as an internal antifermentative and antibacterial. Dose, 15–30 gr. (1–2 gm.).

ichtholdine (ik-thol'dĭn). A liquid preparation of ichthyol, iodin, boroglycerid, and glycerite of hydrastis.

ichthosote (ik'tho-sōt). An antituberculotic preparation of ichthyol and creosote.

ichthulin (ik'thu-lin). A variety of ichthidin from the eggs of cod-fish and carp.

ichthyanat (ik-thi'an-at). A preparation from the bituminous shale of Achensee in the Tyrol: used like ichthyol.

ichthyism (ik'the-izm). Ichthyismus.

ichthyismus (ik-the-iz'mus) [Gr. *ἰχθύς* fish]. A disease caused by eating stale or poisonous fish. **i. exanthemat'icus,** that in which the gastrointestinal irritation is accompanied by a scarlatinous rash.

ichthynat (ik'thin-at). A brownish-black syrupy liquid used in place of ichthyol.

ichthyocolla (ik"the-o-kol'ah) [Gr. *ἰχθύς* fish + *κόλλα* glue]. Isinglass, a form of gelatin prepared from the swimming-bladders of the Russian sturgeon, *Acipen'ser hu'so* It occurs in white, horny sheets, and is used as a food, as a demulcent for clarifying liquids, and externally in the form of a plaster (*i. plaster* or *court-plaster*), as an adhesive and protective dressing.

ichthyodin (ik-thi'o-din) Same as *isarol.*

ichthyoform (ik'the-o-form). Same as *ichthoform.*

ichthyoid (ik'the-oid) [Gr. *ἰχθύς* fish + *εἶδος* form]. Resembling a fish; shaped like a fish. **i. cell** or **stage.** See *megaloblast.*

ichthyol (ik'the-ol) [Gr *ἰχθύς* fish + L. *o'leum* oil] A thick, brownish liquid from an asphalt rich in the remains of fishes much used in skin diseases and in gynecologic practice The ichthyol now in use is ammonium ichthyol-sulphonate, $C_{22}H_{18}S_3O_6(NH_4)_2 + H_2O$. It is soluble in water, partly soluble in alcohol and ether, and miscible with oils. Ichthyol is used as an alterative in skin diseases, and has been given internally in rheumatism, tuberculosis, syphilis, etc. Dose, 10–30 min. (0.65–2 c.c.) per diem; externally, 5–50 per cent. solution or ointment. **i. albuminate,** ichthalbin. **i. formaldehyd,** ichthoform. **i.-silver.** Same as *ichthargan.*

ichthyolidin (ik-the-ol'id-in). Piperazin ichthyolsulphonate: used in 'gout and uric-acid diathesis.

ichthyolsulphonate (ik"thi-ol-sul'fo-nāt). A salt of ichthyolsulphonic acid.

ichthyolsulphonic acid (ik"thi-ol-sul-fon'ik). See under *acid.*

ichthyolum (ik-the-o'lum). Ichthyol.

ichthyophagous (ik-the-of'ag-us). Eating fish.

ichthyophagy (ik-the-of'aj-e) [Gr. *ἰχθύς* fish + *φαγεῖν* to eat] The practice of living upon fish.

ichthyophobia (ik"the-o-fo'be-ah) [Gr. *ἰχθύς* fish + *φόβος* fear]. Abnormal aversion to fish.

ichthyosis (ik-thi-o'sis) [Gr. *ἰχθύς* fish]. A disease characterized by dryness, roughness, and scaliness of the skin, due to hypertrophy of the horny layer. Called also *fish-skin disease* and *xeroderma.* **i. congen'ita,** a congenital anomaly of the skin characterized by diffuse hyperkeratosis and abnormal cornification and resulting in the formation of thick horny scales. Called also *hyperkeratosis congenita, keratosis diffusa fœtalis.* **i. cor'nea.** Same as *i. hystrix.* **follicular i.,** a form in which sebum and epithelium are heaped around the orifices of the hair-follicles. **i. hys'trix,** a variety with dry and warty knobs (Machin, 1733). **i. intra-uteri'na,** ichthyosis congenita. **linear i.,** ichthyosis occurring in bands or streaks. **i. lin'guæ,** leukoplakia **i. palma'ris,** keratosis palmaris **i. palma'ris et planta'ris,** keratodermia symmetrica **i. planta'ris,** keratosis plantaris. **i. sauroder'ma,** severe ichthyosis in which the skin is covered with thick plates like the skin of a crocodile Called also *crocodile skin.* **i. scutula'ta,** a form with lozenge-shaped scales. **i. seba'cea cor'nea.** Same as *keratitis follicularis.* **i. serpenti'na,** ichthyosis with an eruption resembling a serpent's skin. **i. sim'plex.** See *xeroderma* **i. spino'sa,** ichthyosis hystrix in which the scales are spiny. **i. thysanotrich'ica,** a disease marked by hyperkeratosis of the base of the follicles of the skin with a small tuft of hairs, resembling comedones, growing from the follicles. **i. u'teri,** a condition marked by the transformation of the columnar epithelium of the endometrium into stratified epithelium.

ichthyosismus (ik-the-o-sis'mus). Same as *ichthyismus.*

ichthyotic (ik-the-ot'ik). Pertaining to or of the nature of ichthyosis.

ichthyotoxic (ik"the-o-tok'sik). Caused by the toxic principle of fish.

ichthyotoxicum (ik"the-o-tok'sik-um) [Gr. *ἰχθύς* fish + *τοξικόν* poison]. A poisonous principle obtainable from various fishes.

ichthyotoxin (ik"the-o-toks'in). The poisonous principle of eel-serum.

ichthyotoxism (ik"the-o-tok'sizm) [Gr. *ἰχθύς* fish + *τοξικόν* poison]. Poisoning by fish.

icing heart, liver (i'sing). See under *heart* and *liver.*

iconolagny (i-kon'o-lag-ne) [Gr. *εἰκων* image + *λαγνεία* lewdness]. Sexual stimulation aroused by pictures or statues.

I. C. T. Abbreviation for *inflammation of connective tissue.*

icterepatitis (ik"ter-ep-at-i'tis) [L. *ic'terus* jaundice + *hepatitis*]. Hepatitis with jaundice.

icteric (ik-ter'ik). Pertaining to or affected with jaundice.

icteritious (ik-ter-ish'us). 1. Affected with jaundice 2 Of a yellow or jaundiced hue.

ictero-anemia (ik"ter-o-an-e'me-ah). A disease marked by the development of icterus and anemia, with splenic enlargement, urobilinuria, and a hemolysis associated with fragility of the red blood-corpuscles. Called also *hemolytic ictero-anemia* and *Widal's syndrome.*

icterode (ik'ter-ōd). Icteroid.

icterogen (ik'ter-o-jen) [See *icterogenic*]. An organic arsenical preparation which causes degeneration of the liver cells and jaundice.

icterogenic, icterogenous (ik"ter-o-jen'ik, ik-ter-oj'en-us) [L. *icterus* + Gr. *γεννᾶν* to produce]. Causing icterus.

icterohematuria (ik"ter-o-hem-at-u're-ah). See *hemoglobinuria of sheep.*

icterohematuric (ik"ter-o-hem-at-u'rik). Marked by jaundice and hematuria.

icterohemoglobinuria (ik"ter-o-hem"o-glo-bin-u're-ah). Combined icterus and hemoglobinuria.

icterohepatitis (ik"ter-o-hep-at-i'tis). Inflammation of the liver with marked jaundice.

icteroid (ik'ter-oid) [Gr. *ἴκτερος* jaundice + *εἶδος* form]. Resembling jaundice.

icterus (ik'ter-us) [L.; Gr. *ἴκτερος*]. See *jaundice*. **bilirubin-i.**, jaundice with discoloration of the urine, due to the presence of an excessive quantity of bilirubin. **i. castren'sis gra'vis,** Weil's disease occurring among troops in camp. **i. castren'sis le'vis,** catarrhal jaundice affecting troops in camp. **i. catarrha'lis,** simple catarrhal jaundice. **congenital family i.** See *hemolytic jaundice*, under *jaundice*. **cythemolytic i.**, icterus due to excessive formation of bile from destruction of red blood-corpuscles. **febrile i., i. febri'lis,** an acute infectious jaundice; Weil's disease. **i. gra'vis,** acute yellow atrophy of the liver. See *atrophy*. **Gubler's i.**, a kind of hematogenous jaundice believed by Gubler to be due to excessively rapid hemolysis. **i. infectio'sus,** Weil's disease. See *disease*. **Liouville's i.,** icterus neonatorum. **i. me'las,** black jaundice; Winckel's disease. **i. neonato'rum,** the jaundice sometimes seen in newborn children. It is probably due to absorption of bile-pigments from the meconium. **i. prae'cox,** jaundice in secondary syphilis. **i. typhoi'des,** acute yellow atrophy of the liver. **urobilin-i.** See *urobilinicterus*.

ictometer (ik-tom'et-er) [L. *ic'tus* stroke + Gr. *μέτρον* measure]. An instrument for measuring the heart's impulse over the chest-wall.

ictus (ik'tus), pl. *ic'tus* [L. "stroke"]. A stroke, blow, or sudden attack. **i. cor'dis,** the heartbeat. **i. epilep'ticus,** an epileptic attack. **i. immunicato'rius,** the injection of a large quantity of bacteria or toxin for the purpose of inducing the formation of a large quantity of antibody. **i. paralyt'icus,** a paralytic stroke. **i. san'guinis,** an apoplectic attack. **i. so'lis,** a sunstroke.

Id., id. Abbreviation for L. *i'dem*, the same.

id (id). Same as *chromomere*.

idant (i'dant). A chromosome or nuclear rod regarded as a factor in heredity. Cf. *biophore*.

idea (i-de'ah) [Gr. *ἰδέα* form]. A mental impression or conception. **autochthonous i.**, an idea which comes into the mind in some unaccountable way, and which is strange, but cannot be accounted for by a hallucination. **compulsive i.**, an idea which intrudes, recurs, and persists despite reason and will. **dominant i.**, a morbid or other impression that controls or colors every action and thought. **fixed i.**, a morbid impression or belief which morbidly stays in the mind and cannot be changed by reason. **hyperquantivalent i.**, an idea which has become of the utmost importance to the patient, absorbing his thought, and excluding anything which might tend to discredit its truth. **i. of reference, referential i.**, an idea which causes the possessor to suppose that the words and actions of others refer to himself or to project the causes of his own imaginary difficulties upon someone else.

ideal (i-de'al). Having some relation to ideas, impressions, or imaginations.

ideation (i-de-a'shun). The distinct mental presentation of objects. **incoherent i.**, a mental condition in which the patient is unable to express a definite idea because there are other ideas rushing into consciousness; called also *flow of ideas*.

ideational (i-de-a'shun-al). Relating to ideation or the formation of objects and images in the mind.

identical points (i-den'tik-al). See *point*.

identification (i-den-tif-ik-a'shun) An unconscious mental process by which a person identifies himself with another.

ideodynamism (i-de"o-di'nam-izm) [*idea* + Gr. *δύναμις* power]. The stimulation, through the cerebral cells, by an idea, of those nerve-fibers which are to realize that idea.

ideogenous (i-de-oj'en-us). Produced by an idea; produced by the mind, but having no physical cause.

ideoglandular (i"de-o-glan'du-lar). Arousing glandular activity as a result of some recollection or thought.

ideometabolic (i"de-o-met-ab-ol'ik). Producing some metabolism as a result of mental action, normal or other.

ideometabolism (i"de-o-met-ab'o-lizm). Metabolism produced by mental influence.

ideomotion (i"de-o-mo'shun). Motion or muscular action which is neither reflex nor volitional, but is induced by some dominant idea.

ideomotor (i"de-o-mo'tor). Aroused by an idea or thought: said of involuntary motion so aroused.

ideomuscular (i"de-o-mus'ku-lar). Producing involuntary muscular action, due to some ideation, memory, or hallucination.

ideophrenia (i"de-o-fre'ne-ah) [Gr. *ἰδέα* idea + *φρήν* mind]. Insanity with marked perversion of ideas.

ideophrenic (i"de-o-fren'ik) [Gr. *ἰδέα* idea + *φρενιτικός* insane]. Characterized by perverted ideas.

ideoplastia (i"de-o-plas'te-ah) [Gr. *ἰδέα* idea + *πλάσσειν* to form]. The passive inert condition of a patient under complete hypnosis in which he is capable of receiving suggestions of ideas from the hypnotist.

ideovascular (i"de-o-vas'ku-lar). Producing some vascular change as a result of a recollection or ideation.

idio-agglutinin (id"e-o-ag-lu'tin-in) [Gr. *ἴδιος* own + *agglutinin*]. An agglutinin which originates in the animal independently of any transfer or artificial means.

idioblast (id'e-o-blast) [Gr. *ἴδιος* one's own + *βλαστός* germ]. Any one of the hypothetic ultimate units of a cell: a biophore.

idiochromatin (id"e-o-kro'mat-in) [Gr *ἴδιος* own + *chromatin*]. The chromatin which is concerned in reproduction; the chromatin which bears the ids.

idiochromidia (id"e-o-kro-mid'e-ah) [Gr. *ἴδιος* own + *chromidia*]. That part of the chromidia or extranuclear chromatin which takes part in the reproduction of the cell. Cf. *trophochromidia*.

idiochromosome (id"e-o-kro'mo-sōm). An accessory chromosome.

idiocrasy (id-e-ok'ras-e). Idiosyncrasy.

idiocratic (id"e-o-krat'ik) [Gr. *ἴδιος* own + *κρᾶσις* temperament] Marked by peculiarities of constitution or of temperament.

idiocy (id'e-o-se) [see *idiot*]. Complete congenital imbecility; extreme dementia. **amaurotic family i.** (Tay, 1881; Sachs, 1887), a disease of infants and children, marked by changes in the macula lutea, increasing failure of vision, paralysis, and death. **Aztec i.**, microcephalic idiocy. **cretinoid i.**, cretinism. **diplegic i.**, paralysis in infancy affecting all the extremities. **epileptic i.**, idiocy combined with epilepsy. **genetous i.**, that which dates from fetal life **hemiplegic i.**, hemiplegia in infancy. **hydrocephalic i.**, idiocy combined with chronic hydrocephalus. **intrasocial i.**, idiocy in which the patient is capable of performing some regular occupation. **microcephalic i.**, idiocy associated with microcephalia. **Mongolian i.**, congenital idiocy with marked liveliness and imitativeness, a flattened skull, oblique eye-slit, mobile hips, and shortness of thumbs and of little fingers, the special characters of cretinism being absent. **paralytic i.**, idiocy with paralysis. **paraplegic i.**, idiocy associated with paraplegia. **sensorial i.**, mental defect due to early loss of any of the special senses. **traumatic i.**, that which results from an injury received at birth or in infancy.

idiogamist (id-e-og'am-ist) [Gr. *ἴδιος* one's own + *γάμος* marriage]. A person who is capable of coitus with only one particular woman, or with only a few selected ones, being impotent with all others.

idiogenesis (id"e-o-jen'es-is) [Gr. *ἴδιος* one's own self + *γένεσις* development]. The idiopathic origin of disease.

idioglossia (id"e-o-glos'e-ah) [Gr. *ἰδιώτης* idiot + *γλῶσσα* tongue]. Imperfect articulation, with the utterance of meaningless vocal sounds.

idioglottic (id"e-o-glot'ik). Pertaining to idioglossia.

idioheterо-agglutinin (id"e-o-het"er-o-ag-lu'tin-in) [Gr. *ἴδιος* own + *ἕτερος* other + *agglutinin*]. A hetero-agglutinin normally present in the blood and not produced by artificial means.

idioheterolysin (id"e-o het-er-ol'is-in). An idiolysin which destroys the cells of an animal of a different species from that in which it is formed.

idiohypnotism (id"e-o-hip'no-tizm) [Gr. *ἴδιος* own + *hypnotism*]. Spontaneous or self-induced hypnotism.

idio-isoagglutinin (id"e-o-i-so-ag-lu'tin-in). An isoagglutinin normally present in the blood, and not produced by artificial means.

idio-isolysin (id"e-o-i-sol'is-in). An idiolysin which destroys the cells of an animal of the same species as that in which it is formed.

idiokinetic (i-de"o-kin-et'ik). Ideomotor.

idiolysin (id-e-ol'is-in) [Gr. *ἴδιος* own + *lysin*]. A lysin which is normally present in the blood and is not produced by artificial means.

idiometritis (id"e-o-me-tri'tis) [Gr. *ἴδιος* own + *μήτρα* womb + *-ιτις* inflammation]. Inflammation of the parenchyma of the uterus.

idiomuscular (id"e-o-mus'ku-lar) [Gr. *ἴδιος* own + L. *mus'culus* muscle]. Pertaining to the muscular tissue apart from any nerve stimulus; a term applied to certain muscular contractions which occur in degenerated muscles only.

idioneural (id"e-o-nu'ral) [Gr. *ἴδιος* own + *νεῦρον* nerve]. Pertaining to a single nerve, or to the nervous system exclusively.

idioneurosis (id"e-o-nu-ro'sis) [Gr. *ἴδιος* own + *νεῦρον* nerve]. Any neurosis arising from the nerves themselves; an idiopathic neurosis.

idioparasite (id"e-o-par'as-īt). A parasite generated within the body of the host

idiopathetic (id"e-o-path-et'ik). Idiopathic.

idiopathic (id-e-o-path'ik). Of the nature of an idiopathy; self-originated; neither sympathetic nor traumatic.

idiopathy (id-e-op'ath-e) [Gr. *ἴδιος* own + *πάθος* disease]. A morbid state of spontaneous origin: one neither sympathetic nor traumatic. **toxic i.**, any one of a group of diseases due to sensitization to particular proteins, and including asthma, hay-fever, urticaria, angioneurotic edema, and some forms of eczema and gastro-intestinal disorder.

idiophone (id'e-o-fōn) [Gr. *ἴδιος* own + *φονή* voice]. An apparatus by means of which vibrations of the singing voice will produce pictures of flowers on a membrane covered with colored dust.

idiophore (id'e-o-fōr) [Gr. *ἴδιος* own + *φέρειν* to bear]. The (theoretic) primary form of living cell-substance.

idiophrenic (id"e-o-fren'ik) [Gr. *ἴδιος* own + *φρήν* mind]. Pertaining to the brain itself.

idioplasm (id'e-o-plazm) [Gr. *ἴδιος* own + *πλάσμα* anything formed]. The active, vital, or reproductive part of a cell contained in the chromosomes of the nucleus; on it depend the peculiar characters of the cell. Called also *germ-plasm*.

idiopsychologic (id"e-o-si-ko-loj'ik). Pertaining to ideas formed within one's own mind

idioreflex (id-e-o-re'fleks) [Gr. *ἴδιος* own + *reflex*]. A reflex brought about by a cause within the same organ.

idioretinal (id-e-o-ret'in-al). Pertaining to the retina alone.

idiosome (id'e-o-sōm) [Gr. *ἴδιος* own + *σῶμα* body]. 1 A supposed ultimate element of living matter; micelle. 2. Attraction sphere.

idiospasm (id'e-o-spazm). A spasm of a limited area or region.

idiosyncrasy (id"e-o-sin'kra-se) [Gr. *ἴδιος* own + *σύγρασις* mixture, temperament]. A habit or quality of body or mind peculiar to any individual.

idiosyncratic (id"e-o-sin-krat'ik). Pertaining to or characterized by idiosyncrasy.

idiot (id'e-ot) [Gr. *ἰδιώτης* private]. A person without intellect and understanding; a feeble-minded person whose mental age is below two years. **Mongolian i.**, a person affected with Mongolian idiocy. **pithecoid i.**, an idiot with an ape-like face. **i.-savant**, a person who is idiotic in some respects, but not in others.

idiotopie, idiotopy (id'e-o-top-e) [Gr. *ἴδιος* own + *τόπος* place]. The position and relation of the parts of an organ among themselves.

idiotrophic (id"e-o-trof'ik) [Gr. *ἴδιος* own + *τροφή* nutrition]. Capable of selecting its own nourishment.

idioventricular (id"e-o-ven-trik'u-lar). Relating to or affecting the cardiac ventricle alone.

idorgan (id'or-gan). A potential organ or organism containing at least two plastids, but not possessed of individuality.

idose (i'dōs). A hexose isomeric with dextrose.

idozan (i'do-zan). A proprietary iron preparation.

idrosis (id-ro'sis). See *hidrosis*.

idrovocol (id-ro-vo'kol). A preparation of equal parts of colloidal mercury and extract of sarsaparilla: used for syphilis.

I. E. German abbreviation for *immunizing unit*.

igasurin (ig-as-u'rin). A mixture of strychnin and brucin from nux vomica.

igazol (ig'az-ol). A compound containing iodin and paraformaldehyd: used in phthisis.

ignatia (ig-na'she-ah) [L.]. The bean-like seed of *Strych'nos igna'tii*, St. Ignatius' bean. It is poisonous, and contains the alkaloids strychnin and brucin. It has properties like those of nux vomica. Dose of abstract, ½–1 gr. (0.033–0.066 gm.); of extract, ¼–½ gr. (0.016–0.033 gm.); of fluidextract, 1–6 min. (0.066–0.4 c.c.); of tincture, 2–10 min. (0.133–0.6 c.c.); of drug in substance, ¼–2 gr. (0.016–0.133 gm.).

igni-extirpation (ig"ne-eks-ter-pa'shun) [L. *ig'nis* fire + *extirpa'tio* extirpation]. The excision of an organ by the hot cautery.

igni-operation (ig"ne-op-er-a'shun) [L. *ig'nis* fire + *operation*]. An operation performed by hot cautery.

ignipedites (ig"ne-pe-di'tēz). Same as *beriberi*.

ignipuncture (ig'ne-punk-tūr) [L. *ig'nis* fire + *punctu'ra* puncture]. Therapeutic puncture with hot needles.

ignis (ig'nis). Latin for *fire*. **i. sa'cer.** See *herpes zoster*. **i. St. Igna'tii**, St. Anthony's fire; erysipelas.

ignisation (ig-niz-a'shun) [L. *ig'nis* fire]. The hyperthermia produced by exposure to artificial sources of heat.

ignition (ig-nish'un) [L. *ig'nis* fire]. The act of burning or of taking fire.

ignotin (ig'no-tin). A principle obtained from Liebig's extract of meat. See *carnosin*.

II-para. Abbreviation for *secundipara*.

III-para. Abbreviation for *tertipara*.

I. K. An abbreviation for *immun Körpern* (immune bodies). See *tuberculin* and *Spengler's immune bodies*, under *body*.

I. K. I. A soluble iodin compound used for sterilizing catgut.

ikota (i-ko'tah). A kind of palmus prevailing among the Samoyeds.

ikshugandha (ik-shu-gand'ah) [East Indian]. The seeds of the land-caltrop, *Trib'ulus terres'tris*, a European and Asiatic zygophyllaceous plant. The tincture is astringent, and is recommended for spermatorrhea and diseases of the testes. Daily dose, 5–20 min. (0.333–1.333 c.c.).

Ikwa fever (ik'wah). Volhynia fever. See *trench fever*, under *fever*

ileac (il'e-ak). 1. Of the nature of ileus. 2. Pertaining to the ileum.

ileadelphus (il"e-ad-el'fus) [L. *il'ium* flank + Gr. ἀδελφός brother]. Same as *iliadelphus*.

ileĕctomy (il-e-ek'to-me) [L. *il'eum* ileum + Gr. ἐκτομή excision]. Surgical removal of the ileum.

ileitis (il-e-i'tis). Inflammation of the ileum.

ileo-. A prefix indicating relation to the ileum.

ileocecal (il"e-o-se'kal). Pertaining to the ileum and cecum.

ileocecum, ileocæcum (il"e-o-se'kum). The ileum and cecum considered as one organ.

ileocolic (il"e-o-kol'ik). Pertaining to the ileum and colon.

ileocolitis (il"e-o-ko-li'tis). Inflammation of the ileum and colon.

ileocolonic (il"e-o-ko-lon'ik). Ileocolic.

ileocolostomy (il"e-o-ko-los'to-me) [*ileum* + *colon* + Gr. στόμα mouth]. The formation of an artificial passage between the ileum and colon.

ileocolotomy (il"e-o-ko-lot'o-me) [*ileum* + *colon* + Gr. τέμνειν to cut]. Surgical incision of the ileum and colon.

ileo-ileostomy (il"e-o-il-e-os'to-me) [*ileum* + *ileum* + Gr. στόμα mouth]. The formation of a passage between two parts of the ileum.

ileoproctostomy (il"e-o-prok-tos'to-me) [*ileum* + Gr πρωκτός rectum + στόμα mouth]. The formation of a passage between the ileum and rectum.

ileorectostomy (il"e-o-rek-tos'to-me) [*ileum* + *rectum* + Gr. στόμα mouth]. See *ileoproctostomy*.

ileosigmoid (il"e-o-sig'moid). Pertaining to the ileum and the sigmoid.

ileosigmoidostomy (il"e-o-sig-moi-dos'to-me) [*ileum* + *sigmoid flexure* + Gr στόμα mouth]. The surgical creation of an opening between the ileum and the sigmoid flexure.

ileostomy (il-e-os'to-me) [*ileum* + Gr. στόμα mouth]. The making of an artificial opening into the ileum.

ileotomy (il-e-ot'o-me) [*ileum* + Gr. τέμνειν to cut]. The operation of making an incision into the ileum through the abdominal wall.

ileotransversostomy (il"e-o-trans-ver-sos'to-me). The operation of anastomosing the ileum to the transverse colon.

iletin (i'let-in) [*ilets* of Langerhans]. The trade name for a brand of insulin manufactured in America under license from the Insulin Committee of the University of Toronto

ileum (il'e-um) [L.]. The distal portion of the small intestine, extending from the jejunum to the cecum.

ileus (il'e-us) [L.; Gr. εἰλεός, from εἰλεῖν to twist]. Severe colic due to intestinal obstruction; volvulus **adynamic i.** Same as *i. paralyticus*. **angiomesenteric i.**, dilatation of the stomach and duodenum caused by arteriomesenteric bands. **chronic duodenal i.**, compression of the third part of the duodenum by the mesentery producing dilatation of the duodenum and chronic dyspepsia. **i. du'plex**, inflammatory enterocolic ileus. **dynamic i., hyperdynamic i.**, ileus produced by tonic contraction of the muscular fibers of the intestine. **mechanic i.**, ileus produced by mechanic obstruction. **i. paralyt'icus**, ileus due to paralysis of the muscular coats of the intestine. **i. subpar'ta**, ileus due to pressure of the gravid uterus on the pelvic colon.

Ilex (i'lex). A genus of shrubs and trees, the hollies. The leaves are tonic, astringent, and antiperiodic. **I. paraguayen'sis**. See *mate*.

ilexanthin (i-le-zan'thin). A yellow, crystalline principle, $C_{17}H_{22}O_{11}$, from holly leaves.

iliac (il'e-ak) [L. *ili'acus*]. Pertaining to the ilium.

iliacus (il-i'ak-us). See *muscles, table of*.

iliadelphus (il"e-ad-el'fus) [L. *il'ium* flank + Gr. ἀδελφός brother]. A monster-fetus double below the pelvis.

ilicin (il'is-in). A bitter antiperiodic compound derived from holly, *I'lex aquifo'lium*.

ilikibiology (il"e-ke-bi-ol'o-je). The biology of the aged.

ilio-. A prefix indicating relation to the ilium.

iliocapsularis (il"e-o-kap-su-la'ris). The iliacus minor muscle.

iliococcygeal (il"e-o-kok-sij'e-al). Pertaining to the ilium and coccyx.

iliocolotomy (il"e-o-ko-lot'o-me). Surgical incision of the colon in the iliac region.

iliocostal (il"e-o-kos'tal) [*ilium* + L. *cos'ta* rib]. Connecting or pertaining to the ilium and ribs.

iliocostalis (il"e-o-kos-ta'lis). See *muscles, table of*.

iliofemoral (il"e-o-fem'or-al). Pertaining to the ilium and femur.

iliohypogastric (il"e-o-hi-po-gas'trik). Pertaining to the ilium and hypogastrium. **i. nerve.** See *nerves, table of*.

ilio-inguinal (il"e-o-in'gwin-al). Pertaining to the iliac and inguinal regions.

iliolumbar (il"e-o-lum'bar). Pertaining to the iliac and lumbar regions, or to the flank and loin.

iliolumbocosto-abdominal (il"e-o-lum-bo-kos"to-ab-dom'in-al). Pertaining to the iliac, lumbar, costal, and abdominal regions

iliometer (il-e-om'et-er) [*iliac* spines + Gr μέτρον measure] An instrument for determining the relative heights of the iliac spines and their relative distance from the center of the spinal column.

iliopectineal (il"e-o-pek-tin'e-al) Pertaining to the ilium and pubes.

iliopelvic (il-e-o-pel'vik). Pertaining to the iliac region or muscle and to the pelvis.

iliopsoas (il-e-op'so-as). The iliacus and psoas magnus muscles regarded as forming one muscle.

iliosacral (il-e-o-sa'kral) Pertaining to the ilium and the sacrum.

iliosciatic (il"e-o-si-at'ik). Pertaining to the ilium and the ischium.

iliospinal (il"e-o-spi'nal). Pertaining to the ilium and the spinal column.

iliothoracopagus (il"e-o-tho-rak-op'ag-us) [*ilium* + Gr. θώραξ chest + πάγος fixed]. A twin monster-fetus united by the ilium of one twin to the chest of the other.

iliotibial (il"e-o-tib'e-al). Pertaining to or extending between the ilium and tibia.

iliotrochanteric (il"e-o-tro-kan-ter'ik). Pertaining to the ilium and a trochanter.

ilium (il'e-um), pl *il'ia* [L.]. 1. The haunch-bone, distinct in fetal life, but becoming the wide upper portion of the innominate bone. 2. The flank.

ill (il). 1 Not well; sick 2 A disease or disorder. **navel i.**, omphalophlebitis.

illacrimation (il-ak-rim-a'shun) Epiphora

illaqueation (il"ak-we-a'shun) [L *illaquea're* to insnare] The cure of an ingrowing eyelash by drawing it out with a loop.

Illicium (il-is'e-um) [L.]. A genus of magnoliaceous trees and shrubs. The fruit of *I. ve'rum* is star-anise. See *anise, star-*.

illinition (il-in-ish'un) [L. *illini're* to smear]. The application of an ointment or liniment with rubbing.

illinium (il-in'e-um) [University of *Illinois*]. A chemical element, No 61, recently discovered by B. S. Hopkins of the University of Illinois.

illumination (il″u-min-a′shun) [L. *illumina′tio*]. The lighting up of a part, cavity, organ, or object for inspection. **axial i.**, the transmission or reflection of light along the axis of a microscope. **central i.**, axial illumination. **contact i.**, illumination of the eye by means of an instrument which is pressed directly to the cornea and conjunctiva. **critical i.**, the focusing of light upon an object inspected **dark field i., dark ground i.**, microscopic illumination in which the center rays are blocked out and the peripheral rays are directed against the object from the side The object appears bright upon a dark background See *ultramicroscope*. **direct i.**, the throwing of light upon an object in front. **focal i.**, the throwing of light upon the focus of a lens or mirror. **lateral i., oblique i.**, illumination in which the light enters the microscope obliquely.

illusion (il-u′zhun) [L. *illu′sio*]. A false or misinterpreted sensory image; a false interpretation of a sensory image.

illusional (il-u′zhun-al). Pertaining to or characterized by illusions.

iloglandol (i-lo-glan′dol). A Swiss brand of insulin.

image (im′aj) [L. *ima′go*]. A picture or conception with more or less likeness to an objective reality. **accidental i.** Same as *after-i.* **acoustic i.**, a concept corresponding to something heard. **aërial i.**, an image seen as in the air by the ophthalmoscope **after-i.**, a retinal impression continued after the image proper has ceased to be visible **auditory i.** Same as *acoustic i.* **direct i., erect i.**, a picture from rays not yet focused **false i.**, the one formed by the deviating eye in strabismus. **hetéronymous i.**, the two images seen when the eyes are focused on a point beyond the object **homonymous i.**, the two images seen when the eyes are focused on a point nearer than the object. **incidental i.**, the impression of an image which remains on the retina after the object has been removed. **inverted i.**, one which is upside down, a real image. **memory i.**, a sensation or sense-perception as it is pictured in the memory. **mental i.**, any concept corresponding to an object appreciated by the senses. **negative i.** Same as *after-i* **optical i.**, one formed by the reflection or refraction of rays of light **Purkinje's i.**, an image upon the retina produced by the shadow of the blood-vessels. **Purkinje-Sanson i's**, three pairs of images of one object seen in observing the pupil **real i.**, one formed where the emanating rays are collected. **retinal i.**, the representation formed upon the retina of an object seen **sensory i.**, a representation formed by means of one or more of the sense-organs. **tactile i.**, a sensory image corresponding to an object perceived by the sense of touch. **virtual i.** See *direct i.* **visual i.**, a mental concept corresponding to an object seen.

imago (im-ag′o). The final or adult stage of an insect

imamical (im-am′ik-al). A compound used as a remedy in syphilis, infectious jaundice, and rat-bite fever.

imbalance (im-bal′ans). Lack of balance; especially lack of balance between muscles, as in insufficiency of ocular muscles **autonomic i.**, autonomic ataxia. **sympathetic i.**, vagotonia. **vasomotor i.**, autonomic imbalance.

imbecile (im′bes-il). 1. Defective mentally. 2. One who is mentally defective; a feeble-minded person whose mental age is between two and seven years. **moral i.**, an imbecile with strong criminal tendencies.

imbecility (im-bes-il′it-e) [L. *imbecil′litas*]. Feebleness of mind, congenital or acquired.

imbed (im-bed′). See *embed*.

imbibition (im-bib-ish′un) [L. *imbib′ere* to drink]. The absorption of a liquid. **hemoglobin i.**, absorption by the tissue of free hemoglobin.

imbricated (im′brik-a-ted) [L. *imbrica′tus; im′brex* tile]. Overlapping like tiles or shingles.

imbrication (im-brik-a′shun) [L. *im′brex* a roof-tile]. The overlapping of aponeurotic layers in abdominal surgery.

imid (im′id). A secondary amin; any compound containing the divalent group, .NH.

imidiod (im-id′e-od). A substance in glossy rhombic black or reddish crystals: used like iodoform as a wound antiseptic.

imido-. A prefix used to denote the presence in a compound of the group NH.

imido-Roche (im′id-o-rōtsh). Betaimidazolethylamin in 1 : 1000 solution. used like adrenalin.

iminazol (im-in-a′zol). A radical, 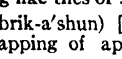 , occurring in histidin.

iminazolylethylamin (im″in-a-zol-il-eth-il-am′in). A preparation obtained from ergot and from histidin, $C_3H_3N_2(CH_2)_2NH_2$. It is supposed to stimulate unstriped muscle-fiber, and has been used like ergot in obstetrics. See *histamin*.

imino-. A prefix used to denote the presence in a compound of the group NH.

Imlach's plug (im′laks) [Francis *Imlach*, Scotch physician of nineteenth century]. See *plug*.

immature (im-at-ūr′) [L. *in* not + *matu′rus* mature]. Unripe or not fully developed.

immediate (im-e′de-āt) [L *in* not + *media′tus* mediate]. Direct; with nothing intervening.

immedicable (im-ed′ik-ab-l) [L. *immedicab′ilis*]. Beyond the hope of cure.

immersion (im-er′shun) [L *immer′sio*]. 1. The plunging of a body into a liquid. 2. The use of the microscope with the object and object-glass both covered with a liquid **homogeneous i.**, the employment in microscopy of a liquid of nearly the same refractive power as the cover-glass **oil-i.**, the covering of the microscopic objective and the object with oil. **water-i.**, the employment of water in microscopic immersion.

immiscible (im-is′ib-l). Not susceptible of being mixed.

immobility (im-o-bil′it-e). Chronic hydrocephalus of cattle.

immobilization (im-o-bil-iz-a′shun). The act of rendering immovable.

immobilize (im-ob′il-īz) [L. *in* not + *mo′bilis* movable]. To render incapable of being moved.

immune (im-ūn′) [L. *immu′nis* safe]. 1. Protected against any particular disease, as by inoculation. 2. A person or animal that is protected against any particular disease. **i. body.** See under *body*.

immunifacient (im-u-nif-a′shent). Producing immunity· said of diseases, such as diphtheria and typhoid, which for a time produce immunity against themselves.

immunifaction (im-u-nif-ak′shun). Immunization.

immunisin (im-u′niz-in). Amboceptor.

immunity (im-u′nit-e) [L. *immu′nitas*]. The condition of being immune; security aganist any particular disease; specifically, the power which a living organism possesses to resist and overcome infection. See *Ehrlich's side-chain theory*, under *theory*. **acquired i.**, the immunity which an individual acquires after birth. It may be active or passive **active i.**, the immunity elaborated by the activity of a person's or animal's own tissues, cells, or body fluids It may be produced (1) by having and recovering from the disease in question, as in scarlet fever; (2) by the cumulative effect of slight, perhaps unnoticed, infections, especially in childhood, as in tuberculosis; (3) by inoculation with an attenuated form of the

causative organism, as in smallpox vaccination; (4) by the injection of dead bacteria, as in the typhoid prophylactic; (5) by the injection of toxin, as in the production of diphtheria antitoxin; (6) by the injection of bacterial products or constituents of the bacterial cell, as in plague, and an analogous condition is produced; (7) by the injection of other antigens, such as cells (red blood-cells), tissues (thyroid), body fluids (blood-serum), or other proteins. **actual i.**, that which is conferred by a recovery from a contagious disease **antibacterial i.**, **antimicrobic i.**, immunity against the action of bacteria. **antiblastic i.**, immunity due to forces which are antagonistic to the growth of the microorganism in the body of the patient or animal. **antitoxic i.**, immunity against toxins **artificial i.**, immunity produced by the injection of bacteria or their products. **athreptic i.**, immunity due to the absence of a specific substance which is necessary for growth of the infecting organism. **bacteriolytic i.** Same as *antibacterial i.* **Behring's i.** See *Behring's method*, under *method*. **Colles's i.** See *Colles's law*. **congenital i.**, the immunity which an individual possesses at birth. **depression i.**, immunity which produces not the death of, but a depression of, the virulence of the infecting organism. Such immunity is seen in reinfection and may possibly explain the occurrence of chronic infection **familial i.**, immunity occurring as a characteristic in certain families. **inherent i.**, a natural inborn immunity. **inherited i.**, an immunity transmitted from the parents through the germ cells **mixed i.**, acquired immunity **natural i.**, the immunity which a person acquires without effort or purpose on his part. It is usually active immunity. **opsonic i.**, immunity due to the presence of opsonins **passive i.**, immunity which depends upon defensive factors not originating in the individual protected, but which is passively acquired by being injected with the serum of an individual who has acquired an active immunity against the disease in question. **phagocytic i.**, immunity dependent on the formation in the body of substances which prepare the bacteria for phagocytosis. **Profeta's i.**, immunity against syphilitic infection possessed by some children of syphilitic parents. **racial i.**, natural immunity possessed by all the members of a group of individuals **relative i.**, immunity due to loss of complement of the blood or to a lessened avidity of the body cells for the poison. **species i.**, **specific i.** Same as *racial i.* **toxin-antitoxin i.**, an active antitoxic immunity produced by injecting subcutaneously a nearly neutral mixture of diphtheria toxin and antitoxin.

immunization (im-u-niz-a'shun). The process of rendering a subject immune, or of becoming immune. **active i., isopathic i.**, immunization which produces active immunity. **collateral i.**, non-specific or paraspecific immunization; immunization by the inoculation with a microbe other than that with which the patient is infected. **passive i.**, transient immunization produced by the introduction into the system of the blood-serum of animals already rendered immune. **toxin-antitoxin i.** See *toxin-antitoxin*.

immunizator (im-u-niz-a'tor). That which renders immune.

immunochemistry (im-u-no-kem'is-tre). That department of chemistry which deals with the substances and reactions concerned in immunity.

immunodiagnosis (im-u''no-di-ag-no'sis). Diagnosis by the reactions of immunity; serum-diagnosis.

immunogen (im-u'no-jen). A proprietary form of ecto-antigen.

immunogenic (im-u-no-jen'ik). Producing immunity.

immunology (im-u-nol'o-je). The science or study of immunity.

immunoprotein (im-u-no-pro'te-in). Immunprotein.

immunoreaction (im-mu''no-re-ak'shun). The little understood specific reaction that takes place between an antigen and its antibody

immunotherapy (im-u''no-ther'ap-e). Treatment by the production of immunity.

immunotoxin (im-u-no-toks'in). Any antitoxin.

immunotransfusion (im-u''no-trans-fu'zhun). Transfusion of blood which has been immunized by an autogenous vaccine from the patient.

immunprotein (im-ūn-pro'te-in). A substance formed in the body of animals on the injection of an old bacterial culture by the union of the zymase of the culture with the body albumin. These immunproteins have a bacteriolytic power.

impact (im'pakt) [L. *impac'tus*]. A sudden and forcible collision.

impacted (im-pak'ted) [L. *impac'tus*]. Driven firmly in; closely lodged; attended with firm lodgment.

impaction (im-pak'shun) [L. *impac'tio*]. The condition of being firmly lodged or wedged **dental i.**, the condition in which a tooth is embedded in the alveolus so that its eruption is prevented.

impalpable (im-pal'pa-bl) [L. *in* not + *palpa're* to feel]. That cannot be felt, as, an *impalpable* pulse; also extremely fine, as, *impalpable* powder.

impaludism (im-pal'u-dizm) [L *in* into + *pa'lus* marsh]. Malarial cachexia; marsh-poisoning.

impar (im'par) [L.]. Not paired, having no fellow; azygous.

impardigitate (im-par-dij'it-āt) [L. *im'par* unequal + *dig'itus* finger]. Having the fingers or toes unequal in number, as in man.

imperative (im-per'at-iv) [L. *imperati'vus*]. Dominant; not subject to control by the will.

imperception (im-per-sep'shun). Defective power of perception.

imperforate (im-per'fo-rāt) [L. *imperfora'tus*]. Not open; abnormally closed.

imperialin (im-pe're-al-in). A crystalline alkaloid, $C_{35}H_{60}NO_4$, from *Fritilla'rea imperia'lis*.

impermeable (im-per'me-ab-l) [L. *in* not + *per* through + *mea're* to move]. Not permitting a passage, as for fluid.

impermephane (im-per'me-fān). A light transparent protective dressing material.

impervious (im-per've-us) [L. *imper'vius*]. Impenetrable; not affording a passage.

impetiginization (im-pe-tij-in-iz-a'shun). The development of impetigo upon an area previously affected with some other skin disease.

impetiginous (im-pet-ij'en-us) [L. *impetigino'sus*]. Pertaining to or of the nature of impetigo.

impetigo (im-pet-i'go) [L.]. An inflammatory skin disease characterized by isolated pustules. **Bockhart's i.**, epidemic abscesses produced by pyogenic bacteria. **i. bullo'sa**, impetigo with the lesions in the form of bullæ. **i. contagio'sa**, a contagious disease, caused by staphylococci, marked by flat vesicles that become pustular and then crusted. **i. contagio'sa bullo'sa**, a bullous eruption, starting on the face and spreading thence over the body. The bullæ rupture and become covered with crusts. The disease is contagious. Called also *Corlett's pyosis*. **i. eczemato'des**, pustular eczema. **i. herpetifor'mis**, a severe disease affecting pregnant women, and characterized by groups of pustules. **i. sim'plex**, **i. staphylog'enes**, an acute inflammatory form due to a staphylococcus. **i. syphilit'ica**, a pustular eruption in syphilis. **i. variolo'sa**, a pustular eruption occurring between the drying pocks of smallpox.

impf-tetanus (impf'tet-an-us) [Ger.]. Inoculated tetanus; cultures from it afford a special form of pathogenic bacillus.

impilation (im-pi-la'shun). Rouleau formation.

implant (im-plant'). To insert or graft.

implantation (im-plan-ta'shun) [L. *in* into + *planta're* to set]. 1. The transfer of parts, as of sound teeth. 2. Grafting, as of the skin, nerves, or tendons. 3. The introduction of a solid medicine beneath the skin. 4. The inoculation of the bacteria into the blood or other fluid which is being tested for its bactericidal power. After a suitable interval portions of the mixture are transferred to culture-media (explanation) or the mixture may be incubated directly if it is nutritive (in culturing). **end-to-end i.**, surgical repair, as of the bowel or of a nerve, by bringing together the divided ends. **filigree i.**, the insertion of a silver network in the abdominal wall for the purpose of closing a large abdominal hernia. **hypodermic i.**, the placing of a medicine in the subcutaneous tissue. **nerve i.**, the operation of inserting and attaching a nerve into the sheath of another nerve. **parenchymatous i.**, the introduction of a medicine into the substance of a tumor. **periosteal i.**, the operation of inserting a normal tendon into the periosteum of a joint at the insertion of a paralyzed tendon to take the place of the latter. **silk i.**, the operation of restoring a paralyzed tendon by implanting strands of sterile silk so that they will stimulate the formation of fascial sheaths along the line of the paralyzed tendon **teratic i.**, the partial blending of an imperfect with a nearly perfect fetus.

imponderable (im-pon'der-ab-l) [L. *in* not + *pon'dus* weight]. Having no weight.

impotence, impotency (im'po-tens, im'po-ten-se) [L. *in* not + *poten'tia* power]. Lack of power: chiefly of reproductive power or virility.

impotentia (im-po-ten'she-ah) [L.]. Impotence. **i. coeun'di**, inability of the male to perform the sexual act. **i. erigen'di**, inability to have an erection of the penis.

impregnate (im-preg'nāt) [L. *impregna're*]. 1. To render pregnant. 2. To saturate or charge with.

impregnation (im-preg-na'shun) [L. *impregna'tio*] 1. The act of fecundation or of rendering pregnant. 2. The process or act of saturation; a saturated condition.

impressio (im-pres'e-o), pl *impressio'nes*. Latin for *impression*. **i. cardi'aca**. 1. The concavity on the mediastinal surface of the lung corresponding to the surface of the heart. 2 [B N A] A depression on the parietal surface of the liver corresponding to the position of the heart. **i. col'ica** [B N A], **i. duodena'lis** [B N A], **i. gas'trica** [B N A], **i. rena'lis** [B N A], **i. suprarena'lis** [B N A], impressions on the liver made respectively by the colon, duodenum, stomach, kidney, and suprarenal gland. **impressio'nes digita'tæ**. See *digital impressions*, under *impression*. **i. hepat'ica**, an impression on the kidney where it touches the liver. **i. œsopha'gea** [B N A], the impression made on the liver by the esophagus **i. petro'sa**, a depression on the temporosphenoid lobe of the brain corresponding to the prominence of the superior semicircular canal of the temporal bone. **i. suprarena'lis** [B N A], a depression on the under surface of the right lobe of the liver which lodges the right suprarenal body. **i. trigem'ini** [B N A], the impression on the petrous portion of the temporal bone made by the gasserian ganglion.

impression (im-presh'un) [L. *impres'sio*]. 1. A dent, hollow, or indentation. In dentistry, an impression of the jaw with the teeth taken in some plastic substance, as wax or plaster. This impression is filled in with plaster-of-Paris to form a model of the jaw. 2. An effect made upon the mind, body, or senses by some external object. **cardiac i.** See *impressio cardiaca*. **centrifugal i.**, a motor impression sent from a nerve-center outward to a muscle. **centripetal i.**, a sensory impression transmitted by an afferent nerve from the exterior of the body to the central organ. **colic i.** See *impressio colica*. **deltoid i.**, the deltoid crest. See *crest*. **digital i's**, impressions on the inner surface of the cranium, corresponding to the cerebral convolutions. **duodenal i.** See *impressio duodenalis*. **maternal i.**, the alleged effect produced upon the fetus in utero by the mental or other experiences received by the mother during gestation. **mental i.**, an effect produced upon the mind by a communication received from an external object **i.-preparation**, a bacterial colony upon the surface of which a cover-glass is lightly pressed. **renal i.** See *impressio renalis*. **rhomboid i.**, costal tuberosity. **sensory i.**, an effect produced upon an organ of sense by a communication received from an external object. **trigeminal i.**, the depression in the temporal bone for the gasserian ganglion.

improcreant (im-pro'kre-ant). Unable to procreate.

impulse (im'puls). 1. A sudden pushing force. 2. A sudden uncontrollable determination to act.

impulsion (im-pul'shun). An abnormal impulse to perform certain acts, usually of a disagreeable nature.

imputability (im-pu-tab-il'it-e). Soundness of mind; unimpaired responsibility.

im-pyeng (im'pi-eng). See *collapsing typhus*, under *typhus*.

I. M. S. Abbreviation for *Indian Medical Service*.

In. The symbol for *indium*.

in. Abbreviation for *inch*.

in- [L. *in* in, into]. 1. A prefix signifying *in, within*, or *into*. 2. A negative or privative prefix.

inacidity (in-as-id'it-e). Absence of acidity.

inaction (in-ak'shun) [L. *in* not + *ac'tio* act]. Imperfect response to a normal stimulus.

inactivate (in-ak'tiv-āt). To render inactive; to destroy the activity of.

inactivation (in-ak-tiv-a'shun). The destruction of the activity of a serum by the action of heat or other means. **i. of the complement** is usually produced by heating the serum to 56° C. for fifteen to thirty minutes.

inactose (in-ak'tōs) A variety of optically inactive plant sugar.

inadequacy (in-ad'ek-was-e) [L. *in* not + *adæqua're* to make equal]. Inability to perform an alloted function; insufficiency **cardiac i.**, **mitral i.**, **renal i.**, etc. See under *insufficiency*.

inæmia (in-e'me-ah). Inemia.

inalimental (in"al-im-en'tal) [L. *in* not + *alimen'tum* food]. Not nutritious; not serviceable as food.

inanimate (in-an'im-āt) [L. *in* not + *anima'tus* alive]. 1. Without life. 2 Lacking in animation.

inanition (in-an-ish'un) [L. *ina'nis* empty]. Wasting of the body from lack of food.

inankyloglossia (in-ang"kil-o-glos'e-ah). An immovable condition of the tongue, congenital or acquired.

inappetence (in-ap'et-ens) [L. *in* not + *appet'ere* to desire]. Lack of desire or appetite.

inarticulate (in-ar-tik'u-lāt) [L. *in* not + *articula'tus* joined]. Not uttered like articulate speech.

in articulo mortis (in ar-tik'u-lo mor'tis) [L.]. At the very point of death.

inassimilable (in-as-im'il-ah-bl) [L. *in* not + *assimilable*]. Not susceptible of being utilized as nutriment.

inaxon (in-ak'son) [Gr. ἴς fiber + ἄξων axis]. A nerve-cell whose axis-cylinder has its arborization at a considerable distance from the cell. See *dendraxon*.

inborn (in'born). Formed or implanted during intra-uterine life.

inbreeding (in'bre-ding). Breeding of animals who have the same parents or near ancestors.

incallosal (in-kal o'sal). Characterized by absence of the corpus callosum, and usually by consequent idiocy.

incandescent (in-kan-des'ent) [L. *incandes'cens* glowing]. Glowing with heat and light.

incarcerated (in-kar'ser-a-ted) [L. *incarcera'tus* imprisoned]. Imprisoned, held fast; constricted.

incarceration (in"kar-ser-a'shun) [L. *in* in + *car'cer* prison]. Unnatural retention or confinement of a part.

incarial (in-ka're-al). Pertaining to or characteristic of the Incas in Peru or of the Peruvian race. **i. bone.** See under *bone*.

incarnant (in-kar'nant) [L. *incarna're* to make flesh]. Promoting the granulation of wounds; an agent that promotes granulation.

incarnative (in-kar'na-tiv) [L. *incarna're* to make flesh]. 1. Promoting the formation of granulations. 2. An agent or medicine that promotes granulations.

incasement (in-kās'ment). See *evolution* (3d def.).

incident (in'si-dent) [L. *in'cidens* falling upon]. 1. Falling or striking upon. 2. Same as *afferent*

incineration (in-sin-er-a'shun) [L. *in* into + *cin'eres* ashes]. The act of burning to ashes; cremation.

incipient (in-sip'e-ent). Beginning to exist; coming into existence.

incisal (in-si'zal). Cutting, as, the *incisal* edge of a tooth.

incised (in-sīzd') [L. *inci'sus*]. Cut; made by cutting.

incision (in-sizh'un) [L. *incis'io*]. 1. A cut or wound. 2 The act of cutting. **Auvray i.**, an enlarged incision for splenectomy the usual incision is made along the outer border of the left rectus muscle and up to the costal cartilages, this is extended upward and posteriorly over the lower ribs to the level of the eighth interspace. **Bar's i.**, an incision for cesarean section made in the middle line of the abdomen above the umbilicus, the uterus being incised longitudinally **Battle-Jalaguier-Kammerer i.**, incision for abdominal section, consisting of a vertical incision of the skin and fascia, vertical division of the anterior layer of the sheath of the rectus, with retraction of the rectus inward, vertical division of the posterior layer of the rectal sheath nearer the median line, together with the subserous areolar tissue and peritoneum used in quiescent stage of appendicitis and in some operations on the stomach, liver, and gall-bladder. **Bergmann's i.**, an incision for exposing the kidney, made from the outer border of the erector spinæ at the level of the twelfth rib, toward the junction of the outer and middle third of Poupart's ligament. **Bevan's i.**, a vertical one along the outer edge of the right rectus muscle for exposing the gall-bladder. **celiotomy i.**, an incision made through the abdominal wall to give access to the peritoneal cavity. **confirmatory i.**, an incision into an organ made for the purpose of confirming a diagnosis. **crucial i.**, a cross-shaped incision. **Deaver's i.** (*for appendicitis*), incision through the sheath of the right rectus muscle, the muscle being then pushed inward. **Fergusson's i.**, an incision for excision of the upper jaw It runs along the junction of the nose with the cheek, around the ala of the nose to the median line, and descends to bisect the upper lip **Fowler's angular i.**, an incision for anterolateral abdominal section. **hockey-stick i.** See *Meyer's hockey-stick 1*. **Kehr's i.**, an abdominal incision for opening up a wide field. It extends from the xiphoid cartilage to the umbilicus in the median line, and obliquely downward to the right or left of the umbilicus, and again vertically downward. **Küstner's i.**, a semilunar abdominal incision with the concavity above, through the fat above the symphysis pubis, following one of the natural folds of the skin. The upper flap is detached from the aponeurosis of the external oblique, and then the usual incision is made parallel to the rectus muscle. **Langenbeck's i.**, an abdominal incision through the linea semilunaris parallel to the fibers of the rectus abdominis muscle. used for operations on the kidney, spleen, colon, tail of pancreas, etc. **Longuet's i.** See *Longuet's operation*, under *operation*. **Mackenrodt's i.**, a transverse semilunar abdominal incision, the lowest point of which is about 2 cm. above the pubes **McBurney's i.**, an abdominal incision parallel to the fibers of the external oblique muscle and about 1 inch from the anterior-superior spine of the ilium. The skin and subcutaneous fat are incised down to the external oblique, the fibers of which are split; the internal oblique is exposed, its fibers, along with those of the transversalis, being split and separated. **Meyer's hockey-stick i.**, an incision for entering the lower anterior abdominal cavity, partly by intramuscular separation, partly by transverse division of muscle, by an incision shaped somewhat like a hockey-stick. used in complicated appendicitis. **Parker's i.**, an incision over the area of dulness in appendiceal abscess, extending nearly parallel with Poupart's ligament **Pfannenstiel's i.**, an abdominal incision, consisting of a curved incision, the convexity directed downward, just above the symphysis, passing through skin, superficial fascia, and aponeurosis, exposing the pyramidalis and recti muscles, which muscles are separated from each other in the median line, the peritoneum being opened vertically. **relief-i.**, a cut made to relieve tension in a part. **Vischer's lumbo-iliac i.**, separation of the muscular and tendinous fibers of the abdominal muscles of the lumbo-iliac region, just above the center of the iliac crest, in their cleavage lines, without transverse division of the muscle-fibers or harm to the abdominal nerves. **Wilde's i.**, exposure of the mastoid process by an incision behind the auricle, the bone being opened if necessary done for mastoid abscess.

incisive (in-si'siv) [L. *incisi'vus*]. 1. Having the power or quality of cutting. 2 Pertaining to the incisor teeth.

incisor (in-si'sor) [L. *incid'ere* to cut into]. Any one of the four front teeth of either jaw.

incisura (in-sis-u'rah), pl *incisu'rae* [L.]. A cut, notch, or incision **i. acetabu'li** [B N A], the cotyloid notch. **i. ap'icis cor'dis** [B N A], a notch in the lower part of the anterior border of the left lung. **i. cardi'aca** [B N A], the cardiac notch **i. cartilag'inis mea'tus acus'tici exter'ni santori'ni** [B N A]. Same as *i. santorini*. **i. cerebel'li ante'rior** [B N A], the notch between the hemispheres of the cerebellum in front. **i. cerebel'li poste'rior** [B N A], the notch that separates the hemispheres of the cerebellum behind **i. clavicula'ris** [B N A], the clavicular notch. **incisu'ræ costa'les,** the notches at the sides of the sternum for the ends of the ribs **i. ethmoida'lis** [B N A], the ethmoid notch. **i. fibula'ris** [B N A], the fibular notch. **i. fronta'lis** [B N A], the frontal notch. **i. interloba'ris,** the deep notch or space between the lobes of the lungs **i. intertrag'ica** [B N A], the notch between the tragus and antitragus **i. ischiad'ica ma'jor** [B N A], the great sacrosciatic notch **i. ischiad'ica mi'nor** [B N A], the lesser sacrosciatic notch. **i. jugula'ris** [B N A], the interclavicular notch. **i. lacrima'lis** [B N A], the lacrimal notch. **i. mandib'ulæ** [B N A], the sigmoid notch. **i. mastoi'dea** [B N A], the digastric fossa **i. nasa'lis** [B N A], the nasal notch **i. pal'lii transver'sa,** the space between the cerebrum and cerebellum into which the tentorium dips **i. pancrea'tis** [B N A], the pancreatic notch **i. parieta'lis** [B N A], the parietal notch. **i. radia'lis** [B N A], the lesser sigmoid cavity of the ulna. **i. rivi'ni,** the notch of the superior edge of the inner end of the external au-

ditory meatus. **i. santori'ni,** either of the two fissures in the cartilaginous part of the external auditory meatus. **i. scap'ulæ** [B N A], the supra-scapular notch. **i. scapula'ris,** the greater sigmoid cavity. **i. semiluna'ris** [B N A], the greater sigmoid cavity. **i. sphenopalati'na** [B N A], the sphenopalatine notch. **i. supra-orbita'lis** [B N A], the supra-orbital notch. **i. tento'rii** [B N A], the pacchionian foramen. **i. tympan'ica** [rivi'ni]. Same as *i. rivini*. **i. ulna'ris** [B N A], the sigmoid cavity of the ulna. **i. umbilica'lis** [B N A], the anterior notch of the liver. **i. vertebra'lis** [B N A], the intervertebral notch.

incisure (in-si'zhūr) [L. *incisu'ra*]. A notch or slash. **i's of Lantermann, i's of Schmidt,** oblique lines or slashes on the sheaths of medullated nerve-fibers. **Rivinus's i.** See *Rivinus's notch*, under *notch*.

incitamin (in-sīt'am-in). A proprietary sterile solution of equine saliva: used as a moist dressing for ulcers, burns, and infected wounds.

inclination (in-klin-a'shun). In dentistry, the deviation of a tooth from the vertical. It is distinguished in direction as *distal, lingual,* and *mesial.*

inclinometer (in-kli-nom'et-er). An instrument for determining the ocular diameter.

inclusion (in-klu'zhun) [L *inclu'sio*]. The act of inclosing or condition of being inclosed, that which is inclosed **cell i.,** any foriegn substance included within a cell, such as starch, yolk, or objects picked up. **fetal i.,** a form of monstrosity in which one twin is inclosed within another **leukocyte i's.** See *Dohle's inclusion bodies*, under *body*.

incoercible (in-ko-er'sib-l). Uncontrollable; that cannot be overcome.

incoherent (in-ko-hēr'ent) [L. *in* not + *cohær'ere* to cling together]. Without proper sequence; incongruous.

incompatibility (in''kom-pat-ib-il'it-e) The quality of being incompatible. **chemic i.,** the quality of not being miscible with another given substance without a chemic change. **physiologic i.,** the quality of not being administrable with another given remedy on account of their antagonistic effects. **therapeutic i.,** opposition in therapeutic effect between two or more medicines

incompatible (in-kom-pat'ib-l) [L. *incompatib'ilis*]. Not suitable for combination or simultaneous administration, mutually repellent.

incompensation (in''kom-pen-sa'shun). Lack of compensation

incompetence, incompetency (in-kom'pet-ens, in-kom'pet-en-se) [L. *in* not + *com'petens* sufficient]. Inadequacy or insufficiency. **aortic i.** See *aortic insufficiency*, under *insufficiency*. **i. of the cardiac valves,** a defective condition of the valves of the heart in which they allow the return of blood by them when closed. **ileocecal i.,** inability of the ileocecal valve to prevent the flow of material from the colon to the ileum. **muscular i.,** incompetence of a cardiac valve due to defective action of the papillary muscles. **pyloric i.,** passage of undigested food into the intestine. **relative i.,** defective closure of a cardiac valve due to dilatation of the corresponding cavity of the heart **valvular i.** See *inadequacy*.

incompressible (in-kom-pres'ib-l). Not susceptible of being squeezed together.

incontinence (in-kon'tin-ens) [L. *incontinen'tia*]. 1. Inability to restrain a natural discharge. 2. Lack of self-control, especially with regard to sexual indulgence. **active i.,** incontinence in which the bowels or bladder are emptied involuntarily, but at regular intervals and in the normal way. **intermittent i.,** loss of control of the urine on a sudden movement or on pressure on the bladder, due to interruption of the voluntary path above the lumbar center. **i. of milk,** galactorrhea. **overflow-i.,** that which is due to pressure of retained urine in the bladder. **paralytic i.,** continuous dribbling of the urine and feces, due to relaxation of the sphincters from destruction of the lumbar centers. **passive i.,** incontinence of urine in which the bladder is full and cannot be emptied in the normal way, but the urine dribbles away from mere pressure. **i. of urine,** enuresis.

incontinentia (in-kon-tin-en'she-ah). Incontinence. **i. al'vi,** incontinence of the feces. **i. uri'næ,** constant and involuntary dribbling of the urine.

incoördination (in''ko-or-din-a'shun) [L. *in* not + *coordination*]. Lack of the normal adjustment of muscular motions, failure of organs to work harmoniously. **jerky i.,** that which leads to great and sudden irregularity of movement.

incorporation (in''kor-po-ra'shun) [L. *in* into + *cor'pus* body]. The thorough union of one substance with another, or with others, in a composite mass.

increment (in'kre-ment) [L. *incremen'tum*]. That by which anything is increased; increase, or augmentative growth

incretion (in-kre'shun). An internal secretion; an endocrine. **negative i.,** an internal secretion which does not act as a hormone, but is supposed to act as a neutralizer of poisonous substances circulating in the blood.

incretory (in'kre-to-re). Pertaining to internal secretion, endocrine.

incrustation (in-krus-ta'shun) [L. *in* not + *crus'ta* crust]. The formation of a crust, a crust, scale, or scab.

incubate (in'ku-bāt). To place a culture in an apparatus which will keep it at a constant optimum temperature, so as to secure the maximum growth of bacteria.

incubation (in-ku-ba'shun) [L *incuba'tio*] 1. The period between the implanting of an infectious disease and its manifestation. 2. The keeping of a culture of bacteria or protozoa in an incubator to facilitate development. 3. In Greek medicine, the rite of sleeping in the Æsculapian temples, medical advice being rendered in a dream, or by the priests, if patients waked.

incubator (in'ku-ba-tor). 1. An apparatus for rearing prematurely born children; a couveuse. 2. An apparatus for maintaining cultures of bacteria or other materials at a constant and suitable temperature.

incubus (in'ku-bus) [L.]. 1. A nightmare. 2. A heavy mental burden.

incudal (in'ku-dal) [L. *in'cus* anvil]. Pertaining to the incus.

incudectomy (in-ku-dek'to-me) [L. *in'cus* anvil + Gr. ἐκτομή excision]. Surgical removal of the incus

incudiform (in-ku'dif-orm). Anvil-shaped.

incudius (in-ku'de-us). The laxator tympani muscle.

incudomalleal (in''ku-do-mal'e-al). Pertaining to the incus and malleus.

incudostapedial (in''ku-do-sta-pe'de-al). Pertaining to the incus and stapes.

inculturing (in-kul'tshur-ing) See *implantation*, 4th def

incurable (in-ku'rab-l). Not susceptible of being cured.

incurvation (in-kur-va'shun) [L. *incurva're* to bend in]. A condition of being bent in.

incus (ing'kus) [L. "anvil"]. The anvil-shaped ossicle of the middle ear.

incwadi (ink-wah'de). The bulbous-rooted plant, *Bu'phane distich'ia*, of South Africa: it affords an arrow-poison.

In d., in d. Abbreviation for L. *in di'es*, daily.

indaconitin (in-dak-on'it-in). A crystalline alkaloid, $C_{34}H_{47}NO_{10}$, from *Aconitum chasmanthum*.

indagation (in-dag-a'shun) [L. *indaga'tio*]. A careful search, inquiry, or examination.

indenization (in-den-iz-a'shun). Same as *innidiation*.

indentation (in-den-ta'shun) [L. *indenta'tio; dens* tooth]. 1. A condition of being notched; a notch, pit, or depression. 2. The act of indenting, as with the finger.

index (in'deks), pl. *in'dices* [L.]. 1. The first or forefinger. 2. The numeric ratio of measurement of any part in comparison with a fixed or assumed standard. **acidosis i.**, a number representing the degree of intensity of a case of acidosis. **altitudinal i.**, the relation of the cranial height to the cranial length; called also *height index* and *length-height i.* **alveolar i.**, the degree of prominence of the jaws; the distance from the basion to the front of the jaw expressed as a percentage of the distance from the basion to the midpoint of the nasal suture. Called also *gnathic i.* **antitryptic i.**, a number representing the increased viscosity of a solution of casein treated with trypsin to which the blood-serum of a cancer patient has been added, as compared with the viscosity after the same procedure in which the blood-serum is normal. **auricular i.**, the relation of the width to the height of the auricle. **auriculoparietal i.**, the ratio of the breadth of the skull between the auricular points to its greatest breadth. **auriculovertical i.**, the ratio of the height of the skull above the auricular point to its greatest height. **basilar i.**, the ratio of the distance between the basion and the alveolar point to the total length of the skull. **biochemical racial i.**, the ratio of the percentage of persons having agglutinogen A in their erythrocytes to the percentage having agglutinogen B, or the ratio of persons of blood group II to those of blood group III **Broder's i.**, an index of malignancy based on the fact that the more undifferented or embryonic the cells of a tumor, the more malignant is the tumor. Grade 1 contains one-fourth undifferentiated cells; Grade 2, one-half undifferentiated cells; Grade 3, three-fourths undifferentiated cells; Grade 4, all cells undifferentiated. **calcium i.**, the relative amount of calcium in the blood as compared to that in a 1 : 6000 solution of calcium oxid. **cardiothoracic i.**, the size of the heart in relation to the size of the chest, being the greatest transverse diameter of the heart shadow as compared to the greatest transverse diameter of the chest shadow on radioscopy. **catalase i.**, a number representing the proportion between the amount (in grams) of hydrogen peroxid decomposed by 1 c.c. of blood, as compared with the erythrocyte count of the same blood **cephalic i.**, the number found by multiplying the cranial breadth by 100 and dividing by the cranial length. **cephalo-orbital i.**, the number obtained by multiplying the capacity of the cranium by 100 and dividing by the capacity of the two orbits. **cephalorhachidian i.** Same as *cerebrospinal i.* **cerebral i.**, the ratio of the greatest transverse to the greatest anteroposterior diameter of the cranial cavity. **cerebrospinal i.**, the figure obtained by multiplying the final cerebrospinal pressure by the quantity of fluid withdrawn in spinal puncture and then dividing by the initial pressure. **color i.**, the relative amount of hemoglobin contained in a red blood-corpuscle. **coronofrontal i.**, the ratio of the greatest frontal to the greatest coronal breadth of the head. **cranial i.** Same as *cephalic i.* **cytophagic i.**, the relative phagocytic power of leukocytes from a given source, as compared with that of leukocytes from a different source used as a standard. **dental i.**, the result obtained by multiplying the dental length by 100 and dividing by the length of the basinasal line. **empathic i.**, the degree of empathy felt by one person toward another. **endemic i.**, the percentage of children in any locality affected with an endemic disease. **facial i.**, the relation of the length of the face to its width, obtained by multiplying by 100 the bizygomatic width and dividing the product by the distance from the ophryon to the alveolar point. **Flower's i.**, dental index. **Fourmentin's thoracic i.**, the number obtained by multiplying the transverse diameter of the thorax by 100 and dividing by the anteroposterior diameter. **gnathic i.** See *alveolar i.* **gono-opsonic i.**, the opsonic index in relation with gonococcus infection. **hematopneic i.**, a figure denoting the intensity of blood oxygenation. **hemophagocytic i.**, the relative phagocytic power of the entire blood, including both leukocytes and serum. Called also *opsonocytophagic i.* **hemorenal i.**, the ratio of the amount of inorganic salts in the urine to that in the blood. It is obtained by dividing the electric resistance of the blood by that of the urine. The quotient obtained by dividing the former by the latter is the hemorenal index. **icteric i., icterus i.**, a term denoting the amount of bilirubin in the blood used as a test of liver function. **length-breadth i.**, the breadth of the skull expressed as a percentage of its length. **length-height i.**, the height of the skull expressed as a percentage of its length. **Lennhoff's i.**, the relation of the distance between the sternal notch and the pubic symphysis to the greatest circumference of the abdomen. **McLean's i.** See *McLean's formula*, under *formula*. **i.-movement**, a compulsory movement in which an animal turns round and round. **nasal i.**, the number obtained by multiplying the nasal width by 100 and dividing by the nasal height. **opsonic i.**, the opsonic power of the blood of a patient for any particular microorganism compared with the normal as measured by in vitro phagocytosis. **opsonocytophagic i.** See *hemophagocytic i* **orbital i.**, the relation of the height of the orbit to its width. **palatal i., palatine i., palatomaxillary i.**, the number obtained by multiplying the palatomaxillary width by 100 and dividing by the palatomaxillary length **pelvic i.**, the ratio of the conjugate and transverse diameters of the pelvis. **percentage i.**, the percentage of leukocytes in the blood which are phagocytic. **phagocytic i.** 1 The average number of bacteria ingested per leukocyte of a patient's blood 2. (*Of Arneth*) The proportion in the blood of multinuclear neutrophile leukocytes with nuclei having three or more lobes. **refractive i.**, the coefficient of refraction **sacral i.**, the number obtained by multiplying the breadth of the sacrum by 100 and dividing by the length **saturation i.**, a number indicating the hemoglobin content of a person's red blood-cells as compared to the normal. It is the quotient obtained by dividing the percentage of hemoglobin by the percentage by volume of the cells **splanchnoptotic i.**, the distance of the jugulum from the upper margin of the pubic symphysis divided by the minimal circumference of the abdomen, and the quotient being multiplied by 100. **staphylo-opsonic i.**, the opsonic index in staphylococcic infection. **stephanozygomatic i.**, the relation of the interstephanic and bizygomatic diameters. **thoracic i.**, the ratio of the anteroposterior diameter of the thorax to the transverse diameter. **tibiofemoral i.**, the ratio of the length of the tibia to that of the femur **tuberculo-opsonic i.**, the opsonic index in tuberculous infection **urea i.** See *Ambard's formula* and *McLean's formula*, under *formula*. **ureosecretory i.** Same as *Ambard's formula* See under *formula*. **uricolytic i.**, the percentage of uric acid which is oxidized to allantoin before being secreted **vertical i.**, the number obtained by multiplying the height of the skull by 100 and dividing by the length. **vital i.**, the ratio of births to deaths within a given time in a population; called also *birth-death ratio*. **volume i.**, the index indicating the size of an erythrocyte as compared with the normal. It is the quotient obtained by dividing the volume of red corpuscles (ex-

pressed in percentage of the normal) by the number of red corpuscles (expressed in percentage of the normal). **zygomatico-auricular i.**, the ratio between the zygomatic and auricular diameters of the skull.

Indian hemp (in'de-an hemp). See *Cannabis* and *Apocynum*.

Indian tobacco (in'de-an). See *Lobelia*.

india-rubber (in"de-ah-rub'er). See *caoutchouc*.

indican (in'dik-an). 1 A yellow glucosid, $C_{14}H_{17}O_6N$, from the plants that yield indigo. On hydrolysis it yields glucose and indoxyl 2 Potassium indoxyl sulphate, $C_6H_4\,NH\,CH.CO.SO_2\,OK$, formed by decomposition of tryptophan in the intestines and found in the urine.

indicanemia (in-dik-an-e'me-ah) [*indican* + Gr. *αἷμα* blood]. The presence of indican in the blood.

indicanhidrosis, indicanidrosis (in-dik-an-id-ro'sis) [*indican* + Gr. *ὕδωρ* water or *ἱδρώς* sweat]. Blue sweat.

indicanmeter (in'dik-an-me-ter). An instrument for estimating the amount of indican in the urine.

indicant (in'dik-ant). 1. Indicating. 2. A symptom which indicates the true diagnosis or treatment

indicanuria (in"dik-an-u're-ah) [*indican* + Gr. *οὖρον* urine]. The presence in the urine of indican in excessive quantity. It occurs in chronic constipation, intestinal indigestion, epilepsy, and neurasthenia

indicatio (in-dik-a'she-o) [L.]. Same as *indication*. **i. causa'lis**, an indication as to the treatment of a disease afforded by its cause. **i. mor'bi**, an indication as to treatment afforded by the nature of the morbid processes observed. **i. symptomat'ica**, an indication as to disease afforded by the symptoms that may arise.

indication (in-dik-a'shun) [L *indica'tio*]. A sign or circumstance which points to or shows the cause, pathology, treatment, or issue of an attack of disease, that which points out; that which serves as a guide or warning.

indicator (in'dik-a-tor) [L.]. 1. The forefinger; index-finger. 2 The extensor indicis muscle 3 Any substance which, when added in small quantities, shows the appearance or disappearance of a chemical individual by a conspicuous change of color. **anaërobic i.**, a dilute solution of methylene-blue is decolorized in the absence of oxygen. **Audrade's i.**, a solution of acid fuchsin, 0 5 gm in 100 c c of water, which is decolorized to a yellow color by sodium hydrate solution. This is added to sugar bouillon culture-medium An acid-producing organism cultivated on this bouillon turns the medium magenta red.

indicophose (in'dik-o-fōz). An indigo-colored phose.

Indiella (in de-el'ah). A genus of fungi several species of which (*I. manso'ni, I. regnie'ri*) cause white mycetoma.

indifferent (in-dif'er-ent) [L. *indif'ferens*]. Not tending one way or another; neutral; having no preponderating affinity.

indigenous (in-dij'en-us) [L. *indig'enus*]. Native, or not exotic; native to a particular place or country.

indigestible (in-dij-es'tib-l) [*in-* neg. + *digestible*]. Not susceptible of being digested.

indigestion (in-dij-es'tshun). Lack or failure of digestion. **acid i.**, hyperchlorhydria. **gastric i.** See *dyspepsia*. **intestinal i.**, imperfect performance of the digestive function of the intestine. **nervous i.**, nervous dyspepsia. See under *dyspepsia*. **psychic i.**, digestive disturbance due to psychic or mental disquietude.

indigitation (in-dij-it-a'shun) [L. *in* into + *dig'itus* finger]. Intussusception or invagination.

indiglucin (in-di-glu'sin). A sugar formed together with indigo on the decomposition of indican.

indigo (in'dig-o) [Gr. *ἰνδικόν* Indian dye]. A blue dyeing material, $[C_6H_4.CO(NH)C:]_2$, from various leguminous and other plants, as *Indigo'fera tinctoria*, etc.; also made synthetically. It is found in the sweat and the urine, being derived from the indican. It has been used for epilepsy, etc. Dose, 20–60 gr. (1.333–4 gm.). **i.-blue.** See *indigotin*. **i.-red.** See *indoxyl red*. **red i.** See *cudbear*. **wild i.** See *Baptisia tinctoria*.

indigocarmin (in"dig-o-kar'min). Potassium and sodium salts of indigotin-disulphonic acid, $[C(NH)\,CO\,C_6H_3.SO_2ONa]_2$: used as a histologic stain and as a test for sugar.

indigogen (in'dig-o-jen). A crystalline principle from indigo.

indigopurpurin (in"dig-o-pur'pu-rin). A purple pigment occasionally found in the urine.

indigotin (in-dig-o'tin). A blue pigment, $C_{16}H_{10}N_2O_2$, the principal ingredient of commercial indigo. Called also *indigo-blue*.

indigouria, indiguria (in-dig-o-u're-ah, in-dig-u're-ah) [*indigo* + Gr. *οὖρον* urine]. The presence of indigo in the urine.

indirect (in-dir-ekt') [L. *indirec'tus*]. 1. Not immediate or straight. 2. Acting through an intermediary agent.

indirubin (in-di-ru'bin). A red pigment occasionally found in the urine.

indiscriminate (in-dis-krim'in-āt) [L. *in* not + *discri'men* distinction]. Affecting various parts; as, *indiscriminate* lesions.

indisposition (in"dis-po-zish'un). The condition of being slightly ill; a slight illness.

indium (in'de-um) [L. *in'dicum* indigo] A rare soft metal resembling lead, atomic weight, 114 8; symbol, In; named from its blue line in the spectrum. Its use in medicine is mainly homeopathic.

indococcus (in-do-kok'us). A micrococcus occurring in the mouth. It gives a blue color with iodin.

indoform (in'do-form). A white powder, salicylic acid methylene acetate, formed by the action of formaldehyd on acetyl-salicylic acid.

indol (in'dol). A crystallizable body, C_8H_7N, from indigo, and from the decomposition of tryptophan, in the intestines; it is also found in cultures of the spirillum of cholera and other bacteria. It gives part of their peculiar odor to the feces, and in intestinal obstruction causes an accumulation of indol in the intestine; it is found in large quantities in the urine.

indolaceturia (in"do-las-e-tu're-ah). The presence of indolacetic acid in the urine. It is usually associated with pathologic conditions of the intestinal tract

indolent (in'do-lent) [L *in* not + *do'lens* painful]. Causing little pain, as, an *indolent* tumor.

indologenous (in-do-loj'en-us) [*indol* + Gr. *γεν-* to produce] Causing the formation of indol.

indophenol-oxydase (in-do-fe"nol-oks'id-ās). An oxidizing ferment occurring in the pancreas, salivary glands, spleen, bone-marrow, and thymus, whose action is to influence the formation of indophenol in the body.

indoxyl (in-doks'il) [Gr. *ἰνδικόν* indigo + *ὀξύς* sharp]. An oily substance, oxyindol, C_8H_7NO, soluble in water, existing normally in the urine of some persons and formed by decomposition of tryptophan. **i.-red**, a red coloring-matter formed by heating to 130° C. an aqueous solution of indoxyl. Called also *indigo-red*.

indoxyl-sulphates (in-doks'il-sul'fāts). Compounds found in the urine in some cases where great putrefactive changes are occurring in the intestine.

indoxyluria (in"doks-il-u're-ah) [*indoxyl* + Gr. *οὖρον* urine]. The presence of an excess of indoxyl in the urine.

induced (in-dūst') [L. *indu'cere* to lead in]. 1. Produced artificially. 2. Produced by induction.

induction (in-duk'shun) [L. *induc'tio*]. 1. The act or process of inducing or causing to occur. 2. The generation of electric phenomena in a body by the influence of an electrified body near it.

inductogram (in-duk'to-gram). Same as *skiagraph*.

inductorium (in-duk-to're-um). An apparatus for generating currents of induced electricity.

indulin (in'du-lin). A coal-tar dye, used as a histologic stain.

indulinophil (in-du-lin'o-fil) [*indulin* + Gr. φιλεῖν to love]. Stainable with indulin.

indurated (in'du-ra-ted) [L. *in* not + *du'rus* hard]. Hardened; rendered hard.

induration (in-du-ra'shun) [L. *indura'tio*]. 1. The quality of being hard; the process of hardening 2. An abnormally hard spot or place. **black i.**, the hardening and pigmentation of lung tissue seen in pneumonia. **brown i.** 1. A deposit of altered blood-pigment in the lung in pneumonia. 2. Marked increase of the connective tissue of the lung and excessive pigmentation, due to long-continued congestion from valvular heart disease or to anthracosis. **cyanotic i.**, a congested, dense, and purple state of the kidney in which the blood-current is slowed and the transudation of fluid through the glomeruli is impeded. **fibroid i.**, cirrhosis. **Froriep's i.**, myositis fibrosa. **granular i.**, cirrhosis. **gray i.**, an induration of lung tissue in or after pneumonia, without pigmentation. **laminate i.**, a thin layer of round-cell infiltration of the corium in chancre **parchment i.** Same as *laminate i.* **red i.**, interstitial pneumonia in which the lung is red and congested.

indurative (in'du-ra-tiv). Pertaining to or marked by induration.

indusium gris'eum (in-du'ze-um). The thin layer of gray matter above the corpus callosum, seen on horizontal transsection of the cerebrum.

inebriant (in-e'bre-ant) [L. *ine'brius* drunken]. 1. Causing intoxication. 2. An intoxicating agent.

inebriation (in-e-bre-a'shun) [L. *inebria'tio*]. The condition of being drunk.

inebriety (in-e-bri'et-e) [L. *in* intensive + *ebri'etas* drunkenness]. Habitual drunkenness.

inemia, inæmia (in-e'me-ah) [Gr. ἴς fiber + αἷμα blood]. The presence of fibrin in the blood.

inert (in-ert'). Having no action.

inertia (in-er'she-ah) [L.]. Inactivity; inability to move spontaneously. **i. u'teri**, sluggishness of the uterine contractions during labor.

in extremis (in ex-tre'mis) [L.]. At the very point of death.

Inf. Abbreviation for L. *infun'de*, pour in.

infant (in'fant) [L. *in'fans*]. A babe or young child.

infanticide (in-fan'tis-īd) [L. *in'fans* infant + *cæd'ere* to kill]. The murder or the murderer of an infant.

infantile (in'fan-tīl) [L. *infan'tilis*]. Pertaining to an infant or to infancy.

infantilism (in-fant'il-izm). A condition in which the characters of childhood persist in adult life. It is marked by mental retardation, underdevelopment of the sexual organs, and often, but not always, by dwarfness of stature. Cf. *ateliosis* and *progeria*. **angioplastic i.**, infantilism attributed to defective development of the vascular system. **Brissaud's i.**, infantile myxedema. **cachectic i.**, infantilism due to chronic infection or poisoning. **celiac i.**, infantilism resulting from celiac disease. **dysthyroidal i.**, infantilism due to defective thyroid activity. **hepatic i.**, infantilism associated with hepatic cirrhosis. **Herter's i.**, intestinal infantilism. **idiopathic i.**, a form of arrested development of unknown causation. **intestinal i.**, infantilism due to chronic intestinal disorder; a condition in children of arrested development, the child being well formed, but not growing or gaining in weight. The appetite is good, the stools are large and fatty, and there are frequent attacks of diarrhea. The urine shows an excess of putrefactive products of intestinal origin, and the flora of the intestine consists of Gram-positive organisms. **lymphatic i.**, infantilism associated with lymphatism. **myxedematous i.**, cretinism. **pancreatic i.**, infantilism that is marked by defective pancreatic action. **partial i.**, arrested development of a single part or tissue. **renal i.**, infantilism due to disorder of the renal function. **reversive i.**, infantilism beginning after bodily growth has been completed. **symptomatic i.**, infantilism due to general defective development of tissues. **tardy i.**, reversive infantilism. **toxemic i.**, intestinal infantilism. **universal i.**, general dwarfishness in stature with absence of the secondary sexual characteristics.

infantorium (in-fan-to're-um). A hospital for the newborn and young infants.

infarct (in'farkt) [L. *infarc'tus*] An area of coagulation neurosis in a tissue due to local anemia resulting from obstruction of circulation to the area. **anemic i.**, an area of necrosis in a tissue produced by sudden arrest of circulation in a vessel, called also *pale i.* and *white i.* **calcareous**

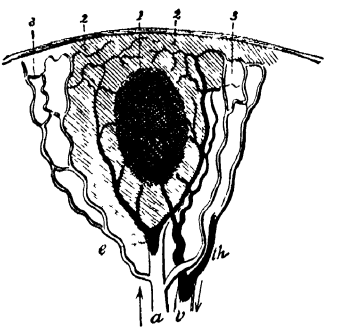

Diagram of a hemorrhagic infarct *a*, Artery obliterated by an embolus (*e*), *v*, vein filled with a secondary thrombus (*th*); 1, center of infarct, which is becoming disintegrated, 2, area of extravasation, 3, area of collateral hyperemia (O Weber)

i., a deposit of calcium salt in the tissues **hemorrhagic i.**, an infarct which is red in color owing to the oozing of red corpuscles into the dead area, called also *red i.* **pale i.** Same as *anemic i.* **red i.** See *hemorrhagic i* **uric-acid i.**, a deposit of uric-acid crystals in the renal tubules of the newborn. **white i.** Same as *anemic i.*

infarction (in-fark'shun) [L. *infarc're* to stuff in]. The formation of an infarct, also the infarct itself. **anemic i.**, that in which there is no hemorrhage, and the necrosed tissue is of a light color. Called also *white i.* **calcareous i.**, the deposit of calcium phosphate or carbonate in the connective tissue of an organ, as the kidney. **embolic i.**, a necrosed spot in the region of the distribution of an end-artery, due to its obstruction by an embolus. **hemorrhagic i.**, one in which the tissues are reddened by hemorrhage.

infectible (in-fek'tib-l). Capable of being infected.

infecting (in-fek'ting). Causing infection.

infection (in-fek'shun). Invasion of the tissues of the body by pathogenic organisms in such a way as to favor their growth and permit their toxins to injure the tissues. **aërial i.**, infection through the air by means of dust-particles carrying infection. **agonal i.**, terminal infection. **apical i.**, infection situated at the apex of the root of a tooth. **i.-atrium**, the point of entrance of an infection.

coli-i., infection with *Bacterium co'li commu'nis*. **consecutive i.**, septic infection implanted upon a morbid process already established. **contact i.** See *direct i.* **cryptogenic i.**, bacterial infection without discoverable wound for the entrance of an infective agent. **direct i.**, infection produced by contact with another person. **droplet i.**, infection by means of small droplets of sputum which have been thrown into the air during talking or by coughing and sneezing and which remain suspended for some time. **dust i.**, infection by bacteria which have become affixed to particles of dust. **endogenous i.**, infection by the normal bacterial flora of the intestines which have become pathogenic. **focal i.**, infection in which bacteria exist in circumscribed confined colonies in certain tissues, and from there are sent out into the bloodstream. The favorite sites of focal infection are the tonsils, peridental tissue, nasal sinuses, fallopian tubes, and prostate gland **gas gangrene i.**, infection of wounds by bacteria producing or tending to produce gas gangrene **germinal i.**, transmission of infection to the child by means of the egg cell or sperm cell of the parent **hand-borne i.**, infection carried on a person's hands. **indirect i.**, infection transmitted by water, food, or other means of conveyance **latent i.**, a condition in which bacteria, though they have ceased to multiply, remain alive in secluded parts of the body **mixed i.**, infection with more than one organism at the same time **obsidional i.**, an infection occurring in trench warfare (Sacquéepée, 1917). **pyogenic i.**, any one of a group of local or general infections caused by the different pus-producing organisms **secondary i.**, infection by a bacterium following an infection by a bacterium of another kind **septic i.**, true septicemia. **silent i.**, an infection which shows few, if any, symptoms **simple i.**, infection by a single variety of microbe. **terminal i.**, an acute infection occurring near the end of a disease and frequently causing death. **Vincent's i.** See *Vincent's angina*, under *angina* **water-borne i.**, infection transmitted by means of drinking-water.

infectiosity (in-fek-she-os'it-e). The degree of infectiousness of a microbe.

infectious (in-fek'shus). Liable to be communicated by infection An infectious disease is one caused by parasites, such as bacteria, protozoa, or fungi, and it may or may not be contagious.

infective (in-fek'tiv) [L. *infecti'vus*]. Of the nature of an infection, infectious.

infecundity (in-fe-kun'dit-e) [L. *infecun'ditas*]. Sterility or barrenness

inferent (in'fer-ent). Same as *afferent*

inferior (in-fe're-or) [L. "lower", neut. *infer'ius*]. Situated or directed below.

inferolateral (in"fer-o-lat'er-al) [L. *in'ferus* low + *la'tus* side] Situated below and to one side.

inferomedian (in"fer-o-me'de-an) [L. *in'ferus* low + *me'dius* middle]. Situated in the middle of the under side.

inferoposterior (in"fer-o-pos-te're-or). Situated below and behind.

infertilitas (in-fer-til'it-as). Infertility or barrenness. **i. fem'inis**, barrenness.

infestation, infestment (in-fes-ta'shun, in-fest'ment). An invasion of animal parasites

infibulation (in-fib-u-la'shun) [L. *in* into + *fib'ula* clasp]. The fastening of the prepuce or labia majora with clasps or stitches to prevent copulation

infiltrate (in-fil'trāt). Material deposited by infiltration.

infiltration (in-fil-tra'shun) [L. *in* into + *filtration*]. 1. The accumulation in a tissue of substances not normal to it. 2. Any morbid condition of a tissue due to the presence of a substance not normal to it. **adipose i.**, fatty infiltration; the abnormal diffusion of fat-globules and molecular fat throughout a tissue. **albuminous i., amyloid i.**, infiltration with amyloid substance. **calcareous i.**, a deposit of lime and magnesium salts in the tissues. **calcium i.**, a deposit of calcium salts within the tissues of the body. **cellular i.**, an infiltration of round cells within the tissues. **circumferential i.**, the formation of a wall of anesthetizing edema around an area to be operated upon. **fatty i.**, a deposit of fat in the tissues; also the presence of fat-globules or oil in the cells. **gelatinous i.** Same as *gray i.* **glycogenic i.**, the deposition of granules of glycogen in the cells. **gray i.**, a condition of the lungs in acute tuberculosis in which, after death, they assume a gray appearance. **inflammatory i.**, that which is formed by an inflammatory exudation penetrating the interstices of a tissue **paraneural i.**, paraneural anesthesia. See *anesthesia*. **pigmentary i.**, an abnormal deposit of pigment in a tissue. **purulent i.**, the presence of pus in the tissues, as in diffuse abscess. **saline i.**, the deposit of mineral salts in a living tissue. **sanguineous i.**, infiltration with extravasated blood. **serous i.**, the abnormal presence of lymph in a tissue. **tuberculous i.**, the formation of a group or of groups of tuberculous cells and bacilli in a tissue. **urinous i.**, an extravasation of urine into a tissue. **waxy i.**, the deposition of an amyloid substance in the tissues.

infinite distance (in'fin-it) In ophthalmology, a distance of twenty feet or more· so called because rays entering the eye from an object at that distance are practically as parallel as if they came from a point at infinite distance.

infinity (in-fin'it-e). Same as *infinite distance*.

infirm (in-firm') [L. *infir'mis; in* not + *fir'mus* strong]. Weak, feeble, as from disease or old age

infirmary (in-fir'ma-re) [L. *infirma'rum*]. A hospital or institution where sick or infirm persons are maintained or treated **camp i.**, a mobile military unit, officered by a sergeant of the hospital corps, designed to furnish dispensary facilities during field service or to become the nucleus of an immobile camp hospital when necessary.

infirmity (in-fir'mit-e) [L *infir'mitas*]. 1. A feeble or weak state of the body or mind. 2. A disease or condition producing weakness.

inflammation (in-flam-a'shun) [L. *inflamma'tio; inflamma're* to set on fire]. The condition into which tissues enter as a reaction to irritation (Adami). Inflammation is characterized by pain, heat, redness, and swelling, and histologically by hyperemia, stasis, changes in the blood and walls of the small vessels, and by various exudations. **acute i.**, one in which the processes are active. **adhesive i.**, that which promotes the union of cut surfaces **atrophic i.**, a form which results in an organized exudate that contracts and leads to atrophy and deformity. Called also *cirrhotic i.*, *fibroid i.*, *sclerosing i* **catarrhal i.**, one which affects principally a mucous surface, and which is marked by a discharge of mucopus and epithelial débris. **chronic i.**, inflammation of slow progress and marked by the formation of new connective tissue. **cirrhotic i.** See *atrophic i.* **croupous i.**, a fibrinous inflammation that leads to the formation of a false membrane, which is not diphtheric and is not known to be of a specific nature. **diffuse i.**, one that is both interstitial and parenchymatous; also one that is spread over a large area. **disseminated i.**, one that has a number of distinct foci. **exudative i.**, that in which the prominent feature is an exudate. **fibrinous i.**, one that produces an exudate of coagulated fibrin. **fibroid i.** See *atrophic i.* **focal i.**, one that is confined to a single spot or to a set of limited spots. **follicular i.**, a catarrhal inflammation which involves the follicles **gouty i.**, inflammation due to gout. **granulomatous i.**,

chronic inflammation in which there is a formation of granulation tissue, breaking down into small abscesses, with formation of a fistulous tract. **hyperplastic i.**, one which leads to the formation of new connective-tissue fibers. Called also *plastic i.*, *productive i.*, *proliferous i.* **hypertrophic i.**, catarrhal inflammation which is marked by thickening of the submucous tissue. **interstitial i.**, that which affects primarily the materials between the essential structural elements. **irritable i.**, one attended by great irritation. **leukocytal i.**, a condition of the spinal cord said to precede general myelitis. **metastatic i.**, one that is reproduced in a distant part by the conveyance of septic matter through the blood-vessels and lymph-organs. **necrotic i.**, inflammation attended by death of the affected tissue. **obliterative i.**, inflammation of the lining membrane of a cavity, producing adhesions between the surfaces and consequent obliteration of the cavity. **parenchymatous i.**, one that primarily affects the essential tissue elements. **plastic i., productive i., proliferous i.** See *hyperplastic i.* **reactive i.**, that which occurs around a foreign body or a focus of degeneration. **rheumatic i.**, one that is due to exposure, etc. **sclerosing i.** See *atrophic i.* **seroplastic i.**, that which is accompanied by both serous and plastic exudation. **serous i.**, one which produces an exudation of serum. **simple i.**, that in which there is no flow of pus or other product of inflammation. **specific i.**, one that is due to a special microorganism. **suppurative i.**, one that is characterized by the formation of pus. **toxic i.**, one that is caused by a poison, such as a leukomain or a bacterial product. **traumatic i.**, one that is caused by an injury. **unhealthy i.**, one marked by a tendency to disorganization.

inflammatory (in-flam'at-o-re). Pertaining to or characterized by inflammation.

inflation (in-fla'shun) [L. *in* into + *fla're* to blow]. 1. Distention with air, gas, or a fluid. 2. The act of distending with air or with a gas.

inflator (in-fla'tor). An instrument for inflating any organ for therapeutic or diagnostic purposes.

inflection, inflexion (in-flek'shun) [L *inflex'io; in* in + *flec'tere* to bend] The act of bending inward or state of being bent inward.

inflorescence (in-flo-res'ens). The structure or arrangement of the flowers of a plant.

influenza (in-flu-en'zah) [Ital. "influence"]. An acute infectious, epidemic disease marked by depression, distressing fever, acute catarrhal inflammation of the nose, larynx, and bronchi, neuralgic and muscular pains, gastro-intestinal disorder and nervous disturbances, such as headache, insomnia, convulsions, and delirium. The disease is probably due to the *Bacil'lus* (*Hemophilus*) *influen'zæ*, and its duration is from a few days to one or two weeks; relapses frequently occur, the patient being left weak for a long time and subject to colds, etc. According to the organs chiefly affected the disease is said to be respiratory, nervous, or gastro-intestinal in form. Complications are frequent, the chief ones being pneumonia and various affections of the ear and eye. The disease occurs in extensive epidemics or pandemics. Recently (1923) a microörganism, *Bacterium pneumosintes*, has been announced as the causative agent. The disease is also known as *la grippe* and *grip*. **abdominal i.**, influenza marked especially by abdominal symptoms, such as tympanites, diarrhea, or symptoms resembling those of typhoid fever. **endemic i.**, a disease resembling epidemic influenza, but less severe in character, occurring during the winter season; called also *influenza nostras*, *acute catarrhal fever*, and *winter grip*. **laryngeal i.**, influenza in horses in which sore throat is the chief symptom. **i. nos'tras**, endemic influenza. **Spanish i.**, a name given to the pandemic of an acute influenza-like disease which passed over Europe and America during the summer and autumn of 1918.

influenzal (in-flu-en'zal). Pertaining to influenza.

influenzin (in-flu-en'zin). A proprietary compound of phenacetin, quinin salicylate, caffein, and sodium chlorid: used in treating influenza.

infolding (in-fol'ding). The operation of inclosing an ulcer (as of the stomach) by suturing together the walls of the organ on either side of it.

infooted (in'foot-ed). Turning in the toes.

infra- [L. *in'fra* beneath]. A prefix denoting situation or occurrence beneath some special part or organ.

infra-axillary (in-frah-aks'il-a-re). Situated below the axilla.

infraclavicular (in"frah-klav-ik'u-lar). Situated beneath a clavicle.

infracommissure (in-frah-kom'is-ūr). The inferior commissure.

infraconstrictor (in-fra-kon-strik'tor). The inferior constrictor of the pharynx.

infracortical (in-frah-kor'tik-al) Situated or occurring beneath the cortex, as of the brain.

infracostal (in-frah-kos'tal) [L. *in'fra* below + *cos'ta* rib]. Situated below a rib or below the ribs.

infracotyloid (in-frah-kot'il-oid). Beneath the cotyloid cavity or acetabulum.

infraction (in-frak'shun) [L. *in* into + *frac'tio* break] Incomplete fracture of a bone without displacement of the fragments.

infradiaphragmatic (in"frah-di-af-rag-mat'ik). Below the diaphragm.

infraduction (in-frah-duk'shun). The turning downward of a part, especially of the eye.

infraglenoid (in-frah-gle'noid). Below the fossa or the glenoid cavity.

infraglottic (in-frah-glot'ik). Situated beneath the glottis.

infrahyoid (in-frah-hi'oid). Situated below the hyoid bone.

inframammary (in-frah-mam'a-re). Situated or occurring below the mammary gland.

inframammillary (in-frah-mam'il-a-re). Below the nipple.

inframandibular (in"frah-man-dib'u-lar). Beneath the lower jaw

inframarginal (in-frah-mar'jin-al). Situated below a margin or border, as of the fissure of Sylvius.

inframaxillary (in-frah-maks'il-a-re). Situated beneath the jaw.

infranuclear (in-frah-nu'kle-ar). Below the nucleus.

infra-occlusion (in"frah-ok-lu'zhun). The position of a tooth when it is not sufficiently elevated in its socket to occupy its place in normal occlusion.

infra-orbital (in-frah-or'bit-al). Lying under or on the floor of the orbit.

infrapatellar (in-frah-pat-el'ar). Below the patella

infrapsychic (in-frah-si'kik). Below the psychic level; automatic.

infra-red (in-frah-red'). Noting rays of energy beyond the limit of vision and below the red rays.

infrascapular (in-frah-skap'u-lar). Situated beneath the shoulder-blade.

infraspinatus (in"frah-spi-na'tus). See *muscles, table of*.

infraspinous (in-frah-spi'nus). Situated beneath the spine of the scapula.

infrasternal (in-frah-ster'nal). Situated below the sternum.

infratemporal (in-frah-tem'po-ral). Below the temporal fossa.

infratonsillar (in-frah-ton'sil-ar). Below the faucial tonsil.

infratracheal (in-frah-tra'ke-al). Beneath or below the trachea.

infratrochlear (in-frah-trok'le-ar). Situated beneath the trochlea.

infratubal (in-frah-tu'bal). Beneath a tube.

infraturbinal (in-frah-tur'bin-al). The inferior turbinate bone.

infra-umbilical (in"frah-um-bil'ik-al). Situated beneath the umbilicus.

infriction (in-frik'shun) [L. *in* on + *fric'tio* rubbing]. The rubbing of medicaments upon the skin.

infundibular (in-fun-dib'u-lar). Of the nature of or resembling an infundibulum.

infundibuliform (in-fun-dib'u-lif-orm) [L. *infundibu'lum* funnel + *for'ma* form]. Shaped like a funnel.

infundibulin (in-fun-dib'u-lin). An extract of the posterior lobe of the pituitary body

infundibulopelvic (in-fun-dib"u-lo-pel'vik). Pertaining to an infundibulum and a pelvis, either of the kidney or elsewhere.

infundibulum (in-fun-dib'u-lum) [L. "funnel"]. 1. Any funnel-shaped passage. 2. A funnel-shaped extension of the third ventricle extending through the hypothalamus to the end in the pituitary body. 3. Any one of the divisions of the pelvis of a kidney. 4 A passage between the nasal meatus and the ethmoid cells 5 The cavity of the fimbriæ of an oviduct 6. Any one of the ultimate expansions of a bronchiole. 7. A cavity at the upper end of the cochlear canal. 8 The conus arteriosus **i. ethmoida'le os'sis ethmoida'lis** [B N A], a passage between the nasal meatus and the anterior ethmoid cells **i. ethmoida'le ca'vi na'si** [B N A], a passage from the nose to the frontal sinus **i. hypothalam'ium** [B N A], the stalk of the pituitary body. **i. tu'bæ uteri'næ** [B N A], the cavity of the fimbriæ of the oviduct.

infundin (in-fun'din). A proprietaty extract of the posterior lobe of the pituitary body.

infusible (in-fu'zib-l). Incapable of being melted.

infusion (in-fu'zhun). 1. [L. *infu'sio;* from *in* into + *fun'dere* to pour] The steeping of a substance in water for obtaining its proximate principles. 2. [L. *infu'sum*, gen *infu'si*] The product of the process of steeping a drug for the extraction of its medicinal principles. 3. The therapeutic introduction of a fluid, as saline solution, into a vein. **cold i.**, the product of steeping a drug in cold water. **meat i.** (for bacteriologic use): 500 gm. of fresh lean meat free from fat are ground and extracted with a liter of water. The mixture is infused over night in the ice-box, gradually raised to the boiling-point, and filtered. **saline i.**, an injection, either subcutaneous or intravenous, of saline solution

infusodecoction (in-fu"so-de-kok'shun). A mixture of the infusion and the decoction of a substance.

Infusoria (in-fu-so're-ah) [L., pl. So called because found in *infusions*, after exposure to air]. A class of Protozoa characterized by the presence of cilia.

infusoriotoxin (in-fu-so"re-o-tok'sin). A toxin destructive to infusoria.

infusum (in-fu'sum). Latin for *infusion* (2). **i. anthem'idis**, infusion of chamomile. Dose, 1–2 fl.oz. (30–60 c.c.). **i. cincho'næ**, infusion of cinchona. Dose, 1–2 fl.oz. (30–60 c.c.). **i. digita'lis** (U. S. P.), infusion of digitalis. Dose, 1–4 fl.dr. (4–16 c.c.). **i. pru'ni virginia'næ**, infusion of wild cherry. Dose, 1–2 fl.oz. (30–60 c.c.). **i. sen'næ compos'itum**, the compound infusion of senna; black draft. Dose, 1–4 fl.oz. (30–120 c.c.).

ingesta (in-jes'tah) [L., pl., *in* into + *ger'ere* to carry]. Food and drink taken into the stomach.

ingestion (in-jes'tshun). The act of taking food, medicines, etc., into the body.

ingestive (in-jes'tiv). Pertaining to or effecting an ingestion.

ingestol (in-jes'tol). A proprietary compound of fifteen ingredients, for use in gastric and intestinal diseases.

ingluvies (in-glu've-ēz) [L.]. 1. The craw or crop of birds. 2. The first stomach of ruminant animals.

ingluvin (in-glu'vin) [L. *inglu'vies* gizzard]. A ferment prepared from the gizzards of chickens: used like pepsin. Dose, 10–20 gr. (0.666–1.333 gm.). A similar product is obtained from the gizzards of ostriches and pigeons.

Ingrassias, process of (in-gras'e-as) [Giovanni Filippo *Ingrassias*, Italian anatomist, 1510–1580]. See *process*.

ingravescent (in-grav-es'ent) [L. *in* upon + *graves'ci* to grow heavy]. Gradually increasing in severity.

inguen (in'gwen) [L for "groin"]. The groin.

inguinal (in'gwin-al) [L. *inguina'lis*]. Pertaining to the groin.

inguino-abdominal (in"gwin-o-ab-dom'in-al). Pertaining to the groin and the abdomen.

inguinocrural (in"gwin-o-kru'ral). Pertaining to the groin and the thigh.

inguinodynia (in"gwin-o-din'e-ah) [L. *in'guen* groin + Gr. *ὀδύνη* pain]. Pain in the groin: a common symptom of hysteria.

inguinolabial (in"gwin-o-la'be-al). Pertaining to the groin and a labium.

inguinoproperitoneal hernia (ing"win-o-proper-it-o-ne'al) See *hernia*.

inguinoscrotal (in"gwin-o-skro'tal). Pertaining to the groin and the scrotum.

inhalant (in-ha'lant). A medicine to be inhaled.

inhalation (in-hal-a'shun) [L *inhala'tio*] 1. The drawing of air or other vapor into the lungs. 2. A substance to be inhaled as a vapor.

inhalatorium (in-ha-lat-o're-um). An institution for treating disease by inhalation methods.

inhale (in-hāl') [L. *inhala're*]. To take into the lungs by breathing.

inhaler (in-ha'ler). 1. An apparatus for administering vapor or volatilized remedies by inhalation. 2. An apparatus to prevent dust, smoke, or the like from entering the lungs, or to enable a person with affected lungs to breathe cold or damp air with less danger and discomfort. **Allis's i.**, an apparatus for administering ether by the drop method **ether-i.**, a form of apparatus for administering the vapor of ether as an anesthetic.

inherent (in-he'rent) [L. *inhæ'rens* sticking fast]. Implanting by nature; intrinsic; innate.

inheritance (in-her'it-ans). The act of inheriting or the thing inherited **alternative i.**, inheritance in which all the characters are inherited from one parent. **amphigonous i.**, inheritance of characteristics from both parents **blending i.**, inheritance in which the characters of mother and father are blended in the offspring. **criss-cross i.**, inheritance of the maternal characters by the sons and the paternal characters by the daughters. **homochronous i.**, inheritance of characteristics which appear in the offspring at the same age as they appeared in the parent. **homotropic i.**, the inheritance of acquired characteristics. **mendelian i.** See *Mendel's law*, under *law*. **mosaic i.**, inheritance in which the paternal influence is dominant in one group of cells and the maternal in another, as the inheritance of a streaked coloration where the parents are of different color. **particulate i.**, inheritance in which some characters come from one parent and others from the other.

inhibition (in-hib-ish'un) [L. *inhibe're* to restrain; *in* in + *habe're* to have]. Arrest or restraint of a

process effected by nervous influence. **i. of complement,** complement is inhibited by 15 to 25 per cent. salt solution and can be thus kept in the refrigerator for weeks, resuming its activity when diluted to isotonicity with distilled water. **specific i.,** a condition in which a precipitoid is combined with all the available precipitinogen, so that when fresh precipitin is added no precipitate will occur.

inhibitive (in-hib'it-iv). Inhibitory.

inhibitor (in-hib'it-or). 1. Any substance which interferes with a chemic reaction. 2. A mechanic device for curing mouth-breathing.

inhibitory (in-hib'it-or-e) [L. *inhibe're* to restrain]. Restraining or arresting any process: effecting a stay or arrest, partial or complete.

inhibitrope (in-hib'it-rōp) [L. *inhibe're* to check]. One in whom certain stimuli tend to produce arrest of function.

inhomogeneity (in-ho-mo-jen-e'it-e). Lack of homogeneity; especially variability in the leukocyte count of blood taken from different parts of the circulation at about the same time.

iniac, inial (in'e-ak, in'e-al). Pertaining to the inion.

iniad (in'e-ad). Toward the inion.

iniencephalus (in"e-en-sef'al-us) [Gr. *ἰνίον* occiput + *ἐγκέφαλος* brain]. A fetus with a fissured occiput and protruding brain.

iniencephaly (in e-en-sef'al-e). The condition of an iniencephalus.

inion (in'e-on) [Gr. *ἰνίον* occiput]. The external occipital protuberance.

iniops (in'e-ops) [Gr. *ἰνίον* occiput + *ὤψ* eye] A double-faced monster with the posterior face incomplete

initial (in-ish'al) [L. *initia'lis*, from *init'ium* beginning]. Pertaining to the very first stage of any process.

initis (in-i'tis) [Gr. *ἴς, ἰνός* fiber]. Inflammation of the substance of a muscle.

Inj. Abbreviation for *injection.*

injected (in-jek'ted). 1. Filled by injection. 2. Thrown in by injection. 3. Congested.

injectio (in-jek'she-o), pl. *injectio'nes*. Latin for *injection.* **i. apomor'phinæ hypoder'mica,** a 2 per cent. solution of apomorphin hydrochlorid for injection. **i. ergot'ini hypoder'mica,** a hypodermic injection of ergotin. **i. hypoder'mica,** a hypodermic injection. **i. mor'phinæ hypoder'mica,** a hypodermic injection of morphin.

injection (in-jek'shun) [L. *injec'tio*, from *in* into + *ja'cere* to throw]. 1. The act of throwing a liquid into a part, such as the rectum or a blood-vessel. 2. A substance thrown into a part or organ; an enema. 3. The condition of being injected; congestion. **anatomic i.,** an injection into the vessels or organs of the cadaver, designed to facilitate dissection or demonstration. **coarse i.,** an anatomic injection that serves to fill only the larger vessels. **epifascial i.,** an injection made upon the surface of a fascia; particularly the injection of salvarsan upon the fascia lata. **exciting i.,** sensitizing injection. **fine i.,** an anatomic injection that fills even the smallest vessels. **gaseous i.,** an injection of gas or air to aid in an anatomic demonstration. **gelatin i.,** a preservative injection of which gelatin is the base. **hypodermatic i., hypodermic i.,** an injection made into the subcutaneous tissues; called also *subcutaneous i* **intracardiac i.,** an injection into the cavity of the heart. **intradermic i.,** an injection into the substance of the skin. **intramuscular i.,** an injection into the substance of the muscles. **intravascular i.,** an injection thrown into a vessel. **intravenous i.,** an injection made into a vein. **parenchymatous i.,** one made into the substance of an organ. **plaster i.,** a coarse injection of a thin paste of calcined gypsum and water, which becomes hardened in the vessels. **preservative i.,** an injection that serves to protect a cadaver or specimen from decay. **saline i.,** an injection of saline solution. **sensitizing i.,** sensitizing dose, the first injection of protein or other sensitizing antigen. **subcutaneous i.** See *hypodermatic i*

injector (in-jek'tor) [L. *injic'ere* to inject]. An instrument used in making injections.

Inj. enem. Abbreviation for L. *injicia'tur en'ema*, let an enema be injected.

injury (in'ju-re) [L. *inju'ria; in* not + *jus* right]. Harm or hurt, a wound or maim.

inlay (in'la). In dentistry, a filling that is first made and then cemented into a cavity. **epithelial i.,** a method of securing epithelialization of a wound cavity. A mold of the cavity is taken, and this is covered with a Thiersch graft of epidermis, the whole being inserted into the wound cavity, the edges being approximated with sutures. The mold is removed after ten days, leaving the cavity completely epithelialized.

inlet (in'let). The upper limit of the pelvic cavity.

Inman's disease (in'manz) [Thomas *Inman*, English physician, 1820–1876]. See *myalgia*

innate (in'āt) [L. *in* in + *nas'ci* to be born]. Inborn; hereditary; congenital.

innervation (in-er-va'shun) [L. *in* into + *ner'vus* nerve]. 1 The distribution or supply of nerves to a part. 2. The supply of nervous energy or of nerve stimulus sent to a part **reciprocal i.,** the innervation of muscles around the joints, where the motor centers are so connected in pairs that when one is excited the center of the corresponding antagonist is inhibited.

innidiation (in-id-e-a'shun) [L *in* into + *ni'dus* nest]. The development of cells in a part to which they have been carried by metastasis, called also *colonization* and *indenization.*

innocent (in'o-sent) [L. *in'nocens; in* not + *noce're* to harm]. Not malignant, benign, not tending of its own nature to a fatal issue.

innocuous (in-ok'u-us). Harmless

innominatal (in-om-in-a'tal) Pertaining to the innominate artery or to the innominate bone

innominate (in-om'in-āt) [L. *innomina'tus* nameless, *in* not + *no'men* name]. Not having a name; nameless **i. artery.** See *arteries, table of.* **i. bone.** See under *bone*

innoxious (in-oks'e-us) [L. *in* not + *nox'ius* harmful] Not injurious; not hurtful

innutrition (in-nu-trish'un). Want of nutrition.

inoblast (i'no-blast) [Gr. *ἴς* fiber + *βλαστός* germ]. Any connective-tissue cell in the formative stage.

inoccipitia (in"ok-sip-it'e-ah). Absence or deficiency of the occipital lobe of the brain.

inochondritis (in"o-kon-dri'tis) [Gr. *ἴς* fiber + *χόνδρος* cartilage + *-ιτις* inflammation]. Inflammation of a fibrocartilage.

inochondroma (in"o-kon-dro'mah) [Gr. *ἴς* fiber + *χόνδρος* cartilage + *-ωμα* tumor]. A fibrochondroma.

inoculability (in-ok"u-la-bil'it-e). Susceptibility of transmission by inoculation.

inoculable (in-ok'u-la-bl). 1. Susceptible of being inoculated; transmissible by inoculation. 2. Not immune against a disease transmissible by inoculation.

inoculation (in-ok-u-la'shun) [L. *inocula'tio*, from *in* into + *oc'ulus* bud]. The insertion of a virus into a wound or abrasion in the skin in order to communicate a disease. **curative i.,** the injection of an antiserum for curative purposes. **protective i.,** the injection of an antiserum to protect against a disease; vaccination against a disease.

inoculum (in-ok'u-lum). The substance used in inoculation.

inocystoma (in''o-sis-to'mah) [Gr. *ἴς* fiber + *κύστις* cyst + *-ωμα* tumor]. A fibrous tumor affected with cystic degeneration.

inocyte (in'o-sīt) [Gr. *ἴς* fiber + *κύτος* cell]. A cell of fibrous tissue.

ino-epithelioma (in''o-ep-ith-e-le-o'mah). Epithelioma with fibrous elements.

inogen (in'o-jen) [Gr. *ἴς* fiber + *γεννᾶν* to produce]. A hypothetic substance of the muscular tissue, the sudden breaking up of which is supposed to cause muscular contraction.

inogenesis (in-o-jen'es-is) [see *inogen*]. The formation of fibrous tissue.

inogenous (in-oj'en-us) Produced from tissue or producing tissue.

inoglia (in-og'le-ah) [Gr. *ἴς* fiber + *γλία* glue]. Same as *fibroglia*.

inohymenitis (in''o-hi-men-i'tis) [Gr. *ἴς* fiber + *ὑμήν* membrane + *-ιτις* inflammation]. Inflammation of any fibrous membrane.

inoleiomyoma (in''o-li-o-mi-o'mah) [Gr. *ἴς* fiber + *λεῖος* smooth + *μῦς* muscle + *-ωμα* tumor]. A tumor composed of unstriped muscular tissue.

inolith (in'o-lith) [Gr. *ἴς* fiber + *λίθος* stone]. A fibrous concretion.

inoma (in-o'mah) [Gr. *ἴς* fiber + *-ωμα* tumor]. Same as *fibroma*.

inomyoma (in''o-mi-o'mah) [Gr. *ἴς* tissue + *μῦς* muscle + *-ωμα* tumor]. Fibromyoma.

inomyositis (in''o-mi-o-si'tis) [Gr. *ἴς* fiber + *μῦς* muscle + *-ιτις* inflammation]. Fibromyositis.

inomyxoma (in''o-mik-so'mah) [Gr. *ἴς* fiber + *myxoma*] Fibromyxoma.

inoneuroma (in''o-nu-ro'mah). Fibroneuroma.

inoperable (in-op'er-ab-l). Not suitable to be operated upon.

inopexia (in-o-pek'se-ah) [Gr. *ἴς* fiber + *πῆξις* fixation] A tendency toward spontaneous coagulation of the blood.

inorganic (in-or-gan'ik) [*in-* not + *organic*] 1. Having no organs 2. Not of organic origin. 3. Pertaining to substances not of organic origin.

inorgoxydants (in-or-gok'se-dants). Bacteria which live in and obtain their energy from the oxidation of inorganic materials. The group includes the sulphur, the nitrite, the nitrate, and perhaps also the iron bacteria

inosclerosis (in-o-skle-ro'sis) [Gr. *ἴς* fiber + *σκληρός* hard]. Fibrous induration.

inoscopy (in-os'ko-pe) [Gr. *ἴς, ἴνος* fiber + *σκοπεῖν* to view]. The diagnosis of disease by artificial digestion and examination of the fibers or fibrinous matter of the sputum, blood, effusions, etc.

inosculate (in-os'ku-lāt) [L. *in* into + *os'culum* little mouth]. To unite or communicate by means of small openings or anastomoses.

inosculation (in-os-ku-la'shun). The junction or interunion of arterial or venous branches with each other by means of anastomoses or by direct union.

inose (in'ōs). Muscle-sugar; inosite.

inosemia (in-o-se'me-ah) [Gr. *ἴς, ἴνος* fiber + *αἷμα* blood]. An excess of fibrin in the blood.

inosin (in'o-sin). A nucleosid resulting from the decomposition of inosinic acid It is a compound of hypoxanthin and ribose. **i. hydrolase,** an enzyme which converts inosin into hypoxanthin and sugar.

inosinate (in'o-sin-āt). A salt of inosinic acid.

inosite (in'o-sīt) [Gr. *ἴς, ἴνός* fiber]. Hexahydroxybenzene; a crystallizable substance, $C_6H_6(OH)_6$, of the aromatic series, found in muscle, urine, the viscera, and various plant substances.

inositis (in-o-si'tis) [Gr. *ἴς* fiber + *-ιτις* inflammation]. Inflammation of fibrous tissue.

inositol (in-o-si'tol). See *inosite*.

inosituria (in''o-si-tu're-ah) [*inosite* + Gr. *οὖρον* urine]. The occurrence of muscle-sugar, or inosite, in the urine.

inosteatoma (in''o-ste-at-o'mah) [Gr. *ἴς, ἰνός* fiber + *στέαρ* fat + *-ωμα* tumor]. A fatty tumor containing fibrous elements.

inostosis (in-os-to'sis) [L. *in* again + *ὀστεον* bone]. The re-formation of bony tissue to replace such tissue which has been destroyed.

inosuria (in-o-su're-ah). Same as *inosituria*.

inotagma (in-o-tag'mah) [Gr. *ἴς* fiber + *τάγμα* arrangement]. A linear arrangement of the contractile structural elements of a muscle-cell.

inotropic (in-o-trop'ik) [Gr. *ἴς* fiber + *τρέπειν* to turn or influence]. Affecting the force or energy of muscular contractions: said of certain nerve-fibers. **negatively i.,** weakening the force of muscular action. **positively i.,** increasing the strength of muscular contraction.

inotropism (in-ot'ro-pizm) [see *inotropic*]. Interference with the contractility of muscle.

In. pulm. Abbreviation for L. *in pulmen'to,* in gruel.

inquest (in'kwest) [L. *in* into + *quær'ere* to seek]. Inquiry before a coroner into the manner of a death.

inquiline (in'kwil-īn) [L. *in'colus* inhabitant]. A parasite which lives within another, but does not derive its food from its host.

inquisition (in-kwiz-ish'un) [L. *inquisi'tio;. in* into + *quær'ere* to seek]. An investigation

insalivation (in''sal-iv-a'shun) [L *in* in + *sali'va* spittle] The saturation of the food with saliva in mastication

insalubrious (in-sal-u'bre-us). Not salubrious; not conducive to health.

insane (in-sān') [L. *in* not + *sa'nus* sound]. Affected with insanity, not of sound mind.

insanitary (in-san'it-a-re). Not in a good sanitary condition.

insanity (in-san'it-e) [L. *insan'itas,* from *in* not + *sa'nus* sound] Disorder of the mental faculties, more or less permanent in character, but without loss of consciousness and will. It is marked by delusions, illusions, and hallucinations, by changes in character and habits, and by unreasonable and purposeless actions and language. **acquired i.,** insanity arising after a long period of mental soundness. **adolescent i.** See *dementia præcox.* **affective i.** Same as *emotional i.* **alcoholic i.,** that which is due to alcoholism. **alternating i.,** insanity characterized by alternating phases of mania and depression, each followed by a quiescent period **anticipatory i.,** that which appears in a patient at an earlier age than that at which it attacked the parent. **arthritic i.,** insanity due to gout or rheumatism. **choreic i.,** chorea insaniens. **circular i., cyclic i.,** manic-depressive insanity characterized by alternating manic and depressive phases without any quiescent intervals **climacteric i.,** that which is associated with the menopause **communicated i.,** that which is transmitted from one person to another. **compound i.,** the concurrence of two or more forms of insanity. **compulsive i.,** insanity in which the patient is completely dominated by impulse or obsessions **confusional i.,** acute temporary insanity following a severe disease or nervous shock, and marked by mental confusion of varying degrees of intensity. **consecutive i.,** that which follows some neurosis or other disease **cyclic i.** See *circular i.* **degenerative i., delusional i.,** insanity marked by delusions; paranoia **dissimilar i.,** that which is inherited, but not identical with that of the parent. **doubting i.,** insanity characterized by morbid doubt, suspicion, and indecision. **drug i.,** insanity due to the excessive use of some drug. **emotional i.,** that which is characterized by emotional depression or exaltation **epidemic i.,** a form that sometimes affects many persons in a community. **hereditary i.,**

that which is inherited from a parent or grandparent. **homicidal i.**, insanity marked by a desire to take human life. **homochronous i.**, that which appears in the patient at the same age at which it appeared in the patient's father or mother. **homologous i.**, that which is identical with that of the parent. **hysteric i.**, insanity characterized by sudden and short emotional outbreaks. **ideational i.**, insanity with perverted ideation. **ideophrenic i.**, insanity with perverted ideation; ideational insanity. **idiophrenic i.**, insanity due to disease of the brain itself **imposed i.**, folie à deux. **impulsive i.**, an insane tendency to acts of violence. **induced i.**, compulsive insanity. **intellectual i.** Same as *ideational i.* **iodoform i.**, a condition of mental depression, followed by delirium and acute dementia, due to the excessive use of iodoform. **manic-depressive i.**, insanity in which mania and melancholia alternate. The term includes simple mania and melancholia, recurrent mania and melancholia, periodic mania and melancholia, and circular insanity. **menstrual i.**, that which recurs at the menstrual period. **moral i.**, that which is marked by impairment of the moral sense **perceptional i.**, a form marked by hallucinations and illusions. **periodic i.**, that which recurs at regular intervals. **polyneuritic i.**, Korsakoff's syndrome. **primary i.**, any insanity not known to be consequent upon some previous attack of disease. **progressive i.**, that which is intensified by transmission to the offspring. **puerperal i.**, the insanity coming on after delivery; also the delirium of childbirth. **recurrent i.**, mental aberration with lucid intervals. **regressive i.**, that which is inherited, but is milder in the offspring than in the parent. **religious i.**, that associated with perverted and exalted religious emotions. **senile i.**, a form due to senile degeneration. **simultaneous i.**, insanity appearing at the same time in two or more persons who live together. **stuporous i.**, primary acute dementia with more or less continuous stupor. **surgical i.**, a form that follows surgical operations. **toxic i.**, acute insanity from poisoning of the system by certain drugs. **volitional i.**, insanity marked by perversion of the will.

insanoid (in-sa'noid). Resembling insanity; nearly insane.

inscriptio tendinea (in-skrip'she-o ten-din'e-ah) [L.]. A tendinous cord that traverses a muscle and gives attachment to its fibers.

inscription (in-skrip'shun) [L. *inscrip'tio; in* upon + *scri'bere* to write]. That part of a prescription which contains the names and amounts of the ingredients.

insecta (in-sek'tah) [L. from *in* in + *sec'tum* cut]. A class of the Arthropoda characterized by division into three parts, head, thorax, and abdomen; there are three orders: Hemiptera, Diptera, and Siphonaptera of medical interest.

insecticide (in-sek'tis-īd) [L. *insec'tum* insect + *cæ'dere* to kill]. 1. Destructive to insects. 2. Any substance poisonous to insects.

insemination (in-sem-in-a'shun) [L. *in* into + *se'men* seed]. The fertilization of the ovum.

insenescence (in-sen-es'ens). The process of growing old.

insensible (in-sen'sib-l) [L. *in* not + *sensib'ilis* appreciable]. 1. Not appreciable by or perceptible to the senses. 2. Devoid of consciousness or of sensibility.

insertion (in-ser'shun) [L. *inser'tio;* from *in* into + *ser'ere* to plant]. 1. The act of implanting, or the condition of being implanted. 2. The place of attachment of a muscle to the bone which it moves. **parasol i.**, insertion of the umbilical cord in the placenta, in which the vessels of the cord separate before they join the placenta and resemble the ribs of a parasol. **velamentous i.** See *velamentous placenta*, under *placenta*.

insheathed (in-shēthd'). Same as *encysted*.

insidious (in-sid'e-us) [L. *insidio'sus; insid'iæ* ambush]. Coming on in a stealthy manner.

insink (in'sink). To become folded in or invaginated.

insipin (in-sip'in). Quinindiglycol sulphate, O-[CH_2.CO.($C_{20}H_{23}O_2N_2$)]$_2$.H_2SO_4.$3H_2O$, a white, tasteless powder; a tasteless quinin. Dose, 3 gr. (0.2 gm.).

in situ (in si'tu) [L.]. In the natural or normal place.

insolation (in-so-la'shun) [L *insola're* to expose to the sun; *in* in + *sol* sun]. 1. Treatment by exposure to the sun's rays; the sun-bath. 2. Sunstroke; thermic fever due to exposure to the sun's rays. **asphyxial i.**, sunstroke with low temperature, cold skin, and feeble pulse. **hyperpyrexial i.**, thermic fever with very high temperature, coma, and congested skin.

insoluble (in-sol'u-bl) [L. *insolu'bilis*, from *in* not + *sol'vere* to dissolve]. Not susceptible of being dissolved.

insomnia (in-som'ne-ah) [L. *in* not + *som'nus* sleep]. Inability to sleep; abnormal wakefulness.

inspection (in-spek'shun) [L. *inspec'tio, inspic'ere* to behold]. Examination by the eye.

inspersion (in-sper'zhun) [L. *insper'tio; in* upon + *spar'gere* to sprinkle]. The act of sprinkling, as with a powder.

inspiration (in-spi-ra'shun) [L. *inspira're*, from *in* in + *spira're* to breathe]. The act of drawing air into the lungs.

inspirator (in'spir-a-tor) [L.]. A form of inhaler or respirator.

inspiratory (in'spir-a-to-re). Pertaining to or subserving inspiration.

inspirium (in-spir'e-um). An inspiration.

inspirometer (in-spi-rom'et-er) [*inspire* + Gr. *μέτρον* measure]. An apparatus for measuring the amount of air inspired.

inspissated (in-spis'a-ted) [L. *inspissa'tus*, from *in* intensive + *spissa're* to thicken]. To thicken, dry, or render less fluid.

inspissation (in-spis-a'shun) [L. *inspissa'tio*]. 1. The act or process of rendering dry or thick by the evaporation of readily vaporizable parts. 2. The condition of being rendered less thin by evaporation.

inspissator (in-spis'a-tor). An apparatus for inspissating fluids, such as blood-serum.

instep (in'step). The dorsal part of the arch of the foot.

instillation (in-stil-a'shun) [L. *instilla'tio*, from *in* into + *stilla're* to drop]. The act or process of dropping a liquid into a cavity, such as that of the eye.

instillator (in'stil-a-tor). An instrument for performing instillations.

instinct (in'stinkt) [L. *instinc'tus; in* on + *sting'uere* to prick]. A propensity that urges an animal or human being, without the exercise of reason, to the performance of actions which are for the most part normally useful or beneficial.

instinctive (in-stink'tiv). Of the nature of an instinct; performed apparently without the exercise of the reason.

institutes (in'stit-ūts) [L. *institu'tum* established regulation]. Established or fundamental principles. **i. of medicine**, the fundamental principles of medical science; especially physiology, pathology, and the kindred branches of medical education.

instrol (in'strol). A proprietary bactericide solution used for sterilizing instruments.

instrument (in'stru-ment) [L. *instrumen'tum; instru'ere* to furnish]. Any mechanic tool, appliance, or apparatus.

instrumental (in-stru-men'tal). Pertaining to or performed by instruments.

instrumentation (in"stru-men-ta'shun). The use of instruments; work performed with instruments.

insuccation (in-suk-a'shun) [L. *insucca're* to soak in; *in* into + *suc'cus* juice]. The thorough soaking of a drug before preparing an extract from it.

insufficiency (in-suf-ish'en-se) [L. *insufficien'tia*, from *in* not + *suffic'iens* sufficient]. The condition of being insufficient or inadequate to the performance of the allotted duty. **active i.**, the inability of a muscle to act owing to the abnormal (or other) approximation of its insertion to its origin. **aortic i.**, incomplete closure of the aortic valve, permitting the regurgitation of blood into the left ventricle at each diastole. **cardiac i.**, inability of the heart to perform its function properly. **i. of the externi**, insufficient power in the externi muscles of the eye, so that they are overbalanced by the interni, producing esophoria. **i. of the eyelids**, a condition in which the eyes are closed only by a conscious effort. **gastric i., gastromotor i.**, inability of the stomach to empty itself, although it is not dilated. **hepatic i.**, inability of the liver properly to perform its functions. **i. of the interni**, deficient power in the interni of the eye, resulting in exophoria. **mitral i.** See *i. of the valves*. **muscular i.**, the inability of a muscle to do its normal work by a normal contraction. **myocardial i.**, insufficiency or breakdown of the heart muscle. **ocular i.** See *i of externi* and *i of interni*. **proteopexic i.** See *hemoclastic crisis*, under *crisis*. **pseudo-aortic i.**, a condition marked by some of the symptoms of aortic insufficiency, but due to arteriosclerosis. **pulmonary i.** See *i. of the valves*. **pyloric i.**, defective closure of the pylorus, producing inability of the stomach to prevent the too rapid escape of the food into the bowel **renal i.**, a state in which the kidneys are unable to remove a sufficient proportion of the effete matter of the blood. **thyroid i.**, hypothyroidism. **tricuspid i.** See *i of the valves*. **uterine i.**, weakness of the contractile power of the uterus, due to muscular atony. **i. of the valves, valvular i.**, a condition in which the valves do not close perfectly, so that the blood passes through the orifices, named, according to the valve affected, *aortic, mitral, pulmonary,* or *tricuspid*.

insufficien'tia ver'tebræ. Functional neurosis based on spinal injury which does not produce organic disease of the spine.

insufflation (in-suf-la'shun) [L. *in* into + *sub* under + *fla're* to blow]. The act of blowing a powder, vapor, gas, or air into a cavity, as into the lungs. **intratracheal i.**, the operation of blowing air into the trachea through a tube introduced into the larynx employed to avoid collapse of the lung in intrathoracic operations. **i. of the lungs**, the act of blowing air into the lungs for the purpose of artificial respiration.

insufflator (in'suf-la-tor). An instrument used in performing insufflation.

insula (ins'u-lah) [L. "island"]. The island of Reil.

insular (ins'u-lar). Pertaining to an island, especially the insula.

insulation (ins-u-la'shun) [L. *insula're* to make an island of]. The prevention of the escape of electricity from a body by the use of non-conductors.

insulator (in'su-la-tor). An appliance made of some non-conducting material used in preventing the escape of electricity.

insulin (in'su-lin) [L. *in'sula* island (of the pancreas)]. A clear colorless aqueous extract of the active principle of the internal secretion of the islands of Langerhans of the pancreas of slaughterhouse animals. It is employed in the treatment of diabetes, as it raises the body's power to metabolize carbohydrate, reducing the blood and urinary sugar to normal, causing diminution of the acetone bodies in the urine, and relieving all the clinical symptoms of the disease. It is marketed in sterile vials of 5 c.c. capacity, each cubic centimeter containing 10 or 20 units. One unit of insulin when injected subcutaneously into a diabetic patient will enable him to utilize 1.5 to 2 gm. of glucose. Called also *iletin*. **vegetable i.** See *glucokinin*.

insuline (in'su-lin). [See *insulin*.] Shaffer's name for the supposed hormone of the islands of Langerhans of the pancreas.

insulol (in'su-lol). Rectal suppositories containing insulin.

insuloma (in-su-lo'mah) [L. *in'sula* island (of Langerhans) + Gr. *-oma* tumor]. An adenoma of the islands of Langerhans of the pancreas; called also *langerhansian adenoma*.

insultus (in-sul'tus) [L.]. An attack. **i. hysteri'cus**, the actual hysteric attack.

insusceptibility (in-sus-sep-tib-il'it-e). Same as *immunity*.

intarvin (in'tar-vin). A synthetic fat made from fatty acids having an odd number (17) of carbon atoms. It is composed of the glyceryl ester of margaric acid admixed with 10 per cent of liquid petrolatum. recommended for use in the diet of diabetes because of its antiketogenic effect.

integration (in-te-gra'shun). 1. Assimilation; anabolic action or activity. 2. The combination of different acts so that they coöperate toward a common end.

integument (in-teg'u-ment) [L. *integumen'tum*, from *in* on + *teg'ere* to cover]. The covering of the body; the skin.

integumentary (in-teg-u-men'ta-re) 1. Pertaining to or composed of skin. 2. Serving as a covering, like the skin.

integumen'tum commu'ne [B N A] [L. "common integument"] The skin.

intellect (in'tel-ekt) [L. *intellec'tus*, from *intellig'ere* to understand]. The mind, thinking faculty, or understanding.

intemperance (in-tem'per-ans) [L. *in* not + *tempera're* to moderate]. Excess or lack of self-control in respect of food and drink; immoderate indulgence in the use of alcoholic drinks.

intemperant (in-tem'per-ant). A person addicted to the intemperate use of alcoholic stimulants.

intensification (in-ten"sif-ik-a'shun) [L. *inten'sus* intense + *fac'ere* to make] 1. The act of making anything intense. 2. The process of becoming intense.

intensimeter (in-ten-sim'et-er). Furstenau's device for measuring the intensity of *x*-rays, it is based on the variation of electric resistance of a selenium cell under influence of irradiation at different intensities.

intensionometer (in-ten-se-o-nom'et-er). An ionometric instrument for measuring the intensity of *x*-rays. Two series of plates, separated by an air-gap that serves as the dielectric, are connected to opposite terminals in a closed chamber. An electric circuit is completed when the air becomes ionized by the *x*-rays, and the difference in electric potential is registered by deflection of a galvanometer needle.

intensity (in-ten'sit-e) [L. *inten'sus* intense; *in* on + *ten'dere* to stretch]. The condition or quality of being intense; a high degree of tension, activity, or energy.

intensive (in-ten'siv) [L. *in* on + *ten'dere* to stretch]. Of increasing force or intensity.

intention (in-ten'shun) [L. *inten'tio*, from *in* upon + *ten'dere* to stretch]. A natural or other process; a process of healing. See under *healing*.

inter- [L. *in'ter* between]. A prefix signifying between.

interacinar, interacinous (in-ter-as'in-ar, in-ter-as'in-us). Situated between acini.

interagglutination (in"ter-ag-lu-tin-a'shun). Agglutination of one kind of cells by the agglutinins of a nearly related kind.

interalveolar (in-ter-al-ve'o-lar). Between alveoli.

interangular (in-ter-ang'u-lar). Situated or occurring between two or more angles.

interannular (in-ter-an'u-lar) [L. *in'ter* between + *an'nulus* ring]. Situated between two rings or constrictions, or between two of the nodes of Ranvier.

interarticular (in"ter-ar-tik'u-lar) [L. *in'ter* between + *artic'ulus* joint]. Situated between articular surfaces.

interarytenoid (in-ter-ar-i'ten-oid). Between the arytenoid cartilages.

interatrial (in-ter-at're-al). Between the atria of the heart.

interauricular (in"ter-aw-rik'u-lar) [L. *in'ter* between + *auric'ula* auricle]. Situated between the auricles.

interbody (in'ter-bod-e). An amboceptor.

interbrain (in'ter-brān). See *thalamencephalon*.

intercadence (in-ter-ka'dens) [L. *in'ter* between + *ca'dere* to fall]. An additional or supernumerary beat occurring between two full beats of the pulse; also the occurrence of such a beat.

intercalary (in-ter'kal-a-re) [L. *intercala'rius; in'ter* between + *cala're* to call]. Inserted or placed between; interposed.

intercalated (in-ter'kal-āt-ed) [L. *intercala'tus*]. See *intercalary*.

intercalatum (in"ter-ka-la'tum). The substantia nigra of the brain.

intercanalicular (in"ter-kan-al-ik'u-lar). Between canaliculi.

intercapillary (in-ter-kap'il-a-re). Among or between capillaries.

intercarotic, intercarotid (in"ter-ka-rot'ik, in"ter-ka-rot'id). Situated between the carotid arteries.

intercarpal (in-ter-kar'pal). Between the carpal bones.

intercartilaginous (in"ter-kar-til-aj'in-us). Between cartilages.

intercavernous (in-ter-kav'er-nus). Between two cavities.

intercellular (in-ter-sel'u-lar). Situated between the cells of any structure.

intercentral (in-ter-sen'tral). Situated between or connecting two or more nerve-centers.

intercerebral (in-ter-ser'e-bral). Between two cerebral hemispheres.

interchondral (in-ter-kon'dral) [L. *in'ter* between + Gr. χόνδρος cartilage]. Connecting or situated between two or more cartilages.

intercilium (in-ter-sil'e-um) [L. *in'ter* between + *cil'ium* eyelash]. The space between the eyebrows.

interclavicular (in"ter-klav-ik'u-lar) [L. *in'ter* between + *clavic'ula* clavicle]. Situated between the clavicles.

intercoccygeal (in"ter-kok-sij'e-al). Situated between the pieces of the coccyx.

intercolumnar (in"ter-kol-um'nar) [L. *in'ter* between + *colum'na* column]. Situated between columns or pillars.

intercondylar, intercondyloid, intercondylous (in"ter-kon'dil-ar, in"ter-kon'dil-oid, in"ter-kon'dil-us). Situated between two condyles.

intercostal (in-ter-kos'tal) [L. *in'ter* between + *cos'ta* rib]. Situated between the ribs.

intercostohumeral (in"ter-kos-to-hu'mer-al). Pertaining to an intercostal space and the humerus.

intercostohumeralis (in"ter-kos"to-hu-mer-a'lis) [L.]. The lateral cutaneous branch of the second

intercricothyrotomy (in-ter-kri"ko-thi-rot'o-me [L. *inter* between + *cricothyroid* + Gr. τόμη cut The operation of opening the larynx through th cricothyroid membrane; laryngotomy.

intercristal (in-ter-kris'tal). Between two crests

intercrural (in-ter-kru'ral). Between two crura.

intercurrent (in-ter-kur'ent) [L. *intercur'rens* from *in'ter* between + *cur'rere* to run]. Breaking into and modifying the course of an already existing disease.

intercusping (in-ter-kus'ping). The correct occlusion of the cusps of the teeth of one jaw with th corresponding depression in the occlusal surface of the teeth of the opposite jaw.

intercutaneomucous (in"ter-ku-ta"ne-o-mu'kus) Occurring or situated between the skin and mucous membrane.

interdeferential (in"ter-def-er-en'shal). Between two vasa deferentia.

interdental (in-ter-den'tal) [L. *in'ter* between + *dens* tooth]. Situated between the teeth; situated between two approximating teeth.

interdentium (in-ter-den'she-um) [See *interdental*] The space between two contiguous teeth.

interdigit (in-ter-dij'it) [See *interdigital*]. The space between any two contiguous fingers or toes.

interdigital (in-ter-dij'it-al) [L. *in'ter* between + *dig'itus* finger]. Situated between two adjacent fingers or toes.

interdigitation (in"ter-dij-it-a'shun) [L. *in'ter* between + *dig'itus* digit]. 1. An interlocking of parts by finger-like processes. 2. Any one of a set of finger-like processes. Same as *intercusping*.

interfascicular (in"ter-fas-ik'u-lar) [L. *in'ter* between + *fascic'ulus* bundle] Situated between fasciculi.

interfeminium (in"ter-fe-min'e-um) [L.]. The space between the thighs, or the inside of the thighs.

interfemoral (in-ter-fem'o-ral). Between the thighs.

interfemus (in-ter-fe'mus) [L.]. The space between the thighs.

interference (in-ter-fe'rens) [L. *in'ter* between + *feri're* to strike] A conflict between two waves of light or of sound, producing in the first instance darkness, in the other, silence.

interferometer (in-ter-fer-e-om'et-er) An instrument for measuring lengths by means of the phenomena caused by the interference of two rays of light.

interfibrillar, interfibrillary (in"ter-fi-bril'ar in-ter-fib'ril-a-re) [L. *in'ter* between + *fibril'la* small fiber]. Between or among fibrils.

interfibrous (in-ter-fi'brus). Between fibers.

interfilamentous (in"ter-fil-am-en'tus). Between filaments.

interfilar (in-ter-fi'lar) [L. *in'ter* between + *fi'lum* thread]. Situated among the fibrils of a reticulum.

interfrontal (in-ter-fron'tal). Between the halves of the frontal bone.

interganglionic (in"ter-gang-le-on'ik) [L. *in'ter* between + *ganglion*] Situated between or connecting ganglia.

intergemmal (in-ter-jem'al) [L. *in'ter* between + *gem'ma* bud]. Situated between taste-buds or other buds.

interglobular (in-ter-glob'u-lar) [L. *in'ter* between + *glob'ulus* globule]. Situated between or among globules, as of the dentin.

intergluteal (in-ter-glu'te-al). Between the buttocks.

intergonial (in-ter-go'ne-al). Between two gonia.

intergrade (in'ter-grād) [L. *in'ter* between + *gra'dus* a step]. A step or stage between two other

istics between the typical male and female condition. Called also *intersex*.

intergranular (in-ter-gran'u-lar). Between the granule-cells of the brain.

intergyral (in-ter-ji'ral). Between cerebral gyri or convolutions.

interhemicerebral (in"ter-hem-e-ser'e-bral). Between cerebral hemispheres.

interhemispheric (in"ter-hem-is-fer'ik). Between the cerebral hemispheres.

interior (in-te're-or) [L., Latin neuter *inte'rius*]. 1. Situated inside; inward. 2. An inner part or cavity.

interischiadic (in"ter-is-ke-ad'ik). Between the two ischia.

interlabial (in-ter-la'be-al) [L. *in'ter* between + *la'bium* lip]. Between the lips, or between two labia.

interlamellar (in"ter-lam-el'ar) [L. *in'ter* between + *lamel'la* layer]. Situated between lamellæ.

interligamentary, interligamentous (in"ter-lig-am-en'tar-e, -en'tus). Between or among ligaments.

interlobar (in-ter-lo'bar) [L. *in'ter* between + *lo'bus* lobe]. Situated or occurring between lobes.

interlobitis (in-ter-lo-bi'tis). Inflammation of the pleura which lies between the two lobes of the lung.

interlobular (in-ter-lob'u-lar) [L. *in'ter* between + *lob'ulus* lobule]. Situated or occurring between lobules.

intermalleolar (in-ter-mal-e'o-lar). Between the malleoli.

intermammary (in-ter-mam'ar-e). Between the breasts.

intermammillary (in-ter-mam'il-a-re). Between the nipples.

intermarriage (in-ter-mar'ij) [L. *in'ter* between + *marita're* to wed]. 1. The marriage of persons related by blood or consanguinity. 2. The marriage of persons of different races.

intermaxilla (in-ter-mak-sil'ah). The intermaxillary bone.

intermaxillary (in-ter-maks'il-a-re). 1. Situated between the jaws, or maxillæ. 2. Situated between the rami of a jaw bone.

intermediary (in-ter-me'de-a-re) [L. *in'ter* between + *media're* to divide]. Performed or occurring in a median stage; neither early nor late. **i. body.** See *Ehrlich's side-chain theory*, under *theory*.

intermediate (in-ter-me'de-āt) [L. *in'ter* between + *media'tus* middle]. Placed between; intervening.

intermediolateral (in"ter-me-de-o-lat'er-al). Both intermediate and lateral.

intermembranous (in-ter-mem'bran-us). Situated or occurring between membranes.

intermeningeal (in"ter-men-in'je-al). Situated or occurring between the meninges.

intermenstrual (in-ter-men'stru-al) [L. *in'ter* between + *menstrual*]. Occurring between the menstrual periods.

intermetacarpal (in"ter-met-ak-ar'pal) [L. *in'ter* between + *metacarpal*]. Situated between the metacarpal bones.

intermetameric (in"ter-met-am-er'ik). Between two metameres.

intermetatarsal (in"ter-met-at-ar'sal). Situated or occurring between the metatarsal bones.

intermission (in-ter-mish'un) [L. *intermis'sio; in'ter* between + *mit'tere* to send]. An interval; temporary cessation or period between two recurrences or paroxysms.

intermittent (in-ter-mit'ent) [L. *intermit'tens; in'ter* between + *mit'tere* to send]. 1. Having periods of cessation of activity. 2. An intermittent fever. **postponing i.**, intermittent fever in which the paroxysms come on at a later hour each day.

intermuscular (in-ter-mus'ku-lar). Situated between muscles.

intern (in-tern') [Fr. *interne*]. A resident, or indoor, physician or surgeon in a hospital.

internal (in-ter'nal) [L. *inter'nus*]. Situated or occurring within or on the inside.

internarial (in-ter-na're-al) [L. *in'ter* between + *na'res* nostrils]. Situated between the nostrils.

internasal (in-ter-na'zal). Situated between the nasal bones or passages; internarial.

interne (in-tern') [Fr.]. See *intern*.

internist (in-ter'nist). A physician who treats diseases of the internal organs.

internodal (in-ter-no'dal). Situated between two nodes.

internode (in'ter-nōd) [L. *in'ter* between + *no'dus* knot]. A space between two nodes; the interannular segment of a nerve-fiber. **i. of Ranvier,** the part of a nerve-fiber between two nodes of Ranvier.

internodular (in-ter-nod'u-lar). Between two nodes.

internuclear (in-ter-nu'kle-ar). 1. Situated between or among nuclei. 2. Between the nuclear layers of the retina.

internuncial (in-ter-nun'she-al) [L. *in'ter* between + *nun'cius* messenger]. Serving as a medium of communication between nerve-centers. **i. pathways,** correlation tracts connecting different centers or nuclei within the central nervous system

internus (in-ter'nus) [L. "internal"]. The internal rectus muscle of the eye.

interoceptive (in"ter-o-sep'tiv). Sherrington's term for the internal surface field of distribution of receptor organs. See *receptor, exteroceptive,* and *proprioceptive*.

interoceptor (in"ter-o-sep'tor). A sense organ located in the linings of the digestive tract, excited by stimuli arising within the viscera; one of the end-organs of visceral sensibility.

intero-inferiorly (in"ter-o-in-fe're-or-le). Inwardly and in a downward position or direction.

interol (in'ter-ol). A proprietary paraffin oil preparation for use in constipation.

interolivary (in-ter-ol'iv-a-re). Situated between the olivary bodies.

interorbital (in-ter-or'bit-al) [L. *in'ter* between + *or'bita* orbit]. Situated between the orbits.

interosculate (in-ter-os'ku-lāt) [L. *in'ter* between + *os'culum* opening]. To form a communication between two structures.

interosseal (in-ter-os'e-al) [L. *in'ter* between + *os* bone]. 1. Situated between bones. 2. Pertaining to the interossei muscles.

interosseous (in-ter-os'e-us) [L. *interos'seus; in'ter* between + *os* bone]. Situated or occurring between bones.

interosseus (in-ter-os'e us), pl. *interos'sei* [L.]. See *muscles, table of*.

interpalpebral (in-ter-pal'pe-bral). Between the eyelids.

interparietal (in"ter-par-i'et-al) [L. *in'ter* between + *pa'ries* wall]. Situated between the parietal bones.

interparoxysmal (in"ter-par-oks-iz'mal). Occurring between paroxysms.

interpeduncular (in"ter-pe-dunk'u-lar) [L. *in'ter* between + *pedun'culus* peduncle]. Situated between two peduncles.

interphalangeal (in"ter-fal-an'je-al) [*inter-* + *phalangeal*]. Situated in a joint between two phalanges.

interphyletic (in"ter-fi-let'ik) [L. *in'ter* between + *phyletic*]. Intermediate in form between two types of cell.

interpial (in-ter-pi'al). Situated between the two layers of the pia.

interpolar (in-ter-po'lar) [L. *in'ter* between + *po'lus* pole]. Situated between two poles. **i. effect,** the effect of the electric current which acts throughout the whole region of the body between the two poles: contrasted with the *polar* effect, which takes place at the point of application of the electrode, as, for instance, cauterization.

interpolation (in-ter-po-la'shun). Surgical transplantation of tissue.

interpositum (in-ter-poz'it-um). Same as *velum interpositum*.

interprotometamere (in"ter-pro-to-met'am-ēr)[L. *in'ter* between + Gr. πρῶτος first + μετά across + μέρος part]. The structure between the primary segments of the embryo.

interproximal, interproximate (in-ter-prok'-sim-al, -āt). Situated between adjoining surfaces.

interpubic (in-ter-pu'bik) [L. *in'ter* between + *pubes*]. Situated between the pubic bones.

interradial (in-ter-ra'de-al). Situated between rays.

interrenal (in-ter-re'nal) [*inter-* + *renal*] Situated between the kidneys **i. system,** the cortex of the suprarenal gland.

interrenalism (in-ter-re'nal-izm). A condition of virilism due to hyperplasia of the tissue of the suprarenal cortex.

interrenalopathy (in-ter-re-nal-op'ath-e) [*interrenal* system + Gr πάθος disease]. Any disorder of the function of the cortex of the suprarenal gland.

interrupted (in-ter-up'ted) [L. *interrup'tus; in'ter* between + *rup'tus* broken]. Not continuous; marked by intermissions or breaches of continuity.

interrupter (in-ter-up'ter). A device for breaking the electric circuit at regular intervals.

interscapilium (in"ter-skap-il'e-um) [L.]. The space between the shoulders.

interscapular (in-ter-skap'u-lar) [L. *in'ter* between + *scap'ula* shoulder-blade]. Situated between the shoulder-blades.

interscapulum (in-ter-skap'u-lum). The interscapilium

intersciatic (in"ter-si-at'ik). Between the two ischia.

intersegment (in-ter-seg'ment). Any one of a series of segments, like the angiotomes, etc.; a metamere.

intersegmental (in"ter-seg-men'tal). Between segments.

interseptal (in-ter-sep'tal). Between two septa.

interseptum (in-ter-sep'tum) [L.]. The diaphragm.

intersex (in'ter-sex) [L. *in'ter* between + *sex*]. See *sex intergrade*, under *intergrade*.

intersexual (in-ter-sex'u-al). Between the sexes. Cf. *sex intergrade*, under *intergrade*.

interspace (in'ter-spās). A space between two similar structures. **dineric i.,** the surface between two liquid phases.

interspinal, interspinous (in-ter-spi'nal, -nus). Situated between two spinous processes.

interspinalis (in"ter-spi-na'lis) [L.]. See *muscles, table of*.

interstice (in-ter'stis) [L. *intersti'tium*]. A small interval, space, or gap in a tissue or structure.

interstitial (in-ter-stish'al) [L. *interstitia'lis; in'ter* between + *sis'tere* to set]. Pertaining to or situated in the interstices or interspaces of a tissue.

interstitialoma (in-ter-stish"e-al-o'ma). A tumor or mass of interstitial tissue.

intersystole (in-ter-sis'to-le). The interval which exists between the end of the auricular and the beginning of the ventricular systole.

intertarsal (in-ter-tar'sal). Situated between the tarsal bones.

intertinctus (in-ter-tink'tus). Colored differentially.

intertragicus (in-ter-traj'ik-us) [L.]. See *muscles, table of*.

intertransversalis (in"ter-trans-ver-sa'lis). See *muscles, table of*.

intertransverse (in"ter-trans-vers') [L. *in'ter* between + *transver'sus* turned across]. Situated between or connecting the transverse processes of the vertebræ.

intertrigo (in-ter-tre'go) [L. *in'ter* between + *ter'ere* to rub]. A chafe or chafed patch of the skin; also the erythema or eczema that may result from a chafe of the skin.

intertrochanteric (in"ter-tro-kan-ter'ik) [*inter-* + *trochanter*] Situated between the great and lesser trochanters.

intertubercular (in"ter-tu-ber'ku-lar). Between tubercles.

intertubular (in-ter-tu'bu-lar) [L *in'ter* between + *tu'bulus* tubule]. Situated between or among tubules.

interureteral (in"ter-u-re'ter-al). Same as *interureteric*.

interureteric (in"ter-u-re-ter'ik) [*inter-* + *ureter*]. Situated between the ureters.

interval (in'ter-val) [L. *in'ter* between + *val'lum* rampart]. The space between two objects or parts, the lapse of time between two recurrences or paroxysms **a.-c. i.,** the interval between the auricular and carotid waves in the tracing of the jugular pulse. **atriocarotid i., auriculocarotid i.,** the time between the beginning of the auricular and the beginning of the carotid waves in a jugular pulse-tracing. Called *intersystolic period.* **c.-a. i.,** the cardio-arterial interval. **cardioarterial i.,** the time between the apex-beat and arterial pulsation. **focal i.,** the distance from the anterior to the posterior focal point. **passive i.,** the time when neither the auricles nor ventricles of the heart are expanding or contracting **postsphygmic i.,** the time between the beginning of dilatation of the ventricle of the heart and the opening of the auriculoventricular valves **presphygmic i.,** the time between the beginning of contraction of the ventricles of the heart and the raising of the arterial valves **Q. R. S. T. i.,** the ventricular complex of the electrocardiogram See *electrocardiogram* **Sturm's i.** Same as *focal i.*

intervalvular (in-ter-val'vu-lar). Between valves.

intervascular (in-ter-vas'ku-lar). Between blood-vessels.

interventricular (in"ter-ven-trik'u-lar) [L. *in'ter* between + *ventric'ulum* ventricle]. Situated between ventricles.

intervertebral (in-ter-ver'te-bral) [L. *in'ter* between + *vertebra*]. Situated between two contiguous vertebræ.

intervillous (in-ter-vil'us) [L. *in'ter* between + *vil'lus* tuft]. Situated between or among villi.

intestin (in-tes'tin) Naphthalin-benzoate of bismuth an intestinal antiseptic. Dose, 7½–15 gr. (0.5–1 gm).

intestinal (in-tes'tin-al) [L. *intestina'lis*]. Pertaining to the intestine.

intestine (in-tes'tin) [L *intesti'num*, from *in'tus* within]. The membranous tube that extends from the stomach to the anus. The first portion (**small i.**), which is smaller in caliber, is about twenty feet long, and extends from the pylorus to its junction with the large intestine at the cecum: it includes the duodenum, jejunum, and ileum. The **large i.** is about five feet long, and includes the cecum, colon, and rectum.

intestinotoxin (in-tes"tin-o-tok'sin). Enterotoxin.

intestinum (in-tes-ti'num), pl. *intesti'na*. Latin for *intestine*. **i. cæ'cum** [B N A], the cecum. **i. cras'sum** [B N A], the large intestine. **i. il'eum** [B N A], the ileum **i. jeju'num** [B N A], the jejunum. **i. rec'tum** [B N A], the rectum. **i. ten'ue** [B N A], the small intestine.

intima (in'tim-ah) [L. for *innermost*]. The innermost of the three coats of an artery; the tunica intima.

intimal (in'tim-al). Pertaining to the intima.

intima-pia (in"tim-ah-pi'ah). The combined intima of blood-vessels and pia mater which surrounds the arteries of the brain.

intimitis (in-tim-i'tis). Inflammation of an intima.

intoe (in'tō). Hallux valgus.

intolerance (in-tol'er-ans) [L. *in* not + *tolera're* to bear]. Inability to endure or withstand.

intolin (in-tol'in). A proprietary preparation of beer yeast in powder form.

intorsion (in-tor'shun) [L. *in* inward + *torque're* to twist]. An inward rotation of the vertical corneal meridians.

intoxation (in-tok-sa'shun). Poisoning.

intoxication (in-toks-ik-a'shun) [L. *in* intensive + Gr. *τοξικόν* poison]. 1. Poisoning; the state of being poisoned. 2. The condition produced by excessive use of alcoholic stimulants **acid i.**, acidosis of a severe grade. **anaphylactic i.**, the train of symptoms which follow the second injection of protein in anaphylaxis. **Roentgen i.**, a condition sometimes produced by intensive irradiation with Roentgen rays. It is marked by uneasiness, vertigo, nausea, and vomiting. Called also *roentgenkaters*. **septic i.**, sapremia **serum i.**, a condition of temporary intoxication which sometimes follows the injection of serum.

intra- [L. *in'tra* within]. A prefix meaning within.

intra-abdominal (in"trah-ab-dom'in-al). Situated or occurring within the abdomen.

intra-acinous (in-trah-as'in-us). Occurring or situated within an acinus.

intra-appendicular (in"trah-ap-en-dik'u-lar). Within the appendix.

intra-arachnoid (in"trah-ar-ak'noid). Within or underneath the arachnoid.

intra-arterial (in"trah-ar-te're-al). Situated within an artery or arteries.

intra-articular (in"trah-ar-tik'u-lar) [L. *in'tra* within + *artic'u'lus* joint]. Situated within a joint.

intra-atomic (in"tra-at-om'ik). Within the atom.

intra-atrial (in-trah-a'tre-al). Intra-auricular.

intra-aural (in-trah-aw'ral). Inside of the ear.

intra-auricular (in"trah-aw-rik'u-lar). Within an auricle.

intrabronchial (in-trah-brong'ke-al). Situated or occurring within a bronchus.

intrabuccal (in-trah-buk'al). Within the mouth or within the cheek.

intracanalicular (in"trah-kan-al-ik'u-lar). Occurring within canaliculi.

intracapsular (in-trah-kap'su-lar). Situated within a capsule.

intracardiac (in-trah-kar'de-ak). Within the heart.

intracarpal (in-trah-kar'pal). Within the wrist.

intracartilaginous (in"trah-kar-til-aj'in-us). Situated, formed, or occurring within a cartilage.

intracelial (in-trah-se'le-al). Within one of the body cavities.

intracellular (in-trah-sel'u-lar) [L. *in'tra* within + *cel'lula* cell]. Situated or occurring within a cell or cells.

intracerebellar (in"trah-ser-eb-el'ar). Situated within the cerebellum.

intracerebral (in"trah-ser'eb-ral). Situated within the cerebrum.

intracervical (in-trah-ser'vik-al). Situated within a cervical canal.

intrachordal (in-trah-kor'dal). Within the notochord.

intracistern (in-trah-sis'tern). Within a cistern, especially the cisterna magna.

intracolic (in-trah-kol'ik). Within the colon.

intracordal (in-trah-kor'dal) [L. *in'tra* within + *cor* heart]. Within the heart.

intracorporeal (in"trah-kor-po're-al). Within the body or within any body.

intracorpuscular (in"trah-kor-pus'ku-lar). Occurring within corpuscles.

intracostal (in-trah-kos'tal). On the inner surface of the rib.

intracranial (in-trah-kra'ne-al) [L. *in'tra* within + *cranium*]. Situated within the cranium.

intracrureus (in"trah-kru-re'us). The internal part of the crureus.

intracutaneous (in"trah-ku-ta'ne-us). Within the substance of the skin.

intracystic (in-trah-sis'tik). Situated within a cyst.

intrad (in'trad) [Old Lat.]. Within; inward in situation or direction.

intradermal, intradermic (in-trah-der'mal, in-trah-der'mik). Situated or applied within the skin.

intraduodenal (in"trah-du-o-de'nal). Within the duodenum.

intradural (in-trah-du'ral). Situated or occurring within the dura.

intra-epiphyseal (in"trah-ep-e-fiz'e-al). Within an epiphysis

intra-epithelial (in"trah-ep-e-the'le-al). Situated among the cells of the epithelium.

intrafaradization (in"trah-far-ad-i-za'shun). The faradization of the inner surface of the stomach or other viscus.

intrafascicular (in"trah-fas-ik'u-lar). Situated or occurring within a fascicle.

intrafebrile (in-trah-feb'ril). During the febrile stage.

intrafilar (in-trah-fi'lar) [L. *in'tra* within + *fi'lum* thread] Situated within a reticulum.

intrafissural (in-trah-fish'u-ral). Within a cerebral fissure.

intrafistular (in-trah-fis'tu-lar). Within a fistula.

intragalvanization (in"trah-gal-van-iz-a'shun). The galvanization of the inner surface of any organ.

intragastric (in-trah-gas'trik). Situated or occurring within the stomach.

intragemmal (in-trah-jem'al) [L. *in'tra* within + *gem'ma* bud]. Situated within a taste-bud or other bud.

intraglandular (in-trah-glan'du-lar). Within a gland.

intraglobular (in-trah-glob'u-lar). Within a blood-corpuscle.

intragyral (in-trah-ji'ral). Within a cerebral gyrus.

intrahepatic (in"trah-hep-at'ik). Within the liver.

intrahyoid (in-trah-hi'oid). Within the hyoid bone.

intralaryngeal (in-trah-lar-in'je-al). Within the larynx.

intraleukocytic (in"trah-lu-ko-si'tik). Taking place within a leukocyte.

intraligamentous (in"trah-lig-am-en'tus). Situated within a ligament.

intralingual (in-trah-ling'wal). Within the tongue.

intralobar (in-trah-lo'bar). Within a lobe.

intralobular (in-trah-lob'u-lar). Situated or occurring within a lobule.

intralocular (in-trah-lok'u-lar). Within the loculi of a stricture.

intralumbar (in-trah-lum'bar). Same as *endolumbar*.

intramammary (in-trah-mam'ar-e). Within the breast.

intramastoiditis (in"trah-mas-toid-i'tis). Inflammation of the antrum and cells of the mastoid process.

intramedullary (in-trah-med'ul-a-re). Situated within the medulla oblongata.

intramembranous (in-trah-mem'bran-us). Situated, occurring, or formed within, a membrane

intrameningeal (in"trah-men-in'je-al). Situated or occurring within the meninges.

intramin, intramine (in'tram-in). A proprietary preparation, diortho-amino-thiobenzene: used like salvarsan in syphilis (J. E. R. McDonagh, 1916).

intramural (in-trah-mu'ral) [L. *in'tra* within + *mu'rus* wall]. Situated or occurring within the wall of an organ.

intramuscular (in-trah-mus'ku-lar) [L. *in'tra* within + *mus'culus* muscle]. Situated in the substance of a muscle.

intramyocardial (in-trah-mi-o-kar'de-al). Within the myocardium.

intranarial (in-trah-na're-al). Within the nostrils.

intranasal (in-trah-na'zal) [L. *in'tra* within + *na'sus* nose]. Situated within the nose.

intranatal (in-trah-na'tal). Occurring during birth.

intraneural (in-trah-nu'ral). Within or into a nerve.

intranidal (in-trah-ni'dal). Occurring during birth.

intranuclear (in-trah-nu'kle-ar). Within a nucleus.

intra-ocular (in-trah-ok'u-lar) [L. *in'tra* within + *oc'ulus* eye]. Situated within the eye.

intra-oral (in-trah-o'ral). Within the mouth.

intra-orbital (in-trah-or'bit-al) [L. *in'tra* within + *or'bita* orbit]. Situated within the orbit.

intra-ossal, intra-osseous, intra-osteal (in"trah-os'al, -os'e-us, -os'te-al). Within a bone.

intra-ovarian (in"trah-o-va're-an). Within the ovary.

intraparenchymatous (in"trah-par-en-kim'at-us). Within the parenchyma of an organ.

intraparietal (in"trah-pa-ri'et-al) [L. *in'tra* within + *pa'ries* wall]. 1. Situated within the substance of a wall; intramural. 2. Situated in the parietal region of the brain.

intra partum (in'trah par'tum) [L.]. Occurring during birth or delivery.

intrapelvic (in-trah-pel'vik) [L. *in'tra* within + *pel'vis* basin]. Situated within the pelvis.

intrapericardial (in-trah-per-e-kar'de-al). Within the pericardium.

intraperineal (in-trah-per-in-e'al). Within the perineal tissues.

intraperitoneal (in"trah-per-it-o-ne'al) [L. *in'tra* within + *peritoneum*]. Situated within the peritoneal cavity.

intraphyletic (in"trah-fi-let'ik). Occurring during the development of a cell.

intrapial (in-trah-pe'al). Within the pia mater.

intraplacental (in"trah-pla-sen'tal). Within the placenta.

intrapleural (in-trah-plu'ral) [*intra-* + *pleura*]. Situated within the pleura.

intrapolar (in-trah-po'lar). Within the space between the two poles.

intrapontine (in-trah-pon'tin) [L. *in'tra* within + *pons*]. Situated within the substance of the pons.

intraprostatic (in"trah-pros-tat'ik). Within the prostate gland.

intraprotoplasmic (in"trah-pro-to-plaz'mik). Within the protoplasm.

intrapsychic ataxia (in-trah-si'kik). See under *ataxia*.

intrapulmonary (in-trah-pul'mon-a-re). Situated in the substance of the lung.

intrapyretic (in"trah-pi-ret'ik) [*intra-* + Gr. *πυρετός* fever]. Occurring or performed during the stage of fever.

intrarachidian (in"trah-rak-id'e-an) [L. *in'tra* within + Gr. *ῥαχίς* spine]. Intraspinal.

intrarectal (in-trah-rek'tal). Within the rectum.

intrarenal (in-trah-re'nal). Situated within the kidney.

intraretinal (in-trah-ret'in-al). Within the retina.

intrarhachidian (in"trah-rak-id'e-an). Same as *intraspinal*.

intrascrotal (in-trah-skro'tal). Within the scrotum.

intrasellar (in-trah-sel'ar). Within the sella turcica.

intraserous (in-trah-se'rus). Within the blood-serum.

intraspinal (in-trah-spi'nal) [L. *in'tra* within + *spi'na* spine]. Situated in the substance of the spinal column.

intrastitial (in-trah-stish'al). Within the cells or fibers of a tissue.

intrastromal (in-trah-stro'mal). Within the stroma of an organ.

intrasynovial (in"trah-si-no've-al). Within the synovial cavity of a joint.

intratarsal (in-trah-tar'sal). Within or on the inner side of the tarsus.

intratesticular (in"trah-tes-tik'u-lar). Within the testicle.

intrathecal (in-trah-the'kal) [*intra-* + Gr. *θήκη* sheath]. Within or into a sheath.

intrathoracic (in"trah-tho-ras'ik). Situated within the thorax.

intratonsillar (in-trah-ton'sil-ar). Situated within the tonsil.

intratrabecular (in"trah-tra-bek'u-lar). Within the trabeculæ.

intratracheal (in-trah-tra'ke-al). Within the trachea.

intratubal (in-trah-tu'bal). Situated within a fallopian tube.

intratubular (in-trah-tu'bu-lar). Occurring within the tubules or tubes of an organ.

intratympanic (in"trah-tim-pan'ik) [L. *in'tra* within + *tympanum*]. Situated in the tympanic cavity.

intra-urethral (in"trah-u-re'thral). Within the urethra.

intra-uterine (in-trah-u'ter-in). Situated or occurring within the uterus.

intravaginal (in-trah-vaj'in-al). Within the vagina.

intravascular (in-trah-vas'ku-lar) [L. *in'tra* within + *vas'culum* vessel]. Situated or occurring within a vessel or vessels.

intravenous (in-trah-ve'nus). In, into, or from within a vein or veins.

intraventricular (in"trah-ven-trik'u-lar). Situated or occurring within a ventricle.

intravesical (in-trah-ves'ik-al) [L. *in'tra* within + *vesi'ca* bladder]. Situated within the bladder.

intravital (in-trah-vi'tal). During life.

intra vitam (in'trah vi'tam). During life.

intravitelline (in"trah-vi-tel'in). Within the vitellus or yolk.

intravitreous (in-trah-vit're-us). Into or within the vitreous.

intrinsic (in-trin'sik) [L. *intrin'secus* situated on the inside]. Situated entirely within or pertaining exclusively to a part.

introducer (in-tro-du'ser). An intubator.

introflexion (in-tro-flek'shun). A bending inward.

introgastric (in-tro-gas'trik) [L. *in'tro* within + Gr. γαστήρ stomach]. Conveyed into the stomach.

introitus (in-tro'it-us) [L. *in'tro* within + *i're* to go] The entrance to any cavity or space. **i. œsoph'agi**, the entrance of the esophagus into the stomach. **i. vagi'næ**, the entrance to the vagina.

introjection (in-tro-jek'shun) [L. *intro* within + *ja'cere* to throw]. A mental operation by which a person appropriates an occurrence and makes it a part of himself.

intromission (in-tro-mish'un) [L. *in'tro* within + *mit'tere* to send]. The insertion of one part or thing into another.

introspection (in-tro-spek'shun) [L. *in'tro* within + *spi'cere* to look]. The contemplation or observation of one's own thoughts and feelings.

introsusception (in"tro-sus-ep'shun) [L. *in'tro* within + *suscip'ere* to receive]. See *intussusception.*

introversion (in-tro-ver'shun) [L. *in'tro* within + *ver'sio* a turning]. 1. The turning inside out, more or less complete, of an organ. 2 A turning inward of the libido, so that interest does not move toward an object, but turns inward to the self.

introvert (in-tro-vert'). 1. To invaginate. 2. A person given to introspection.

introvision (in-tro-vizh'un). Contemplation of one's own feelings.

intrude (in'trūd). To project inward.

intrusion (in-tru'zhun). Inward projection.

intubate (in'tu-bāt). To treat by intubation.

intubation (in-tu-ba'shun) [L. *in* into + *tu'ba* tube]. The insertion of a tube; especially the introduction of a tube into the larynx through the glottis, performed in diphtheria and edema of the glottis for the introduction of air.

intubationist (in-tu-ba'shun-ist). One who performs an intubation.

intubator (in'tu-ba-tor). An instrument used in intubation.

intumesce (in-tu-mes'). To swell up.

intumescence (in-tu-mes'ens) [L. *intumescen'tia*]. 1. A swelling, normal or abnormal. 2. The process of swelling.

intumescent (in-tu-mes'ent) [L. *intumes'cens*]. Swelling or becoming swollen.

intumescentia (in-tu-mes-en'she-ah) [L.]. A swelling. **i. cervica'lis** [B N A], the cervical enlargement of the spinal cord; from it the nerves of the arm arise. **i. ganglifor'mis**, the geniculate ganglion. **i. lumba'lis** [B N A], the lumbar enlargement of the spinal cord; from it the nerves of the leg arise. **i. tympan'ica** [B N A], a non-ganglionic swelling on the tympanic branch of the glossopharyngeal nerve. Called also *tympanic swelling.*

intussusception (in"tus-us-ep'shun) [L. *in'tus* within + *suscip'ere* to receive]. A receiving within: specifically, (1) The invagination or indigitation of a portion of the intestine into an adjacent portion (John Hunter, 1789). There are four varieties *ileocecal*, in which the ileum and the ileocecal valve pass into the cecum and colon; *colic*, in which the large intestine is prolapsed into itself; *ileal*, in which the small intestine is invaginated into itself; and *ileocolic*, in which the ileum passes into the ileocecal valve. The symptoms of the condition are a frequent desire to evacuate the bowels, pain, tenesmus, with the passage of small bloody or mucous stools, vomiting, the development of a sausage-shaped swelling in the abdominal region, with the accumulation of a mass of soft feces. (2) In physiology, the reception into an organism of matter, such as food and its transformation into living tissue. **retrograde i.**, the invagination of a lower part of the bowel into the higher.

intussusceptum (in"tus-sus-ep'tum) [L.]. A portion of intestine that has been invaginated within another part.

intussuscipiens (in"tus-su-sip'e-ens) [L.]. The portion of an intestine containing an intussusceptum.

Inula (in'u-lah) [L. gen. *in'ulæ*]. 1. A genus of composite-flowered plants. 2. The root of *I. hele'nium.* See *elecampane.*

inulain (in-u-la'in). A powdered concentration from the root of *In'ula hele'nium.* Dose, 2–5 gr. (0.13–0.333 gm.).

inulase (in'u-lās). A ferment occurring in *Aspergil'lus ni'ger* and *Penicil'lium glau'cum.* It changes inulin into levulose.

inulin (in'u-lin). 1. A polysaccharid found in Inula, Dahlia, and other plants. It yields levulose on hydrolysis. 2. A concentration or resinoid from elecampane root: an aromatic and tonic expectorant. Dose, 1–3 gr. (0.066–0.195 gm.).

inulinase (in'u-lin-ās). Same as *inulase.*

inuloid (in'u-loid). A colorless compound, $C_6H_{10}O_5$, resembling inulin, but more soluble.

inulol (in'u-lol). Same as *alantol.*

inunction (in-unk'shun) [L. *in* into + *un'guere* to anoint]. 1. The act of anointing or of applying an ointment with friction. 2. An ointment made with lanolin as a menstruum.

inunctum (in-unk'tum). Inunction, 2d def.

inustion (in-us'tshun) [L. *in* into + *u'rere* to burn]. The application of the actual cautery.

in utero (in u'ter-o) [L.]. Within the uterus.

invaccination (in-vak-sin-a'shun). Inoculation with some other disease during vaccination.

invaginate (in-vaj'in-āt). To insert one portion within another portion of the same thing.

invaginated (in-vaj'in-a-ted). Thrust inward so as to have become insheathed.

invagination (in-vaj-in-a'shun) [L. *invagina'tio; in* within + *vagi'na* sheath]. 1. The same as *intussusception.* 2. An obliterative operation for the cure of hernia.

invaginator (in-vaj'in-a-tor). An instrument for turning in the tissues in hernia operation.

invalid (in'val-id) [L. *inval'idus; in* not + *val'idus* strong]. 1. Not well and strong. 2. One who is disabled by illness or infirmity.

invasion (in-va'zhun) [L. *inva'sio; in* into + *va'dere* to go]. 1. The attack or onset of a disease. 2. The simple harmless entrance of bacteria into the body or their deposition in the tissues, as distinguished from infection.

invermination (in-ver-min-a'shun) [L. *in* within + *vermina're* to be wormy]. A diseased condition due to endoparasitic worms; helminthiasis.

inversion (in-ver'shun) [L. *inver'sio; in* into + *ver'tere* to turn]. A turning inward, inside out, upside down, or other reversal of the normal relation of a part. **thermic i.**, the state in which a patient's temperature is highest in the morning.

invert (in'vert). A person whose sexual tastes are homosexual.

invertase (in-ver'tās). Same as *invertin.*

Invertebrata (in-ver-teb-ra'tah). A division of the animal kingdom, including all forms that have no spinal column.

invertebrate (in-ver'te-brāt). 1. One of the *Invertebrata.* 2. Having no spinal column.

invertin (in-ver'tin). A ferment produced by various yeast-plants which converts cane-sugar into invert-sugar. It is found in the intestinal juice.

invertor (in-ver'tor). A muscle which turns in a part.

invertose (in'ver-tōs). Invert-sugar.

invert-sugar (in'vert-). See under *sugar*.

inveterate (in-vet'er-āt) [L. *invetera'tus; in* intensive + *ve'tus* old]. Chronic and confirmed; long established and of difficult cure.

inviscation (in-vis-ka'shun) [L. *in* among + *vis'cum* slime]. The mixing of the food with the mucous secretion of the mouth in mastication.

in vitro (in vi'tro) [L. "in a glass"]. Within a glass; observable in a test-tube.

in vivo (in vi'vo) [L.]. Within the living body.

involucre (in'vo-lu-ker). An involucrum.

involucrum (in-vo-lu'krum), pl. *involu'cra* [L. *in* in + *vol'vere* to wrap]. A covering or sheath, such as contains the sequestrum of a necrosed bone.

involuntary (in-vol'un-ta-re) [L. *involunta'rius; in* against + *volun'tas* will]. Performed independently of the will.

involuntomotory (in-vol''un-to-mo'tor-e). Pertaining to motion that is not voluntary.

involution (in-vo-lu'shun) [L. *involu'tio; in* into + *vol'vere* to roll]. 1. A rolling or turning inward. 2. The return of the uterus to its normal size after parturition. 3. A retrograde change: the reverse of evolution. **i.-forms**, forms of microorganisms that have become degenerated from unfavorable surroundings. **senile i.**, the shriveling of an organ in aged people.

iocamphen (i-o-kam'fen). A proprietary preparation of iodin, camphor, and phenol, containing about 7.25 per cent. of free iodin· used as a dressing for wounds

iodacetanilid (i''o-das-et-an'il-id). An insoluble crystalline powder, C_6H_4 I.NH(C_2H_3O), used as an antipyretic. Called also *iodantifebrin*.

iodacetone (i-o-das'e-tōn). A mild caustic, CH_2-I $CO.CH_3$.

iodagol (i-o-da'gol). A proprietary colloidal iodin preparation, used in urethritis and cystitis.

iodal (i'o-dal). A hypnotic substance, $CI_3.CHO$, resembling chloral.

iodalbacid (i-o-dal-bas'id). An iodin and albumin compound, albumen iodate: used for myxedema and goiter and for syphilis. Dose, 15 gr. (1 gm.).

iodalbin (i-o-dal'bin). A compound of iodin and blood albumin containing 21.5 per cent. of iodin: used like iodids. Dose, 5–10 gr (0.3–0.6 gm.).

iodalgin (i-od-al'jin). A proprietary substitute for iodoform, soluble in water.

iodalia (i-o-da'le-ah). A saccharated organic iodin compound for children.

iodalose (i-o-dal'ōs). A proprietary preparation of iodin with peptone.

Iodamœ'ba buetsch'lii or **wil'liamsi**. A nonpathogenic ameba found in the intestinal tract. It has a relatively large karyosome in the nucleus and a row of granules between the karyosome and the nuclear membrane. Its cysts (formerly called iodin cysts or I-cysts) usually contain a large glycogen mass which stains intensely with iodin. It has been called also *Endolimax williamsi*, *Entamœba büttschlii*, *E. williamsi*, and *iodin cysts*.

iodamylformol (i-o''dam-il-for'mol). An antiseptic preparation of iodin, thymol, starch, and formaldehyd.

iodamylum (i-o-dam'il-um). An iodized preparation of starch: a surgical antiseptic.

iodan (i'o-dan). A proprietary preparation of iodin in goose-grease.

iodanisol (i-o-dan'is-ol). A yellow-red, crystalline substance, $C_6H_4(OCH_3)I$: antiseptic and rubefacient.

iodanthrak (i-o-dan'thrak). An absorption product of iodin and animal charcoal· used like the iodids and externally as a dusting-powder for wounds.

iodantifebrin (i''o-dan-te-feb'rin). See *iodacetanilid*.

iodantipyrin, iodopyrin (i''o-dan-tip-i'rin, i''o-do-pi'rin). An anodyne, alterative, and antiseptic substance, $C_{11}H_{11}$ I.N_2O, or antipyrin in which iodin takes the place of hydrogen. Dose, 5–20 gr. (0.333–1.333 gm.).

iodargol (i-o-dar'gol). A proprietary colloidal iodin preparation for the treatment of gonorrhea, urethritis, and cystitis.

iodargyr (i-o-dar'jir). An organic iodin and silver preparation for the treatment of wounds and ulcers.

iodarsyl (i-o-dar'sil). A solution of sodium iodid and sodium paramidophenyl-arsenate. used for intravenous injection.

iodate (i'o-dāt). Any salt of iodic acid.

iodbenzin (i-od-ben'zin). A preparation of iodin, benzin, and paraffin oil, used as a disinfectant

iodcasein (i-od-ka'se-in) A preparation of iodin and casein: used like iodoform.

iodchloroform (i-od-klo'ro-form). A solution of iodin in chloroform, used as a local hemostatic.

iodeikon (i-o-di'kon). A proprietary brand of tetraiodophthalein sodium used in cholecystography.

iodelarson (i-o-del-ar'son) A proprietary combination of clarson and potassium iodid

iodelol (i-o-del'ol). A proprietary iodin preparation used by inunction.

iodeol (i-o'de-ol) A proprietary colloidal iodin: used like the iodids.

iodeosin (i-o-de'o-sin). See *erythrosin*

iodex (i'o-deks). A proprietary iodin ointment.

iodglidine (i-od-gli'din) Iodoglidine.

iodia (i-o'de-ah). A combination of active principles from the green roots of *Stillingia*, *Helonias*, *Saxifraga*, *Menispermum*, and aromatics. used for syphilitic and cutaneous diseases and for uterine debility.

iodic acid (i-od'ik). See *acid*.

iodid (i'o-did). Any binary compound of iodin: a compound of iodin with an element or radical.

iodile (i'o-dīl). A crystalline organic compound of iodin used hypodermically in syphilis, goiter, and tuberculosis.

iodimetry (i-o-dim'et-re) [*iodin* + Gr. *μέτρον* measure]. The estimation of the quantity of iodin in a mixture or compound.

iodin (i'o-din) [L. *io'dum*, from Gr. *ἰώδης* violet-hued]. A halogen element of a peculiar odor and acrid taste, symbol, I, atomic weight, 126.92. It is a non-metallic element, occurring in bluish-black scales. it is soluble in alcohol and in solutions of the iodids, and at ordinary temperatures it volatilizes, giving off a purplish vapor. It is an irritant, and when taken in excess or for a long time produces *iodism*. It is used as an alterative and absorbent in rickets, scrofula, hypertrophied glands and mucous membranes, exudates, and effusions· it is sometimes injected for the purpose of producing plastic inflammation in hydrocele, hernia, etc. Dose of compound solution (*liquor iodi compositus*, Lugol's solution), 1–10 min. (0.066–0.666 c.c.); of tincture, 1–5 min. (0.066–0.333 c.c.). **i. bromid**, iodin pentabromid. **i. chlorid**, iodin trichlorid. **i. pentabromid**, a reddish-brown liquid, IBr_5: used locally in diphtheria. **i. petrogen**, a proprietary solution of iodin in petrogen. **i. tribromid**, a

dark brown fluid, IBr_3: used in sprays for diphtheric sore throat. **i. trichlorid,** a binary compound, ICl_3, in orange-yellow needles: antiseptic and disinfectant and used as an alterative in doses of $\frac{1}{12}$–$\frac{1}{6}$ gr. (0.005–0.01 gm).

iodinol (i-o'din-ol). An iodized sesame oil used in place of the alkaline iodids.

iodinophil (i-o-din'o-fil) [*iodin* + Gr. φιλεῖν to love]. 1. Stainable with iodin. 2. Any cell or other element readily stainable with iodin.

iodinophilous (i''o-din-of'il-us). Stainable with iodin.

iodipalin (i-o-dip'al-in). A proprietary preparation of iodin and a fixed oil.

iodiperol (i-o-di'per-ol). An antiseptic solution for preventing wound infection.

iodipin (i-o-dip'in). An iodin addition-product of sesame oil, said to contain 10 per cent. of iodin. It is a yellow liquid used in asthmatic affections, bronchitis, etc., also subcutaneously in tertiary syphilis. Dose, 15–60 min. (1–4 c.c.).

iodipsol (i-o-dip'sol). A proprietary compound of iodin, oxymethylene, and resol used in intestinal disease and externally as a dusting-powder.

iodism (i'o-dizm). Ill health resulting from injudicious use of iodin or iodin compounds. It is marked by atrophy of the glands and glandular organs, coryza, ptyalism, frontal headache, emaciation, weakness, and eruptions on the skin.

iodival (i-o-di'val). Alphamonoiodoisovaleryl urea, $(CH_3)_2$ CH.CHI CO NH NH_2 used in syphilis, scrofula, arteriosclerosis, etc

iodize (i'o-dīz). To impregnate with iodin or to put under its influence.

iodo-acetanilid (i''o-do-as-et-an'il-id). A colorless, crystalline compound formed by heating acetic acid and para-iodoanilin It is soluble in alcohol and slightly in water, and is used as an antipyretic and analgesic. Dose, 1–5 gr. (0.066–0.33 gm). Called also *iodantifebrin.*

iodo-albumin (i''o-do-al-bu'min). Any one of a group of artificial iodin compounds resembling true albumins. They are used for myxedema and goiter

iodoamylum (i''o-do-am'il-um) [L. *io'dum* iodin + *am'ylum* starch]. Insoluble iodized starch· a surgical antiseptic.

iodo-atoxyl (i''o-do-at-ok'sil). The sodium salt of iodo-phenyl-arsenic acid

iodocaffein (i''o-do-kaf'e-in). A white, crystalline compound used in heart diseases. Dose, 2–15 gr (0.133–1 gm).

iodocasein (i''o-do-ka'se-in) [*iodin* + *casein*]. A yellow, antiseptic preparation of iodin and casein containing about 18 per cent of iodin in organic combination used like iodoform.

iodocin (i-od'o-sin). A styptic, analgesic, and antiseptic preparation.

iodocitin' (i-o-do-si'tin). A proprietary iodin-lecithin preparation. used internally in syphilis.

iodocol (i-o'do-kol). A preparation of iodin and guaiacol used in tuberculosis.

iodocresin, iodocresol (i''o-do-kre'sin, -kre'sol). An antiseptic compound, $CH_3.C_6H_3I$ OH, of iodin and cresol: used like iodoform. Called also *traumatol.*

iodocrol (i-od'ok-rol). Carvacrol iodid, $C_{10}H_{13}OI$, an odorless agent: used like iodoform.

iododerma (i''o-do-der'mah) [L. *io'dum* iodin + Gr. δέρμα skin]. Any skin disease resulting from iodism.

iodo-ethylformin (i''o-do-e-thil-for'min). A remedy, $C_6H_{12}N_4(C_2H_5I_2)$: used like the iodids.

iodo-eugenol (i''o-do-u'je-nol). A yellowish, inodorous, antiseptic powder, $C_6H_2I(C_3H_5)(OCH_3)$-OH, a compound of iodin and eugenol.

iodofan (i-o'do-fan). A reddish, crystalline powder, $C_6H_3I(OH)_2.HCOH$. used like iodoform.

iodoferratin (i''o-do-fer'at-in). A hematogenic preparation of iodin and ferratin.

iodoform (i-o'do-form) [*iodin* + *formyl*]. A yellow, crystalline substance, CHI_3, or formyl triiodid, having a strong, penetrating odor, containing about 96 per cent. of iodin, and soluble in chloroform and ether and somewhat in alcohol and water. It is a local anesthetic and an antiseptic, and is used as a dressing for wounds and in tuberculous and syphilitic ulcers: internally it is employed in syphilis, pulmonary tuberculosis, cirrhosis of the liver, rickets, and goiter. Dose, 1–3 gr. (0.066–0.2 gm.). The preparations include the ointment (*unguen'tum iodofor'mi,* U. S. P.) and suppositories which are used in fissure of the anus. **i. albuminate,** iodoformogen. **i.-salol,** an antiseptic mixture of iodoform and salol.

iodoformagen (i''o-do-for'maj-en). A nearly odorless, yellowish powder composed of iodoform and albumin.

iodoformal (i''o-do-for'mal). A fragrant yellow powder prepared from iodoform and ethyl iodid, and used like iodoform.

iodoformalbumin (i''o-do-form-al-bu'min). Iodoformagen.

iodoformin (i''o-do-for'min). An odorless substitute, $C_6H_{12}N_4$ CHI_3, for iodoform It is a white powder, from which 75 per cent. of iodoform is set free by contact with a wound.

iodoformism (i'o-do-form-izm). Poisoning by iodoform.

iodoformize (i''o-do-form'īz). To treat or impregnate with iodoform.

iodoformogen (i''o-do-for'mo-jen). Iodoform albuminate a compound of iodoform and albumin occurring in the form of a fine yellow powder: used as a substitute for iodoform.

iodoformum (i''o-do-for'mum). Iodoform.

iodogallicin (i''o-do-gal'is-in). A dark gray powder, bismuth oxyiodo methyl gallol, $C_6H_2COOCH_3$-$(OH)_2O.BiOH.I$, prepared from bismuth oxyiodid and methyl gallicin. used like airol.

iodogene (i-o'do-jēn). A proprietary mixture of charcoal and potassium or sodium iodate: to be burned for disinfecting fumigation.

iodogenin (i-o-do'jen-in). A preparation of iodoform and alcohol: used in fumigation.

iodogenol (i-o-doj'en-ol). A proprietary preparation of iodin and peptone used like the iodids.

iodoglandin (i''o-do-glan'din) A thyroid preparation containing no thyroidin: a therapeutic agent.

iodoglidin (i-o-do-gli'din). A preparation of iodin and wheat protein, used in skin diseases like iodin.

iodoglobulin (i''o-do-glob'u-lin). An active principle derived from the thyroid gland; more abundant and far more soluble than thyroidin.

iodoglycerin (i''o-do-glis'er-in). A solution of potassium iodid and iodin in glycerin.

iodoguaiacol (i''o-do-gwi'ak-ol). Colorless crystals used in tuberculosis in doses of 1 gr. (0.06 gm.).

iodohemol (i''o-do-he'mol). A therapeutic preparation of hemol and iodin (16.6 per cent.). used in syphilis, tuberculosis, and psoriasis. Dose, 3 gr. (0.2 gm.).

iodohydrargyrate (i''o-do-hi-drar'jir-āt). Any compound of iodin and mercury with another substance.

iodokefir (i''o-do-ke'fir). Any one of a series of preparations of kefir and sodium iodid.

iodol (i'o-dol). A brownish, crystalline powder, C_4I_4NH, or tetra-iodopyrrol, soluble in ether and alcohol: used like iodoform, and also in the treatment of diabetes, etc. Dose, $\frac{1}{2}$–2 gr. (0.033–0.133 gm.).

iodolcaffein (i″o-dol-kaf′e-in). A gray, tasteless compound, $C_8H_{10}N_4O_2.C_4I_4NH$: antiseptic and alterative.

iodolein (i-od-o-le′in). Iodized poppyseed oil.

iodolen (i-od′o-lĕn). A yellowish powder, a combination of iodol and albumin: used as an antiseptic.

iodolmenthol (i″o-dol-men′thol). Iodol, 99 parts; menthol, 1 part: antiseptic.

iodolysin (i-o-dol′is-in). A compound of thiosinamin and iodin, for the treatment of rheumatism and arthritis.

iodomaisin (i″o-do-ma′sin). A preparation of iodin with the gluten of maize.

iodomangan (i″o-do-man′gan). Ferromangan containing 1 per cent. of iodopeptone.

iodomenin (i-o-dom′en-in). A proprietary iodoalbumin compound in tablet form: used like the alkaline iodids.

iodomethan (i-o″do-meth′ăn). Methyl iodid.

iodometry (i-o-dom′et-re) [*iodin* + Gr. *μέτρον* measure]. Estimation of the quantity of a chemical by titration with iodin.

iodomuth (i-od′o-muth). A reddish-brown powder, $Bi_2C_{15}H_{12}I_2O_{12}$: a bismuth preparation containing 25 per cent. of iodin. It is a stimulant, antiseptic, and healing agent. Dose, 5–30 gr. (0.333–2 gm.).

iodon (i′o-dŏn). A proprietary periodid of phthalic acid anhydrid; it gives off iodin and is used as an antiseptic.

iodonaftan (i″o-do-naf′tan). A compound containing 3 per cent. of iodin combined with a naphtha product.

iodonaphthol (i″o-do-naf′thol). Same as *naphthol-aristol*.

iodonucleoid (i″o-do-nu′kle-oid). A brownish powder, insoluble in alcohol, ether, and acids, being a combination of iodin with nuclein. Recommended in syphilis and said to be practically non-toxic.

iodopeptid (i″o-do-pep′tid). A preparation of peptonized albumin which has been subjected to the action of iodin· used hypodermically in syphilis, tuberculosis, and struma.

iodophen (i-o′do-fen). Same as *nosophen*.

iodophenacetin (i″o-do-fe-nas′et-in). An antiseptic iodin and phenacetin compound.

iodophenin (i″o-do-fe′nin). An iodin and phenacetin substitution-product, $C_{20}H_{25}I_3N_2O_4$; a brown powder, sometimes crystalline: antiseptic and antirheumatic. Dose, 7½ gr. (0 5 gm).

iodophenochloral (i″o-do-fe-no-klo′ral) A parasiticide mixture of tincture of iodin, phenol, and chloral hydrate.

iodophenol (i″o-do-fe′nol). Iodin, 20 parts; phenol, 76 parts; and glycerin, 4 parts antiseptic.

iodophil (i′o-do-fil). Easily combining with or staining with iodin.

iodophilia (i″o-do-fil′e-ah) [*iodin* + Gr. *φιλεῖν* to love]. The reaction shown by leukocytes in certain conditions when treated with iodin or iodids. Normal leukocytes are colored bright yellow, but in certain pathologic conditions, as toxemia and severe anemia, the polymorphonuclears show diffuse brownish coloration. When the staining affects the leukocytes themselves, it is turned *intracellular;* when only the particles around the leukocytes are affected, it is *extracellular*.

iodoprotein (i″o-do-pro′te-in). A chemical compound of egg protein with iodin: used in the treatment of syphilis.

iodopyrin (i″o-do-pi′rin). See *iodantipyrin*.

iodoserum (i″o-do-se′rum). A preparation of iodin and blood-serum: used like the iodids.

iodosin (i-o′do-sin). An artificial iodin and albumin compound: for use in goiter and myxedema.

iodosol (i′o-do-sol). A proprietary, non-staining, non-irritating solution of free iodin.

iodospongin (i″o-do-spon′jin). A protein and iodin compound obtainable from sponge.

iodostarin (i-o-dos′tar-in). A white crystalline insoluble substance, diiodotariric acid, $C_{17}H_{31}I_2$-COOH. It is used in place of, and in the same dose as, potassium iodid.

iodostem (i-o-dos′tem). A syrupy fluid obtained by concentration of grape-juice. It contains iodin and is used in gout, rheumatism, and disorders of the lymphatics.

iodosulphate (i″o-do-sul′fāt). A combination of a base with iodin and sulphuric acid.

iodosyl (i-od′o-sil). A deep red, amorphous powder, C_6H_3I OI.COOH, containing 65 per cent. of iodin: used as an antiseptic and analgesic in powder or ointment.

iodotannin (i″o-do-tan′in). A compound of tannin and iodin: alterative and astringent. Dose of syrup, 1–4 min. (0.066–0.246 c c.).

iodotannol (i″o-do-tan′ol). A preparation of iodin and tannin: used like iodoform.

iodoterpin (i″o-do-ter′pin). A dark-brown liquid, $C_{10}H_{16}I$, derived from iodin and terpin. It is an antiseptic, and is used like iodoform.

iodothein (i″o-do-the′in). An iodin and thein compound in a white, amorphous or crystalline powder· a heart stimulant. Dose, 2–8 gr. (0.13–0.5 gm.).

iodotheobromin (i″o-do-the-o-bro′min). Theobromin, 40 parts; sodium iodid, 21 6 parts; and sodium salicylate, 38.4 parts recommended for use in aortic insufficiency. Dose, 4–8 gr. (0.25–0.5 gm.).

iodotherapy (i″o-do-ther′ap-e) [*iodin* + Gr. *θεραπεία* treatment]. Treatment with iodin or the iodids.

iodothiophen (i″o-do-thi′o-fen). Thiophen iodid, an antiseptic used like iodoform.

iodothymoform (i″o-do-thi′mo-form). A patented yellow and nearly odorless powder derived from thymol, formaldehyd, and iodin. It is antiseptic and germicide.

iodothymol (i″o-do-thi′mol). See *aristol*.

iodothyrein (i-o-do-thi′re-in). Iodothyrin.

iodothyrin (i″o-do-thi′rin). 1. The normal iodin compound in the body (Baumann, 1895). 2. A patented amorphous, brown powder derived from the thyroids of sheep: used in goiter, rickets, corpulency, and myxedema 3. A milk-sugar triturate of the above. Daily dose, 15–30 gr. (1–2 gm).

iodothyroglobulin (i″o-do-thi-ro-glob′u-lin). A protein-iodin compound isolated from the thyroid.

iodothyroidin (i″o-do-thi-roi′din). A preparation resembling iodothyrin and used like that drug.

iodotone (i-o-do′tōn). A proprietary glycerol of hydrogen iodid· used like the iodids.

iodoval (i-o′do-val). A crystalline preparation, α-mono-iodo-isovalerianyl urea· used like iodids. Dose, 5 gr. (0.33 gm.).

iodovasogen (i″o-do-vas′o-jen). An iodin and vasogen compound: used in skin diseases.

iodovasol (i″o-do-va′sol). Vasol containing 7 per cent. of iodin.

iodozen (i-o′do-zen). A combination of methyl salicylate with iodin in a fragrant powder: used as an external antiseptic and discutient.

iodozone (i″o-do-zōn′). An antiseptic iodin and ozone compound: used for mouth-washes and gargles and for inhalation.

iodpeptid (i-od-pep′tid). An iodin-albumin preparation: used in syphilis and tuberculosis.

iodterpin (i-od-ter′pin). Iodoterpin.

iodum (i-o′dum), gen. *io′di*. Latin for *iodin*.

iodurase (i-od'u-rās). A preparation of iodin and yeast: used like the iodids.

iodylin (i-od'il-in). Bismuth iodosalicylate: used like iodoform.

iodyloform (i-o-dil'o-form). A combination of iodin and gelatin: used as a substitute for iodoform.

iola (i-o'lah). A proprietary detergent for use in uterine complaints.

iolin (i'o-lin). A stainless 20 per cent. iodin solution for external use.

ion (i'on) [Gr. *ἰών* going] An atom or a group of atoms having a charge of positive (cation) or negative (anion) electricity. See *ionic theory*, under *theory*. **hydrogen i.**, the hydrogen atom bearing a positive electric charge. **hydroxyl i.**, the hydroxyl group, OH, in solution bearing a negative electric charge.

ionic (i-on'ik). Pertaining to an ion or to ions.

ionidin (i-on'id-in). A narcotic alkaloid, $C_{19}H_{25}N_4O_4$, from California poppy, *Eschscholt'zia californ'ica*.

ionium (i-o'ne-um) [*ion*]. A radio-active element emitting alpha rays; atomic weight, 230.5. It is probably a disintegration product of uranium and the parent of radium.

ionization (i-on-iz-a'shun). 1. The dissociation of a substance in solution into its constituent ions. 2. Same as *iontophoresis*. **medical i.** Same as *iontophoresis*.

ionize (i'on-iz). To separate into ions.

ionogen (i-on'o-jen) [*ion* + Gr. *-γεν* to form]. A substance which may be ionized.

ionogenic (i-on-o-jen'ik). Forming or supplying ions.

ionometer (i-o-nom'et-er) An instrument for the measurement of the intensity or quantity of *x*-rays. In passing through a closed air-chamber, the *x*-rays ionize the air, the time of discharge of a condenser of known capacity varies with the quantity of *x*-rays passing through.

ionone (i'on-ōn) [Gr. *ἰον* violet]. Artificial extract of violets, $(CH_3)_2C_6H_6(CH_3)CH.CH.CO.CH_3$, an odoriferous derivative of orris-root, prepared commercially from citral and used as a perfume.

ionophose (i'o-no-fōz) [Gr. *ἰον* violet + *phose*]. A violet phose.

ionotherapy (i"o-no-ther'ap-e). 1. [*ion* + *therapy*]. Iontophoresis. 2. [Gr. *ἰον* violet + *therapy*]. Treatment by means of the violet rays.

ion-protein (i-on-pro'te-in). A protein molecule combined with an inorganic ion, which is the form in which protein takes part in vital processes.

iontherapy (i-on-ther'ap-e). Same as *iontophoresis*.

iontophoresis (i-on"to-fo-re'sis). The introduction, by means of the electric current, of ions of different sorts into the tissues of the body for therapeutic purposes. Called also *iontherapy*, *galvanoionization*, *ionic medication*, and *medical ionization*.

iontoquantimeter (i-on"to-quan-tim'et-er) [*ion* + *quantimeter*]. An instrument for measuring the quantity of Roentgen radiation based on the fact that Roentgen rays are able to ionize gases.

iontotherapy (i-on"to-ther'ap-e) [*ion* + *therapy*]. Same as *iontophoresis*.

iophobia (i-o-fo'be-ah) [Gr. *ἰός* poison + *φόβος* fear]. A morbid fear of poisons.

iosorptol (i-o-sorp'tol). A honey-like liquid, used in skin diseases and in veterinary practice.

iotacism (i-o'tas-izm) [Gr. *ἰῶτα* letter I]. Inability to pronounce distinctly the sound of the letter I.

ioterpin (i-o-ter'pin). A preparation of iodin and terpin hydrate used as an antiseptic dressing, powder, or ointment.

iothion (i-o-thi'on). A yellow, oily fluid, diiodohydroxypropane, $CH_2I.CHOH.CH_2I$, containing about 80 per cent. of iodin: used as a means of introducing iodin into the system by inunction in syphilis, lymphadenitis, etc.

iothionol (i-o-thi'o-nol). A preparation containing 25 per cent. of iothion, used in veterinary practice in osteitis, periostitis, lymphadenitis, struma, etc.

iothymin (i-o-thi'min). A proprietary combination of iodin and thymus extract used in thyroid disease.

I-para. Abbreviation for *primipara*.

ipecac, ipecacuanha (ip'e-kak, ip"e-kak-u-an'-ah) [Tupí-Guarani name]. The dried rhizome and roots of *Cepha'ëlis ipecacuan'ha*, or of *Cepha'ëlis acumina'ta*, rubiaceous plants of tropical America. It is a local irritant, emetic in full doses, in small doses expectorant, diaphoretic, and stimulant to the stomach. It is employed in moderate doses as an emetic, and is given in small doses in laryngitis, bronchitis, chronic diarrhea, cholera morbus, and as a sedative in hemorrhages, such as hemoptysis and uterine hemorrhage. Emetic dose, 15–30 gr. (1–2 gm); expectorant dose, ⅛–1 gr. (0.011–0.066 gm); dose of fluidextract (U. S. P.), 1–5 min. (0.066–0.333 c.c.); of syrup (U. S. P.), ½–2 dr. (2–8 c.c.); of wine (*vi'num ipecacuan'hæ*), 1–60 min. (0.066–4 c.c); of *tinctu'ra ipecacuan'hæ et o'pii*, or liquid Dover's powder, 10 min. (0.6 c.c.); of *trochis'cæ morph'inæ et ipecacuan'hæ*, 1 or more; of *pul'vis ipecacuan'hæ et o'pii* (U. S. P.), or Dover's powder, 10 gr. (0.66 gm.). **alcresta i.**, a proprietary preparation of ipecac which remains inactive in the acid gastric juice and is not set free until it reaches the alkaline intestinal juices. This preparation can be administered in large doses without causing nausea and vomiting. **Brazilian i.** Cephaëlis ipecacuanha **Cartagena i., Colombia i.**, Cephaëlis acuminata. **deëmetized i.**, ipecac deprived of its emetic properties. **Rio i.**, Cephaelis ipecacuanha. **wild i.**, the plant *Euphor'bia ipecacuan'hæ*, of North America, an acrid cathartic and emetic.

ipoh (e'po). The Malay name of various arrow-poisons. **i. aker,** an arrow-poison derived from *Strychnos wallichiana*.

ipomea, ipomœa (i-po-me'ah). The dried root of *Ipomœa orizaben'sis*, Orizaba jalap root or Mexican scammony root· used as a cathartic. Dose of the resin (*resi'na ipomœ'æ*, U. S. P.), 3 gr (2 gm.).

ipral (i'pral). Calcium ethylisopropylbarbiturate, $Ca(C_2H_3C_3H_7.C.CONHCON\ CO)_2 3H_2O$, having the therapeutic properties of barbituric acid and used as a hypnotic. Dose, 2–4 gr. (0.12–0.25 gm.).

ipsilateral (ip-se-lat'er-al). Ipsolateral.

ipsilene (ip'sil-ēn). A disinfectant gas obtained by heating iodoform and ethyl chlorid under pressure.

ipsolateral (ip-so-lat'er-al) [Gr. *ἴψος* same + L. *la'tus* side] Situated on the same side· said of symptoms appearing on the same side as the cerebral lesion causing them.

ipuanin (ip-u'an-in) Cephaelin iso-amyl-ether hydriodid, a synthetic emetin, more amebicidal and less toxic than emetin.

I. Q. Abbreviation for *intelligence quotient*.

iquinin (i-kwin'in). A proprietary substitute for quinin. Dose, 2–10 gr. (0.133–0.66 gm.).

Ir. 1. A symbol for *iridium*. 2. An abbreviation for *internal resistance*.

iralgia (i-ral'je-ah) [*iris* + Gr. *ἄλγος* pain]. Pain in the iris.

irascibility (ir-as-ib-il'it-e) [L. *irascib'ilis* ill-tempered]. Morbid irritability and quickness of temper.

iridadenosis (i"rid-ad-en-o'sis) [Gr. *ἶρις* iris + *ἀδήν* gland]. A glandular disease of the iris.

iridal (ir'id-al). Of or pertaining to the iris.

iridalgia (i-rid-al'je-ah) [Gr. *ἶρις* iris + *ἄλγος* pain]. Pain in the iris.

iridauxesis (i"rid-awk-se'sis) [Gr. *ἶρις* iris + *αὔξησις* increase]. Thickening of the iris.

iridectome (ir-id-ek'tōm) [*iris* + Gr. ἐκτέμνειν to cut out]. A cutting instrument for use in iridectomy.

iridectomesodialysis (i-rid-ek''to-me-so-di-al'-is-is) [Gr. ἶρις iris + ἐκτομή excision + μέσος middle + διάλυσις loosening]. The operation of excision and separation of the adhesions around the inner edge of the iris for the formation of an artificial pupil.

iridectomize (ir-id-ek'tom-īz). To remove a part of the iris.

iridectomy (ir-id-ek'to-me) [Gr. ἶρις iris + ἐκτομή excision]. Surgical removal of a part of the iris by cutting. **antiphlogistic i.**, that which is performed to diminish intra-ocular tension in inflammatory conditions. **optic i.**, that which is done to enlarge a pupil when it is in any way abnormally small. **preliminary i., preparatory i.**, that which is performed in order to enlarge the space through which a cataract is to be extracted. **stenopeic i.**, a small iridectomy with preservation of the sphincter. **therapeutic i.**, iridectomy for the cure or prevention of some disease of the eye.

iridectropium (i-rid-ek-tro'pe-um) [Gr. ἶρις iris + ἐκτροπίον eversion]. Eversion of the iris.

iridemia (i-rid-e'me-ah) [Gr. ἶρις iris + αἷμα blood]. Hemorrhage from the iris.

iridencleisis (ir''id-en-kli'sis) [Gr. ἶρις iris + ἐγκλεῖν to lock in]. The strangulation of a slip of the iris in a corneal incision.

iridentropium (i''rid-en-tro'pe-um) [Gr. ἶρις iris + ἐντροπίον inversion]. Inversion of the iris.

irideremia (ir''id-e-re'me-ah) [Gr. ἶρις iris + ἐρημία lack] Absence of the iris.

irides (i'rid-ēz). Plural of *iris*.

iridescence (ir-id-es'ens) [L. *irides'cere* to gleam like a rainbow] The condition of gleaming with bright and changing colors.

iridescent (ir-id-es'ent) [L. *irides'cens*] Gleaming with bright colors like those of the rainbow.

iridesis, iridodesis (i-rid'es-is, ir-id-od'es-is) [Gr. ἶρις iris + δέσις a binding]. The operation of forming a new pupil or changing the position of the old by tying a slip or slips of it in an opening made in the cornea.

iridiagnosis (i-re-di-ag-no'sis) Iridodiagnosis.

iridial, iridian (i-rid'e-al, i-rid'e-an). Iridic.

iridic (i-rid'ik). Pertaining to the iris.

iridin (ir'id-in). An oleoresin from *I'ris versic'olor:* a cholagogue and aperient. Dose, 1–5 min. (0.066–0.333 c c.)

iridinol (i-rid'in-ol). A proprietary hematic alterative remedy.

iridium (i-rid'e-um) [L. *i'ris* rainbow, from the tints of its salts]. A very hard white metal, symbol, Ir; atomic weight, 193 1. its use as a remedy is chiefly homeopathic.

iridization (ir-id-iz-a'shun). The subjective perception of an iridescent halo in glaucoma.

irido-avulsion (i''rid-o-av-ul'shun). Complete tearing away of the iris from its periphery.

iridocapsulitis (ir''id-o-kap-su-li'tis). Inflammation of the iris and the capsule of the lens.

iridocele (ir-id'o-sēl) [Gr. ἶρις iris + κήλη hernia]. Hernial protrusion of a slip of the iris.

iridoceratitis (i''rid-o-ser-at-i'tis) [Gr. ἶρις iris + κέρας cornea + *-itis*]. Inflammation of the iris and cornea.

iridochoroiditis (ir''id-o-ko-roid-i'tis). Inflammation of the iris and the choroid.

iridocinesia, iridocinesis (i''rid-o-sin-e'ze-ah, -sin'e-sis). See *iridokinesia*.

iridocoloboma (ir''id-o-kol-o-bo'mah) [Gr. ἶρις iris + κολοβόωμα mutilation]. Congenital fissure or coloboma of the iris.

iridoconstrictor (ir''id-o-kon-strik'tor). Any one of the short ciliary elements of the iris.

iridocyclectomy (ir''id-o-si-klek'to-me) [Gr. ἶρις iris + κύκλος circle + ἐκτομή excision]. Surgical removal of the iris and of the ciliary body.

iridocyclitis (ir''id-o-si-kli'tis) [Gr. ἶρις iris + κύκλος circle + *-ιτις* inflammation]. Inflammation of the iris and of the ciliary apparatus.

iridocyclochoroiditis (i''rid-o-si''klo-ko-roi-di'tis) [Gr. ἶρις iris + κύκλος circle + *choroiditis*]. Inflammation of the iris, ciliary body, and choroid coat.

iridocystectomy (ir''id-o-sis-tek'to-me). A plastic operation on the iris devised by Knapp.

iridodesis (ir-id-od'es-is). Same as *iridesis*.

iridodiagnosis (i''rid-o-di-ag-no'sis) Diagnosis of disease by the appearance of the iris, its color, markings, changes, etc.

iridodialysis (ir''id-o-di-al'is-is) [Gr. ἶρις iris + διά through + λύειν to loosen]. 1. Same as *corediálysis*. 2. The separation or loosening of the iris from its attachment. 3. Division or splitting of the iris, congenital or other, producing more than one pupil.

iridodilator (i''rid-o-di-la'tor). Dilating the pupil.

iridodonesis (ir''id-o-do-ne'sis) [Gr. ἶρις iris + δόνησις tremor]. Hippus; a tremulous condition of the iris.

iridokeratitis (i''rid-o-ker-at-i'tis). Same as *iridoceratitis*.

iridokinesia, iridokinesis (i''rid-o-kin-e'ze-ah, -kin-e'sis) [Gr. ἶρις iris + κίνησις movement]. The contraction and expansion of the iris.

iridokinetic (i''rid-o-kin-et'ik). Pertaining to movements of the iris.

iridoleptinsis (i''rid-o-lep-tin'sis) [Gr. ἶρις iris + λέπτυνσις attenuation]. Thinning or atrophy of the iris.

iridology (i-rid-ol'o-je) [*iris* + Gr λόγος *treatise*]. The study of the iris, particularly of its color, markings, changes, etc , as associated with disease.

iridomalacia (i''rid-o-mal-a'se-ah) [Gr ἶρις iris + μαλακία softness]. Softening of the iris.

iridomedialysis (i''rid-o-me-de-al'is-is) Same as *iridomesodialysis*.

iridomesodialysis (i''rid-o-me''so-di-al'is-is) [Gr. ἶρις iris + μέσος middle + διάλυσις loosening]. Loosening of adhesions around the inner edge of the iris.

iridomotor (i''rid-o-mo'tor). Pertaining to movements of the iris

iridoncus (i-rid-ong'kus) [Gr. ἶρις iris + ὄγκος tumor]. Tumor or swelling of the iris.

iridoparalysis (i''rid-o-par-al'is-is) [Gr. ἶρις iris + *paralysis*]. Iridoplegia.

iridoparelkysis (ir''id-o-par-el'kis-is) [Gr ἶρις iris + παρέλκυσις protraction]. Artificial displacement of the pupil by causing a prolapse of the iris.

iridoperiphacitis (i''rid-o-per-if-as-i'tis) [Gr. ἶρις iris + περί around + φακός lens]. Inflammation of the capsule of the crystalline lens.

iridoplegia (ir''id-o-ple'je-ah) [Gr ἶρις iris + πληγή stroke] Paralysis of the sphincter of the iris; rigidity of the pupil **accommodation i.**, failure of the pupil to contract when an accommodative effort is made. **complete i.**, iridoplegia in which the iris does not react to any stimulation. **reflex i.**, failure of the pupil to contract under the influence of light or when the skin is stimulated. **sympathetic i.**, iridoplegia in which the pupil does not dilate on irritation of the skin

iridoptosis (ir''id-op-to'sis) [*iris* + Gr. πτῶσις falling]. Prolapse of the iris.

iridopupillary (ir''id-o-pu'pil-a-re). Pertaining to the iris and the pupil.

iridorhexis (ir''id-or-eks'is) [Gr. ἶρις iris + ῥῆξις rupture]. 1. Rupture of the iris. 2. The tearing away of the iris.

iridoschisis (ir-id-os'ke-sis). Coloboma of the iris.

iridoschisma (i''rid-o-skiz'mah). Iridoschesis.

iridosclerotomy (ir"id-o-skle-rot'o-me) [*iris* + *sclera* + Gr. *τέμνειν* to cut]. The puncturation of the sclera and of the edge of the iris.

iridoscope (ir-id'o-skōp) [*iris* + Gr. *σκοπεῖν* to view]. An instrument for viewing the interior of the eye.

iridosis (i-rid-o'sis). Same as *iridesis*.

iridosteresis (ir"id-o-ste-re'sis) [Gr. *ἶρις* iris + *στέρησις* loss]. The removal of the iris or a part of it.

iridotasis (i-rid-ot'as-is) [Gr. *ἶρις* iris + *τάσις* stretching]. The operation of stretching the iris for glaucoma.

iridotomy (ir-id-ot'o-me) [Gr. *ἶρις* iris + *τομή* cut]. 1. An incision into the iris. 2. The formation of an artificial pupil by cutting the iris.

iridovalosis (ir-id-o-val-o'sis). Oval shape of the pupil.

iris (i'ris) pl *irides* [Gr. *ἶρις* a rainbow or halo] 1. The circular pigmented membrane behind the cornea, perforated by the pupil. It is made up of circular muscular fibers surrounding the pupil (*sphinc'ter pupil'læ*), the band of radiating fibers by which the pupil is dilated (*dila'tor pupil'læ*), and of a pigmentary layer behind it which is really a part of the retina. 2 A genus of iridaceous plants 3 The rhizome of *I. versic'olor* purgative, emetic, and diuretic Dose, 10-20 gr. (0.666-1.333 gm), of extract, 1-2 gr. (0.066-0.133 gm.); of fluidextract, 5-10 min. (0 333-0.666 c.c.). **i.**

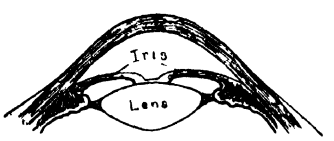

Iris bombé or umbrella iris (Woolf).

bombé, umbrella iris, a condition in which the iris is bowed forward by the collection of aqueous humor between the iris and lens in total posterior synechia **Florentine i.,** orris-root, the fragrant rhizome (L *rhizo'ma ir'idis*) of *I florenti'na* and other European species of iris astringent, aromatic, and pectoral Dose, 5-15 gr (0 333-1 gm) **I. german'ica** yields Verona iris root **tremulous i.,** iridodonesis. **umbrella i.** See *i. bombé*

Irish moss (i-rish maws'). See *Chondrus*.

irisin (i'ris-in). A concentration or resinoid prepared from *I'ris versic'olor:* aperient and cholagogue. Dose, 2-4 gr. (0.133-0.266 gm.).

irisol (ir'is-ol) A proprietary disinfectant mixture containing iodoform (50 per cent.) and boric acid (45 per cent.).

irisopsia (i-ris-op'se-ah) [Gr. *ἶρις* rainbow + *ὄψις* vision]. Visual defect in which objects appear surrounded by rings of colored light.

iritic (i-rit'ik). Pertaining to or of the nature of iritis.

iritis (i-ri'tis) [Gr. *ἶρις* iris + *-ιτις* inflammation]. Inflammation of the iris (Schmidt, 1801) The condition is marked by pain, congestion in the ciliary region, photophobia, contraction of the pupil, and discoloration of the iris It is caused by injury, syphilis, rheumatism, gonorrhea, tuberculosis, etc **i. catamenia'lis,** iritis recurring before each menstrual period **plastic i.,** a variety in which the exudate consists of fibrinous matter which forms new tissue. **purulent i.,** iritis in which the exudate is purulent. **quiet i.,** iritis without pain or ciliary congestion. **serous i.,** iritis in which the exudate consists of serum **spongy i.,** iritis with a fibrinous exudate, forming a spongy mass in the anterior chamber. **sympathetic i.,** a variety affecting a previously sound eye from sympathy with the other eye which has been injured.

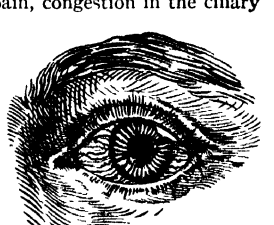
Iritis (Woolf).

iritoectomy (i"rit-o-ek'to-me) [*iris* + Gr. *ἐκτομή* excision]. Removal of a portion of the iris for cataract in which the pupil has been closed by inflammatory deposits.

iritomy (i-rit'o-me). Same as *iridotomy*.

irocose (i'ro-kōs). A proprietary preparation of proteoses and iron in an organic form.

iron (i'ern) [L. *fer'rum*]. A metallic element found in certain minerals, in nearly all soils, and in mineral waters· atomic weight, 55 84; specific gravity, 7.7; symbol, Fe. Iron occurs in the blood, especially in the hemoglobin, and is used as a tonic to build up the blood in anemia. The compounds of iron are astringent and styptic. **i. acetate,** a compound, $Fe(C_2H_3O_2)_3$, used as an astringent. Dose, in solution, 5-15 min. (0.3-1 c.c.); of tincture, 10-30 min. (0.6-2 c c.). **i. albuminate** [L. *fer'ri albu'minas*]. Dose, 10-20 gr. (0.6-1.3 gm). **alcoholized i.** Same as *pulverized i.* **i. alginate,** a tasteless, brown, insoluble powder; a salt especially valuable for its blandness and assimilability, a sedative and laxative tonic. Dose, 10-15 gr (0 66-1 gm). **i. and aluminum sulphate** [L. *fer'ri et alu'minæ sul'phas*], an astringent salt now little used Dose, 5-10 gr (0 33-0 66 gm.) **i. and ammonium acetate,** dose of solution (Basham's mixture, *li'quor fer'ri et ammon'ii ace'tatis*), 4-8 dr. (16-32 c.c). **i. and ammonium citrate** [L. *fer'ri et ammo'nii ci'tras*], a substance in transparent garnet scales. Dose, 2-5 gr (0.13-0 33 gm.). **i. and ammonium sulphate** [L *fer'ri et ammo'nii sul'phas*], ammonioferric alum, $FeNH_4(SO_4)_2 + 12H_2O$, a powerful styptic. Dose, 5-10 gr. (0.3-0 6 gm). **i. and ammonium tartrate** [L. *fer'ri et ammo'nii tar'tras*], potassioferric tartrate, a mild chalybeate. Dose, 5-15 gr. (0 3-1 gm). **i. and magnesium citrate** [L. *fer'ri et magnes'ii ci'tras*], a salt in green-yellow scales. Dose, 5-10 gr. (0.33-0 66 gm) **i. and potassium tartrate** [L *fer'ri et potas'sii tar'tras*], a salt, $C_4H_4O_6(FeO)K$, in brown, red, or garnet scales; potassioferric tartrate· a pleasant chalybeate. Dose, 5-15 gr. (0 3-1 gm.). **i. and quinin citrate** [L. *fer'ri et quini'næ ci'tras*], a preparation in dark-greenish golden scales Dose, 3-5 gr. (0.2-0.3 gm.); of solution, 3-15 min. (0.2-1 c.c.). **i. and strychnin citrate** [L. *fer'ri et strychni'næ ci'tras*], a bitter tonic substance in red scales. Dose, 1-3 gr. (0.06-0.2 gm.). **i. arsenate,** ferrous arsenate, $Fe_3(AsO_4)_2.6H_2O$. Dose, $\frac{1}{10}$ -$\frac{1}{8}$ gr. (0 006 0 008 gm.). **i. arsenite,** ferric arsenite, $4Fe_2O_3.As_2O_3\ 5H_2O$, a brownish-yellow powder, used in anemia and in pellagra in doses of $\frac{1}{2}$-1 gr (0 03-0 06). **i. arsenotartrate.** See *asferryl*. **i. benzoate,** an orange-brown powder, $Fe_26C_7H_6O_2 + 6H_2O$. Dose, 1-5 gr (0.06-0 33 gm.). **i. bromid** [L *fer'ri bro'midum*], a brick-red, deliquescent body, $FeBr_2$: tonic, alterative, and styptic. Dose, 5-10 gr. (0.3-0 6 gm.). **i. cacodylate,** a compound used in anemia. Dose, 1-5 gr. (0.06-0.3 gm.); hypodermically, ½ gr (0 03 gm.). See *marsyle*. **i. carbonate** [L. *fer'ri car'bonas*], ferrous carbonate, $FeCO_3$: a white, flocculent or crystalline salt, readily convertible into ferric oxid Dose, in pill (Blaud s pill, *mas'sa fer'ri carbona'tis*), 3-5 gr. (0 2-0 3 gm); of saccharated carbonate, 2-10 gr. (0 13-0 66 gm). **i. caseinate.** Same as *i nucleo-albuminate*. **i. chlorid** [L. *fer'ri chlo'ridum*], hydrous ferric chlorid, $Fe_2Cl_6 + 12H_2O$. an orange-colored, crystalline body. Dose of solution (*li'quor fer'ri chlo'ridi*), 2-10 min. (0.13-0.66 c.c.); of tincture (*tinctu'ra fer'ri chlo'ridi*), 5-10 min. (0.33-0.66 c.c.). Several other iron chlorids are described **i. citrate**

[L. *fer'ri ci'tras*], ferric citrate, $Fe_2(C_6H_5O_7)_2 + 6H_2O$: an agent in clear, garnet-colored scales. Dose, 2–5 gr. (0.13–0.33 gm.); of solution (*li'quor fer'ri citra'tis*), 5–10 min. (0.33–0.66 c.c.); of wine (*vi'num fer'ri citra'tis*), 1–2 dr. (4–8 c.c.). **i. citrate green,** a complex ferric ammonium citrate: used for intramuscular and subcutaneous injection. **i. citropyrophosphate,** the official soluble ferric pyrophosphate. **dialyzed i.** [L. *fer'rum dialysa'tum*], an aqueous solution of ferric oxychlorid prepared by dialysis. Dose, 5–15 min. (0.33–1 c.c.). **i. glycerophosphate,** a salt, $(CH_2OH.CHOH.CHO.PO_3)_3Fe_2$, in yellow plates or in a greenish-gray powder; a nerve tonic. Dose, 2–5 gr. (0.1–0.3 gm.). **i. hydroxid** [L. *fer'ri hy'droxidum*], the hydrated oxid of iron, $Fe(OH)_3$, a reddish-brown substance, used as an antidote in poisoning by arsenous acid, in tablespoonful doses, often repeated. *i. hydroxid with magnesium oxid* is used as an antidote in arsenic poisoning in doses of 4 fl.oz. (120 c.c.). **i. hypophosphite** [L. *fer'ri hypophos'phis*], dihydric ferric hypophosphite, $Fe(H_2PO_2)_3$: a white or grayish salt. Dose, 5–10 gr. (0.33–0.66 gm.); of syrup, 1–2 fl.dr. (4–8 c.c.). **i. iodate,** ferric iodate, $Fe_2O_3.2I_2O_5.8H_2O$: said to be tasteless and not to injure the teeth. Dose, 2–5 gr. (0.13–0.32 gm.). **i. iodid,** ferrous iodid, FeI_2, in clear, greenish, deliquescent, tabular crystals: it is especially useful in scrofulous conditions. Dose, 1–5 gr. (0.06–0.33 gm.), of saccharated iodid, 5–10 gr. (0.33–0.66 gm.); of syrup, 5–30 min. (0.33–2 c.c.). **i. iodobehenate,** an amorphous, reddish-brown powder, useful in scrofula, chlorosis, rachitis, etc. **i. lactate** [L. *fer'ri lac'tas*], ferrous lactate, $Fe(C_3H_5O_3)_2 \cdot 3H_2O$, a salt in minute, whitish-green crystals. Dose, 1–5 gr. (0.06–0.33 gm.). **i. magnesium sulphate,** a greenish-white powder, $FeSO_4.MgSO_4 + 7H_2O$· used in anemia. Dose, 8 gr. (0.5 gm.) **"masked" i.,** iron occurring in the form of a complex ion. **i. nucleo-albuminate,** caseinated iron; a tasteless preparation of casein and iron. **i. oleate,** a waxy solid; astringent and tonic. **i. oxalate,** ferrous oxalate. $FeC_2O_4+H_2O$; a yellowish, crystalline powder. Dose, 1–2 gr. (0.066–0.13 gm.). **i. phosphate** [L. *fer'ri phos'phas*], ferrosoferric phosphate; the salt is a compound of ferric and ferrous phosphates, $Fe_2 2PO_4$, $FePO_4+12H_2O$. Dose, 5–10 gr. (0.33–0.66 gm.). **i. phosphate, soluble** [L. *fer'ri phos'phas solu'bilis*], sodioferric citrophosphate, $FePO_4Na_2H = C_6H_5O_6+H_2O$. Dose, 5–10 gr. (0.3–0.6 gm.). **pulverized i.** [L. *fer'rum pulvera'tum*], metallic iron mechanically powdered. Dose, 1–5 gr. (0.06–0.3 gm.). **i. pyrophosphate** [L. *fer'ri pyrophos'phas*], ferric pyrophosphate, $Fe_4(P_2O_7)_3$. The soluble and official salt (*fer'ri pyrophos'phas solu'bilis*) is a double citropyrophosphate of iron and sodium. Dose, 1–5 gr. (0.06–0.33 gm.). **Quevenne's i.,** reduced iron. **reduced i.** [L. *fer'rum reduc'tum*], finely powdered metallic iron obtained by precipitation with hydrogen from a solution of the oxid or carbonate. Dose, 1–5 gr. (0.06–0.33 gm.). **i. subcarbonate** [L. *fer'ri subcar'bonas*], an amorphous, brownish powder, consisting mainly of iron hydroxid. Dose, 5–30 gr. (0.33–2 gm.). **i. subsulphate** [L. *fer'ri subsul'phas*], basic ferric sulphate, or Monsel's salt, $Fe_4O(SO_4)_5$: in reddish-brown, transparent scales or in an amorphous mass; a powerful styptic. **i. succinate,** ferrous succinate, a green-gray substance: said to be useful in cholelithiasis. Dose, 5 gr. (0.33 gm.). Various ferric succinates are also prepared. **i. sulphate** [L. *fer'ri sul'phas*], ferrous sulphate, $FeSO_4+7H_2O$: an astringent tonic; used also as a deodorizer and disinfectant. Dose, 1–5 gr. (0.066–0.33 gm.); of dried sulphate (*fer'ri sul'phas exsicca'tus*), ½–3 gr. (0.03–0.19 gm.); of granulated sulphate, 3 gr. (0.19 gm.). **i. tannate,** a salt in crimson scales or plates. Dose, 8–30 gr. (0.52–2 gm.). **i. valerianate** [L. *fer'ri valeria'nas*], a dark-red, amorphous powder, $Fe_2(C_5H_9O_2)_6$: tonic and sedative. Dose, 1–2 gr. (0.066–0.2 gm.). **i. vitellinate,** a therapeutic preparation of egg-yolk and iron. See *oviferrin*.

irone (i'rōn). The volatile oil, $(CH_3)_2C_6H_6(CH_3)$-CH:CH.CO.CH_3, characteristic of orris oil which gives it the odor of violets.

irotomy (i-rot'o-me). Same as *iridotomy*.

irradiate (ir-ra'de-āt). To treat with *x*-rays or other form of radio-activity.

irradiation (ir"a-de-a'shun) [L. *in* into + *radia're* to shine]. 1. A phenomenon in which, owing to the difference in the illumination of the field of vision, objects appear to be much larger than they really are. 2. Treatment by *x*-rays or other form of radio-activity. 3. The dispersion of a nervous impulse beyond the normal path of conduction.

irreducible (ir-e-du'si-bl). Not susceptible of being reduced.

irregular (ir-eg'u-lar) [L. *in* not + *reg'ula* rule]. Not in conformity with the rule of nature; not recurring at regular intervals.

irregularity of pulse. See *arhythmia*.

irreinoculability (ir"e-in-ok"u-la-bil'it-e). Immunity due to the effects of a previous inoculation.

irrespirable (ir-es'pir-ab-l). That cannot be breathed with safety.

irresuscitable (ir-es-us'it-a-bl). Beyond the possibility of being revived.

irrigate (ir'ig-āt). To wash out.

irrigation (ir-ig-a'shun) [L. *irriga'tio; in* into + *riga're* to carry water]. Washing by a stream of water or other lotion. **continuous i.,** the steady maintenance of a stream of water over an inflamed surface. **mediate i.,** the passing of a stream of hot or cold water through a flexible tube coiled around a part.

irrigator (ir'ig-a-tor) [L. "waterer"]. An apparatus for performing irrigation.

irrigoradioscopy (ir"ig-o-ra-de-os'ko-pe). Radioscopy of the intestines following the injection of a suspension of bismuth.

irritability (ir"it-ab-il'it-e) [L. *irritabil'itas*, from *irrita're* to tease]. 1. The quality of being irritable or of responding to stimuli. 2. Abnormal responsiveness to slight stimuli. **i. of the bladder,** a condition in which the presence of a small amount of urine in the bladder produces a desire to urinate. **chemic i.,** responsiveness to a stimulus that acts by producing a chemic change in the tissues. **electric i.,** the response of a nerve or muscle to the stimulus of an electric current passed through it. **faradic i.,** muscular responsiveness to faradic currents. **galvanic i.,** a condition in which a galvanic current will cause a muscular response. **mechanic i.,** responsiveness to a mechanic stimulus. **muscular i.,** the normal contractile quality of muscular tissue. **myotatic i.,** the power of a muscle to contract in response to stretching. **nervous i.** 1. The ability of a nerve to transmit impulses. 2. Morbid excitability of the nervous system. **specific i.** See *law of specific irritability*. **i. of the stomach,** a condition of the stomach in which vomiting is caused by normal amounts of digestible food.

irritable (ir'it-a-bl) [L. *irritab'ilis; irrita're* to tease]. 1. Capable of reacting to a stimulus. 2. Abnormally sensitive to a stimulus.

irritant (ir'it-ant) [L. *ir'ritans*] 1. Giving rise to irritation. 2. An agent that irritates.

irritation (ir-it-a'shun) [L. *irrita'tio*]. 1. The act of stimulating. 2. A state of overexcitation and undue sensitiveness. **cerebral i.,** the second stage of brain concussion. **direct i.,** irritation due to direct stimulation of a part. **functional i.,** that which is attended with functional derangement without organic lesion; also overexcitability due to excessive functional activity. **spinal i.,** any condition of functional derangement and nervous irritability accompanied by tenderness along the spinal column.

irritative (ir'it-a-tiv). Dependent on or caused by irritation.

irrumation (ir-u-ma'shun) [L. *irruma're* to give suck]. Introduction of the penis into the mouth of another person.

isacen (i'sas-en). Diacetyldioxyphenylisatin, a white crystalline powder: used as a laxative and purgative. Dose, 5–20 mgm.

Isambert's disease (e-zohn-berz') [Emile *Isambert*, French physician, 1828–1876]. See under *disease*.

isapiol (is-a'pe-ol). An artificial form of apiol, used in anemic headache.

isapogen (i-sap'o-jen). A proprietary liquid containing 6 per cent. iodin and 6 per cent. camphor: used in rheumatic, tuberculous, and syphilitic conditions by inunction.

isarol (i'sa-rol). A dark brown, sticky fluid. It has the antizymotic and astringent properties of ichthyol. Called also *ichthyodin*.

isatin (i'sat-in). A crystalline compound, $C_8H_5NO_2$, formed by the oxidation of indigo.

isatophan (i-sat'o-fan). A proprietary yellow crystalline powder, $CH_3O.C_7H_4N.C_6H_5.COOH$, a methoxy derivative of atophan: used like atophan.

isatropylcocain (i-sat-ro-pil-ko'ka-in). An alkaloid, $C_{19}H_{22}NO_4$, from coca leaves.

ischemia, ischæmia (is-ke'me-ah) [Gr. *ἴσχειν* to hold back + *αἷμα* blood]. Local and temporary deficiency of blood, chiefly due to the contraction of a blood-vessel. **i. cor'dis intermit'tens**, an anginoid condition, marked by a feeling of pain behind the sternum coming or during exercise, and due to an insufficient supply of blood to the heart **i. ret'inæ**, anemia of the retina (Graefe).

ischemic (is-kem'ik). Pertaining to or affected with ischemia.

ischesis (is-ke'sis) [Gr. *ἴσχειν* to hold]. Retention or suppression of a discharge.

ischia (is'ke-ah). Plural of *ischium*.

ischiac, ischiadic (is'ke-ak, is-ke-ad'ik). Same as *ischiatic*.

ischiadelphus (is''ke-ad-el'fus) [Gr. *ἰσχίον* hip + *ἀδελφός* brother]. Ischiodidymus.

ischialgia (is-ke-al'je-ah) [Gr. *ἰσχίον* hip + *ἄλγος* pain]. Neuralgia of the hip; sciatica.

ischias (is'ke-as). Ischialgia.

ischiatic (is-ke-at'ik) [L. *ischiat'icus*]. Pertaining to the ischium or to the haunch.

ischiatitis (is''ke-at-i'tis). Inflammation of the ischiatic nerve.

ischidrosis (is-kid-ro'sis) [Gr. *ἴσχειν* to check + *ἱδρωσις* sweat]. Suppression of the secretion of sweat.

ischio-anal (is''ke-o-a'nal) [Gr. *ἰσχίον* hip + *anus*]. Pertaining to the ischium and anus

ischiobulbar (is''ke-o-bul'bar) [Gr. *ἰσχίον* hip + L. *bul'bus* bulb]. Pertaining to the ischium and the bulb of the urethra.

ischiocapsular (is''ke-o-kap'su-lar) [Gr. *ἰσχίον* hip + L. *cap'sula* capsule]. Pertaining to the ischium and the capsular ligament of the hip-joint.

ischiocavernosus (is''ke-o-kav-er-no'sus) [Gr. *ἰσχίον* hip + L. *caverno'sus* cavernous]. The erector penis muscle.

ischiocele (is'ke-o-sēl) [Gr. *ἰσχίον* hip + *κήλη* hernia]. Hernia through the sacrosciatic notch.

ischiococcygeal (is''ke-o-kok-sij'e-al). Pertaining to the ischium and coccyx.

ischiococcygeus (is''ke-o-kok-sij'e-us) [Gr. *ἰσχίον* hip + *κόκκυξ* coccyx]. 1. The coccygeus muscle. 2 The posterior part of the levator ani.

ischiodidymus (is''ke-o-did'im-us) [Gr. *ἰσχίον* hip + *δίδυμος* twin]. A twin monster united at the hips.

ischiodymia (is''ke-o-dim'e-ah) [Gr. *ἰσχίον* hip + *δίδυμος* twin]. The union of twin monsters by the bones of the ischium.

ischiofemoral (is''ke-o-fem'or-al) [Gr. *ἰσχίον* hip + L. *fe'mur* thigh]. Pertaining to the ischium and femur.

ischiofibular (is''ke-o-fib'u-lar). Pertaining to the ischium and the fibula.

ischiohebotomy (is''ke-o-he-bot'o-me) [Gr. *ἰσχίον* hip + *ἥβη* pubes + *τομή* cut]. The operation of dividing the ischiopubic ramus and the ascending ramus of the pubes.

ischiomenia (is''ke-o-me'ne-ah) [Gr. *ἴσχειν* to check + *μῆνες* menses]. Suppression of the menstrual flow.

ischioneuralgia (is''ke-o-nu-ral'je-ah) [*ischium* + *neuralgia*]. Neuralgia of the hip; sciatica.

ischiopagia, ischiopagy (is''ke-o-pa'je-ah, is-ke-op'aj-e). Monstrosity or teratism of the kind exhibited by the ischiopagus.

ischiopagus (is-ke-op'ag-us) [Gr. *ἰσχίον* hip + *πάγος* fixation]. A monster with two heads and with the bodies united at the hips.

ischioperineal (is''ke-o-per-in-e'al). Pertaining to the ischium and perineum.

ischiopubic (is''ke-o-pu'bik). Pertaining to the ischium and pubes.

ischiopubiotomy (is''ke-o-pu-be-ot'o-me). Obstetric division of the ischiopubic and horizontal branches of the os pubis.

ischiorectal (is''ke-o-rek'tal). Pertaining to the ischium and rectum.

ischiosacral (is''ke-o-sa'kral). Pertaining to the ischium and sacrum.

ischiovaginal (is''ke-o-vaj'in-al). Pertaining to the ischium and vagina.

ischiovertebral (is''ke-o-ver'te-bral). Pertaining to the ischium and the vertebral column.

ischium (is'ke-um), pl. *is'chia* [L.; Gr. *ἰσχίον* hip]. The lower dorsal part of the innominate bone.

ischochymia (is-ko-kim'e-ah) [Gr. *ἴσχειν* to suppress + *χύμος* chyme]. Suppression of gastric digestion; Einhorn's term for dilatation of the stomach, so called because stagnation of the food is the essential symptom of the disease.

ischogalactic (is''ko-gal-ak'tik) [Gr. *ἴσχειν* to suppress + *γάλα* milk]. Suppressing the secretion of milk; also an agent so acting.

ischomenia (is-ko-me'ne-ah) [Gr. *ἴσχειν* to suppress + *μῆνες* menses]. Suppression of the menses.

ischuretic (is-ku-ret'ik) [Gr. *ἴσχειν* to check + *οὖρον* urine] Pertaining to ischuria.

ischuria (is-ku're-ah) [Gr. *ἴσχειν* to check + *οὖρον* urine]. Suppression or retention of the urine. **i. paradox'a**, a condition in which the bladder is overdistended with urine, although the patient continues to urinate.

Ishihara's test (is-e-hah'rahz). See under *tests*.

isinglass (i'sin-glas). See *ichthyocolla*. **Japanese i.**, agar-agar.

island (i'land). An isolated part or structure. **blood-i.** See *blood-island*. **i's of Langerhans**, irregular structures in the pancreas composed of cells smaller than the ordinary secreting cells. These masses of cells are thought to produce an internal secretion which is connected with the metabolism of carbohydrates, and their degeneration is supposed to be one of the causes of diabetes. **olfactory i's**, masses of distorted pyramidal cells in the gray matter of the olfactory portion of the brain. **Pander's i's**, reddish-yellow areas of corpuscular matter in the splanchnopleure of the embryo. **i. of Reil**, the insula: a group of small cerebral convolutions (gyri operti) in the fissure of Sylvius, covered by the operculum. Called also *lobus centralis*.

islet (i'let). A cluster of cells or an isolated piece of tissue. **Colleja's i's**, masses of pyramidal and stellate cells in the cortex of the gyrus hippocampi.

iso-agglutination (i"so-ag-lu-tin-a'shun). Agglutination by means of iso-agglutinins.

iso-agglutinin (i"so-ag-lu'tin-in). An agglutinin which is capable of agglutinating the red corpuscles of other individuals of the same species as that in which it is developed. An iso-agglutinin is formed in the blood of an animal by the injection of blood of another animal of the same species, or it may occur spontaneously, especially in man. See *blood typing*, under *typing*.

iso-amylamin (i"so-am-il-am'in). A liquid ptomain, $(CH_3)_2CH.CH_2CH_2NH_2$, obtainable from stale yeast, cod-liver oil, and other sources, especially the distillation of horn with potassium hydroxid. Leucin by the loss of CO_2 becomes iso-amylamin.

iso-amylen (i-so-am'il-en). See *pental*.

iso-apiol (i-so-a'pe-ol). Same as *isapiol*.

isobares (i'so-bārz) [Gr. ἴσος equal + βάρος weight] Two or more chemical isotopic species which have the same atomic weight. They may have the same atomic number and chemical properties or they may be entirely different. See the table.

TABLE OF ISOBARES.

Atomic Number.	Name of Element.	Atomic Weight.
40	Argon	18
40	Calcium	20
70	Zinc	30
70	Germanium	32
74	Germanium	32
74	Selenium	34
78	Selenium	34
78	Krypton	36
80	Selenium	34
80	Krypton	36
82	Selenium	34
82	Krypton	36
86	Krypton	36
86	Strontium	38
116	Cadmium	48
116	Tin	50
128	Tellurium	52
128	Xenon	54
130	Tellurium	52
130	Xenon	54
142	Cerium	58
142	Neodymium	60
206	Actinium C''	81
206	Actinium D (lead)	82
206	Radium G (lead)	82
208	Thorium C''	81
208	Thorium D (lead)	82
210	Radium C''	81
210	Actinium B	82
210	Radium D	82
210	Actinium C	83
210	Radium E	83
210	Radium F	84
210	Actinium C'	84
212	Thorium B	82
212	Thorium C	83
212	Thorium C'	84
214	Radium B	82
214	Radium C	83
214	Radium C'	84
214	Actinium A	84
218	Radium A	84
218	Actinon	86
222	Radon	86
222	Actinium X	88
226	Radium	88
226	Actinium	89
226	Radioactinium	90
228	Mesothorium I	88
228	Mesothorium II	89
228	Radiothorium	90
230	Ionium	90
230	Uranium Y	90
230	Protoactinium	91
234	Uranium X_1	90
234	Uranium X_2	91
234	Uranium Z	91
234	Uranium II.	92

isobody (i'so-bod-e). An antibody which is active for tissues of other animals of the same species as the animal from which it is derived.

isobolism (i-sob'o-lizm) [Gr. ἴσος equal + βάλλειν to throw]. The tendency of motor nerve-fibers to undergo maximal excitation on stimulation (Gotch, 1902; Verworn, 1912)

isocain (i'so-kān). Para-aminobenzoyl diisopropyl amino-ethanol hydrochlorid, a local anesthetic closely related to procain, but twice as toxic used for surface anesthetization of unbroken mucosa.

isocellular (i-so-sel'u-lar) [Gr ἴσος equal + L. *cel'lula* cell] Made up of equal and similar cells.

isocetylhydrocuprein (i"so-se"til-hi-dro-ku-pre'-in) See *vuzin*.

isocholesterin (i"so-ko-les'ter-in). An isomeric form of cholesterin found in lanolin Same as *phrenosterol*.

isochromatic (i"so-kro-mat'ik) [Gr. ἴσος equal + χρῶμα color]. Of the same color throughout.

isochromatophil, isochromatophile (i"so-kro-mat'o-fil) [Gr. ἴσος equal + χρῶμα color + φιλεῖν to love]. Staining equally with the same dye.

isochronal, isochronic (i-sok'ron-al, i-so-kron'-ik). Isochronous.

isochronous (i-sok'ron-us) [Gr ἴσος equal + χρόνος time]. Performed in equal times said of vibrations of one thing that take place at the same time and continue as long as those in another.

isochroous (i-sok'ro-us) [Gr. ἴσος equal + χρόα color]. Isochromatic

isococain (i"so-ko-ka'in). A patented artificial alkaloid, a local anesthetic, more speedy in its action than cocain, but not suited for use in eye treatment.

isocolloid (i-so-kol'oid). A colloid having the same composition in both phases—the disperse phase and the dispersion medium

isocomplement (i-so-kom'ple-ment). A complement from the same individual, or one of the same species, which furnishes the amboceptor.

isocomplementophilic (i"so-kom-ple-men-to-fil'-ik) Having affinity for isocomplements

isocoria (i-so-ko're-ah) [Gr. ἴσος equal + κόρη pupil]. Equality in size of the two pupils.

isocreatinin (i"so-kre-at'in-in). A base similar to creatinin found in the muscle of fish

isocyanid (i-so-si'an-id). One of a class of organic cyanids characterized by their disagreeable odor and formed by heating silver cyanid with alkyl iodids. Called also *carbylamin*.

isocyclic (i-so-sik'lik) [Gr ἴσος equal + κύκλος circle]. A term for a closed chain compound in which all the atoms are of the same element; called also *carbocyclic*.

isocytolysin (i"so-si-tol'is-in) [Gr. ἴσος equal + *cytolysin*]. A cytolysin which acts on the cells of animals of the same species as that from which it is derived.

isocytotoxin (i"so-si-to-tok'sin). A cytotoxin which destroys homologous cells of the same species.

isodactylism (i-so-dak'til-izm) [Gr. ἴσος equal + δάκτυλος finger] A hand with fingers of relatively even length.

isodiametric (i"so-di-am-et'rik) [Gr. ἴσος equal + διά through + μέτρον measure]. Having equal diameters or a uniform diameter.

isodispersoid (i"so-dis-per'soid). Same as *isocolloid.*

isodulcite (i-so-dul'sit). Rhamnose.

isodynamic (i"so-di-nam'ik) [Gr. *ἴσος* equal + *δύναμις* power]. Generating equal amounts of force in heat units.

isodynamogenic (i"so-di-nam-o-jen'ik) [Gr. *ἴσος* equal + *δύναμις* power + *-γεν* to produce]. Producing equal nerve force.

iso-electric (i"so-e-lek'trik) [Gr. *ἴσος* equal + *electric*]. Uniformly electric throughout, or having the same electric potential, and therefore giving off no current. **i. point.** See under *point.*

iso-energetic (i"so-en-er-jet'ik). Exhibiting equal energy.

isoeugenol (i-so-u'je-nol). A propenyl derivative of guaiacol, $CH_3CH\ CH\ C_6H_3(OCH_3)OH$, obtained from nutmeg oil

isoform (i'so-form). A white, antiseptic powder, para-iodo-anisol, $CH_3O.C_6H_4IO_2$, because of its explosive properties it is marketed mixed with equal parts of calcium phosphate or glycerin.

isogame (i-sog'am-e) [Gr. *ἴσος* equal + *γάμος* marriage] Sexual conjugation in protozoa, in which the gametes are similar and equal in all respects.

isogamete (i-so-gam'ēt) [See *isogame*]. A gamete of the same size as the gamete with which it unites.

isogamous (i-sog'am-us) [see *isogame*]. Having the conjugating parts equal.

isogamy (i-sog'am-e). Isogame.

isogenesis (i-so-jen'es-is) [Gr. *ἴσος* equal + *γένεσις* production]. Similarity in the processes of development.

isograft (i'so-graft) A graft taken from a person other than the patient.

isohemagglutinin (i"so-hem-ag-lu'tin-in). See under *hemagglutinin.*

isohemolysin (i"so-he-mol'is-in) [Gr. *ἴσος* equal + *hemolysin*]. A hemolysin which acts on the blood of animals of the same species as that from which it is derived.

isohemolysis (i"so-he-mol'is-is). Hemolysis of the blood-corpuscles of an animal by the serum from another animal of the same species.

isohypercytosis (i"so-hi-per-si-to'sis) [Gr. *ἴσος* equal + *ὑπέρ* over + *κύτος* cell]. Increase in the number of leukocytes, with normal proportion of neutrophil cells.

isohypocytosis (i"so-hi-po-si-to'sis) [Gr. *ἴσος* equal + *ὑπό* under + *κύτος* cell]. Decrease in the number of leukocytes, with normal proportion of neutrophil cells.

iso-ionia (i"so-i-o'ne-ah). Constancy of the ionic concentration of a solution

isokreatinin (i"so-kre-at'in-in). A ptomain from decaying fish, crystallizable in a yellow powder, $C_4H_7N_3O$: isomeric with kreatinin.

isolactose (i-so-lak'tōs). A disaccharid formed from lactose by the action of an enzyme.

isolate (i'so-lāt). To separate from other persons, materials, or objects.

isolation (i-so-la'shun). The separation from others of persons having a contagious disease.

isoleucin (i-so-lu'sin). An amino-acid, ethyl-methyl-alpha-amino-propionic acid, $CH_3(C_2H_5).CH(NH_2)COOH$, isolated as a decomposition product of fibrin and other proteins by F. Ehrlich (1903).

isolophobia (i"so-lo-fo'be-ah) [*isolation* + Gr. *φόβος* fear]. Abnormal dread of being alone.

isolysin (i-sol'is-in) [Gr. *ἴσος* equal + *lysin*]. See *hemolysin.*

isolysis (i-sol'is-is). Hemolysis caused by an isolysin.

isolytic (i-sol-it'ik). Pertaining to or caused by an isolysin or by isolysis.

isomaltose (i-so-mawl'tōs). An isomeric form of maltose formed by treating glucose with strong acids or by the action of maltase on glucose.

isomastigote (i-so-mas'tig-ōt) [Gr. *ἴσος* equal + *μάστιξ* lash]. Having two equal and similar flagella at the anterior pole.

isomer (i'so-mer) [Gr. *ἴσος* equal + *μέρος* part]. Any one of a number or set of isomeric substances.

isomeric (i-so-mer'ik) [Gr. *ἴσος* equal + *μέρος* part]. Having the same number of atoms, but differing in the order in which the atoms are arranged in the molecule said of chemical substances. When the substances have the same percentage of composition and the same molecular weights they are said to be *metameric;* when they have the same percentage of composition but different molecular weights, they are called *polymeric.*

isomerid (i-som'er-id). Same as *isomer.*

isomerism (i-som'er-izm) [Gr. *ἴσος* equal + *μέρος* part]. The property of being isomeric. **nucleus i.**, isomerism between bodies which appear to differ only in the mode of connection of their carbon nuclei. **physical i.**, the isomerism of bodies which are chemically identical but physically different. **place-i.**, isomerism in which two or more chemically isomeric bodies appear to differ only in the arrangement of the atoms attached to their nuclei. **stereochemic i.**, isomerism in which the atoms are the same and are connected in the same way, but are arranged differently in the molecule.

isomerous (i-som'er-us). Isomeric.

isometric (i-so-met'rik) [Gr. *ἴσος* equal + *μέτρον* measure]. 1. Of equal dimensions. 2. Not isotonic

isometropia (i"so-met-ro'pe-ah) [Gr. *ἴσος* equal + *μέτρον* measure + *ὤψ* eye] Equality in the refraction of the two eyes.

isomicrogamete (i-so-mi-kro-gam'ēt) [Gr. *ἴσος* equal + *microgamete*]. A protozoan sexual cell or gamete of a small size, but equal in size to the gamete with which it conjugates.

isomorphic (i-so-mor'fik). Isomorphous.

isomorphism (i-so-mor'fizm) [Gr. *ἴσος* equal + *μορφή* form]. The quality of being isomorphous.

isomorphous (i-so-mor'fus) [Gr. *ἴσος* equal + *μορφή* form]. Having the same form.

isomuscarin (i-so-mus'kar-in). A basic substance formed by oxidizing cholin. It is isomeric with muscarin, but has different physiologic properties.

isonaphthol (i-so-naf'thol). A crystalline antiseptic derived from naphthalene isomeric with naphthol.

isonephrotoxin (i"so-nef-ro-tok'sin) [Gr. *ἴσος* equal + *nephrotoxin*]. A nephrotoxin which acts on cells of the animals of the same species from which it is derived.

isonitroso-antipyrin (i"so-ni-tro"so-an-te-pi'rin). A diuretic and antipyretic compound, $C_{11}H_{11}N_3O_2$.

isonormocytosis (i"so-nor-mo-si-to'sis) [Gr. *ἴσος* equal + *normocyte*]. The condition in which the leukocytes of the blood are normal, both in actual number and in the relative proportion of the various sorts. Called also *dinormocytosis* and *normonormocytosis.*

isopathy (i-sop'ath-e) [Gr *ἴσος* equal + *πάθος* illness] Treatment by administering either a part of the organ or tissue affected (J. F. Hermann, 1848) or the virus that causes the disease.

isopelletierin (i"so-pel-e-ti'e-rin). A liquid alkaloid, $C_9H_{15}NO$, from the root-bark of pomegranate: its tannate and sulphate are used against tapeworms. Dose, 10–20 min. (0.666–1.333 c.c.); of sulphate, 3–6 gr. (0.2–0.4 gm.); of tannate, 12–24 gr. (0.78–1.56 gm.).

isopepsin (i-so-pep'sin). Pepsin modified by heat.

isophagy (i-sof'aj-e) [Gr. *ἴσος* the same + *φάγειν* to eat]. Autolysis.

isophan (i'so-fan) [Gr. ἴσος equal + φαν- to show]. A hybrid which looks like other hybrids, but yet has a different germinal constitution.

isophoria (i-so-fo're-ah) [Gr. ἴσος equal + φόρος bearing]. Equality in the tension of the vertical muscles of each eye; absence of hyperphoria and of hypophoria.

isopia (i-so'pe-ah) [Gr. ἴσος equal + ὤψ vision]. Equality of vision in the two eyes.

isoplastic (i-so-plas'tik) [Gr. ἴσος equal + *plastic*]. Taken from another animal of the same species: said of transplantation.

isopral (i'so-pral). Trichlorisopropyl alcohol, $CCl_3CHOH.CH_3$, a white, crystalline substance, soluble in ether, alcohol, and water. It is used as a hypnotic like chloral hydrate.

isoprecipitin (i"so-pre-sip'it-in). A precipitin which is active against the serum of animals of the same species as the animal from which it is derived.

isoprene (i'so-prēn). A hydrocarbon, CH_2 CH C-(CH_3) CH_2, formed in the dry distillation of rubber.

isopropyl (i-so-pro'pil). The univalent radical, $(CH_3)_2CH$.

isopropylaminoacetic acid. See *valin*.

isopters (i-sop'terz) [Gr. ἴσος equal + ὁπτήρ observer]. The curves in the field of vision that denote equality of visual acuity (Hirschberg).

isorubin (i-so-ru'bin). New fuchsin.

isoscope (i'so-skōp) [Gr. ἴσος equal + σκοπεῖν to view]. An apparatus for observing the changes of position of the horizontal and vertical lines in the movements of the eyeball.

isoserin (i-so-se'rin). A compound, CH_2NH_2.-CHOH COOH, isomeric with serin.

isoserotherapy (i"so-se-ro-ther'pa-e). Treatment by use of an isoserum.

isoserum (i-so-se'rum) [Gr. ἴσος equal + *serum*]. A serum obtained from a person who has had the same disease as the patient who is being treated.

isosmotic (i-sos-mot'ik) [Gr. ἴσος equal + *osmotic*]. Having the same osmotic pressure. See *isosmotic solution*, under *solution*.

Isospora (i-sos'po-rah) [Gr. ἴσος equal + σπόρα spore]. A genus of coccidia characterized by the presence of two tetrazoic spores in the oöcyst **I. bigem'ina**, a form found in dogs and cats **I. hom'inis**, a non-pathogenic coccidian sometimes temporarily present in the small intestine of man. Called also *Coccidium bigeminum, C. hominis, C. perforans, Cytospermium hominis, Eimeria stiedæ, Isospora bigemina*.

isospore (i'so-spōr) [Gr. ἴσος equal + σπόρος seed]. A non-sexual spore that develops directly into an adult without conjugation. See *anisospore*.

isotamieutic (i"so-tam-e-u'tik) [Gr. ἴσος equal + ταμιευειν to save]. Sparing equally.

isotherapy (i-so-ther'ap-e) [Gr. ἴσος equal + θεραπεία treatment]. Same as *isopathy*.

isothermal (i-so-ther'mal) [Gr. ἴσος equal + θέρμη heat]. Having the same temperature.

isothiocyanate (i-so-thi-o-si'an-āt). A salt of isothiocyanic acid. **acrynyl-i.**, a compound, C_7H_7-O.NCS, found in white mustard. **allyl i.**, a compound, C_3H_5.NCS, found in oil of mustard. **butyl i.**, a compound, $CH_3.CH_2(CH_3)NCS$, found in horseradish. **phenyl-ethyl i.**, a compound, $CH_3.CH_2(C_6H_5)NCS$, found in oil of mignonette.

isothymol (i-so-thi'mol). Carvacrol.

isotonia (i-so-to'ne-ah) [Gr. ἴσος equal + τόνος tone]. 1. The normal resistance of parts of elements to stimuli or other influences. 2. Equality in tension between two elements of a solution or between two solutions.

isotonic (i-so-ton'ik) [Gr. ἴσος equal + τόνος tone]. Having a uniform tonicity or tension. **i. solutions** are those which have the same osmotic pressure.

isotonicity (i"so-to-nis'it-e). The quality of being isotonic.

isotopes (i'so-tōps) [Gr. ἴσος equal + τόπος place]. Two or more chemical elements which have the same atomic number, the same nuclear charge, the same number and arrangement of orbital electrons, and identical chemical properties, but which differ in atomic weight or in the structure of the nucleus.

TABLE OF ISOTOPES.

Atomic Number.	Name of Element	Atomic Weight
3	Lithium	6
3	Lithium	7
5	Boron	10
5	Boron	11
10	Neon	20
10	Neon	22
12	Magnesium	24
12	Magnesium	25
12	Magnesium	26
14	Silicon	28
14	Silicon	29
14	Silicon	30
16	Sulphur	32
16	Sulphur	33
16	Sulphur	34
17	Chlorin	35
17	Chlorin	37
18	Argon	36
18	Argon	40
19	Potassium	39
19	Potassium	41
20	Calcium	40
20	Calcium	44
26	Iron	54
26	Iron	56
28	Nickel	58
28	Nickel	60
29	Copper	63
29	Copper	65
30	Zinc	64
30	Zinc	66
30	Zinc	68
30	Zinc	70
31	Gallium	69
31	Gallium	71
32	Germanium	70
32	Germanium	72
32	Germanium	74
34	Selenium	74
34	Selenium	76
34	Selenium	77
34	Selenium	78
34	Selenium	80
34	Selenium	82
35	Bromin	79
35	Bromin	81
36	Krypton	78
36	Krypton	80
36	Krypton	82
36	Krypton	83
36	Krypton	84
36	Krypton	86
37	Rubidium	85
37	Rubidium	87
38	Strontium	86
38	Strontium	88
40	Zirconium	90
40	Zirocnium	92
40	Zirconium	94
47	Silver	107
47	Silver	109
48	Cadmium	110
48	Cadmium	111
48	Cadmium	112
48	Cadmium	113
48	Cadmium	114
48	Cadmium	116

Atomic Number.	Name of Element.	Atomic Weight.
49	Tin	116
49	Tin	117
49	Tin	118
49	Tin	119
49	Tin	120
49	Tin	122
49	Tin	124
51	Antimony	121
51	Antimony	123
52	Tellurium	126
52	Tellurium	128
52	Tellurium	130
54	Xenon	128
54	Xenon	129
54	Xenon	130
54	Xenon	131
54	Xenon	132
54	Xenon	134
54	Xenon	136
58	Cerium	140
58	Cerium	142
60	Neodymium	142
60	Neodymium	144
60	Neodymium	146
80	Mercury	198
80	Mercury	199
80	Mercury	200
80	Mercury	201
80	Mercury	202
80	Mercury	204
81	Actinium C″	206
81	Thorium C″	208
81	Radium C″	210
82	Actinium D (lead)	206
82	Radium G (lead)	206
82	Thorium D (lead)	208
82	Actinium B	210
82	Radium D	210
82	Thorium B	212
82	Radium B	214
83	Bismuth	209
83	Actinium C	210
83	Radium E	210
83	Thorium C	212
84	Radium F	210
84	Actinium C′	210
84	Thorium C′	212
84	Actinium A	214
84	Radium C′	214
84	Thorium A	216
84	Radium A	218
86	Actinon	218
86	Thoron	220
86	Radon	222
88	Actinium X	222
88	Thorium X	224
88	Radium	226
88	Mesothorium I	228
89	Actinium	226
89	Mesothorium II	228
90	Radioactinium	226
90	Radiothorium	228
90	Ionium	230
90	Uranium Y	230
90	Thorium	232.15
90	Uranium X_1	234
91	Protoactinium	230
91	Uranium X_2	234
91	Uranium Z	234
92	Uranium II	234
92	Uranium I	238.17

See also *Table of the Radio-active Elements.*

isotoxic (i-so-tok'sik). Same as *isolytic.*

isotoxin (i-so-tok'sin) [Gr. *ἴσος* equal + *toxin*]. A toxin formed in an animal by the inoculation of material from another animal of the same species.

isotransplant (i-so-trans'plant) [Gr. *ἴσος* equal + *transplant*]. A piece of tissue taken from one individual and transplanted into another individual of the same species.

isotransplantation (i″so-trans-plan-ta'shun). The making of an isotransplant.

isotrimorphism (i″so-tri-mor'fizm) [Gr. *ἴσος* equal + *τρεῖς* three + *μορφή* form]. Isomorphism between the three forms of two trimorphous substances.

isotrimorphous (i″so-tri-mor'fus). Having the quality of isotrimorphism.

isotropic, isotropous (i-so-trop'ik, i-sot'ro-pus) [Gr *ἴσος* equal + *τροπή* turn]. Having like properties in all directions, as in a cubic crystal or in an egg without predetermined axis.

isotypical (i-so-tip'ik-al) [Gr. *ἴσος* equal + *typical*]. Of the same type.

isouretin (i-so-u-re'tin). Formamidoxim, NH_2.-CH : NOH, a compound isomeric with urea.

ispaghul (is'pag-ul). A plant of East India, *Plantago ispaghula*. The seeds contain a large amount of mucilage.

issue (is'yu). A suppurating sore made and kept open by inserting an irritant substance. **i.-pea,** a pellet of orris-root, ivy-wood, or other material used in making and maintaining an issue.

istarin (is'tar-in). A substance said to be obtainable from brain tissue.

isthmectomy (is-mek'to-me) [*isthmus* + Gr. *ἐκτομή* excision]. Excision of an isthmus; particularly excision of median goiter by removal of the isthmus of the thyroid gland.

isthmian, isthmic (is'me-an, is'mik). Pertaining to any isthmus, as the isthmus faucium.

isthmitis (is-mi'tis). Inflammation of the isthmus of the fauces.

isthmocholosis (is″mo-ko-lo'sis) [Gr. *ἰσθμός* isthmus + *χολή* bile]. Faucial catarrh with bilious disturbance.

isthmoplegia (is-mo-ple'je-ah) [Gr. *ἰσθμός* isthmus + *πληγή* stroke]. Paralysis of the isthmus faucium.

isthmospasm (is'mo-spazm). Spasm of the isthmus of the fallopian tube

isthmus (isth'mus, ist'mus, is'mus) [Gr. *ἰσθμός*]. A narrow strip of tissue or a narrow passage connecting two larger parts, especially a narrow segment of the brain forming the plane of separation between the rhombencephalon and the cerebrum. Called also *rhombocephalic i.* **aortic i.,** i. **aor'tæ** [B N A], a narrow part of the aorta, seen especially in the fetus, at the point where the ductus arteriosus is attached. **i. cartilag'inis au'ris** [B N A], a bridge of cartilage connecting the cartilage of the external auditory meatus with the main part of the cartilage of the auricle. **i. of the eustachian tube,** the narrowest part of the eustachian tube. **i. fau'cium** [B N A], the passage between the mouth and the fauces. **Guyon's i.,** a prolongation and narrowing of the internal os uteri. **i. gy'ri fornica'ti** [B N A], the narrow convolution joining the gyrus fornicatus and the uncinate gyrus. **Haller's i.,** the fretum of Haller. **His's i.,** isthmus rhombocephali. **Krönig's i.,** a narrow, ribbon-like area of resonance extending over the shoulder and connecting the larger areas of Kronig in front and behind. **i. of limbic lobe.** Same as *i. gyri fornicati.* **i. prosta'tæ** [B N A], the middle lobe of the prostate. **rhombocephalic i.** See *isthmus.* **i. of the thyroid,** the band or strip of tissue that connects the lobes of the thyroid gland. **i. tu'bæ auditi'væ** [B N A], the narrowest part of the eustachian tube. **i. tu'bæ uteri'ni** [B N A], the narrow part of the fallopian tube where it joins the uterus. **i. u'teri,** Guyon's isthmus.

istizin (is'tiz-in). An orange-yellow crystalline powder, dioxyanthraquinone, used as a purgative.

isuria (i-su're-ah) [Gr. ἴσος equal + οὖρον urine]. Excretion of urine at a uniform rate.

isutan (is'u-tan). Same as *bismutan.*

Italian method (it-al'yan). See under *rhinoplasty.*

Itard's catheter (e-tahrz') [Jean Marie Gaspard *Itard,* French otologist, 1774–1838]. See *catheter.*

Itard-Cholewa sign (e-tar'ko-la'vahz) [*Itard;* Erasmus Rudolph *Cholewa,* German physician, born 1845]. See under *sign*

itate (i'tāt). A substance in milk which oxidizes nitrite to nitrate.

itch (itsh). 1. A skin disorder marked by itching. 2. See *scabies* **bakers' i.**, a skin disease affecting the hands of bakers, and due to the irritation produced by yeast and dough. **barbers' i.** See *tinea sycosis.* **barley i.** See *Pediculoides.* **bath i.**, pruritus due to bathing in cold water. **Bedouin i.**, a vesiculopapular eruption of Algeria, analogous to lichen tropicus. **bricklayers' i.**, eczema in bricklayers caused by the caustic action of lime **chorioptic i.** See *Chorioptes.* **coolie-i.**, an itching disease, of unknown cause, of hot countries, probably uncinariasis. **copra i.**, a dermatitic eruption affecting workers in copra and caused by the presence of an acarus (Tyroglyphus) found in that material. **Cuban i.** See *amaas.* **dew i.** Same as *ground-i.* **dhobie i.**, the name given to tinea cruris in certain tropical countries, where it assumes a form more intensely inflammatory than in temperate climates Cf. *tinea cruris* **filarial i.**, craw-craw. **foot i.**, ground-itch **frost i.** See *pruritus hiemalis* **grain i.**, an urticarial eruption in those who handle grain, caused by *Pediculoides ventricolosus* and *Ditropenotus aureovirdis.* **grocers' i.**, an eczema of the hands peculiar to grocers, and said to be sometimes due to a sugar-mite (*Tyroglyphidæ*) **ground-i.**, the itching eruption caused by the entrance into the skin of the larvæ of uncinaria Called also *foot i., toe i., dew i., mazamorra, panighao,* and *wet-weather i* **lumbermen's i.**, pruritus hiemalis. **Malabar i.**, a skin disease occurring on the Malabar coast, believed to be a variety of tinea trichophytina. **millers' i.** See *Pediculoides* **miners' i.**, ground-itch. **Norway i.**, an itch produced by a species of *Sarcop'tes* parasitic on the wolf **poultryman's i.**, a dermatitis caused by a chicken mite, *Dermanyssus gallinæ.* **prairie i.**, a name for various skin affections marked by pruritus, and seen among farmers, lumbermen, etc, due probably to uncleanliness and the irritation of coarse underclothing. **straw i., straw-bed i.**, a dermatitis accompanied by itching, caused by a mite, *Pediculoi'des ventrico'sus,* which preys on the larvæ of a certain insect which lives on straw. The disease affects persons who sleep on mattresses containing infected straw. Called also *dermatitis schambergi.* **summer i.**, prurigo æstivalis. **swamp i., toe i.**, ground-itch. **tar i.**, a diffuse form of dermatitis seen in persons working with or exposed to tar. **warehousemen's i.**, eczema of the hands affecting those who handle goods in a warehouse. **washerwomen's i.**, psoriasis or eczema on the hands of washerwomen. **water i., wet-weather i.** Same as *ground-i.* See *panighao.* **winter i.**, pruritus hiemalis

itch-disease. See under *disease.*

itching (itsh'ing). Pruritus; a teasing irritation of the skin.

itch-mite (itsh'mīt). A mite of the family Sarcoptidæ, especially *Sarcoptes scabiei.*

itchol (itsh'ol). A proprietary ointment for the relief of itching, containing iodoform, phenol, oil of eucalyptus, etc.

itch-pus. The contents of the itch vesicles from which the homeopathic remedy, psorinum, is prepared.

iter (i'ter) [L.]. A way or tubular passage. **i. ad infundibu'lum,** the passage from the third ventricle to the infundibulum. **i. a ter'tio ad quar'tum ventric'ulum,** the aqueduct of Sylvius. **i. chor'dæ ante'rius,** the opening by which the chorda tympani nerve leaves the tympanum. **i. chor'dæ poste'rius,** the passage by which the chorda tympani nerve enters the tympanum. **i. den'tium,** the passage through which a permanent tooth makes its appearance.

iteral (i'ter-al, it'er-al). Pertaining to an iter.

-ites [Gr. ιτες, a masculine termination agreeing with δδρωψ, dropsy (understood)—*e. g.*, tympanites, the windy dropsy] A termination indicating dropsy of the part to the name of which it is attached.

ithycyphos, ithyokyphosis (ith-is-i'fōs, ith"-e-o-ki-fo'sis) [Gr. ἰθύς straight + κυφός humped]. Backward projection of the spinal column.

ithylordosis (ith"e-lor-do'sis) [Gr. ἰθύς straight + λόρδωσις bending forward]. Lordosis without any lateral curvature.

-itis [Gr. ιτις, a feminine adjectival termination agreeing with νόσος (understood)—*e. g.*, neuritis = ἡ νευριτις νόσος, the disease of the nerves, which soon becomes the inflammatory disease]. A termination denoting inflammation of the part to the name of which it is attached.

itrol (it'rol). Silver citrate, $CO\,OAg.C(OH)\,(CH_2.COOAg)_2$, a light, tasteless powder, slightly soluble in water. It is antiseptic, and is used for gonorrhea, gleet, wounds, and skin diseases, and in mouth-washes, gargles, and ointments, in 1–2 per cent. ointment or 1 4000 solution

itrosyl (it'ro-sil). Concentrated nitrous ether.

ittiolo (it-e-o'lo). A brownish-black syrupy liquid, ammonium sulphoichthyolate, a distillate from the bituminous shales of Siffoni Vallepiana, Italy used like ichthyol.

I. U. Abbreviation for *immunizing unit.*

ivain (i'va-in). A bitter, yellow substance from *Achil'lea moscha'ta.*

ivaol (i'va-ol). A thick, fragrant, oily substance obtained by distillation from *Achil'lea moscha'ta.*

ivory (i'vo-re) [L *e'bur, ebur'neus*]. 1. The bone-like substance of the tusks or teeth of elephants. 2 Dentin. **i. black.** Same as *animal charcoal.*

ivyol (i've-ol) A solution in olive oil of an irritant oil extracted from the leaves of poison ivy, *Rhus toxicodendron:* used internally in ivy poisoning

Ixodes (iks-o'dēz) [Gr ἰξώδης like bird-lime]. A genus of acarids, including cattle-ticks, wood-ticks, and other vermin that become parasitic on man and beasts. **I. hexag'onus** occurs on squirrels in California **I. holocyc'lus,** a species which causes tick paralysis in young stock in New South Wales **I. pilo'sus,** a species which causes tick paralysis in sheep in South Africa. **I. rici'nus,** the European castor-bean tick; so called because of its resemblance to a castor-oil bean. It is parasitic on cattle and transmits *Piroplasma bigeminum.*

ixodiasis (iks-o-di'as-is) Any disease or lesion due to the bite of ticks; tick infection.

ixodic (ik-sod'ik). Caused by ticks.

Ixodidæ (iks-od'id-e). A family of the Acarina. It includes the true ticks which are characterized by the presence of a scutum. It includes the following genera *Amblyomma, Dermacentor, Hemaphysalis, Ixodes, Margaropus,* and *Rhipicephalus.*

ixodin (iks'o-din). A briny extract of wood-ticks. Used intravenously, it diminishes the heart's action and lessens inspiration.

Ixodoidea (iks-o-doi'de-ah). An order of ticks of the class Arachnida, the ticks.

ixomyelitis (ik"so-mi-el-i'tis) [Gr. ἰξύς waist + μυελός marrow + -ιτις inflammation]. Inflammation of the lumbar part of the spinal cord

izal (i'zal). A proprietary disinfectant for external use in ½ to 1 per cent solution. It is an albuminous emulsion of monotonic phenols boiling between 205° and 300° C.

J

J. Symbol for *Joule's equivalent.*

jaba (jah'bah). An Asiatic plant, *Hibis'cus ro'sa sinen'sis:* used in menorrhagia.

jaborandi (jab-o-ran'de) [Brazilian]. The leaflets of the rutaceous shrub, *Pilocar'pus jaboran'di*, a South American plant, and other congeneric species. Jaborandi produces salivation, sweating, increased flow of the secretions, and lowering of temperature and blood-pressure. It is used as a diaphoretic and sialogogue in dropsy and hydrothorax, in the early stages of acute fevers, pneumonia, malarial fever, uremia, etc.; it is also employed as a miotic and to reduce intra-ocular tension. Dose of extract, 2–10 gr. (0.133–0.666 gm), of fluidextract, 30–60 min. (2–4 c.c.); of tincture, 2–4 fl dr. (8–16 c.c.); of infusion, 1–2 fl. oz. (30–60 c c.). See *pilocarpin.* **large leaved j.**, **Pernambuco j.** See *Pilocarpus jaborandi.* **small leaved j.**, *Pilocarpus microphyllus.*

jaboridin (jab-o'rid-in). An alkaloid, $C_{42}H_{32}N_4O_4$, from jaborandi.

jaborin (jab'o-rin). An alkaloid, $C_{11}H_{16}N_2O_5$, from jaborandi: it resembles atropin in its properties.

Jaboulay's button, operation (zhab-oo-lāz') [Mathieu *Jaboulay*, French surgeon, 1860–1913]. See under *button* and *operation.*

Jacaranda (jak-ah-ran'dah). A genus of bignoniaceous trees of tropical America. **J. caro'ba** is used in syphilis, urethritis, skin diseases, and rheumatism. Dose of fluidextract, 16–60 min. (1–4 c c). **J. lancifolia'ta** is used in gonorrhea, etc. Dose of tincture, 15 min. (1 c c), of fluidextract, 16–30 min. (1–2 c.c.).

jacareuba (jak-ah-ra'oo-bah). The *Calophyl'lum brasilien'se*, a medicinal plant of South America.

Jaccoud's fever, sign (zhah-kooz') [Sigismond *Jaccoud*, French physician, 1830–1912] See under *fever* and *sign.*

jacket, plaster-of-Paris (jak'et). A casing of plaster of Paris enveloping the body for the purpose of correcting deformities. **Sayre's j.**, a plaster-of-Paris jacket used as a support for the spinal column. **strait-j.**, a contrivance for restraining the limbs, especially the arms, of a violently insane person. **Willock's respiratory j.**, a sort of jacket used to strengthen the movements of respiration in emphysema of the lungs.

Jackson's membrane (jak'sunz) [Jabez North *Jackson*, surgeon in Kansas City, born 1868]. See under *membrane.*

Jackson's sign (jak'sunz). 1. [James *Jackson*, Jr., Boston physician, 1810–1834]. See under *sign.* 2. [Chevalier *Jackson*, American laryngologist]. See *asthmatoid wheeze*, under *wheeze.*

jacksonian epilepsy (jak-so'ne-an) [after John Hughlings *Jackson*, English physician, 1834–1911] See under *epilepsy.*

Jacob's membrane, ulcer (ja'kubz) [Arthur *Jacob*, Irish ophthalmologist, 1790–1874]. See under *membrane* and *ulcer.*

Jacobson's nerve, organ, etc. (ja'kub-sunz) [Ludwig Levin *Jacobson*, Danish anatomist, 1783–1843]. See under *nerve, organ,* etc.

Jacobson's retinitis (ja'kob-sunz) [Julius *Jacobson*, German ophthalmologist, 1829–1889]. Syphilitic retinitis.

Jacquemier's sign (zhahk-me-āz') [Jean Marie *Jacquemier*, French obstetrician, 1806–1879]. See under *sign.*

Jacquet's disease (zhak-āz') [L. *Jacquet*, French dermatologist, 1860-1913]. See under *disease.*

jactation (jak-ta'shun). Jactitation.

jactitation (jak-tit-a'shun) [L. *jactita'tio; jactita're* to toss]. The tossing to and fro of a patient in acute disease.

jaculiferous (jak-u-lif'er-us) [L. *ja'culum* dart + *fer're* to bear]. Bearing prickles.

Jadassohn's disease (yah'das-ōnz) [Josef *Jadassohn*, Swiss dermatologist, born 1853]. Maculopapular erythrodermia.

Jadelot's furrows, lines (zhad-lōz') [Jean Francois Nicolas *Jadelot*, physician in Paris, died 1830]. See under *furrow* and *line.*

Jaeger's test-types (ya'gerz) [Edward *Jaeger* von Jastthal, Austrian oculist, 1818–1884]. See under *test-types.*

Jaffé's test (zhah-fāz') [Max *Jaffé*, German physiologic chemist, 1841–1911]. See under *tests.*

jagzietkte (yahg'ze-ek'te) [Dutch *jagt* to drive + *ziekte* sickness]. A specific chronic catarrhal pneumonia of sheep in South Africa.

jail-fever (jāl'fe-ver). Typhus fever.

Jaksch's anemia (or **disease**), **sign, test,** etc. (yaks) [Rudolf von *Jaksch*, physician in Prague, born 1855] See *anemia infantum pseudoleukæmica*, also under *sign* and *tests.*

jalap (ja'lap) [L. *jala'pa*, from *Jalapa*, a city of Mexico] The root of *Exogo'nium jala'pa* and other plants of the same genus growing in Mexico. It is a hydragogue cathartic and cholagogue, and is given in constipation, for the purpose of removing dropsical effusions by the bowels, and to produce revulsion in congestion of the brain See also *convolvulin.* Dose in powder, 15–30 gr. (1–2 gm.); of abstract, 1–5 gr. (0 066–0 33 gm), of fluidextract, 15–30 min. (1–2 c c), of tincture, 30–60 min. (2–4 c.c.); of extract, 4–8 gr. (0 266–0 533 gm.); of resin (*res'ina jala'pæ*, U S P), 2–5 gr. (0 133–0 333 gm.); of compound powder (*pul'vis jala'pæ compos'ita*, U. S. P), 10–60 gr. (0 666–4 gm.). **Orizaba j.** See *ipomea.*

jalapin (jal'ap-in). 1. A purgative resinous glucosid, $C_{34}H_{56}O_{16}$, from various kinds of jalap. 2. A concentration or impure resin from jalap: purgative Dose, 3 gr. (0 2 gm.).

jalon (ja'al-on) A proprietary colloidal silver solution for internal use.

jambu assu (zham'boo as-oo') The root of *Pi'per jaboran'di*, a tree of Brazil: a stimulant febrifuge. Dose of fluidextract, 10–30 min. (0.666–2 c c.).

jambul (jam'bul) The bark of *Euge'nia jam'bos*, a tree of the East Indies a stomachic astringent. Dose, 5–10 gr. (0.333–0 666 gm.), of fluidextract, 10–20 min (0.666–1 333 c c.)

jambulol (jam'bu-lol) A phenolic compound from jambul seeds

James's powder [Robert *James*, English physician, 1705–1776]. Pulvis antimonialis.

jamrosin (jam-ro'sin) The fluidextract of an East Indian myrtaceous plant: used in diabetes in doses of 6 drops.

Janet's disease, test (zhan-ēz') [Pierre *Janet*, French physician, born 1859]. See under *disease* and *tests.*

Janeway's pill (jān'wāz) [Edward Gamaliel *Janeway*, physician in New York, 1841–1911]. Compound pill of aloes and podophyllin.

Janeway's sphygmomanometer (jān'wāz) [Theodore C. *Janeway*, American physician, 1872–1917]. See *sphygmomanometer.*

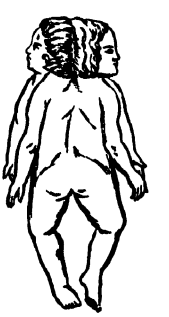

Janiceps.

janiceps (jan'is-eps) [L. *Ja'nus* a two-faced god + *ca'put* head]. A monster with one head and two faces. **j. asym'metros**, a janiceps with one imperfect and one more complete face.

Jansen's operation (yahn'senz) [Albert *Jansen*, contemporary German otologist]. See *operation*.

Janthinosoma (jan-thin-o-so'mah). A genus of mosquitos. *J. lut'zi*, a species which transports the eggs of bot-flies (Dermatobia) glued to its abdomen. *J. postica'ta*, a species which also transports the eggs of a bot-fly.

Janus green. See under *green*.

japaconin (jap-ak'o-nin). An amorphous alkaloid, $C_{25}H_{43}NO_9$, derivable from japaconitin.

japaconitin (jap-ak-on'it-in). An exceedingly poisonous alkaloid, $C_{34}H_{49}NO_{11}$, derived from a Japanese aconite.

Japanese river fever. See *tsutsugamushi disease*, under *disease*.

japbenzaconin (jap-ben-zak'o-nin). An alkaloid, $C_{32}H_{47}NO_{10}$, from a Japanese aconite.

japonic acid (jap-on'ik). An acid from catechu or terra japonica; a variety of tannic acid.

jargonaphasia (jar"go-naf-a'ze-ah). A speech defect in which several words are run into one.

Jarisch's ointment (yah'rish-es) [O. *Jarisch*, Austrian dermatologist, born 1850]. See *ointment*.

Jarjavay's muscle (zhar'zha-vāz) [Jean François *Jarjavay*, French surgeon, 1815–1868]. The depressor urethræ muscle.

Jarvis's snare (jahr'vis-ez) [William Chapman *Jarvis*, New York laryngologist, 1855–1895]. See under *snare*.

jasmin, yellow (jas'min). See *Gelsemium*.

jasmone (jas'mōn). A yellowish oil or ketone derived from oil of jasmin.

Jateorrhiza (ja"te-o-ri'zah). See *columba*.

jatrevin (ja-tre'vin). A condensation product of menthol and isobutylphenol. used as a spray in respiratory diseases in a 2–5 per cent. solution.

Jatropha (jat'ro-fah) [Gr. *iatrós* physician + *trophḗ* nourishment]. A genus of tropical euphorbiaceous plants. *J. cur'cas* affords the physic-nut See *Curcas*. *J. man'ihot* produces tapioca and casareep.

jaundice (jawn'dis) [L. *ic'terus*]. Yellowness of the skin, eyes, and secretions, due to the presence of bile-pigments in the blood; icterus **absorption j.**, that due to absorption of bile into the blood-vessels. **acathectic j.**, jaundice due to pathologic changes in the liver-cells, which become unable to retain their secretions. **acholuric j.**, jaundice without bile-pigments in urine or with only minute quantities of them. **acute febrile j.**, **acute infectious j.** See *Weil's disease*, under *disease*. **anhepatogenous j.**, jaundice which is not hepatogenous. **black j.**, Winckel's disease. **blue j.** See *cyanosis*. **Budd's j.**, acute parenchymatous hepatitis See *hepatitis*. **catarrhal j.**, that which is due to closure of the common bile-duct by duodenal catarrh; catarrhal cholangitis. **complete j.**, the presence of both bile-pigments and bile salts in the blood. **dissociated j., dissociation j.**, jaundice in which either the pigment or the salts of bile formed within the liver are separately shunted from the biliary path into the lymph- or blood-vessels of the liver. See *hepatic dissociation j.* and *renal dissociation j.* **emotional j.**, jaundice resulting from deep emotion, such as great anxiety. **epidemic catarrhal j.** See *Weil's disease*, under *disease*. **familial acholuric j.** See *hemolytic j.* **febrile j.**, an acute infectious jaundice. See *Weil's disease*, under *disease*. **hemapheic j.** Same as *urobilin j.* **hematogenous j.**, that which is due to disintegration of the red blood-corpuscles. **hematohepatogenous j.**, jaundice that is partly hematogenous and partly hepatogenous. This form includes toxemic jaundice and the jaundice seen in malaria, yellow fever, typhoid, typhus, acute malaria, yellow atrophy of the liver, etc. **hemolytic j.**, a rare, chronic, and generally hereditary disease characterized by periods of excessive hemolysis due to abnormal fragility of the red corpuscles. It is accompanied by enlargement of the spleen and by jaundice. The hereditary or congenital form is known as *congenital family icterus, familial acholuric j.*, and *Minkowski-Chauffard syndrome;* the acquired form is known as *acquired hemolytic j.* and *Hayem-Widal syndrome*. **hemorrhagic j.** See *Weil's disease*, under *disease*. **hepatic dissociation j.**, the presence of bilirubin or bile-salts separately in the blood-stream. **hepatogenic j.**, that which is due to some disease or disorder of the liver. **infectious j.** See *Weil's disease*, under *disease*. **inogenous j.**, icterus neonatorum due to change of the hemoglobin in the tissues. **lutein j.** Same as *carotinemia*. **malignant j.** See *icterus gravis*. **malignant j. of dogs.** See *biliary fever of dogs*, under *fever*. **j. of the newborn.** See *icterus neonatorum*. **obstructive j.**, that which is due to a mechanic impediment to the flow of the bile. **occult j.**, bile in the blood in such small quantity as to cause no symptoms. **physiologic j.**, mild icterus neonatorum lasting during the first few days after birth **picric acid j.**, jaundice due to picric acid poisoning in munition workers or by its ingestion in malingering soldiers. **renal dissociation j.**, the presence of bile-pigments in the blood due to separation of the biliary elements through renal filtration of the bile-salts. **retention j.**, obstructive jaundice. **spirochetal j.**, Weil's disease. See under *disease*. **toxemic j.**, jaundice produced by poisons, such as phosphorus, arseniureted hydrogen, picric acid, snake-poison, etc. **urobilin-j.**, jaundice due to the presence of urobilin in the blood. **xanthochromic j.**, jaundice marked by yellow discoloration of the palms, soles, and mucous membranes, but without bile pigment in the urine.

Javal's ophthalmometer (zhav-alz') [Louis Emile *Javal*, French oculist, 1839–1907]. See *ophthalmometer*.

javanin (jav'an-in). An alkaloid from cinchona.

Javel solution (zha-vel') [Named from Javel Works, near Paris, where the solution was first made by Percy.] See under *solution*

javellization (jav-el-iz-a'shun). The purification of water-supplies by treatment with Javel solution of hypochlorites.

javenin (jav'en-in). A crystalline alkaloid from *Cincho'na calisa'ya* var. Javanica.

jaw, j.-bone (jaw, jaw'bōn). See *maxilla*. **j.-chattering**, clonic masticatory spasm causing a movement like chattering of the jaws. **j.-jerk.** See under *reflex* **lock-j.** See *trismus*. **lumpy j.** See *actinomycosis*. **phossy j.**, a popular name for necrosis of the jaw due to phosphorus-poisoning. **pig-j.**, abnormal protrusion of the upper jaw of the horse, with hypertrophy of the teeth.

Jaworski's bodies or **corpuscles, test** (yah-wor'skēz) [Valery *Jaworski*, Polish physician, born 1840]. See under *corpuscle* and *tests*.

jaw-winking. Involuntary movements of the eyelid occasionally associated with movements of the jaw

Jeanselme's nodules (zhah-selmz') [Edouard *Jeanselme*, French physician, born 1858]. See under *nodule*.

jecolein (je-ko-le'in). A glycerid of jecoleic acid from cod-liver oil.

jecoral (jek'o-ral). Pertaining to the liver.

jecorin (jek'o-rin) [L. *je'cur* liver] 1. A water-soluble glucophosphopholipin, $C_{105}H_{186}N_6SP_3O_{46}$, found both in normal and in diabetic blood, the liver, spleen, brain, etc. 2. A patented cod-liver oil substitute containing calcium chlorhydrophosphate, lactic acid, phosphoric acid, bromin, iodin, and ferrous iodid.

jecorize (jek'or-īz) [L. *je'cur* liver]. To impart to a food the therapeutic qualities of cod-liver oil, as by treating milk with ultraviolet ray.

jecorol (jek'or-ol). A proprietary preparation of cod-liver oil.

jecovol (jek'o-vol). An egg emulsion of cod-liver oil, with glycerophosphates of calcium, sodium, and iron.

jecur, jecus (je'kur, je'kus). Latin for *liver*.

Jeddah ulcer (jed'ah) [*Jeddah*, a town of Arabia]. Furunculus orientalis.

Jeffersonia (jef-er-so'ne-ah) [named for T. *Jefferson*, 1743–1826]. A genus of berberidaceous herbs. The root of *J diphyl'la*, of North America, is tonic, diuretic, and expectorant: emetic in large doses. Dose of fluidextract, 20–60 min. (1 333–4 c.c.).

jejunal (je-ju'nal). Pertaining to the jejunum.

jejunectomy (jej-u-nek'to-me) [*jejunum* + Gr. ἐκτομή excision]. Excision of the jejunum or a part of it.

jejunitis (jej-u-ni'tis). Inflammation of the jejunum.

jejunocolostomy (jej"u-no-ko-los'to-me) [*jejunum* + *colon* + Gr. στόμα mouth]. The formation of an artificial passage between the jejunum and the colon.

jejuno-ileitis (jej"u-no-il-e-i'tis). Inflammation of the jejunum and ileum together.

jejuno-ileostomy (jej"u-no-il-e-os'to-me) [*jejunum* + *ileum* + Gr. στόμα mouth] The formation of an artificial passage between the jejunum and the ileum.

jejunojejunostomy (jej"u-no-jej-u-nos'to-me). The operative formation of an anastomosis between two portions of the jejunum.

jejunostomy (jej-u-nos'to-me) [*jejunum* + Gr. στόμα mouth]. The surgical creation of a permanent opening through the abdominal wall into the jejunum.

jejunotomy (jej-u-not'o-me) [*jejunum* + Gr. τέμνειν to cut] Surgical incision of the jejunum.

jejunum (je-ju'num) [L. "empty"]. That portion of the small intestine which extends from the duodenum to the ileum

Jellinek's sign (yel'in-eks) [Samuel *Jellinek*, contemporary physician in Vienna]. See under *sign*.

jelloid (jel'oid). A medicated gelatin tablet or lozenge.

jelly (jel'e) [L. *gelati'na*]. A soft substance which is coherent, tremulous, and more or less translucent. **enamel-j.**, a soft material in a growing tooth between the epithelial investment and the calcifying cells of the young enamel **glycerin-j.**, a compound of glycerin, zinc oxid, and gelatin: used in cases of eczema. **mineral j.**, a soft, semisolid substance prepared from petroleum, used as a basis for salves and ointments; vaselin **petroleum j.** Same as *mineral j.* **j. of Wharton**, the soft, pulpy, connective tissue that constitutes the matrix of the umbilical cord.

Jendrassik's maneuver (yen-drah'siks) [Ernst *Jendrassik*, physician in Budapest, 1858–1922]. See under *maneuver*.

Jenner's stain (jen'ers) [Louis *Jenner*, contemporary English physician]. See under *stains, table of*

jennerian (jen-e're-an). Pertaining to Edward *Jenner* (1749–1823), the discoverer of vaccination.

jennerization (jen-er-iz-a'shun). Production of immunity to a disease by repeated inoculation with cultures of bacteria similar to those producing the disease, but deprived of their virulence.

jequiritin (je-kwir'it-in). Same as *abrin*.

jequiritol (je-kwir'it-ol). An abrin preparation used in treating pannus, trachoma, and opacities of the cornea.

jequirity (je-kwir'it-e). The poisonous seeds of *Ab'rus precato'rius:* used in treating trachoma.

jerk, crossed (jerk). Movement of the opposite leg in attempt to elicit the knee-jerk on one side. **biceps-j.**, biceps reflex. See under *reflex*. **jaw-j.** See under *reflex*. **knee-j.** See under *reflex*. **triceps-j.**, triceps reflex. See under *reflex*.

jerks (jerks). A variety of dancing mania, sometimes associated with religious excitement.

jervic acid (jer'vik) See under *acid*.

jervin (jer'vin). A poisonous alkaloid, $C_{26}H_{37}NO_3$, from *Vera'trum al'bum* and *Vera'trum vir'ide:* a depressant to the motor and vasomotor centers.

jesaconitin (jes-ak-on'it-in). An amorphous alkaloid, $C_{40}H_{51}NO_{12}$, from a Japanese aconite.

jessamin (jes'am-in). See *Gelsemium*.

jessanodine (jes-an'o-dīn). A proprietary antiseptic and anodyne preparation.

Jesuits' bark (jez'u-its). See *Cinchona*.

Jesus Haly. See *Ali ben Iza*.

jigger (jig'er.) See *chigger*.

jimson-weed (jim'zn). See *stramonium*.

Jobert's fossa, operation, suture (zho-behrz') [Antoine Joseph *Jobert* de Lamballe, French surgeon, 1799–1867]. See *fossa, operation*, and *suture*.

Joffroy's reflex (zhof-rwahz') [Alexis *Joffroy*, physician in Paris, 1844–1908]. See under *reflex*.

joha (jo'hah). An oily solution of salvarsan, marketed in ampules of 1 and 3 c.c.

johannisin (jo-han'is-in). An alkaloid from anda oil.

johimbin (jo-him'bin). An aphrodisiac alkaloid from the bark of an African tree called *johimbehe*. Dose, $\frac{1}{20}$–$\frac{1}{10}$ gr. (0.003–0.0065 gm.). See *yohimbin*.

Johne's bacillus, disease (yo'nēz) [Albert *Johne*, German physician]. See under *bacillus* and *disease*.

Johnson's test [Sir George *Johnson*, English physician, 1818–1896]. See under *tests*.

joint (joint) [L. *articula'tio*]. An articulation between two bones; more especially one which admits of more or less motion in one or both bones. **amphidiarthrodial j.**, amphidiarthrosis. **arthrodial j.** See *arthrodia*. **ball-and-socket j.** See *enarthrosis*. **biaxial j.**, a joint in which there are two chief axes of movement at right angles to each other. **bilocular j.**, a joint divided into two cavities by the interarticular cartilage. **bleeders' j.**, hemorrhage into a joint in persons of a hemorrhagic diathesis. **Brodie's j.**, hysteric neuralgia of a joint. **Charcot's j.**, chronic inflammation of the synovial membrane of a joint, extending to the substance of the bone. seen in tabes and in certain diseases of the spine. **Chopart's j.**, the union of the os calcis and astragalus with the remaining bones of the tarsus the mediotarsal articulation. **cochlear j.**, a form of hinge-joint which permits of some lateral motion. **compound j.**, a joint composed of several bones. **condyloid j.**, a joint consisting of an ovoid head moving in an elliptic cavity, permitting of all movements except axial rotation. **Cruveilhier's j.**, the atlanto-odontoid joint. **diarthrodial j.** See *diarthrosis*. **dry j.**, a chronic villous arthritis. See under *arthritis*. **ellipsoid j.**, a joint with two axes of motion, both of them through the same bone. **enarthrodial j.** See *enarthrosis*. **false j.** See *pseudarthrosis*. **fringe j.**, a joint affected with villous arthritis. **ginglymoid j.** See *ginglymus*. **gliding j.** See *arthrodia*. **hemophilic j.** See *bleeders' j.* **hinge-j.** See *ginglymus*. **hys-**

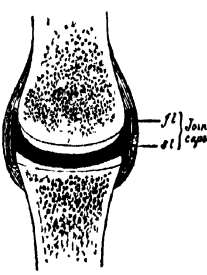

Section of true joint: *f.l.*, Fibrous layer; *s.l.*, synovial layer of joint capsule. The articular cartilages are white, bones dotted, and the joint cavity black in the figure (Sisson.)

teric j., a hysteric condition which resembles arthritis. **immovable j.** See *synarthrosis*. **intercarpal j's**, the articulations formed by the carpal bones in relation to each other. **irritable j.**, a condition in which a joint is subject to attacks of inflammation without discoverable cause: it frequently follows sprain. **Lisfranc's j.**, the tarsometatarsal articulation. **midcarpal j.**, the joint between the scaphoid, semilunar, and cuneiform bones and the second row of the carpus. **mixed j.** See *amphiarthrosis*. **movable j.** See *diarthrosis*. **multiaxial j.** Same as *enarthrosis*. **open j.**, a veterinary term for inflammation of a joint with sloughing which exposes the joint surfaces. **pisocuneiform j.**, the articulation of the pisiform and cuneiform carpal bones. **pivot j.**, a rotary joint. **polyaxial j.** Same as *enarthrosis*. **rotary j.**, a lateral ginglymus or rotating diarthrosis. **saddle j.**, a joint having two saddle-shaped surfaces at right angles to each other. **simple j.**, a joint made up of two bones. **spheroid j.**, an enarthrosis with spheric surfaces. **spiral j.** Same as *cochlear j.* **synarthrodial j.** See *synarthrosis*. **tomato-j.**, a painful condition of one or more joints attributed to an acid state of the system caused by eating tomatoes. **trochoid j.**, a rotary joint. **uniaxial j.**, a joint which moves on one axis only. **unilocular j.**, a joint having only one cavity.

joint-capsule. The capsular ligament of a joint.

joint-evil. 1. Anesthetic leprosy of the West Indies (Towne, 1726). 2. Joint-ill.

joint-ill (joint'il). Pyemia affecting the joints of young animals soon after birth, due to infection through the navel.

joint-mouse. A movable cartilage or other body in a joint.

joint-muscle. A muscle which moves a joint.

Jolles's test (yol'ēz) [Adolf *Jolles*, Austrian chemist, born 1862]. See under *tests*.

Jolly's bodies (zho-lēz') [J. *Jolly*, contemporary French physician]. Howell's bodies. See under *body*.

Jolly's reaction (yo'lēz) [Friedrich *Jolly*, German neurologist, born 1844]. See under *reaction*.

Jones's position, splint [John *Jones*, American surgeon, 1729–1791]. See under *position, splint*.

Jonnesco's fold, fossa, operation, spinal anesthesia (jo-nes'kō) [Thomas *Jonnesco*, Rumanian surgeon, 1861–1926]. See under *fold, fossa, operation*, and *anesthesia*.

Jorissenne's sign (zhor-is-enz') [Gustav *Jorissenne*, Belgian physician]. See under *sign*.

joss-stick (jos'stik). A Chinese preparation of amadou in sticks, sometimes perfumed: burned as a pastil to overcome ill smells in the sick-room.

joule (jool). The work expended by a current of one ampere flowing for one second against a resistance of one ohm.

Joule's equivalent (joolz) [J. P. *Joule*, English physicist, 1818–1899]. See *equivalent*.

Jourdain's disease (zhoor-daz') [Anselme Louis Bernard *Jourdain*, French surgeon, 1734–1816]. See under *disease*.

juccuya (uc-koo'yah). The ulcerative type of dermal leishmaniasis.

juga (ju'gah). Plural of *jugum*.

jugal (ju'gal) [L. *juga'lis: ju'gum* yoke]. 1. Connecting like a yoke. 2. Pertaining to the cheek.

jugale (ju-ga'le). The jugal point. See *point*.

jugged (jugd). Having glanderous swellings: said of horses.

juglandic acid (jug-lan'dik). An acid from the bark of *Jug'lans cine'rea:* thought to be the same as nucin.

juglandin (ju-glan'din). A compound from the green shell and leaves of the walnut tree: used in scrofulous conditions and skin diseases.

Juglans (ju'glans) [L. "Jove's nut," walnut]. 1. A genus of juglandaceous trees· the walnuts. See *walnut*. 2. The root-bark of *J. cine'rea*, the butternut tree. It is an aperient, and is sometimes given in remittent and intermittent fevers. Dose of extract, 5–20 gr. (0.333–1.333 gm.).

jugomaxillary (ju-go-mak'sil-a-re). Pertaining to the malar bone and the maxilla.

jugular (ju'gu-lar) [L. *jugula'ris: ju'gulum* neck]. Pertaining to the neck.

jugulation (jug-u-la'shun) [L. *jugula're* to cut the throat of]. The sudden and rapid arrest of disease by therapeutic measures.

jugum (ju'gum), pl. *ju'ga* [L. "a yoke"]. A depression or ridge connecting two structures. **j. alveola're** [B N A], a depression on the anterior surface of the alveolar process, between the ridges caused by the roots of the incisor teeth **j. cerebra'le** [B N A], one of the elevations on the orbital plate of the frontal bone between the digital impressions. **j. pe'nis**, a forceps for compressing the penis. **j. sphenoida'le**, the structure connecting the two wings of the sphenoid bone.

juice (jūs) [L. *jus* broth]. Any fluid from an animal or plant tissue. **cancer-j.**, a milky juice which may be obtained from cancerous tissue, and containing cancer-cells. **duodenal j., duodenic j.**, a remedy used in some disorders of digestion. **gastric j.**, the clear liquid secreted by the stomach **intestinal j.**, the transparent liquid secreted by the follicles of Lieberkuhn. **pancreatic j.**, the thick, transparent fluid secreted by the pancreas. **press j.**, the liquid obtained by submitting to great pressure finely ground tissue. This fluid contains in suspension the endo-enzymes of the tissue-cells.

jujube (ju'jūb). The fruit of *Ziz'yphus vulga'ris:* a pectoral.

julep (ju'lep) [L. *jula'pium*] A sweetened alcoholic drink or cordial, of various kinds.

jumbul (jum'bul). The plant, *Syzyg'ium jambola'num:* used for diabetes.

jumentous (ju-men'tus) [L. *jumen'tum* a beast of burden]. Having a strong animal odor; said of urine.

jumper (jum'per). A neurotic person affected with palmus and enfeebled will.

junction (junk'shun). The place of meeting or coming together. **amelodental j.**, the dentoenamel j. **dentocemental j.**, the line of meeting between the dentin and cementum **dentoenamel j.**, the line of meeting of the dentin and enamel **myoneural j.**, the point of junction of a nerve with the muscle to which it is distributed

junctu'ræ ten'dinum. Narrow bands extending obliquely between the tendon of insertion of the extensor digitorum communis on the back of the hand.

Jungbluth's vasa propria (yoong'bloots) [Hermann *Jungbluth*, contemporary German physician]. See *vasa propria*.

jungle plant (jun'gl). See *Combretum sundiacum*.

juniper (ju'nip-er). See *Juniperus*. **j. moss.** See *Polytrichum*.

Juniperus (ju-nip'er-us) [L.]. 1 A genus of coniferous trees, 2. The berry or fruit of *Junip'erus commu'nis*, or juniper tree; the oil of the fruit is a stimulant diuretic See *gin*. Dose of oil, 3–5 min. (0.19–9 33 c.c.); of spirit, 30 min (2 c.c.).

junk (jungk). 1. A form of cushion used in dressing fractures. 2. Oakum, somewhat used in surgical dressings.

junket (jungk'et). Curds and whey flavored and used as food.

Junod's boot (zhoo-nōz') [Victor Theodor *Junod*, French physician, 1809–1881]. See *boot*.

jurisprudence, medical (ju-ris-pru'dens) [L. *ju'ris pruden'tia* knowledge of law]. The appli-

cation of the teachings of medical science to questions of law and justice; also the application of the principles of law to the relations between physicians and patients.

jury-mast (ju're-mast). An upright bar used in supporting the head in cases of Pott's disease.

Juscul. Abbreviation for L. *jus'culum*, broth.

jusculum (jus'ku-lum) [L.]. Soup or broth.

justo major (jus'to ma'jor) [L.]. Larger than is normal or usual. **j. minor**, smaller than is normal or usual.

Justus's test (joos'toos) [J *Justus*, contemporary Hungarian dermatologist] See under *tests*.

jute (jūt). The fibers of *Cor'chorus olito'rius:* used in surgical dressings.

juvantia (ju-van'she-ah) [L. pl.]. Adjuvant and palliative medicines or appliances.

juvenile (ju'ven-īl). Pertaining to youth or childhood.

juvenin (ju'ven-in) [L. *juvenis* young]. The yohimbin and strychnin salts of methyl arsenic acid: used in sexual neurasthenia.

juxta-articular (juks"tah-ar-tik'u-lar) [L. *jux'ta* near + *artic'ulus* joint]. Situated near a joint or in the region of a joint.

juxtangina (juks-tan'jin-ah) [L. "almost quinsy"]. Inflammation of the pharyngeal muscles.

juxtaposition (juks"tah-po-zish'un) [L. *jux'ta* near + *posit'io* place]. An adjacent situation; apposition.

juxtapyloric (juks"tah-pi-lor'ik). Situated near the pylorus.

juxtaspinal (juks-tah-spi'nal) [L. *jux'ta* near + *spine*]. Close to the spinal column.

K

K. The symbol for *potassium* [L. *ka'lium*]; also abbreviation for *electrostatic capacity*, *kathode*, and *absolute zero*.

κ. Symbol for *magnetic susceptibility*.

Ka. An abbreviation for *kathode*, or *cathode*.

kabure (kah-boo're). A skin disease found in Japan; it is probably caused by the burrowing of the cercariæ of *Schistosoma japonica* in the skin

kadamba (kad-am'bah). An Asiatic plant, *Nauclea cadam'ba*. the flowers are vulnerary.

Kader's operation (kah'ders) [Bronislaw *Kader*, contemporary Polish surgeon]. See *operation*.

kaffir pox (kaf'ēr) See *amaas*

kafirin (kaf'er-in). A protein substance isolated from the seeds of kafir, *Andropogon Sorghum*.

Kafka's test (kaf'kaz). See under *tests*

Kahlbaum's disease (kahl'bowmz) [Karl Ludwig *Kahlbaum*, German physician, 1828–1899] Catatonia

Kahler's disease (kah'lerz) [Otto *Kahler*, Austrian physician, 1849–1893]. See *multiple myeloma*, under *myeloma*.

Kahn's test (kahnz) [R. L. *Kahn*, bacteriologist in Lansing, Michigan]. See under *tests*.

kaif (kīf) [Arabic]. Dreamy tranquillity from the use of drugs

kainite (ki'nīt). An earth containing potassium chlorid and magnesium sulphate.

kainophobia (ki-no-fo'be-ah) [Gr. *καινός* new + *φόβος* fear] Fear of new things.

kairin (ki'rin). The hydrochlorid of hydroxy-normal-ethyl-tetrahydroquinolin, $OH\,C_9H_9N(HCl)C_2H_5$; a powerful and somewhat dangerous antipyretic remedy, prepared from quinolin. It is used as a substitute for quinin Dose, 3–15 gr. (0.2–1 gm.) **k. ethyl, k. æthyl,** or **k.-a.**, a substance similar in composition and properties to ordinary kairin; its composition is $C_9H_{15}(OH)C_2H_5N.H_4HCl$. **k. methyl, k.-m.**, ordinary kairin.

kairolin (ki'ro-lin). An antipyretic medicine, normal-methyl-tetrahydroquinolin, $C_9H_{10}N.CH_3$, prepared from quinolin and chlorin **k. a.**, a sulphate of quinolin ethyl hydrid: an antipyretic, now discarded. **k. m.**, a sulphate of quinolin methyl hydrid. an antipyretic, now discarded.

kaiserling (ki'zer-ling). An abbreviated name for Kaiserling's solution; also for a specimen preserved in Kaiserling's solution. See under *solution*.

Kaiserling's solution (ki'zer-lings) [Karl *Kaiserling*, German pathologist, born 1869]. See *solution*.

kakesthesia (kak-es-the'ze-ah). See *cacesthesia*.

kakidrosis (kak-id-ro'sis) [Gr. *κακός* bad + *ἱδρώς* perspiration]. An extremely disagreeable odor of the sweat.

kakke (kahk'ka) [Japanese]. Same as *beriberi*.

kakodyl (kak'o-dil). See *cacodyl*.

kakosmia (kak-oz'me-ah) [Gr. *κακός* ill + *ὀσμη* smell]. A foul or disagreeable odor.

kakotrophy (kak-ot'ro-fe). See *cacotrophy*.

kala-azar (kah-la-az'ar) [native "black fever"]. An extremely fatal infectious disease occurring along the Mediterranean shore, in West Africa, Mesopotamia, Southern Russia, India, and North China It is marked by fever, progressive anemia, wasting, enlargement of the spleen and liver, and dropsy, and is caused by the parasite *Leishmania donova'ni*, which infests the endothelial cells, especially of the spleen, liver, and bone-marrow. It is transmitted to man by the bite of the sand-fly, *Phlebotomus argentipes*, and perhaps by the Indian bedbug, *Cimex hemipterus*, and by a mosquito, *Anopheles punctipennis*. The disease is also called *febrile tropical splenomegaly*, *visceral leishmaniasis*, *dumdum fever*, *cachectic fever*, *black fever*, and *non-malarial remittent fever*. **infantile k., Mediterranean k.**, a form affecting infants, chiefly in countries bordering on the Mediterranean, formerly ascribed to *Leishman'ia infan'tum*, which is now regarded as identical with *L. donova'ni*. Called also *ponos*.

kaladana (kal-ah-da'nah). The dried seeds of *Ipomœa nil:* used as purgative or anthelmintic. Dose, 30–50 gr (2–3 gm.).

kalagua (kah-lah'gwah). A South American drug used in tuberculosis.

kali (ka'li, kah'le). German for *potash*.

kaligenous (ka-lij'en-us) [L. *ka'li* potash + Gr. *γεννᾶν* to produce] Producing potash.

kalimeter (kal-im'et-er). Same as *alkalimeter*.

kalium (ka'le-um) [L.]. Same as *potassium*.

kallak (kal'ak). A pustular dermatitis common among the Eskimos.

kalmarid (kal'mar-id). A proprietary potassium mercuric iodid. used in treating catgut for sutures.

Kalmia (kal'me-ah). A genus of shrubs. The leaves of *K. latifo'lia*, the mountain laurel, have been used in syphilis, diarrhea, and chronic inflammatory disorders.

kalmopyrin (kal-mo-pi'rin). Calcium acetylsalicylate· used as a febrifuge in rheumatism and neuralgia.

kalymana-bacterium. A Brazilian term proposed for the coccus of venereal granuloma.

kalzan (kal'zan). A proprietary preparation of calcium lactate and sodium lactate.

kalzin (kal'zin). A calcium-chlorid-gelatin preparation: used by subcutaneous injection in hemorrhagic diathesis, bronchial asthma, etc.

kamakosin (kam-ak-o'sin). An anthelmintic preparation of the active principles of kamala and kousso.

kamala (kam'al-ah). The glands and hairs of the capsules of *Mallot'us philippinen'sis*, an East Indian shrub. It is purgative, and is used mainly against teniæ and lumbrici. Dose, 1–2 dr. (4–8 gm.); of fluidextract, 30–60 min. (2–4 c.c.).

kamalin (kam'al-in). An alkaloid from kamala.

Kaminer reaction. See *Freund's reaction*, under *reaction*.

kanagugui (kan-ah-goo'gwe). A Japanese plant, *Lin'dera erythrocar'pa:* its fluidextract is used in secondary syphilis.

kangaroo (kang-ah-roo'). A marsupia mammal of Australasia, of many species, from its tail a tendon is derived that is valued as a ligature.

kangri cancer (kan'gre). See under *cancer*.

kaodzera (kah-od-ze'rah). Rhodesian trypanosomiasis: a disease prevalent in Rhodesia, similar to sleeping-sickness and due to *Trypanosoma rhodesiense*.

kaoliang (ka-o-le'ang). A sorghum grain of Africa and India whose seed can be milled into a flour.

kaolin (ka'o-lin) [Chinese; L. *kaoli'num*]. A fine clay employed in skin diseases, and in pharmacy for coating pills and for ointments. Chemically it is a native hydrated aluminum silicate.

kaolinosis (ka"o-lin-o'sis). A kind of pneumonoconiosis caused by inhaling particles of kaolin.

Kaplan's test (kap'lanz) [David M *Kaplan*, contemporary New York physician]. See under *tests*.

Kaposi's disease (ka-po'sēz) [Moriz Kohn *Kaposi*, Austrian dermatologist, 1837–1902]. See *disease*.

kapselcoccus (kap-sel-kok'us). A microbe found in pyosalpinx.

kaputine (kap'u-tin). A proprietary acetanilid preparation for headache.

kardin (kar'din). See *cardin*.

Karell's treatment (kah'relz) [Philip *Karell*, Russian physician, died 1886]. See under *treatment*.

kargon (kar'gon). A proprietary preparation of buchu and potassium acetate.

karno (kar'no). A proprietary preparation consisting of a dark, syrupy, liquid beef-extract.

karnoid (kar'noid). A proprietary meat powder.

karus (ka'rus). A South African plant: useful in dysentery and in ulcerative and hemorrhagic intestinal affections.

Karyamœ'ba falca'ta. See *Karyamœbina*.

Karyamœbina (kar"e-am-e-bi'nah). An amœba with the peripheral chromatin clumped in a few large, elongated masses *K. falca'ta*, a form found in the intestinal tract of man in California

karyapsis (kar-e-ap'sis) [Gr. κάρυον nucleus + ἁψίς joining]. The union of the nuclei in a conjugating cell.

karyenchyma (kar-e-en'kim-ah) [Gr. κάρυον nucleus + ἐν in + χυμός juice]. The nuclear juice of a cell.

karyochromatophil (kar"e-o-kro-mat'o-fil) [Gr. κάρυον nucleus + χρῶμα color + φιλεῖν to love]. Having a stainable nucleus

karyochrome (kar'e-o-krōm) [Gr. κάρυον nucleus + χρῶμα color]. A nerve-cell the nucleus of which is stainable, while the body is not, a nerve-cell in which the stained nucleus is larger than that of a cytochrome. There are varieties designated by the Greek letters.

karyochylema (kar"e-o-ki-le'mah). Nuclear sap.

karyogamic (kar-e-o-gam'ik) [Gr. κάρυον nucleus + γάμος marriage]. Pertaining to, or characterized by, union of nuclei.

karyogamy (kar-e-og'am-e) [Gr. κάρυον nucleus + γάμος marriage]. Cell conjugation with union of nuclei.

karyogen (kar'e-o-jen) [Gr. κάρυον nucleus + γεννᾶν to produce]. An organic iron compound found in certain cell-nuclei, especially the head of the spermatozoön.

karyogenesis (kar"e-o-jen'es-is) [Gr. κάρυον nucleus + γένεσις production] The development of the nucleus of a cell.

karyogenic (kar"e-o-jen'ik). Forming the nucleus of a cell; pertaining to karyogenesis.

karyogonad (kar"e-o-go'nad) [Gr. κάρυον nucleus + γονή seed]. The reproductive nucleus of a cell as distinguished from the trophonucleus: called also *gonad nucleus*.

karyokinesis (kar"e-o-kin-e'sis) [Gr. κάρυον nut + κίνησις motion]. Same as *mitosis*. **asymmetric k.**, that in which the chromosomes divide unequally and into dissimilar masses. **hyperchromatic k.**, that in which the number of chromosomes is abnormally large. **hypochromatic k.**, that in which the number of chromosomes is abnormally small.

karyokinetic (kar"e-o-kin-et'ik). Pertaining to or of the nature of karyokinesis.

karyoklasis (kar-e-ok'las-is) [Gr. κάρυον nucleus + κλάσις breaking]. The breaking down of the cell-nucleus.

karyolobic (kar"e-o-lo'bik). Having a lobe-shaped nucleus.

karyolobism (kar"e-o-lo'bizm). A lobed condition of a cell-nucleus, especially the nucleus of a leukocyte.

karyolymph (kar'e-o-limf) [Gr. κάρυον nucleus + *lymph*]. The nuclear sap, the liquid part of a cell-nucleus, as contrasted with the chromatin and linin Called also *paralinin*.

karyolysis (kar-e-ol'is-is) [Gr. κάρυον nut + λύσις loosening]. 1 Same as *karyokinesis* 2. The morbid destruction of the nucleus of a cell.

Karyolysus lacerta'rum (kar-e-ol'is-us) [Gr. κάρυον nut + λύειν to loose]. A hemogregarina from the blood of lizards.

karyolytic (kar"e-o-lit'ik). Producing or pertaining to karyolysis.

karyomere (kar'e-o-mēr). 1. Same as *chromomere*. 2. The head of the spermatozoön

karyomicrosome (kar"e-o-mi'kro-sōm) [Gr κάρυον nucleus + *microsome*]. See *nucleomicrosome*.

karyomit (kar'e-o-mit) [Gr. κάρυον nut + μίτος thread]. Same as *chromosome*.

karyomitome (kar-e-om'it-ōm) [Gr. κάρυον nut + μίτος web]. The nuclear chromatin network.

karyomitosis (kar"e-o-mi-to'sis) [Gr. κάρυον nut + μίτος thread]. Same as *karyokinesis*

karyomitotic (kar"e-o-mit-ot'ik). Pertaining to karyomitosis.

karyomorphism (kar"e-o-mor'fizm) [Gr. κάρυον nucleus + μόρφη form]. The shape of a cell-nucleus, especially that of a leukocyte.

karyon (kar'e-on) [Gr. κάρυον nucleus]. The nucleus of a cell.

karyophage (kar'e-o-fāj) [Gr. κάρυον nucleus + φαγεῖν to eat]. An intracellular sporozoön.

karyoplasm (kar'e-o-plazm) [Gr. κάρυον nucleus + πλάσμα plasm] The nucleoplasm, or protoplasm of the nucleus of a cell.

karyoplasmic (kar"e-o-plaz'mik). Pertaining to karyoplasm.

karyoplast (kar'e-o-plast). The nucleus of a cell.

karyoplastin (kar"e-o-plas'tin). The plastic substance of a cell-nucleus; the parachromatin.

karyoreticulum (kar"e-o-re-tik'u-lum) [Gr. κάρυον nucleus + *reticulum*] The fibrillar part of the karyoplasm as distinguished from the fluid part or karyolymph.

karyorrhexis (kar"e-or-ek'sis) [Gr. κάρυον nut + ῥῆξις split]. The rupture of the cell-nucleus: especially a degeneration of the cell-nucleus in which the chromatin is deposited upon the nuclear wall and undergoes division.

karyosome (kar'e-o-sōm) [Gr. *κάρυον* nucleus + *σῶμα* body]. One of the spherical masses of chromatin in cell nucleus. Called also *false nucleolus*, *chromatin nucleolus*, and *chromatin reservoir*.

karyota (kar-e-o'tah) [Gr. *κάρυον* nut, nucleus]. Nucleated cells.

karyotheca (kar"e-o-the'kah) [Gr. *κάρυον* nut + *θήκη* sheath]. The envelop or sheath of a cell-nucleus.

karyotin (kar'e-o-tin). The substance of the nuclear framework.

karyozoic (kar"e-o-zo'ik) [Gr. *κάρυον* nucleus + *ζῷον* animal]. Existing in or inhabiting the nuclei of cells.

kasagra (kas-ag'rah). A proprietary aromatic fluidextract of cascara sagrada.

kassa (kas'ah). A Japanese term for leprosy.

kasyl (ka'sil). A germicidal preparation of cresol and tincture of green soap.

kat-, kata-. For words thus beginning see *cat-, cata.*

katabolic, katabolism. See *catabolic, catabolism.*

katachromasis (kat"ah-kro'mas-is). The process by which the daughter-chromosomes reconstruct the daughter-nuclei.

katakinetomere (kat-ah-kin'e-to-mēr) [Gr. *κατά* down + *κίνησις* motion + *μέρος* part]. A. P. Mathews's name for matter in which the molecules and atoms are poor in energy content and therefore dead. Cf. *anakinetomere.*

katakinetomeric (kat"ah-kin-e-to-mer'ik). Poor in energy content. Cf *anakinetomeric.*

katalase (kat'al-ās). Same as *peroxidase.*

kataphraxis (kat-af-raks'is). The operation of inclosing or surrounding an organ with metal supports to keep it in place.

kataphrenia (kat-ah-fre'ne-ah). Cataphrenia.

kataphylaxis (kat-ah-fi-lak'sis). The transport of phylactic agents to the site of infection.

kataplasia (kat-ah-pla'se-ah). Cataplasia.

katathermometer (kat-ah-ther-mom'et-er). A pair of alcoholic thermometers, one with a dry bulb and one with a wet bulb. They are heated to 110° F., exposed to the air, and the time noted that it takes each bulb to fall from 100° to 90° F. From this the temperature as it affects the body can be deduced.

katatonia. See *catatonia.*

Katayama disease (kat-ah-yah'mah). See under *disease.*

Kataya'ma nosop'ora. A snail which is the intermediate host of *Schistosoma japonicum.*

katharmon (kath-ar'mon) A preparation of hamamelis, hydrastis, boric acid, etc.. used as an astringent and antiseptic.

katharol (kath'ar-ol). A proprietary name for two or more hydrogen dioxid preparations.

katharsis (kath-ar'sis). Same as *catharsis.*

katheterpurin (kath-e-ter'pu-rin). A proprietary lubricant for catheters and cystoscopes.

kathisophobia (kath-i-so-fo'be-ah). See *akathisia.*

katin (ka'tin). An alkaloid, $C_{10}H_{18}ON_2$, from *Ca'tha ed'ulis.* It acts on the nervous system like cocain, but has no local anesthetic properties.

kation (kat'e-on). See *cation.*

katjang idjo (kat'jang id'jo) The fruit of *Phase'olus radia'tus*, used for beri-beri.

katolysis (kat-ol'is-is) [Gr. *κάτω* below + *λύσις* dissolution]. The incomplete or intermediate conversion of complex chemical bodies into simpler compounds; applied especially to digestive processes.

katophoria (kat-o-fo're-ah). Katotropia.

katotropia (kat-o-tro'pe-ah) [Gr. *κάτω* below + *τρέπειν* to turn]. A tendency of the visual axes to fall below the object looked at. Called also *katophoria.*

Katzenstein's test (kats'en-stīnz) [Moritz *Katzenstein*, contemporary German surgeon]. See under *tests.*

Kaufmann's method or **treatment** (kowf'-manz) [Fritz *Kaufmann*, German neurologist, born 1875]. See under *treatment.*

kava, kava-kava (kah-vah, kah"vah-kah'vah) [Polynesian]. 1. The root of *Macrop'iper latifo'lium*· used for cystitis, gout, and wasting diseases. Dose of fluidextract, 20–60 min. (1.333–4 c c). 2 An intoxicating drink prepared from the above.

kavain (kav'ah-in). An alkaloid from kava.

kavol (ka'vol). A proprietary preparation of sandalwood oil and kava. used internally in gonorrhea.

kawahin (kaw'ah-hin). A crystallizable principle from kava. medicinally active.

kawin (kah'win). A resin from kava· a motor depressant, anesthetic, and cardiac stimulant.

kayak vertigo (kah'yak). See under *vertigo.*

Kayserling. See *Kaiserling.*

kazol (ka'zol). A preparation of fermented milk similar to matzoon.

KBr. Potassium bromid

KC. Abbreviation for *kathodal closing.*

KCC. Abbreviation for *kathodal closing contraction.*

$KC_2H_3O_2$. Potassium acetate.

KCl. Potassium chlorid.

KClO. Potassium hypochlorite.

$KClO_3$. Potassium chlorate.

K_2CO_3. Potassium carbonate.

KCT. Abbreviation for *kathodal closing tetanus.*

KD. Abbreviation for *kathodal duration.*

KDT. Abbreviation for *kathodal duration tetanus.*

Keating-Hart's method or **treatment** (ke'-ting-hart) [Walter Valentine de *Keating-Hart*, French physician, 1870–1922]. See *fulguration.*

kedani disease (ka-dan'e). See *tsutsugamushi disease*, under *disease.*

Keeley cure (ke'le) [Leslie G. *Keeley*, American physician, 1832–1900]. See under *cure*

Keen's operation, sign [William Williams *Keen*, Philadelphia surgeon, born 1837] See under *operation* and *sign.*

keeper (kēp'er). The armature of a magnet.

kefilac (ke'fil-ak). A proprietary preparation of lactic acid bacteria for the making of sour milk.

kefir, kefyr, kephyr (kef-ēr'). A preparation of milk acted upon by kefir grains, which are small, irregular, yellowish, granules of a gelatinous consistency, used in the Caucasus for fermenting milk. The essential organisms in these grains seem to be Lactobacillus caucasicus and Torula kefir. **arsenical k.**, any one of a series of preparations consisting of kefir medicated with Fowler's solution of arsenic. **guaiacol-carbonate k.**, any one of a series of proprietary preparations of guaiacol carbonate and kefir.

Kehr's incision, operation (kahrz) [Hans *Kehr*, German surgeon, 1862–1916]. See under *incision* and *operation.*

keimol (ki'mol). A proprietary antiseptic preparation.

keirospasm (ki'ro-spazm) [Gr. *κείρειν* to shear + *spasm*]. Shaving cramp.

Keith's bundle, node (kēths) [Arthur *Keith*, London physician, born 1862]. See under *bundle* and *node.*

Keith-Flack node [Arthur *Keith*; Martin *Flack*, physiologists in London]. See under *node.*

kelectome (ke'lek-tōm) [Gr. *κήλη* tumor + *ἐκτομή* excision]. A device used in removing specimens of tissue from tumors.

kelene, kelin (ke'lēn, ke'lin). A proprietary preparation of ethyl chlorid, used as a local anesthetic.

kelis (ke'lis) [Gr. κηλίς stain]. Same as *morphea;* also *keloid.*

kellin (kel'in) [from *kel*, the Egyptian name of the plant]. A cardiant and spinant remedy derived from *Am'mi visna'ga.*

Kelling's test (kel'ings) [Georg *Kelling*, contemporary German physician]. See under *tests.*

Kelly's operation, speculum (kel'ēz) [Howard Atwood *Kelly*, Baltimore surgeon, born 1858]. See under *operation* and *speculum.*

keloid (ke'loid) [Gr. κηλίς scar + εἶδος form]. A new-growth or tumor of the skin, consisting of whitish ridges, nodules, and plates of dense tissue. These growths tend to recur after removal, and are sometimes tender or painful. The condition is very frequent in the colored race, and is believed to be dependent upon traumatism. **acne-k.**, an affection, chiefly of the nape of the neck, resembling sycosis and keloid. **Addison's k.**, morphea. **Alibert's k., cicatricial k., false k.**, a growth resembling a true keloid, but due to hypertrophy of a cicatrix.

kelos (ke'los). Same as *keloid.*

kelosomus (ke-lo-so'mus). See *celosomia.*

kelotomy (ke-lot'o-me) [Gr. κήλη hernia + τέμνειν to cut] The surgical division of the stricture in strangulated hernia.

kelvin (kel'vin) [Lord *Kelvin* (William Thompson), British physicist, born 1824]. A unit of electricity representing 1000 volt hours.

kenophobia (ken-o-fo'be-ah) [Gr. κενός empty + φόβος fear]. Morbid dread of large open spaces.

kenotoxin (ken'o-toks-in). The toxin of fatigue; produced in muscle by muscular contractions.

kentrokinetic (ken''tro-kin-et'ik). Pertaining to kentrokinesis, excitomotor.

kephaldol (kef'al-dol). A proprietary antipyretic preparation, citrophenetidin chininasodium

kephalepsalis (kef-al-ep'sal-is) [Gr. κεφαλή head + ψαλίς scissors] Shears for use in embryotomy.

kephalin (kef'al-in), and other words beginning **kephal-**. See *cephalin*, etc.

kephaline (kef'al-in). A proprietary headache cure.

kephalose (kef'al-ōs). A French headache remedy.

kephir, kephyr (kef'ēr). Same as *kefir.*

kephirin (kef'er-in). A proprietary name for acetylsalicylic acid. See *aspirin.*

keracele (ker'as-ēl) [Gr. κέρας horn + κήλη tumor]. A horny tumor.

Kerandel's symptom (ker-an-delz') [Jean Francois *Kerandel*, French colonial physician, born 1873] See under *symptom.*

keraphyllocele (ker-af-il'o-sēl) [Gr. κέρας horn + φύλλον leaf + κήλη tumor]. A horny tumor on the inner surface of the wall of a horse's hoof.

kerasin (ker'as-in). A galactosid, probably, $C_{47}H_{89}NO_7$, obtained from brain substance. It yields on hydrolysis galactose, sphingosin, and lignoceric acid.

keratalgia (ker-at-al'je-ah) [Gr. κέρας horn + ἄλγος pain]. Pain in the cornea.

keratectasia (ker''at-ek-ta'ze-ah) [Gr. κέρας horn + ἔκτασις extension]. Protrusion of the cornea.

keratectomy (ker-at-ek'to-me) [Gr. κέρας cornea + ἐκτομή excision]. Excision of a portion of the cornea: usually done for anterior staphyloma.

keratiasis (ker-at-i'as-is) [Gr. κέρας horn]. The presence of horny warts on the skin.

keratic (ker-at'ik). Pertaining to horn.

keratin (ker'at-in) [Gr. κέρας horn] An albuminoid which forms the base of epidermis, hair, and of all horny tissues. It is a very insoluble protein, contains sulphur, and yields tyrosin and leucin on decomposition. Its solution is sometimes used in coating pills.

keratinize (ker-at'in-īz). 1. To render horny. 2. To become horny.

keratinoid (ker'at-in-oid). A form of tablet not soluble in the stomach, but readily soluble in the intestine.

keratinose (ker-at'in-ōs). An albumose obtained from keratin by hydrolyzing with an acid, alkali, or ferment.

keratinous (ker-at'in-us). Containing or of the nature of keratin; horny.

keratitis (ker-at-i'tis) [Gr. κέρας horn + *-itis*]. Inflammation of the cornea **k. bandelette.** Same as *ribbon-like k.* **k. bullo'sa,** the formation of large or small bullæ or blebs upon the cornea. **deep k.** See *interstitial k.* **dendriform k., dendritic k.**, that which results in a dendriform ulceration of the cornea. **k. discifor'mis,** keratitis with the formation of a round or oval, disk-like opacity of the cornea. **fascicular k.**, keratitis attended by the formation of a band of blood-vessels. **furrow k.**, dendritic keratitis. **herpetic k.**, keratitis occurring along with herpes zoster. **hypopyon-k.**, suppurative keratitis associated with purulent infiltration and hypopyon **interstitial k.**, a chronic variety of keratitis with deep deposits in the substance of the cornea, which becomes hazy throughout and has a ground-glass appearance (Sichel, 1837). The disease is associated with congenital syphilis, and occurs in children before the fifteenth year. Called also *parenchymatous k.* and *deep k.* **lagophthalmic k.**, that which accompanies lagophthalmos; it is due to exposure of the eyeball to the air. **marginal k.**, phlyctenular keratitis in which the papules are arranged around the margin of the cornea. **mycotic k.** Same as *keratomycosis* **neuroparalytic k.**, that which follows disease of the trifacial nerve. **oystershuckers' k.**, a kind of suppurative keratitis produced by pieces of oyster-shell which have entered the cornea. **parenchymatous k.** See *interstitial k* **phlyctenular k.**, a variety characterized by the formation of pustules or papules on the cornea. **k. profun'da,** interstitial keratitis. **k. punctа'ta, punctate k.**, descemetitis, cyclitis, or serous iritis resulting in dotted opacity of the cornea. **k. puncta'ta subepithelia'lis,** a form with gray areas on the cornea under Bowman's membrane, with an intact superficial epithelium. **purulent k.**, that in which there is formed either a suppurating ulcer or an abscess. **reapers' k.**, suppurative keratitis due to the wounding of the cornea by the awn of some grain, as barley. **ribbon-like k.**, the formation of a transverse film on the cornea **sclerosing k.**, keratitis associated with scleritis, leading to hyperplasia. **secondary k.**, keratitis due to disease of some other part of the eye. **suppurative k.**, keratitis attended with, or associated with, suppuration. **trachomatous k.** See *pannus.* **traumatic k.**, that which results from a wound. **vascular k.**, keratitis accompanied by the formation of blood-vessels beneath the conjunctiva and outer layers of the cornea **vasculonebulous k.**, pannus. **vesicular k.**, keratitis with the development of small vesicles on the surface **xerotic k.**, softening of the cornea.

kerato- [Gr κέρας horn, cornea]. A prefix denoting some relation to horny tissue or to the cornea

kerato-angioma (ker''at-o-an-je-o'mah). Same as *angiokeratoma*

keratocele (ker'at-o-sēl) [Gr. κέρας horn + κήλη hernia]. Hernia of the innermost layer of the cornea (Descemet's membrane).

keratocentesis (ker''at-o-sen-te'sis) [Gr κέρας horn + κέντησις puncture]. Puncturation of the cornea.

keratoconjunctivitis (ker"at-o-kon-junk-tiv-i'tis). Inflammation of the cornea and conjunctiva.

keratoconus (ker"at-o-ko'nus) [Gr. *κέρας* horn + *κῶνος* cone]. A cone-shaped deformity of the cornea.

keratocricoid (ker"at-o-kri'koid). The posterior cricothyroid muscle.

keratoderma (ker"at-o-der'mah) [Gr. *κέρας* horn + *δέρμα* skin]. 1. A horny skin or covering. 2. The cornea.

keratodermatitis (ker"at-o-der-mat-i'tis) [Gr. *κέρας* horn + *δέρμα* skin + *-ιτις* inflammation]. Inflammation of the stratum corneum of the skin.

keratodermia (ker"at-o-der'me-ah) [Gr. *κέρας* horn + *δέρμα* skin]. Hypertrophy of the horny layer of the skin.

keratogenetic (ker"at-o-jen-et'ik). Pertaining to keratogenesis.

keratogenous (ker-at-oj'en-us) [Gr *κέρας* horn + *γεννᾶν* to produce]. Giving rise to a growth of horny tissue.

keratoglobus (ker"at-o-glo'bus) [Gr *κέρας* horn + L. *glo'bus* globe] A globular enlargement and protrusion of the cornea.

keratoglossus (ker"at-o-glos'us). See *muscles, table of*.

keratohelcosis (ker"at-o-hel-ko'sis) [Gr. *κέρας* horn + *ἕλκωσις* ulceration]. Ulceration of the cornea

keratohyalin (ker"at-o-hi'al-in). A form of hyalin found in the skin.

keratohyaline (ker"at-o-hi'al-in). Both horny and hyaline, like the material of the stratum granulosum of the epidermis

keratoid (ker'at-oid) [Gr. *κέρας* horn + *εἶδος* form]. Resembling horn or corneal tissue

keratoiditis (ker"at-oi-di'tis) Same as *keratitis*.

kerato-iridocyclitis (ker"at-o-i"rid-o-sik-li'tis). Inflammation of the cornea, iris, and ciliary body.

kerato-iridoscope (ker"at-o-i-rid'o-skōp) [Gr. *κέρας* horn + *ἶρις* iris + *σκοπεῖν* to see] A form of compound microscope for examining the eye.

kerato-iritis (ker"at-o-i-ri'tis) [Gr. *κέρας* horn + *ἶρις* iris]. Inflammation of the cornea and iris.

keratoleptynsis (ker"at-o-lep-tin'sis) [Gr *κέρας* horn + *λεπτύνειν* to make thin] Removal of the anterior thickness of the cornea and covering of the denuded area with bulbar conjunctiva. An operation for preserving a non-functioning eye for esthetic purposes

keratoleukoma (ker"at-o-lu-ko'mah) [Gr. *κέρας* horn + *leukoma*]. A white opacity of the cornea.

keratolysis (ker-at-ol'is-is) [Gr *κέρας* horn + *λύσις* a loosening]. The peeling off of the skin.

keratolytic (ker"at-o-lit'ik). Pertaining to or producing keratolysis.

keratoma (ker-at-o'mah), pl. *kerato'mata* [Gr. *κέρας* horn + *-ωμα* tumor]. Any horny tumor; a growth of horny tissue. **k. diffu'sum,** ichthyosis congenita. **k. planta're sulca'tum,** a thickened fissured condition of the skin of the soles of the feet. It may be the tertiary lesion of framboesia tropica **k. seni'le,** the lesion of senile keratosis.

keratomalacia (ker"at-o-mal-a'se-ah) [Gr. *κέρας* horn + *μαλακία* softness]. Softening of the cornea

keratome (ker'at-ōm) [Gr. *κέρας* horn + *τέμνειν* to cut]. A knife for incising the cornea.

keratometer (ker-at-om'et-er) [Gr. *κέρας* horn + *μέτρον* measure] An instrument for measuring the curves of the cornea.

keratometry (ker-at-om'et-re). The measurement of the cornea.

keratomycosis (ker"at-o-mi-ko'sis) [Gr. *κέρας* cornea + *μύκης* fungus]. Fungous disease of the cornea. **k. lin'guæ.** See *black tongue*, under *tongue*.

keratonosis (ker"at-o-no'sis). Any anomaly in the horny structure of the epidermis.

keratonosus (ker-at-on'o-sus) [Gr. *κέρας* cornea + *νόσος* disease]. Any disease of the cornea.

keratonyxis (ker"at-o-niks'is) [Gr. *κέρας* cornea + *νύσσειν* to puncture]. Puncture of the cornea, as in certain operations on the cornea.

keratoplasty (ker'at-o-plas-te) [Gr. *κέρας* cornea + *πλάσσειν* to form]. Plastic surgery of the cornea; especially the transference of a piece of the cornea of a lower animal to the human eye to take the place of an opaque spot therein. **optic k.,** the transference of a piece of corneal tissue to replace a scar which interferes with vision. **tectonic k.,** transplantation of corneal material with a view simply to supply lost tissue.

keratoscleritis (ker"at-o-skle-ri'tis). Inflammation of the cornea and sclera.

keratoscope (ker'at-o-skōp) [Gr. *κέρας* cornea + *σκοπεῖν* to observe]. An instrument for examining the cornea.

keratoscopy (ker-at-os'ko-pe). The examination of the cornea; more especially the study of the reflections of light from its anterior surface.

keratose (ker'at-ōs). Horny.

keratosic (ker-at-o'sik). Pertaining to or characterized by keratosis.

keratosis (ker-at-o'sis) [Gr. *κέρας* horn]. Any horny growth, such as a wart or callosity; any disease attended by horny growths. **k. blennorrha'gica,** a condition marked by thickened horny growths on the skin and associated with gonorrheal arthritis **k. diffu'sa fœta'lis.** See *ichthyosis congenita* **k. follicula'ris,** a skin disease characterized by papules containing scabby crusts that can be squeezed out. It is a cornification of the epithelial layers of the skin. Called also *Darier's disease, ichthyosis follicularis, pseudospermosis, acne sebacée cornée, ichthyosis sebacea cornea* **k. follicula'ris conta'giosa,** Brooke's name for a rare form of cornification of the skin, apparently of a contagious nature **k. ni'gricans,** a skin affection consisting of dark colored warty growths, especially on the back of the neck and axillary and pectoral folds Called also *acanthosis nigricans*. **k. obtu'rans,** a mass of epidermic scales and cerumen in the external auditory meatus **k. pila'ris,** a disease of the skin marked by the formation of a hard elevation around each hair-follicle. **k. seni'lis,** a harsh, dry state of the skin in old age.

keratotome (ker-at'ot-ōm). See *keratome*.

keratotomy (ker-at-ot'o-me) [Gr. *κέρας* cornea + *τέμνειν* to cut] Surgical incision of the cornea.

keraunoneurosis (ker-aw"no-nu-ro'sis) [Gr. *κεραυνός* lightning + *νεῦρον* nerve]. A nervous disorder due to lightning-stroke.

keraunophobia (ker-aw-no-fo'be-ah) [Gr. *κεραυνός* lightning + *φόβος* fear]. Morbid dread of lightning.

kerectomy (ke-rek'to-me) [Gr. *κέρας* cornea + *ἐκτομή* excision] Removal of a part of the cornea.

kerion (ke're-on) [Gr. *κηρίον* honey-comb]. A pustular disease of the scalp; tinea kerion **Celsus' k.,** pustular inflammation of the hair-follicles of the scalp in tinea tonsurans.

keritherapy (ker-ith-er'ap-e) [Gr. *κέρος* wax + *θεραπεία* treatment]. 1. Treatment by baths of liquid paraffin· used in gout, sciatica, and nutritional disorders. 2. Treatment of extensive burns with paraffin solutions.

Kerkring's folds, ossicles, valves (ker'kringz) [Theodorus *Kerkring*, Dutch anatomist, 1640–1693]. See under *fold, ossicle*, and *valve*.

kermes (ker'mēz) [Arabic, Persian]. The *Coc'cus il'icis*, an insect found on the leaves of various oaks, chiefly on *Quer'cus coccif'era* (kermes-oak). It furnishes a red pigment which is used as a dyestuff. **k.-mineral,** antimony oxysulphid.

kernel (ker'nel). That part of an atom left after removal of the ionizable electrons.

Kernig's sign (ker'nigz) [Vladimir *Kernig*, a physician in St. Petersburg, born 1840]. See under *sign*.

Kernschwund (kārn'shwund) [Ger.]. Congenital faulty development or absence of nuclei in the cells of the central nervous system; *e. g.*, in congenital ophthalmoplegia (Moebius).

kerocain (ker'o-ka-in). Novocain of British manufacture.

keroid (ker'oid) [Gr. κεροειδής horn-like]. Resembling the cornea.

kerol (ke'rol). A mixture of the high boiling hydroxyl compounds of coal-tar containing a diphenyl nucleus used as an antiseptic.

keroline (ker'o-lin) A liquid used as a solvent for ichthyol.

kerosolene (ker-os'o-lēn). A volatile fluid from petroleum: it smells like chloroform and is anesthetic.

kerotherapy (ker-o-ther'ap-e). Keritherapy.

kerril (ker'il). A venomous sea-snake, *Hydro'phis jerdo'ni*, of the Indian Ocean.

kestin (kes'tin). Trinitrophenol combined with resorcinol, ammonium chlorid, orthoboric acid, and formaldehyd· a proprietary antiseptic, antipruritic, and analgesic agent.

ketene (ke'tēn) A colorless gas of penetrating odor, carbomethane, $H_2C \cdot CO$. It is the simplest of the ketones; combines with water to form acetic acid

keto-. A prefix which denotes the possession of the carbonyl group, : C : O.

keto-aldehyd (ke-to-al'de-hīd). A compound which is a ketone and an aldehyd.

ketogenesis (ke-to-jen'es-is) [*ketone* + Gr. γένεσις generation]. The production of acetone bodies.

ketogenetic (ke"to-jen-et'ik). Forming ketones.

ketogenic (ke-to-jen'ik) Forming ketone; capable of being converted into ketone. The ketogenic substances in metabolism are the fatty acids and certain of the amino-acids of protein.

ketogenic-antiketogenic ratio. See under *ratio*.

ketohexose (ke-to-heks'ōs). A hexose which is a ketone derivative. Cf. *aldohexose*.

ketol (ke'tol). See *indol*.

ketolytic (ke-to-lit'ik) [*ketone* + Gr. λυτικός dissolving] Splitting up acetone bodies; antiketogenic. In metabolism carbohydrate is the ketolytic substance.

ketone (ke'tōn). Any compound containing the carbonyl group, CO. **k. bodies**, acetone bodies. See under *body* **dimethyl k.** See *acetone*.

ketonemia, ketonæmia (ke-to-ne'me-ah) [*ketone* + Gr. αἷμα blood]. The presence of ketone (acetone) bodies in the blood.

ketonuria (ke-to-nu're-ah) [*ketone* + Gr. οὖρον urine] The presence of ketones (acetone bodies) in the urine.

ketoplasia (ke-to-pla'se-ah). The formation of ketone bodies.

ketoplastic (ke-to-plas'tik) [*ketone* + Gr. πλάσσειν to form]. Causing the formation of ketone.

ketoreductase (ke"to-re-duk'tās). An enzyme in liver, muscle, and kidney which transforms acetoacetic acid into l-β-oxybutyric acid.

ketose (ke'tōs). A sugar which is the ketone of a hexatomic alcohol; any sugar which contains a carbonyl group.

ketosid, ketoside (ke'to-sid). Any glucosid which yields ketose on hydrolysis.

ketosis (ke-to'sis). A condition marked by excessive formation of ketones in the body.

kettle, croup (ket'l). A kettle arranged for giving off a continuous stream of steam: used in giving vapor inhalations and for keeping the atmosphere of the room humid in cases of croup or laryngitis.

key, DuBois-Reymond's (kē). An appliance by means of which electric currents can be sent through both electrodes or through a short circuit.

keynote (ke'nōt). A homeopathic term for the characteristic property of a drug which indicates its use in treating a similar symptom of disease.

Key-Retzius foramina [Ernst Axel Henrik *Key*, Swedish physician, 1832–1901; Magnus Gustaf *Retzius*, Swedish histologist, born 1842]. See *foramen*.

Kg. Abbreviation for *kilogram*.

kharsin (kar'sin). The proprietary name of sodium 3-methyl-4-aminophenylarsonate, a white, crystalline powder used in protozoan diseases.

kharsivan (kar'siv-an). A British-made substitute for salvarsan.

khat (kat). See *Catha*.

$KHCO_3$. Potassium acid carbonate.

khosam (ko'sam). See *kosam*.

K. H. P. Abbreviation for *Honorary Physician to the King*.

K. H. S. Abbreviation for *Honorary Surgeon to the King*.

$KHSO_4$. Potassium bisulphate.

KI. Potassium iodid.

kibe (kīb). The same as *chilblain*.

kibisitome (ki-bis'it-ōm) [Gr. κίβισις pouch + τομή cut]. Same as *cystitome*.

kidinga pepo (kid-in'gah pe'po) [cramp-like pains]. A disease of Zanzibar, probably same as dengue.

kidney (kid'ne) [L. *ren*] Either of the two glandular bodies in the lumbar region that secrete the urine. Each kidney is about four inches long, two inches wide, and one inch thick, and weighs from four to six ounces The kidney is of characteristic shape, presents a notch on the inner border, known as the *hilus*, which communicates with the cavity or sinus by which the vessels, nerves, and ureter pass The kidney consists of a *cortical substance* and of a *medullary substance*. The medullary substance forms pyramids, whose bases are in the cortex, and whose apices, which are called *papillæ*, project into the calices of the *pelvis* of the kidney. The renal pyramids of Malpighi are in three rows, and number from ten to fifteen. The parenchyma of the kidney is composed of *uriniferous tubules*, held together by a little connective tissue The terminal orifices of these open at the summit of each papilla A uriniferous tubule begins at a capsule of Malpighi within the cortex, has a neck or constriction below the capsule, becomes the proximal convoluted tube, then the spiral tube of Schachowa, and successively Henle's loop, irregular tubule, distal convoluted tubule curved tubule, and the straight collecting tubule, which opens at the apex of a renal papilla. The straight collecting tubes converge as they descend, forming groups in the center, known as *medullary rays*. The *pyramids of Ferrein* are the subordinate cones of the kidney papillæ. The tubules are lined with pavement epithelium; the epithelium in other portions varies in shape and size. An envelop of a glomerule of the kidney is known as *Bowman's capsule*. Urine is formed by a process partly physical and partly vital, the watery elements being extruded from the blood by filtration; the solid portions by a special elaborative action of the renal epithelium. **amyloid k.**, one that is the seat of amyloid or waxy degeneration. **arteriosclerotic k.**, a kidney contracted as a result of sclerosis of the renal arteries. **atrophic k.**, a kidney affected with diffuse chronic nephritis. **branny k.**, a kidney which appears as if it contained bran, due to fatty degeneration in spots. **cicatricial k.**, a shriveled, irregular, and scarred kidney: usually the last stage of a surgical kidney. **cirrhotic k.**, granular kidney. **contracted k.**, granular kidney. **cyanotic k.**, passive conges-

tion of the kidney. **cystic k.**, a kidney containing cysts **disk k.**, a condition in which the two kidneys are fused, one kidney being superimposed upon the other **fatty k.**, a kidney affected with fatty degeneration. **floating k.**, one which is loosened and displaced. **Formad's k.**, an enlarged and deformed kidney, sometimes seen in chronic alcoholism. **gouty k.**, **granular k.**, one affected with chronic interstitial inflammation. See *diffuse chronic nephritis*, under *nephritis*. **head-k.**, the pronephros. **horseshoe-k.**, the two kidneys partially united or fused. **lardaceous k.**, an amyloid kidney. **large white k.**, one affected with chronic interstitial nephritis. **leaky k.**, a condition in which the kidneys allow sugar to pass through into the urine at a lower level of blood-sugar concentration than usual, resulting in renal glycosuria. **massage-k.**, a condition of chronic renal incompetence and uremia due to excessive excretory effort on the part of the kidney, resulting from the improper and excessive application of massage to a gouty patient. **mural k.**, a kidney located in a pocket of peritoneum in the abdominal wall. **palpable k.**, slight nephroptosis. **pelvic k.**, dislocation of the kidney into the pelvis. **pig-back k.**, a kidney congested and enlarged as a result of chronic alcoholism. **primordial k.**, the pronephros. **red contracted k.**, a gouty kidney **Rokitansky's k.**, amyloid kidney. **Rose-Bradford k.**, a form of fibrotic kidney of inflammatory origin found in young subjects. **sclerotic k.**, granular kidney. **sigmoid k.**, a deformed and fused kidney somewhat resembling the horseshoe form, the upper pole of one kidney being fused with the lower pole of the other. **small white k.**, an atrophied and degenerated state of the kidney following a chronic interstitial nephritis. **soapy k.**, a large white kidney which contains myelins instead of simple fats. **solitary k.**, a kidney made up of two kidneys fused **succenturiate k.**, a suprarenal body. **supernumerary k.**, an occasional kidney-like structure detached from the kidney proper **surgical k.**, suppurative pyelonephritis following an operation upon a urinary organ **wandering k.**, a floating or displaced kidney. **waxy k.**, an amyloid kidney.

Kielland's forceps (kyel'ands) [Christian *Kielland*, contemporary Norwegian obstetrician]. See under *forceps*.

Kienboch's disease (kēn'boks). Chronic osteitis of the semilunar bone.

Kienboeck unit (kēn'bek) [Robert *Kienboeck*, Austrian physician, born 1871]. See under *unit*.

Kiernan's space (ker'nanz) [Francis *Kiernan*, English physician, 1800–1874]. Interlobar space of the liver

kieselguhr (ke'sel-goor) [Ger.]. A fossil earth used for clearing fluids and as an absorbent dressing.

Kiesselbach's area or **space** (ke'sel-bahks) [W. *Kiesselbach*, German laryngologist, 1839–1902]. See under *area*.

kiestein (ki-es'te-in). Same as *kyestein*.

kikekunemalo (ki''ke-ku-ne-mah'lo). A resin much resembling copal used for varnishes.

kil (kil). A white, sticky, and soapy clay from the Black Sea region. When sterilized, it is employed as an ointment-base for use in skin diseases.

Kilian's line (kil'e-anz) [Herman Friedrich *Kilian*, German gynecologist, 1800–1863]. See under *line*.

Killian's operation (kil'e-anz) [Gustav *Killian*, German laryngologist, 1860–1921]. See under *operation*.

kilogram (kil'o-gram). One thousand grams, or 2.68 pounds troy. See *weights and measures*.

kilogrammeter (kil'o-gram-me-ter). A unit of work, representing the energy required to raise 1 gm. a meter vertically against gravitational force, equivalent to about 7.2 foot-pounds and equal to 1000 grammeters.

kiloliter (kil'o-le-ter) [Fr. *kilolitre*]. One thousand liters; 35.3171 cubic feet. See *weights and measures*.

kilometer (kil'o-me-ter) [Fr. *kilomètre*]. One thousand meters. See *weights and measures*.

kilurane (kil'u-rān). A unit of radio-activity, being 1000 uranium units.

Kimpton-Brown tube [Arthur Ronald *Kimpton*, Boston surgeon]. See under *tube*.

kinæsthesia, kinæsthesis (kin-es-the'ze-ah, kin-es-the'sis). See *kinesthesia*.

kinanesthesia (kin-an-es-the'ze-ah) [Gr. κίνησις motion + *anesthesia*]. Loss of power of perceiving the sensation of movement, due to derangement of deep sensibility.

kinase (kin'ās) [Gr. κίνησις motion]. A colloidal substance existing in various tissues which serves to activate the specific enzyme of those tissues.

kinazyme (kin'az-īm). A proprietary preparation of extracts from the pituitary, pancreas, liver, and spleen given as a stimulus to metabolism.

kinectine (kin-ek'tin). A preparation, benzosulphone-para-amino-phenyl-arsenate of quinin: used in influenza, coryza, catarrh, hay-fever, malaria, etc.

kinematics (kin-e-mat'iks) [Gr. κίνεμα motion]. The science of motion, including the movements of the body.

kinematograph (kin-em-at'o-graf) [Gr. κίνεμα motion + γράφειν to record]. An instrument for exhibiting pictures of objects in motion. it is of considerable service in diagnosis.

kineplastics (kin-e-plas'tiks). Kineplasty.

kineplasty (kin'e-plas-te) [Gr. κίνησις motion + πλάσσειν to form]. Plastic amputation; amputation in which the stump is so formed as to be utilized for motor purposes.

kinergety (kin-er'jet-e). The capacity for kinetic energy.

kinesalgia (kin-es-al'je-ah) [Gr. κίνησις movement + ἄλγος pain]. Pain on muscular exertion.

kinescope (kin'es-kōp) [Gr. κίνησις motion + σκοπεῖν to view]. An instrument for measuring ocular refraction, in which the patient observes a fixed object through a slit in a moving disk.

kinesia, kinetia (kin-e'se-ah, kin-e'te-ah). Motion sickness, including sea-sickness, car-sickness, etc.

kinesialgia (kin-e-se-al'je-ah). Kinesalgia.

kinesiatrics (kin-e-se-at'riks) [Gr. κίνησις motion + ἰατρικός curative]. Same as *kinesitherapy*.

kinesi-esthesiometer (kin-e''se-es-the-ze-om'et-er) [Gr κίνησις motion + αἴσθησις sensation + μέτρον measure]. An instrument for estimating or measuring the muscular sense.

kinesimeter (kin-e-sim'et-er) [Gr. κίνησις motion + μέτρον measure]. 1. An instrument for the quantitative measurement of movements. 2. An instrument for exploring the surface of the body to test cutaneous sensibility.

kinesiodic (kin-e-se-od'ik) [Gr. κίνησις motion + ὁδός way] Pertaining to motor nerve-paths.

kinesiology (kin-e-se-ol'o-je) [Gr. κίνησις motion + λόγος discourse]. The sum of what is known regarding muscular movements, especially hygienic or therapeutic movements.

kinesiometer (kin-e-se-om'et-er). Same as *kinesimeter*.

kinesioneurosis (kin-e''se-o-nu-ro'sis) [Gr. κίνησις movement + *neurosis*]. A functional nervous disorder characterized by derangement of the nervous system. **external k.**, one that affects the muscles of external relation. **internal k.**, **visceral k.**, one that affects the muscles of the viscera. **vascular k.** Same as *angioneurosis*.

kinesipathy (kin-es-ip'ath-e). An incorrect synonym of *kinesitherapy*.

kinesiphony (kin-e-sif'o-ne) [Gr. *κίνησις* motion + *φόνη* sound]. The employment of a buzzer in retraining the hearing.

kinesitherapy (kin-es''e-ther'ap-e) [Gr. *κίνησις* motion + *θεραπεία* cure]. The treatment of disease by movements or exercise; lingism.

kinesodic (kin-e-sod'ik) [Gr. *κίνησις* motion + *ὁδός* way]. Pertaining to the conveyance of motor impulses.

kinesthesia, kinesthesis (kin-es-the'ze-ah, kin-es-the'sis) [Gr. *κινεῖν* to move + *αἴσθησις* sensation] The sense by which muscular motion, weight, position, etc., are perceived.

kinesthesiometer (kin''es-the-ze-om'et-er) [*kinesthesia* + Gr. *μέτρον* measure] A device by which to measure or test the muscular sensibility.

kinesthetic (kin-es-thet'ik). Pertaining to kinesthesia or the muscular sense.

kinetic (kin-et'ik) [Gr. *κινητικός*]. Pertaining to or producing motion.

kinetism (kin'et-izm). The ability to perform or initiate muscular action.

kinetogenic (kin-e''to-jen'ik) [Gr *κινητός* movable + *γεννᾶν* to produce]. Causing or producing movement.

kinetographic (kin-et-o-graf'ik) [Gr. *κινητός* movable + *γράφειν* to record] Recording graphically the movements of parts and features.

kinetonucleus (kin-et-o-nu'kle-us) [Gr. *κινητός* movable + *nucleus*]. The micronucleus or centrosome of a cell as distinguished from the principal nucleus or trophonucleus.

kinetoplasm (kin-et'o-plazm) [Gr. *κινητός* movable + *πλάσμα* something formed]. The most highly contractile portion of the cytoplasm of a cell; the energy-plasm· the term is applied to the chromatophilic elements in the nervous tissue.

kinetoscope (kin-et'os-kōp) [Gr. *κινητός* movable + *σκοπεῖν* to view]. A form of chromophotograph. useful in diagnosis and in physiologic study.

kinetoscopy (kin-et-os'ko-pe). Serial photography which exhibits the motions of the limbs or features. used in diagnosis.

kinetosis (kin-e-to'sis), pl. *kinetoses* [Gr. *κίνησις* motion]. Any disease due to unaccustomed motions, as car-sickness and sea-sickness.

kinetotherapy (kin-et-o-ther'ap-e). Same as *kinesitherapy*.

king's evil. Scrofula.

kink, Lane's (kink'). A bending and twisting of the ileum in its last six inches, with adhesions of the folds to one another, producing narrowing and obstruction of the lumen. Called also *ileal k* and *angulation of the ileum*.

kino (ki'no). The dried juice of *Pterocar'pus marsu'pium*, of southern Asia, and of various other trees. It is a strong astringent, and is used in diarrhea mixtures and gargles. Dose, 5–30 gr. (0.333–2 gm.); of compound powder (*pul'vis ki'no compos'itus*), 5–15 gr. (0.333–1 gm.); of tincture (*tinctu'ra ki'no*, U. S. P.), ½–2 dr. (2–8 c.c).

kinocentrum (ki-no-sen'trum). The centrosome.

kinoin (ki'no-in). A principle, $C_{14}H_{12}O_6$, from Australian kino.

kinology (ki-nol'o-je). Kinesiology.

kinometer (kin-om'et-er) [Gr. *κινεῖν* to move + *μέτρον* measure]. An instrument for measuring uterine displacements.

kinone (kin'ōn). Same as *quinone*.

kinoplasm (ki'no-plazm) [Gr. *κινεῖν* to move + *πλάσμα* plasm]. The specific kinetic or motor substance of a cell; functional protoplasm. Called also *archoplasm* and *ergastoplasm*.

kinoplastic (ki-no-plas'tik). Pertaining to kinoplasm.

kinosphere (ki'no-spēr) [Gr. *κινεῖν* to move + *sphere*]. Same as *aster*.

kinotoxin (ki-no-tok'sin) [Gr. *κινεῖν* to move + *toxin*]. A fatigue toxin.

kinovin (kin-o'vin). Same as *quinovin*.

kiono-. For words thus beginning, see under *ciono-*.

kiotome (ki'ot-ōm) [Gr. *κίων* column + *τέμνειν* to cut]. A knife for amputating the uvula.

kiotomy (ki-ot'o-me). The use of the kiotome; amputation of the uvula.

Kirmisson's operation (kēr'me-sawz') [Edouard *Kirmisson*, French surgeon, born 1848]. See under *operation*

kirrhonosis (kir-on-o'sis). Kirronosis.

kirronosis (kir-ron-o'sis) [Gr. *κιρρός* yellow + *νόσος* disease]. Lobstein's term for fetal jaundice, affecting the serous membranes exclusively.

Kirstein's method (kēr'stīnz) [Alfred *Kirstein*, German physician, 1863–1923]. See under *method*.

kissing bug. See *Melanolestes picipes*.

Kissingen salts (kis'ing-en) An aperient salt from the waters of a spring at Kissingen, Bavaria.

Kitasato's bacillus, filter, serum (ke-tas-ah'-tōz) [Shibasaburo *Kitasato*, Japanese bacteriologist, born 1856]. See under *bacillus, filter, serum*.

Kittel's treatment (kit'elz) [M. J. *Kittel*, contemporary German physician] See *treatment*.

k.-j. Abbreviation for *knee-jerk*.

Kjeldahl's method (kyel'dahlz) [Johann *Kjeldahl*, Danish chemist, 1849–1900]. See under *method*.

kl. Abbreviation for *klang* and *kiloliter*.

klang (klahng) [Ger.]. A compound musical tone; a fundamental tone combined with its overtones.

Klapp's creeping treatment (klaps) [Rudolf *Klapp*, surgeon in Berlin, born 1873] See *treatment*.

klatsch-preparation (klatsh). A cover-glass preparation made by pressing a cover-glass on a plate-culture of bacteria.

Klebs-Löffler bacillus (klebs-lef'lar) [Edwin *Klebs*, bacteriologist in Berlin, 1834–1913, Friederich A. J *Loffler*]. See under *bacillus*.

klemmolin (klem'o-lin). A proprietary preparation of pine-leaves and poplar-buds a rheumatism cure.

kleptomania (klep-to-ma'ne-ah) [Gr *κλέπτειν* to steal + *μανία* madness]. An insane impulse to steal; insanity marked by a desire to steal.

kleptomaniac (klep-to-ma'ne-ak). A person affected with kleptomania.

kleptophobia (klep-to-fo'be-ah) [Gr. *κλέπτειν* to steal + *φόβος* fear]. Insane dread of becoming a thief.

Klieg eye (klēg) [named from *Kliegal*, the name of the manufacturer of the electric lamps used in moving picture making]. See under *eye*.

klim (klim). A proprietary milk powder.

klinol (kli'nol). A proprietary analgesic and antipyretic.

Klinophilus (kli-nof'il-us). Same as *Cimex*.

Klippel's disease (klip'elz) [Maurice *Klippel*, French neurologist, born 1858]. Arthritic general pseudoparalysis.

kliseometer (klis-e-om'et-er). Same as *cliseometer*.

Kluge's method (kloo'gez) [Karl Alexander Ferdinand *Kluge*, German obstetrician, 1782–1844]. See under *method*.

Klumpke's paralysis (kloomp'kez) [Madame A. Déjerine *Klumpke*, contemporary Parisian neurologist]. See under *paralysis*.

Km. Abbreviation for *kilometer*.

$KMnO_4$. Potassium permanganate.

Knapp's forceps, streaks (naps) [Hermann *Knapp*, New York ophthalmologist, 1832–1911].

knee (ne) [L. *ge'nu*]. The anterior aspect of the leg at the articulation of the femur and tibia; also the articulation itself. **automobile k.**, chronic congestion of the ligaments of the knee-joint due to the posture in driving an automobile. **big-k.** 1. Bursitis over the knees of cattle. 2. A tumor of the bony parts of the knee-joint in horses. **Brodie's k.**, a chronic synovitis of the knee-joint in which the affected parts acquire a soft and pulpy consistence. **broken k.**, an injury of the knee of a horse due to violence. **k.-cap, k.-pan,** the patella. **capped k.**, distention of the synovial bursa over the knee-joint of horses or cattle. **football k.**, a swollen, relaxed, somewhat tender knee seen in football players. **hooped k.**, the presence of exostoses in the knee of a horse. **housemaids' k.**, inflammation of the bursa in front of the patella, with accumulation of fluid therein **in-k., knock-k.**, genu valgum; the condition in which the knees come together while the ankles are far apart. **k. of the internal capsule,** the bend at the junction of the anterior and posterior limbs of the internal capsule. **k.-jerk.** See under *reflex*. **k.-joint,** the articulation of the femur and tibia. **out-k.**, genu varum, or bow-leg. **septic k.**, a suppurating knee-joint. **sprung k.**, forward bending of the knee of a horse, due to shortening of the flexor tendons.

kneippism (nīp'izm) [after Rev. Father *Kneipp* (1821–1897), who introduced the practice]. Cure by walking barefoot in the morning dew, cold bathing, etc.

knife (nīf). A cutting instrument, of various shapes and sizes, for surgeons' and dissectors' use. **Beer's k.**, a knife with a triangle-shaped blade, used in operations for cataract and for excising staphyloma of the cornea. **cataract k.**, a knife for cutting the cornea in operations for cataract. **cautery k.**, a knife having the blade connected with an electric battery, so that the tissues may be seared while cutting, thus preventing bleeding **Graefe's k.**, a slender knife used in linear extraction of cataract

knismogenic (nis-mo-jen'ik) [Gr. *κνισμός* tickling + *γεννᾶν* to produce]. Producing a tickling sensation.

knitting (nit'ing). The repair of a fractured bone.

knives, Liston's. Long-bladed knives for amputation

KNO_3. Potassium nitrate.

knock, pericardial. A clear metallic clicking sound heard over the precordium in certain cases of penetrating chest wounds in the neighborhood of the pericardium, it has been ascribed to emphysema of the mediastinal connective tissue or to free air in the interstitial connective tissue of the lung

knock-knee (nok'nē). Genu valgum. See *knee*.

knot (not). An intertwining of the ends or parts of one or more cords so that they cannot easily be separated. **clove-hitch k.**, a knot consisting of two contiguous loops which are placed around an object, the ends of the cord being toward each other: used for making traction on a part for the reduction of dislocations.

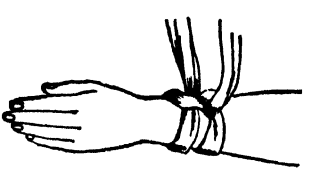

Clove-hitch knot (Erichsen).

double k. Same as *friction k.* **false k.** Same as *granny k.* **friction k.**, a knot in which the ends of the cord are twisted twice around each other before being tied. **granny k.**, a double knot in the second loop of which the end of one cord is over, and the other under, its fellow, so that the loops do not lie in the same line. **Hensen's k.**, the first appearance of the primitive streak of the embryo in the form of a knot-like thickening. **protochordal k.** Same as *Hensen's k.* **reef k.**, a double knot in which the free ends of the second knot lie in the same plane as the ends of the first knot. Called also *sailors' k.* and *square k.* **sailors' k., square k.** See *reef k.* **Staffordshire k.**, a



A B C

Knots: A, Square or reef knot; B, granny knot; C, surgeon's knot (DaCosta)

knot for tying pedicles, as of the ovary. It is made by passing a ligature through the pedicle by a needle, which is withdrawn so as to leave a loop which is passed over the pedicle. One of the ends of the ligature is drawn through the loop, and the two ends are tied by a reef knot: called also *Tait's k.* **stay k.**, a knot made with two or more ligatures, each being tied with the first half of a reef knot; then all the ends of one side are taken in one hand, and all the ends on the other side in the other hand, and tied as if they formed one single thread. **surgeons' k., surgical k.**, a knot in which the thread is passed twice through the same loop. **Tait's k.** See *Staffordshire k.*

knuckle (nuk'l). 1. The dorsal aspect of any phalangeal joint. 2. An extruded loop, as of the bowel or omentum in hernia. **k. pads.** See under *pad*

knuckling (nuk'ling). A condition in which the fetlock joint of a horse is pushed upward and forward, due to shortening of the tendons behind.

koagulen (ko-ag'u-len). Same as *coagulen*.

Kobelt's tubes (ko'belts) [Georg L. *Kobelt*, German physician, 1804–1857]. See under *tube*.

Kobert's test (ko'bertz) [Eduard Rudolf *Kobert*, German chemist, 1854–1919]. See under *tests*.

KOC. An abbreviation for *kathodal opening contraction*.

Koch's lymph, etc. (kōks) [Robert *Koch*, German bacteriologist, 1843–1910]. See under *lymph*, etc.

Koch's node (kōks) [Walter *Koch*, German surgeon, born 1880] Atrioventricular node. See *node*.

Koch's test (kōks). See under *tests*.

Koch-Weeks bacillus (kōk-wēks) [Robert *Koch*; John Elmer *Weeks*, New York oculist, born 1853]. See under *bacillus*.

Kocher's forceps, operation (kōk'erz) [Theodor *Kocher*, Swiss surgeon, 1841–1917]. See under *forceps* and *operation*.

Kocks's operation [Joseph *Kocks*, German surgeon, born 1846]. See under *operation*.

kodol (ko'dol). A proprietary digestant and dyspepsia cure.

kodozonol (ko-do-zo'nol). A proprietary ozonized preparation of cod-liver oil.

Koeberlé's forceps (ke-ber-lāz') [Eugene *Koeberlé*, French surgeon, 1828–1915]. Hemostatic forceps.

Koebner's disease (keb'nerz) [Heinrich *Koebner*, German dermatologist, born 1838]. Epidermolysis bullosa.

KOH. Potassium hydroxid.

Köhler's disease (ka'lerz) [Alban *Köhler*, German physician, born 1874]. See under *disease*.

Kohlrausch's fold or **valve** (kōl'rowsh) [Otto Ludwig Bernhard *Kohlrausch*, German physician, 1811–1854]. See under *fold*.

Kohnstamm's phenomenon (kōn'stahmz). See *after-movement*.

koilonychia (koi-lo-nik'e-ah) [Gr. *κοῖλος* hollow + *ὄνυξ* nail]. A condition in which the nail is concave; spoon-nail.

kola (ko'lah). The seeds of *Co'la acumina'ta*, a tree of Africa and several other species; it is a cardiac, aphrodisiac, and nerve stimulant. Dose of tincture, 60 min. (4 c.c.); of fluidextract, 20–30 min (1.333–2 c.c.). **k. cardinette**, a therapeutic combination of kola and phosphates from cereal grains. **k. tannin**, a compound of caffein and tannin derived from kola.

kolabon (ko'lah-bon). A proprietary confection containing kola.

kolanin (ko'lan-in). An active principle from kola.

Kolle's serum (kol'ez) [Wilhelm *Kolle*, German bacteriologist, born 1868]. See under *serum*.

Kölliker's layer, nucleus, etc. (kel'ik-erz) [Rudolph Albert von *Kolliker*, German anatomist, 1817–1905]. See under *layer, nucleus*, etc.

kolloxylin (kol-ok'sil-in). A substance allied to celloidin, and used in histologic work.

Kolmer's test (kōl'merz) [John A. *Kolmer*, Philadelphia pathologist, born 1886] See under *tests*.

kolp-. For words beginning thus, see those beginning *colp-*.

kolynos (kol'in-os) [Gr. *κωλεύειν* to hinder + *νόσος* disease]. A proprietary antiseptic dental paste.

kolyone (ko'le-ōn). See *colyone*.

kolypeptic (ko-lip-ep'tik) [Gr. *κωλεύειν* to hinder + *πεπτικός* peptic]. Hindering or checking digestion.

kolyseptic (ko-lis-ep'tik) [Gr. *κωλεύειν* to hinder + *σηπτικός* septic]. Checking or hindering septic processes.

kombe (kom'ba). An African arrow-poison from *Strophan'thus kom'be*.

Kondoleon's operation (kon-do'le-onz) [Emmanuel *Kondoleon*, contemporary surgeon in Athens]. See under *operation*.

König's operation (kān'igz) [Franz *Konig*, German surgeon, 1832–1910]. See under *operation*.

König's rods (kān'igz) [Charles Joseph *Konig*, German otologist, born 1868]. See under *rod*.

konimeter (ko-nim'et-er). Same as *konometer*.

koniology (ko-ne-ol'o-je). Same as *coniology*.

konometer (ko-nom'et-er) [Gr. *κόνις* dust + *μέτρον* measure] An apparatus for counting the number of dust particles in the air.

konseal (kon'sēl). A proprietary form of cachet or capsule for enclosing a dose of medicine.

kontralnesin (kon-tral-ne'sin). A preparation of colloidal mercury with arsenic, phosphorus, and salicyl-sozoidol-quinin sublimate· used for syphilis.

kontrastin (kon-tras'tin). Zirconium oxid.

koosin (koo'sin). See *koussin*.

kooso (koo'so). See *kousso*.

kopf-tetanus (kopf-tet'an-us) [Ger. *Kopf* head + *tetanus*]. Tetanus following a wound of the head.

kophemia (ko-fe'me-ah) [Gr.]. Word-deafness; logokophosis.

kopiopia (ko-pe-o'pe-ah) See *copiopia*.

Koplik's spots (kop'liks) [Henry *Koplik*, New York pediatrist, 1858–1927]. See under *spot*.

Kopp's asthma [Johann Heinrich *Kopp*, German physician, 1777–1858]. See *asthma*.

kopræmia (kop-re'me-ah). Same as *copremia*.

kopratin (kop'rat-in) [Gr *κόπρος* dung]. The chemical substance which produces the so-called pyridin-hemochromogen spectrum in the pyridin test for blood. It is produced from alpha-hematin by putrefaction.

koprosterin (kop-ro-ste'rin). Same as *stercorin*.

Korányi's auscultation or percussion, treatment (ko-ran'vēz) [Baron F. von *Korányi*, Hungarian physician, 1829–1913]. See under *auscultation* and *treatment*.

koronion (ko-ro'ne-on), pl. *koro'nia* [Gr. *κορώνη* crest]. A point at the apex of the coronoid processes of the inferior maxilla.

koroscopy (ko-ros'ko-pe). See *coroscopy*.

Korsakoff's psychosis or **syndrome** (kor-sak'-ofs) [Sergei Sergeyevich *Korsakoff*, Russian neurologist, 1853–1900]. See *psychosis*.

kosam (ko'sam). The seeds of *Bru'cea sumatra'na*, of southeastern Asia a Chinese remedy for dysentery and uterine hemorrhage. Dose, 5–10 gr. (0.333–0.666 gm.).

Koshevnikoff's disease (ko-shev'nik-ofs) [Alexici Jakovlevich *Koshevnikoff*, Russian neurologist, 1836–1902]. A mild epilepsy.

kosin (ko'sin). Same as *koussin*

kosotoxin (ko-so-toks'in). A yellowish, amorphous powder, $C_{26}H_{34}O_{10}$, from kousso. a powerful muscle poison.

Köster's nodule (kes'terz) [Karl *Koster*, German pathologist, born 1843]. See *nodule*.

Kottmann's reaction or **test** (kot'manz). See under *tests*.

koumiss, kumiss (koo'mis) [Tatarian]. A fermented alcoholic drink prepared from cows' milk, originally from mares' milk by the Tartars. **kefir k.**, milk fermented with kefir fungi

koussein (koo'se-in). A yellowish-brown powder, the active principle of brayera It is soluble in alcohol, ether, and chloroform, and sparingly soluble in water used as an anthelmintic. Dose, 15–30 gr. (1–2 gm.).

koussin (koo'sin). An anthelmintic resin, $C_{31}H_{38}O_{10}$, from kousso. Dose, 20–40 gr. (1.333–2.666 gm.). Called also *brayerin*.

kousso (koo'so). The flowers of *Hage'nia abyssin'ica*, or *Braye'ra anthelmin'tica* See *brayera*

Kovalevski's canal (ko-val-ev'skē) [Pavel Ivanovich *Kovalevski*, Russian anatomist, born 1845]. See under *canal*.

Kowarsky's test (ko-var'skez) [A. *Kowarsky*, physician in Berlin]. See under *tests*.

Koyter's muscle (koi'terz) [Volcherus *Koyter*, Dutch anatomist, 1534–1600] The corrugator supercilii.

Kr. The chemic symbol of *krypton*.

Kraepelin's classification (kra'pa-linz) [Emil *Kraepelin*, Berlin psychiatrist, 1846–1926]. Division of mental diseases into the manic-depressive and schizophrenic groups.

Krameria (krah-me're-ah) [after J. G. H. *Kramer*]. A genus of polygaleaceous shrubs and herbs. The root of *K. trian'dra*, or Peruvian rhatany, and of *K. argen'tea*, or Brazilian rhatany, are astringent, like tannic acid: used in diarrhea, hemorrhages, and locally in leukorrhea, fissure of the anus, fissured nipples, etc. Dose of extract, 5–10 gr. (0.333–0.666 gm.); of fluidextract, 5–30 min. (0.333–2 c.c.); of syrup, ½–4 fl.dr. (2–16 c.c.); of tincture (U. S. P.), 5–60 min. (0.333–4 c.c.).

Kraske's operation (kras'kēz) [Paul *Kraske*, German surgeon, born 1851]. See under *operation*.

krauomania (kraw-o-ma'ne-ah). A tic marked by rhythmic movements, such as balancing, head rotation, etc.

kraurosis (kraw-ro'sis) [Gr. *κραῦρος* dry]. A dry, shriveled condition of a part, especially of the vulva (Breisky, 1885).

Krause's bundle, corpuscles, membrane (krow'zehz) [Wilhelm *Krause*, German anatomist, 1833–1910]. See *bundle, corpuscle*, and *membrane*.

Krause's gland, ligament, valve (krow'zehz) [Karl Friedrich Theodor *Krause*, German anatomist, 1797–1868]. See *gland, ligament*, and *valve*.

Krause's operation (krow'zehz) [Fedor *Krause*, German surgeon, born 1857]. See *operation*.

kreat (kre'at). The plant *Andrograˈphis paniculaˈta* of Asia: a bitter tonic and febrifuge.

kreatin, kresol, etc. See *creatin, cresol,* etc.

krebisote (kre'bis-ōt). A combination of creosote and bismuth: used like iodoform and internally in dysentery. Dose, 3–15 gr. (0.3–1 gm.).

krelos (kre'los). A proprietary antiseptic and germicide, consisting of a solution of cresols and rosin soap.

kreosal (kre'o-sal). A brown powder, the tannic acid ester of creosote: used in diseases of the throat, nose, and larynx.

kreosolid (kre-o-sol'id). A triturate of creosote and magnesia in equal parts, for internal use. Dose, 2–8 gr. (0.125–0.5 gm.).

kreosotal, kreosote, etc. See *creosotal, creosote,* etc. **k. kefir,** a preparation of creosotal and kefir in a series of different strengths.

kreotoxicon (kre-o-tok'sik-on) The substance in poisonous meat that produces the toxic symptoms.

kreotoxin (kre-o-tok'sin). Any basic poison generated in a flesh-food by a plant microorganism.

kreotoxism (kre-o-tok'sizm) [Gr. *κρέας* meat + *τοξικόν* poison]. Poisoning by meat.

kreozonol (kre-o-zo'nol). A proprietary ozonized preparation of oil of tar.

kresamin (kres-am'in). A yellowish, alkaline liquor, containing 25 per cent. each of trikresol and ethylendiamin used as an antiseptic and in skin diseases in 0.1–1 per cent. solution or 1–5 per cent. ointment.

kresapol (kres'ap-ol). An antiseptic solution of cresol in potassium soap.

kresatin (kre'sat-in) Metacresyl acetate, an oily liquid used in diseases of the nose, throat, and ear.

kresin (kres'in) A brownish solution of cresylic acid and sodium oxyacetate: disinfectant.

kresival (kres'iv-al) The calcium salt of cresol sulphonic acid in a concentrated solution of sugar. used as an expectorant.

kreso (kre'so). A coal-tar product containing cresols and phenols used as a disinfectant and sterilizer for instruments, etc

kresofuchsin (kres-o-fuk'sin). A blue-gray powder used as a stain in histology. Its aqueous solution is red, the alcoholic solution blue.

kresol (kres'ol). Same as *cresol.*

kresosteril (kre-so-ster'il). Metacresolorthooxalic acid ester, used as a disinfectant.

Kretz's paradox. See under *paradox.*

Kreysig's sign (kri'zigz) [Friedrich Ludwig *Kreysig,* physician in Dresden, 1770–1839]. See *sign*

krinin (krin'in). See *crinin.*

krinosin (kri'no-sin). An amino-lipin, $C_{38}H_{79}NO_5$, obtained from brain substance.

Krishaber's disease (krēs-ab-airz') [Maurice *Krishaber,* Hungarian physician in France, 1836–1883]. See under *disease.*

kristallin (kris'ta-lin) A proprietary lining varnish for tooth cavities, consisting of a solution of trinitrocellulose in anhydrous amyl acetate.

Kristeller method or **technic** (kris'tel-er). See under *method.*

Kromayer's lamp (kro'mi-erz) [Ernst *Kromayer,* German dermatologist]. See *lamp.*

Krompecher's tumor (krōm'pek-erz) [Edmund *Krompecher,* pathologist in Budapest, 1870–1926]. Rodent ulcer.

kromskop (krōm'skōp) [Gr. *χρῶμα* color + *σκοπεῖν* to view]. An apparatus used for the color photography of pathologic specimens.

Kronecker's center, serum, etc. (kro'nek-erz) [Hugo *Kronecker,* Swiss pathologist, 1839–1914]. See *center, serum,* etc.

kronethyl (kron'eth-il). An ethereal fluidextract of Chinese cantharides· used externally for relieving gouty and neuralgic pains.

Krönig's area, field, isthmus, steps (kra'nigz) [Georg *Kronig,* physician in Berlin, 1859–1911]. See *area, field, isthmus,* and *steps.*

Krönig's method (kra'nigz) [Bernhard *Krönig,* German gynecologist, 1863–1918]. See *method.*

Krönlein's hernia, operation (krān'līnz) [Rudolf Ulrich *Kronlein,* surgeon in Zürich, 1847–1910]. See *hernia, operation.*

Krukenberg's tumor (kroo'ken-bergz) [Friedrich Ernst *Krukenberg,* German gynecologist, born 1871]. See *tumor.*

Kruse's brush (kroo'sez) [Walther *Kruse,* German bacteriologist, born 1864]. See *brush.*

krymotherapy (kri-mo-ther'ap-e). See *crymotherapy.*

kryofin (kri'o-fin). A substance in white crystals derived from paraphenetidin and methyl-glycolic acid, $C_2H_5O.C_6H_4.NH\,CO.CH_2.OCH_3$, antipyretic and antineuralgic Dose, 5–8 gr. (0.3–0.5 gm).

kryogenin (kri-oj'en-in). See *cryogenin.*

kryoscopy. See *cryoscopy.*

kryptomnesic (krip-tom-ne'sik) [Gr. *κρυπτός* hidden + *μνᾶσθαι* to remember]. Hidden in the memory; subconscious.

krypton (krip'ton) [Gr *κρυπτός* hidden] An inert gaseous chemic element found in the atmosphere, atomic weight, 82 9; symbol, Kr.

krysolgan (kri-sol'gan). A proprietary gold preparation, $NH_2.C_6H_3(S.Au)COOH$, for use in tuberculosis.

KSC. Abbreviation for *kathodal closing contraction.*

K_2SO_4. Potassium sulphate.

KST. Abbreviation for *kathodal closing tetanus.*

kuatsu (koo-at'soo). The Japanese method of reviving patients rendered unconscious.

KUB, K. U. B. Abbreviation for *kidney, ureter,* and *bladder*

kubisagari, kubisgari (koo-bis-ag-ah're, koo-bis-gah're). A form of paralytic vertigo endemic in Japan (Gerlier-Nakano, 1884).

Kuhn's mask (koonz) [Ernst *Kuhn,* Prussian physician, born 1873]. See under *mask.*

Kühne's method of staining (ke'nēz) [Willy *Kuhne,* German histologist, 1837–1900]. See *stains, table of.*

Kühne's methylene-blue (ke'nez) [Heinrich *Kühne,* German histologist]. See *methylene-blue.*

Kuhnt's operation (koont) [Hermann *Kuhnt,* German oculist, 1850–1925]. See *operation.*

kukolin (ku'ko-lin). An alkaloid contained in *Cocculus diversifolius,* having a paralyzing action on muscle.

Külz's cylinders, test (kelts) [Rudolph Eduard *Kulz,* German physician, 1845–1895]. See under *cylinder* and *tests.*

Kümmell's disease (kim'elz) [Hermann *Kummell,* surgeon in Hamburg, born 1852]. See under *disease*

kumyss (koo'mis). See *koumiss*

Kundrat's lymphosarcoma (kund'rats). See *lymphosarcoma*

kuorin (ku-o'rin). A proprietary preparation used in a 3 per cent solution as a serum reagent in testing for syphilis and leprosy.

Kupffer's cells (koop'ferz) [Karl Wilhelm *Kupffer,* anatomist in Munich, 1829–1902]. See *cell.*

kupramite (ku'pram-īt). A gas mask absorbent for ammonia fumes.

Kupressoff's center (koo-pres'ofs) [J. *Kupressoff,* Russian physician of the nineteenth century]. See *center.*

kuprosan (koo'pro-san). A copper preparation used in treating gonorrhea by intramuscular injection.

kurchein (koor-tshe'in). An alkaloid, the active principle of kurchi.

kurchi (koor-tshi') [E. Ind.]. The root-bark of *Holarrhe'na antidysenter'ica* of Asia: an astringent febrifuge and antidysenteric.

kurhaus (koor'hows) [Ger. *Kur* cure + *Haus* house]. A house designed for the convenience of patients at mineral springs.

Kurloff's bodies (koor'lowfs) [Mikhail Georgiyevitch *Kurloff*, Russian physician, born 1859]. See under *body*.

Küss's experiment (kes) [Emil *Küss*, German physiologist, 1815–1871]. See *experiment*.

Kussmaul's disease, etc. (kus'mowlz) [Adolf *Kussmaul*, German physician, 1822–1902]. See under *disease*

Küster's operation (kis'terz) [Ernst Georg Ferdinand *Kuster*, German surgeon, born 1839]. See under *operation*

Küstner's sign (kist'nerz) [Otto Ernst *Kustner*, gynecologist in Breslau, born 1850]. See under *sign*.

kuttarosome (kut-ar'o-sōm) [Gr. *κύτταρος* a cavity + *σῶμα* body]. A structure at the neck of a retinal cone composed of a series of parallel bars.

K.W. Abbreviation for *kilowatt*.

kyanophane (ki'an-o-fān) [Gr. *κύανος* blue + *φαίνειν* to appear]. A supposed bluish pigment from the oil-globules of the retinal cones

kyanopsia (ki-an-op'se-ah). See *cyanopsia*.

kyestein (ki-es'te-in) [Gr *κύησις* conception] A film sometimes seen on stale urine, formerly believed to be a sign of pregnancy.

kyllosis (kil-o'sis) [Gr *κύλλωσις*]. Club-foot or other like deformity of the foot or feet.

kymatism (ki'mat-izm) [Gr. *κῦμα* wave]. Same as *myokymia*.

kymogram (ki'mo-gram). The curve made by a kymograph.

kymograph (ki'mo-graf) [Gr. *κῦμα* wave + *γράφειν* to record]. An instrument for recording variations or undulations, arterial or other (Carl Ludwig, 1847).

kymographion (ki-mo-gra'fe-on). One form of *kymograph*.

kymoscope (ki'mo-skōp) [Gr. *κῦμα* wave + *σκοπεῖν* to observe]. A device for observing the blood-current.

kynocephalus, cynocephalus (ki-no-sef'al-us, si-no-sef'al-us) [Gr *κύων* dog + *κεφαλή* head]. A fetal monster with a head like that of a dog.

kynophobia (ki-no-fo'be-ah) [Gr. *κύων* dog + *φόβος* fear]. Morbid fear of dogs or of hydrophobia.

kynurin (ki-nu'rin) [Gr. *κύων* dog + *οὖρον* urine]. A crystalline substance, $C_{18}H_{14}N_2O_2$, obtainable from cynurenic acid and other sources.

kyphos (ki'fos) [Gr. *κυφός* humpbacked]. The hump of the spine in kyphosis

kyphoscoliosis (ki"fo-sko-le-o'sis) [*kyphosis* + *scoliosis*]. Backward and lateral curvation of the spinal column.

kyphosis (ki-fo'sis) [Gr. *κύφωσις*] Humpback; abnormal curvature and dorsal prominence of the vertebral column.

kyphotic (ki-fot'ik). Affected with or pertaining to kyphosis

kyphotone (ki'fo-tōn) [Gr. *κυφός* crookedness + *τόνος* brace]. An apparatus for reducing deformity in Pott's disease.

kyrin (ki'rin). A basic tripeptid obtained by Siegfreid by the partial hydrolysis of proteins.

kysthitis (kis-thi'tis) [Gr. *κύσθος* vagina + *-ιτις* inflammation]. Vaginitis; colpitis

kysthoptosis (kis-thop-to'sis) [Gr *κύσθος* vagina + *πτῶσις* falling]. Prolapse of the vagina.

kyto-. For words beginning thus, see those beginning *cyto-*.

L

L. 1. An abbreviation for *Latin, left, lithium, light-sense, libra* (pound, balance), *liter, length*, and *coefficient of induction* 2. Ehrlich's symbol for *lethal* (deadly, fatal).

Lo. Ehrlich's symbol for a toxin-antitoxin mixture which is completely neutralized and therefore will not kill an animal.

L+. Ehrlich's symbol for a toxin-antitoxin mixture which contains one fatal dose in excess and which will kill the experimental animal.

La. Symbol for *lanthanum*.

l-. A prefix which signifies levo-.

lab, lab-ferment [Ger. *Lab* rennet]. The ferment of rennet, causing coagulation of milk. **l.-secretion**, secretion of lab-zymogen or lab-ferment by stomach. **l.-zymogen**, a proenzyme in the stomach transformed into lab-ferment by acids of gastric juice.

Labarraque's solution (lab-ar-aks') [Antoine Germain *Labarraque*, French chemist, 1777–1850]. See under *solution*.

Labbé's triangle, veins (lab-āz') [Léon *Labbé*, French surgeon, 1832–1916]. See *triangle* and *veins, table of*.

labdanum (lab'da-num) [L.]. Same as *ladanum*.

labia (la'be-ah) [L.]. The plural of *la'bium*, lip.

labial (la'be-al) [L. *labia'lis*]. Pertaining to a lip, or labium.

labialism (la'be-al-izm). Defective speech, with use of labial sounds.

labially (la'be-al-e). Toward the lips.

labichorea (la"be-ko-re'ah). Same as *labiochorea*.

labidometer (lab-id-om'et-er) [Gr. *λαβίς* forceps + *μέτρον* measure] A forceps-like instrument for measuring the fetal head in the forceps. Called also *labimeter*.

labile (la'bil) [L *la'bi* to glide]. 1. Gliding; moving from point to point over the surface. 2. Chemically unstable.

lability (lab-il'it-e). Chemic instability.

labimeter (la-bim'e-ter). See *labidometer*.

labio-alveolar (la"be-o-al-ve'o-lar). Pertaining to the lip and the dental alveoli; pertaining to the labial side of a dental alveolus.

labiocervical (la"be-o-ser'vik-al). Pertaining to the labial surface of the neck of a tooth.

labiochorea (la"be-o-ko-re'ah) [L *la'bium* lip + *chorea*]. A choreic stiffening of the lips in speech, with stammering.

labiodental (la"be-o-den'tal). Pertaining to the labial surface of a tooth.

labioglossolaryngeal (la"be-o-glos"o-lah-rin'je-al) [L. *la'bium* lip + Gr *γλῶσσα* tongue + *larynx*]. Pertaining to the lips, tongue, and larynx.

labioglossopharyngeal (la"be-o-glos"o-far-in'je-al). Pertaining to the lips, tongue, and pharynx See *paralysis*.

labiograph (la'be-o-graf) [L. *la'bium* lip + Gr.

γράφειν to write]. An instrument for recording the motions of the lips in speaking.

labiomancy (la'be-o-man-se) [L. *la'bium* lip + Gr. μαντεία foretelling] Lip reading; the art of understanding speech by observing the motion of the lips of the speaker.

labiomental (la"be-o-men'tal). Pertaining to the lip and chin.

labiomycosis (la"be-o-mi-ko'sis) [L. *la'bium* lip + Gr. μύκης fungus]. Any disease of the lips due to a fungus, such as perlèche and thrush.

labionasal (la"be-o-na'zal). Pertaining to the lip and nose.

labiopalatine (la"be-o-pal'at-in). Pertaining to the lip and palate.

labioplasty (la'be-o-plas-te) [L. *la'bium* lip + Gr. πλάσσειν to mold]. Same as *cheiloplasty*.

labiotenaculum (la"be-o-ten-ak'u-lum) [L. *la'bium* lip + *tenaculum*]. An instrument for holding the lip.

labioversion (la"be-o-ver'shun). The state of being displaced labially from the line of occlusion: said of a tooth.

labitome (lab'it-ōm) [Gr. λαβίς forceps + τέμνειν to cut]. A cutting forceps.

labium (la'be-um), pl. *la'bia* [L.]. A lip or lip-shaped organ. **l. ante'rius,** the anterior lip of the external opening of the uterus. **l. cer'ebri,** the margin of the cerebral hemisphere that overlaps the callosum. **l. infe'rius,** the lower lip. **l. ma'jus** (pl., *la'bia majo'ra*), the hairy fold of the skin on either side of the slit of the vulva. **l. mi'nus** (pl. *la'bia mino'ra*), the fold of mucous membrane within the labia majora, the nympha. **la'bia o'ris** [B N A], the lips. **l. poste'rius,** the posterior lip of the external opening of the uterus. **l. supe'rius,** the upper lip **l. tympan'icum** [B N A], the lower border of the sulcus spiralis. **l. ure'thræ,** either lateral margin of the external urinary meatus. **l. u'teri,** the thickened margin of the external os uteri. **l. vestibula're** [B N A], the upper part of the sulcus spiralis **l. voca'le** [B N A], a projection at either side of the rima glottidis, the free edge of which forms the true vocal cord.

labor (la'bor) [L. "work"]. Childbirth; the bringing forth of a child. **artificial l.,** that which is facilitated or induced by mechanic or other extraneous means. **atonic l.,** that which is protracted by atony of the uterus. **complicated l.,** that in which there occurs a hemorrhage, eclampsia, or some other untoward event. **dry l.,** one in which the liquor amnii escapes too soon. **false l.,** one in which no progress toward delivery is made **induced l.,** labor brought on by artificial means. **instrumental l.,** that which is facilitated by the use of instruments. **metastatic l.,** labor in which the contractions occur in some part other than the uterus. **missed l.,** retention of the dead fetus in utero beyond the period of normal gestation. **multiple l.,** labor with two or more fetuses present. **obstructed l.,** that in which there is some mechanic hindrance, as from a tumor or a contracted parturient canal **perverse l.,** that in which the child occupies an abnormal position. **postponed l.,** that which takes place later than the normal limit **powerless l.,** that in which there is atony of the uterus. **precipitate l.,** that which is accomplished with undue celerity. **premature l.,** labor taking place before the normal period. **protracted l.,** one which is prolonged beyond the ordinary limit. **spontaneous l.,** one that requires no artificial aid. **tedious l.,** parturition that is abnormally protracted. **twin l.,** tedious labor due to the presence of two fetuses.

laboratorian (lab"or-at-o're-an). A person who devotes himself to laboratory work, as distinguished from a clinician.

laboratory (lab'or-at-o-re) [L. *laborato'rium*]. A place fitted up for experimental work.

Laborde's forceps (lab-ordz') [Jean Baptiste Vincent *Laborde*, French physician, 1830–1903]. See *forceps*.

labordin (lab'or-din). Same as *analgen*.

labrocyte (lab'ro-sīt) [Gr. λάβρος greedy + κύτος cell]. A mast-cell.

labrum (la'brum) [L.]. Brim, lip. **l. glenoida'le** [B N A], the glenoid ligament of the shoulder.

labyrinth (lab'ir-inth) [Gr. λαβύρινθος]. 1. Any system of intercommunicating cavities or canals. 2. The internal ear, made up of the cochlea, vestibule, and canals. See *ear*. **bony l.,** the bony part of the internal ear. Called also *osseous l.* **cortical l.,** a network of tubules and blood-vessels in the cortex of the kidney. **l. of the ethmoid,** either lateral mass of the ethmoid bone. **Ludwig's l's,** spaces between Bertin's columns and the cortical arches. **membranous l.,** the membranous contents of the osseous labyrinth. **olfactory l.** Same as *l. of the ethmoid*. **osseous l.** See *bony l.*

labyrinthine (lab-ir-in'thĭn) [L. *labyrinthi'nus*]. Pertaining to a labyrinth.

labyrinthitis (lab"ir-in-thi'tis). Inflammation of the labyrinth, otitis interna.

labyrinthus (lab-ir-in'thus). Labyrinth.

lac (lak) [L., gen *lac'tis*]. 1. Milk. 2. Any milk-like medicinal preparation. 3. A substance collected from various tropical trees, caused by an insect, *Coc'cus lac'tis* **l. cani'num,** dog's milk, and its homeopathic preparation. **l. deflora'tum,** skimmed milk: recommended as a remedy in diabetes and anemia. **l. fermen'tum,** fermented milk, or koumiss. **l. humaniza'tum,** humanized milk. **l. sulphu'ris.** See *precipitated sulphur*, under *sulphur*. **l. vacci'num,** cows' milk. **l. virgina'le,** virgin's milk a strained liquor of litharge, an ancient remedial wash, variously prepared, but now entirely obsolete.

lac-bismo (lak-biz'mo). A proprietary preparation of bismuth hydroxid and subcarbonate. Dose, 1–4 fl dr (4–16 c.c).

laccase (lak'ās). An oxidizing ferment which causes the formation of Japanese lacquer. Laccase is found in many plants, as the beet, turnip, apple, pear, clover, etc., and has the property of oxidizing many polyatomic phenols.

lacerable (las'er-ab-l). Liable to become lacerated.

lacerated (las'er-a-ted) [L. *lacera're* to tear]. Torn, of the nature of a rent.

laceration (las-er-a'shun) [L. *lacera'tio*]. 1. The act of tearing. 2. A wound made by tearing.

lacertofulvin (la-ser-to-ful'vin) [L. *lacer'tus* lizard + *ful'vus* yellow] A yellow coloring-matter from the skin of certain reptiles.

lacertus fibro'sus (las-er'tus) [L. "fibrous arm"] [B N A] An aponeurotic band from the tendon of the biceps to the forearm; the bicipital fascia.

lachesis (lak'es-is) [L.; Gr. λάχεσις fate]. A homeopathic preparation of the venom of *Lach'esis mu'tus*, a South American serpent.

lachry-. For words beginning thus, see those beginning *lacri-*

lacinia (las-in'e-ah) [L. "fringe"]. Same as *fimbria*.

lacmoid (lak'moid). A deep-blue dye, formed when resorcinol is heated with sodium nitrite. It is used as an indicator and has a PH range of 4 4 to 6.2.

lacmus (lak'mus) [Ger. *Lackmus*]. Litmus.

lacrimal (lak'rim-al) [L. *lacrima'lis; lac'rima* tear]. Pertaining to the tears.

lacrimalin (lak-rim'al-in). A substance obtained from the secretion of the lacrimal gland: said to have induced a flow of tears.

lacrimase (lak'rim-ās). A ferment obtained from the secretion of the lacrimal gland.

lacrimation (lak-rim-a'shun) [L. *lacrima'tio*]. The secretion and discharge of tears.

lacrimotome (lak'rim-o-tōm) [L. *lac'rima* tear + Gr. τομή a cut]. A knife for operating upon the lacrimal sac or lacrimal duct.

lacrimotomy (lak-rim-ot'o-me) [L. *lac'rima* tear + Gr. τέμνειν to cut]. Incision of the lacrimal sac or duct.

lactacidase (lak-tas'id-ās). An enzyme of lactic acid bacteria which produces lactic acid fermentation.

lactacidin (lak-tas'id-in). A food preservative composed of lactic and salicylic acids.

lactacidogen (lak-tas-id'o-jen) [*lactic acid* + Gr. -γεν to produce] A compound of a monosaccharid and a phosphate, hexose diphosphate, $4C_6H_{10}O_4(K_2PO_4)_2$, found in muscle tissue and in fermenting mixtures. It is thought that it splits into lactic acid and phosphoric acid during the contraction of muscle.

lactaciduria (lak-tas-id-u're-ah) [*lactic acid* + Gr. οὖρον urine]. The presence of lactic acid in the urine.

lactagogue (lak'tag-og) [L. *lac* milk + Gr. ἀγωγός leading]. See *galactagogue*.

lactagol (lak'tag-ol). A galactagogue extract of cotton-seed oil.

lactalase (lak'tal-ās). A ferment which converts dextrose into lactic acid.

lactalbumin (lak-tal-bu'min). An albumin found in milk and resembling serum-albumin.

lactam (lak'tam). A cyclic amid formed from aminocarboxylic acids by the elimination of water. They are isomeric with lactims, which are enol forms of lactams.

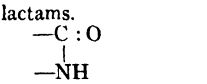

lactam lactim

lactamid (lak-tam'id). The amid of lactic acid, $CH_3CHOH\ CONH_2$.

lactamin (lak-tam'in) Alanin.

lactampule (lak-tam'pūl). A pure culture of *Bacillus bulgaricus* in ampules.

lactase (lak'tās). An intestinal enzyme that splits lactose into glucose and galactose

lactate (lak'tāt). Any salt of lactic acid.

lactation (lak-ta'shun) [L. *lacta'tio*, from *lacta're* to suckle] 1. The secretion of milk. 2. The period of the secretion of milk. 3. Suckling.

lactational (lak-ta'shun-al). Pertaining to lactation.

lacteal (lak'te-al) [L. *lac'teus* milky]. 1. Pertaining to milk. 2. Any one of the intestinal lymphatics that take up chyle.

lactein (lak'te-in). Same as *lactolin*.

lacteol (lak'te-ol). A proprietary culture of lactic acid bacilli in tablet form

lactescence (lak-tes'ens) [L *lactes'cere* to become milky] Resemblance to milk; milkiness.

lactic-acid fermentation, etc. (lak'tik-). See *acid, fermentation*, etc.

lactiferous (lak-tif'er-us) [L. *lac* milk + *fer're* to bear]. Producing or conveying milk.

lactification (lak-tif-ik-a'shun). The production of lactic acid by the lactic-acid bacteria.

lactifuge (lak'tif-ūj) [L. *lac* milk + *fuga're* to expel]. 1. Checking or stopping the secretion of milk. 2. An agent that checks the secretion of milk.

lactigenous (lak-tij'en-us) [L. *lac* milk + Gr. γεννᾶν to produce]. Producing or secreting milk.

lactigerous (lak-tij'er-us) [L. *lac* milk + *ger'ere* to carry]. Same as *lactiferous*.

lactim (lak'tim). See under *lactam*.

lactimorbus (lak-tim-or'bus) [*lac* milk + *mor'bus* disease]. Milk-sickness.

lactin (lak'tin). 1. Lactose, or sugar of milk. 2. A proprietary sterile milk in ampules for injection in non-specific protein therapy.

lactinated (lak'tin-a-ted). Prepared with sugar of milk.

lactinum (lak-ti'num) A proprietary form of neutral aluminum lactate.

lactivorous (lak-tiv'or-us) [L. *lac* milk + *vora're* to devour]. Feeding or subsisting upon milk.

lactobacillin (lak-to-bas-il'in). A preparation of lactic-acid bacteria to be added to milk to cause lactic-acid fermentation: used internally to counteract intestinal fermentation

Lactobacillus (lak-to-bas-il'us) [L. *lac* milk + *bacillus*] A genus of bacterial organisms. They are Gram-positive, non-motile rods that ferment carbohydrates with the production of acid (usually lactic acid) and often gas (mostly carbon dioxid and hydrogen). **L. acidophil-aëro'genes**, an anaerobic organism closely resembling L. acidophilus except that it ferments many carbohydrates. **L. acidoph'ilus**, an anaerobic, Gram-positive organism found in the normal yellow stool of the infant It produces acid in milk and will live and grow in a higher hydrogen-ion concentration than most other bacteria. **L. bifi'dus**, a strictly anaerobic, non-pathogenic organism found in the stools of normal infants. It is rather polymorphic and at times shows terminal bifurcation. **L. bulgar'icus**, a rod-shaped organism found in Bulgarian yahourth. It ferments milk and produces a high degree of acidity. Such milk is drunk in the hope that the acid production will lessen the growth of putrefactive organisms in the intestines Called also *Bacillus bulgaricus B gastrophilus, b of Massol, Boas-Oppler bacillus*, and *filamentary bacillus*. **L. caucas'icus**, a sporogenic species found in Kefir grains **L. odontolyt'icus**, a species credited with being one of the agents in decay of teeth.

lactobiose (lak-to-bi'ōs). Lactose.

lactobutyrometer (lak"to-bu-tir-om'et-er) [L. *lac* milk + *butyrometer*]. An instrument for measuring the proportion of cream in milk.

lactocele (lak'to-sēl). Same as *galactocele*.

lactochrome (lak'to-krōm) [L *lac* milk + Gr. χρῶμα color] An alkaloid of milk, $C_6H_{18}NO_6$.

lactocin (lak'to-sin). A hypnotic preparation said to be prepared from the juice of *Lactu'ca viro'sa*

lactoconium, lactokonium (lak-to-ko'ne-um- [L. *lac* milk + Gr. κόνις dust] One of the smal) particles, of unknown nature, seen with the ultral microscope in the milk of animals.

lactocrit (lak'to-krit) [L *lac* milk + Gr. κριτής judge]. An instrument for estimating the amount of fat in milk.

lactodensimeter (lak"to-den-sim'et-er). An instrument for ascertaining the specific gravity of milk

lactoform (lak'to-form). A preparation of milk and formaldehyd used in rheumatism.

lactoglobulin (lak-to-glob'u-lin). The globulin of milk.

lactojod (lak-to-i'od). See *projodin*.

lactol (lak'tol). 1. A colorless, tasteless powder, $C_{10}H_7O.OC.CH(OH)CH_3$; a lactic-acid ester of beta-naphthol: an intestinal antiseptic. Dose, 3½–8 gr. (0.25–0.5 gm.). 2. Actol lactate: a silver preparation used in gonorrhea.

lactola (lak-to'lah). A food preparation of skimmed milk and cotton-seed oil

lactolase (lak'to-lās). A vegetable enzyme which causes the formation of lactic acid.

lactolin (lak'to-lin). Condensed milk.

lactometer (lak-tom'et-er) [L. *lac* milk + *me'trum* measure]. An instrument for ascertaining the specific gravity of milk.

lactonaphthol (lak-to-naf'thol). Same as *lactol*.

lactone (lak'tōn). 1. An aromatic fluid, $C_{10}H_8O_4$, prepared by distillation from lactic acid. 2. Tablets containing lactic-acid bacteria: used in preparing buttermilk.

lactopeptin (lak-to-pep'tin). A proprietary digestant remedy of milk-sugar, 120 parts; pancreatin, 18 parts; peptone, 24 parts; lactic acid, 2 parts; hydrochloric acid, 2 parts; and diastase, 1½ parts. Dose, 5-15 gr. (0.333-1 gm.).

lactophenin (lak-to-fe'nin). A patented bitter, crystalline powder derived from phenetidin and lactic acid Its formula is $C_6H_4(OC_2H_5).NH.CO\,CH(OH)CH_3$. It is soluble in 500 parts of cold and in 55 parts of boiling water, and it is used as a sedative and antipyretic Dose, 8-15 gr. (0.5-1 gm.).

lactophosphate (lak-to-fos'fāt) [L. *lac* milk + *phos'phas* phosphate]. Any salt of lactic and phosphoric acids.

lactopicrin (lak-to-pik'rin). A bitter substance, one of the active principles of *Lactu'ca canaden'sis*.

lactoprecipitin (lak"to-pre-sip'it-in). A precipitin which will precipitate the casein of milk.

lactoprotein, lactoproteid (lak-to-pro'te-in, lak-to-pro'te-id). Any one of the proteins of milk.

lactorrhea (lak-to-re'ah). Galactorrhea.

lactosazone (lak-to-sa'zōn) The phenyl-osazone of lactose. It is a yellow crystalline substance made by treating lactose with phenylhydrazin and acetic acid. The crystals melt at 200° C. and may be used in identifying lactose

lactoscope (lak'to-skōp) [L. *lac* milk + Gr. σκοπεῖν to inspect]. A device showing the proportion of cream in milk.

lactose (lak'tōs) [L. *sac'charum lac'tis*]. Milk-sugar, $C_{12}H_{22}O_{11} + H_2O$, a white, crystalline disaccharid obtained from cow's milk. It is a glucose-galactosid and on hydrolysis with acids or certain enzymes yields glucose and galactose.

lactoserum (lak-to-se'rum). The serum of an animal into which has been injected milk from another animal. This serum precipitates milk from an animal of the same species as that from which the milk was taken

lactosomatose (lak-to-so'mat-ōs). A patented food-preparation of the albumoses of milk with 5 per cent. of combined tannin.

lactosum (lak-to'sum). The U. S. P. name for *lactose*.

lactosuria (lak-to-su're-ah) [*lactose* + Gr. οὖρον urine]. A condition characterized by the occurrence of lactose in the urine.

lactotoxin (lak-to-toks'in). A ptomain found in milk

Lactuca (lak-tu'kah) [L.]. 1. A genus of composite-flowered plants, including *L. sati'va*, common lettuce, and *L. viro'sa*, the principal source of lactucarium 2 The herb, *L. viro'sa*, of Europe: a mild hypnotic and sedative. Dose of extract, 5-15 gr. (0.333-1 gm.); of fluidextract, 4-16 min (0.25-1 c.c.). *L. canaden'sis*, a wild lettuce of North America, has similar uses. Dose of extract, 4-12 gr. (0.25-0.78 gm.); of fluidextract, 4-16 min. (0.25-1 c.c.).

lactucarium (lak-tu-ka're-um) [L.]. The bitter inspissated juice of various species of *Lactu'ca*, chiefly *L. viro'sa*. It is a mild hypnotic and sedative. Dose, 8-15 gr. (0.5-1 gm.), of tincture, 10-30 min. (0.666-2 c.c.); of fluidextract, 8-30 min. (0.5-2 c.c.), of syrup, 1-3 fl dr. (4-12 c.c.).

lactucerin (lak-tu'se-rin) [L. *lactu'ca* lettuce + *ce'ra* wax]. A waxy, crystallizable principle found in lactucarium.

lactucin (lak-tu'sin). A bitter principle, $C_{11}H_{12}O_3$, from lactucarium. sedative. Dose, 1-5 gr. (0.066-0.333 gm.).

lactucism (lak'tu-sizm). Poisoning by lactuca.

lactulum unguis (lak'tu-lum un'gwis). The nail matrix.

lactupicrin (lak-tu-pik'rin). A bitter acid principle, $C_{44}H_{32}O_{21}$, from lactucarium.

lactyltropein (lak-til-tro'pe-in). A remedy in white needles, $C_8H_{14}NO\,CO.CH.(OH)CH_3$, derived from tropein and lactic acid a stimulant of the heart and respiration.

lacuna (lak-u'nah), pl. *lacu'næ* [L.]. A small pit, hollow, or depression. **absorption l., Howship's l.**, small depressions of bone under the periosteum **air-l.**, cavities filled with air, as in the hairs. **l. cer'ebri**, the cerebral infundibulum. **intervillous l.**, any one of the blood-spaces of the placenta in which the fetal villi are found. **l. latera'lis.** Same as *parasinoidal sinus*. See *sinus*. **l. mag'na**, the largest of the orifices of the glands of Littré **Morgagni's l.**, the lacuna of the urethra. **l. muscu'lorum** [B N A], the compartment beneath Poupart's ligament for the passage of the iliopsoas muscle and femoral nerve, separated from the lacuna vasorum by the iliopectineal ligament. **parasinoidal l.**, parasinoidal sinus. See under *sinus*. **l. pharyn'gis**, a depression at the pharyngeal end of each eustachian tube. **l. of the urethra**, depressions or follicles in the mucous membrane of the urethra, especially numerous in the region of the bulb. **l. vaso'rum** [B N A], a compartment separated from the lacuna musculorum by the iliopectineal ligament for the passage of the femoral vessels.

lacunar (lak-u'nar). Pertaining to or containing lacunæ; of the nature of a lacuna.

lacunule (lak-u'nūl) [L *lacu'nula*]. A small lacuna.

lacus lacrima'lis (la'kus) [L. "lake of tears"]. [B N A] The triangular space that separates the two eyelids at the inner canthus.

ladanum (lad'an-um) [L., Gr λήδανον]. A resin from various species of *Cis'tus:* little used as a medicine in civilized countries.

Ladendorff's test (lah'den-dorfs) [August *Ladendorff*, German physician of the nineteenth century]. See under *tests*.

Lady Webster's pills. See *pill*.

lady's-slipper (la'dēz-). See *Cypripedium*.

læ-. For words thus beginning, see *le-*.

Lælaps (le'laps). A genus of tick-mites found on rats.

Laennec's cirrhosis, pearls, etc (len-eks') [René Théophile Hyacinthe *Laennec*, French physician, 1781-1826]. See under *cirrhosis, pearls*, etc.

lævo-. For words beginning thus, see those beginning *levo-*.

Lafayette's mixture (lah-fa-ets'). See *mixture*.

Lag. Abbreviation for L. *lage'na*, a flask.

lagena (laj-e'nah) [L. "flask"]. A part of the upper extremity of the scala media.

lagging (lag'ing). Decreased or retarded movement of the affected side of the chest in phthisis.

Lagochilas'caris mi'nor. A nematode worm found in the intestine of man in Trinidad.

lagophthalmos, lagophthalmus (lag-of-thal'mos, -mus) [Gr. λαγώς hare + ὀφθαλμός eye]. A condition in which the eye cannot be completely closed; called also *hare's eye*.

Lagrange's operation (lag-rahnzhs') [Felix *Lagrange*, contemporary French surgeon]. See under *operation*.

la grippe (lah grip'). See *influenza*.

Lahore sore (la-hor'). See *furunculus orientalis*.

laibose (la'ib-ōs). A concentrated food preparation composed of the solids of pure milk and the digestible portion of whole wheat.

laifan (li-fan'). A Chinese neuralgia remedy: said to be crude Blumea camphor.

laiose (li'ōs). Leo's sugar; a pale-yellow syrup, $C_6H_{12}O_6$, found in the urine in diabetes mellitus. It is non-fermentable and levorotatory.

laira (la'rah) ["barking"]. An epidemic of hysterical barking in women, which broke out at Arnon, France, in 1613, and at Blackthorn (Oxfordshire) in 1700.

lakcit (lak'sit). A dried preparation of humanized citrated milk for infant-feeding.

laking (la'king). The separation of hemoglobin from the red blood-corpuscles.

laky (la'ke). Resembling a pigment of the class known as lakes: used of blood in which the red corpuscles have been partially destroyed.

Lallemand's bodies (lal-mahz') [Claude Francois *Lallemand*, French surgeon, 1790–1853]. See under *body*.

lalling, lallation (lal'ing, lal-a'shun) [L. *lalla'tio*]. A babbling, infantile form of speech.

lalognosis (la-log-no'sis) [Gr. λαλεῖν to babble + γνῶσις knowledge]. The understanding of speech.

laloneurosis (la"lo-nu-ro'sis) [Gr. λαλεῖν to babble + *neurosis*]. Any nervous speech disorder.

lalopathy (la-lop'ath-e) [Gr. λαλεῖν to babble + πάθος illness]. Any disorder affecting the speech.

lalophobia (la-lo-fo'be-ah) [Gr. λαλεῖν to babble + φόβος fear]. Morbid or extreme dislike of speaking, often associated with stuttering.

laloplegia (la-lo-ple'je-ah) [Gr. λάλος speech + πληγή stroke]. Paralysis of the organs of speech.

lalorrhea (lal-o-re'ah) [Gr. λάλος speech + ῥοῖα flow] An abnormal or excessive flow of words.

Lalouette's pyramids (lal-oo-ets') [Pierre *Lalouette*, French physician, 1711–1742]. See under *pyramid*.

Lamarck's theory (lam-arks') [Jean Baptiste Pierre Antoine de *Lamarck*, French naturalist, 1744–1829]. See *theory*.

lambda (lam'dah) [Gr. letter Λ or λ]. The point at the site of the posterior fontanel where the lambdoid and sagittal sutures meet.

lambdacism, lambdacismus (lam'das-izm, lam-das-iz'mus) [Gr. λαμβδακισμός]. 1. The substitution of *l* for *r* in speaking. 2. Inability to utter correctly the sound of *l*.

lambdoid (lam'doid) [Gr. λάμβδα "l" + εἶδος form]. Shaped somewhat like the Greek letter Λ or λ.

Lamblia intestina'lis (lam'ble-ah). See *Giardia intestinalis*.

lambliasis, lambliosis (lam-bli'as-is, lam-ble-o'sis). Infection with *Lamblia intestinalis*.

Lambotte's treatment (lam-bots') [Albin *Lambotte*, Belgian surgeon, 1856–1912]. See *treatment*.

lamella (lam-el'ah), pl. *lamel'læ* [L. dim. of *lam'ina*]. 1. A thin leaf or plate, as of bone. 2. A medicated disk or wafer. **articular l.**, the layer of bone to which an articular cartilage is attached. **concentric l.**, the bony plates that surround the haversian canals. **Havers's l.**, concentric layers of bone around Havers' canals. **intermediate l.**, the plates which are found between the concentric layers of a bone. **osseous l.**, any one of the thin plates into which bone can be divided. **periosteal l.**, **peripheral l.**, the layers of bone lying next to the periosteum. **triangular l.**, the layer that joins the choroid plexuses of the third ventricle. **vitreous l.**, Bruch's membrane; the inner layer of the choroid coat of the eye.

lamellar (lam-el'ar). Disposed in lamellæ.

lamin (la'min). An alkaloid from the flowers of *La'mium al'bum*, or dead-nettle. Its hydrochlorid and sulphate are strongly hemostatic: used subcutaneously.

lamina (lam'in-ah), pl. *lam'inæ* [L.]. 1. A thin, flat plate. 2. Either neurapophysis of a vertebra. **l. affix'a** [B N A], a plate in the floor of the pars centralis of the lateral ventricle over the superior surface of the thalamus. **l. basa'lis** [B N A], Bruch's membrane. **l. basila'ris** [B N A], the ventrolateral plate. See under *plate*. **Bowman's l.** Same as *Bowman's membrane*. **l. choriocapilla'ris** [B N A]. Same as *entochoroidea*. **l. chorioi'dea**, the epithelial wall of the cerebral ventricle. **l. cine'rea**, the layer of gray matter between the callosum and the optic chiasm. **l. cribro'sa.** 1. The fascia that covers the saphenous opening. 2. Either one of the two perforated spaces at the base of the brain. 3. The two plates through which the saccular and cochlear branches of the auditory nerve enter the internal ear. 4. The sieve-like part of the sclera through which fibers of the optic nerve enter the eye 5. [B N A] The cribriform plate of the ethmoid bone. **dental l.** Same as *dental ridge*. See *ridge*. **dentate l.** Same as *crista spiralis*. **l. denticula'ta**, a cartilaginous layer on the upper outer portion of the osseous lamina spiralis. **l. elas'tica ante'rior** [B N A] [**bowman'l**], Bowman's membrane. **l. elas'tica poste'rior** [B N A] [**demour'si, desceme'ti**], Descemet's membrane. **l. epithelia'lis**, either of the four parts of the developing neural tube which will form the brain wall. They are the dorsal plate, dorsolateral plate, ventral plate, and ventrolateral plate. **l. exter'na** [B N A], the outer table of the skull. **l. fibrocartilagin'ea interpu'bica** [B N A], the cartilaginous layer of the symphysis pubis. **l. fus'ca** [B N A], the lamina suprachoroidea or outer pigmented layer of the choroid coat. **lateral l.**, the external pterygoid plate of the sphenoid bone. **l. media'lis**, the internal pterygoid plate of the sphenoid bone **l. medulla'ris thal'ami**, a sheet of white fibers within the optic thalamus dividing it into the internal and external nuclei. **l. modi'oli** [B N A], a bony plate, the continuation of the modiolus, extending upward toward the cupola. **l. papyra'cea** [B N A], the os planum of the ethmoid **periclaustral l.**, the layer of white matter between the claustrum and the insula. **l. perpendicula'ris** [B N A], the perpendicular plate of the ethmoid bone. **l. pro'pria**, the middle or fibrous layer of the membrana tympani. **l. quadrigem'ina** [B N A], the layer of gray matter roofing over the aqueduct of Sylvius. **l. reticula'ris**, the perforated layer of membrane that covers the organ of Corti. **l. rostra'lis** [B N A], the thin terminal part of the rostrum of the corpus callosum. **l. spira'lis**, the septum, partly membranous and partly bony, that divides the cochlea into the two scalæ. **l. suprachoroi'dea** [B N A], a delicate layer of connective tissue interposed between the sclera and choroid coat of the eye. **l. supraneuropor'ica**, the area of the membranous roof of the diencephalon which covers the foramen of Monro **l. termina'lis** [B N A], the anterior boundary of the third ventricle; called also *terminal plate* and *l. cinerea*. **l. trag'ica**, a plate of cartilage forming the beginning of the cartilaginous part of the external auditory meatus. **l. vasculo'sa** [B N A], the outer part of the choroid which contains the largest vessels. **l. vit'rea**, the homogeneous glassy membrane that lines the choroid; Bruch's membrane.

laminar (lam'in-ar) [L. *lamina'ris*]. Made up of laminæ.

Laminaria (lam-in-a're-ah) [L.]. 1. A genus of sea-weeds. 2. The stems of *L. digita'ta* and *L. clousto'ni* (sea-tangle)· used in making tents and bougies.

laminated (lam'in-a-ted). Made up of thin layers or laminæ; disposed in laminæ or layers.

lamination (lam-in-a'shun). 1. A laminated structure or arrangement. 2. The slicing of the fetal head in embryotomy.

laminectomy (lam-in-ek'to-me) [L. *lam'ina* layer + Gr ἐκτομή excision]. The excision of the posterior arch of a vertebra.

laminitis (lam-in-i'tis). Inflammation of a lamina, and especially of the laminæ of a horse's foot; a form of founder.

lamnectomy (lam-nek'to-me) [L. *lam'ina* + Gr. λαμνία layer + ἐκτομή excision]. Excision of the lamina of a vertebra.

lamp (lamp). Any apparatus for furnishing artificial light. **Gullstrand's slit l.**, a diaphragm containing a slit-like opening, by means of which a narrow, flat beam of intense light may be projected into the eye. It gives intense illumination so that microscopic study may be made of the conjunctiva, cornea, iris, lens, and vitreous, the special feature being that it illuminates a section through the substance of these structures. **Kromayer's l.**, a quartz lamp of mercury vapor used in treating skin diseases with actinic rays. **Loring l.**, an electric lamp used in Finsen light treatment. **mignon l.** (min'yun). A minute electric light used in cystoscopy, etc. **Nernst l.**, an incandescent electric lamp the filament of which is made of metallic oxids **quartz l.**, a mercury vacuum lamp made of melted quartz glass embedded in a running water-bath used for applying Finsen light. **Simpson l.** See *Simpson light*, under *light*. **slit l.** See *Gullstrand's slit l.* **zoalite l.**, a device for producing radiant heat for therapeutic purposes.

lampas (lam'pas). A swelling of the mucous membrane that covers the hard palate and projects in a ridge immediately behind the upper incisors in horses.

lampblack (lamp'blak). Finely powdered carbon derived from the burning of oils, rosin, etc.

lamprophonia (lam-pro-fo'ne-ah) [Gr. λαμπρός clear + φωνή voice]. Clearness of voice.

lamprophonic (lam-pro-fon'ik). Having a clear voice.

Lamus (la'mus). A genus of predatory insects of the family Reduviidæ **L. magis'tus**, a large black bug of tropical America which transmits *Trypanosoma* (*Schizotrypanum*) *cruzi*. It frequently bites the face and so is called Barberio by the natives. **L. rubrofascia'tus**, a brown bug of South Africa which bites man and may transmit kala-azar. **L. sanguisu'ga**, the blood-sucking cone nose or Mexican bedbug of the southern United States. Its bite is painful and causes irritation, swelling, and nausea. Other species which harbor parasites closely resembling *Trypanosoma cruzi* are *L. chaga'si*, that was found in an uninhabited desert, *L. dimidia'ta*, of Central America; *L. genicula'ta*, which inhabits the burrows of the armadillo; *L. infes'tans*, the vinchuca or great black bug of the Pampas; *L. mexica'nus* found in Mexico; *L. nigrova'rius*, widely distributed in South America, *L. protrac'ta*, of the southern United States; *L. rubrofascia'ta*, the Malay bug of tropical Asia, Madagascar, and parts of Africa. It has a large proboscis and produces a nasty sting; *L. sor'dida* of Sao Paula; and *L. vul'ticeps*, of Rio de Janeiro.



Lamus magistus (female).

amziekte (lahm'zēk-te) [Danish "lame-sickness"]. A disease of cattle in South Africa secondary to bovine osteophagia. The cattle, in their effort to satisfy their craving for phosphorus, sometimes eat bones from putrefying carcases and thus become infected with *Parabotulinus bovis*.

anain (lan'a-in). Purified wool-fat.

ana kerol (lah'nah ke'rol). A proprietary bactericidal preparation: used in skin diseases.

ance (lans) [L. *lan'cea*]. 1 Same as *lancet*. 2. To cut or open with a lancet. **Mauriceau's l.**, a pointed knife used in embryotomy.

ancereaux's diabetes, treatment, etc. (lahn-ser-oz') [Étienne *Lancereaux*, physician in Paris, 1829–1910]. See *diabetes, treatment*, etc.

ancet (lan'set) [L. *lan'cea* lance]. A small pointed and two-edged surgical knife. **abscess-l.**, a wide-bladed lancet with one convex and one concave edge. **acne-l.**, a form with a narrow blade for puncturing the papules of acne. **gum-l.**, a knife for incising the gums. **laryngeal l.**, a delicate knife for operations within the larynx: it is operated through a cannula. **spring-l.**, one the blade of which is held by a spring. **thumb-l.**, one with a wide, two-edged blade.

Lancet coefficient (lan'set) [*The Lancet*, a British medical journal]. See under *coefficient*.

lancinating (lan'sin-a-ting) [L. *lan'cinas*]. Tearing, darting, or sharply cutting. See *pain*.

Lancisi's nerve or **stria** (lan-sis'ē)[Giovanni Maria *Lancisi*, Italian physician, 1654–1720]. See *stria longitudinalis*.

Landau's test (lahn'dowz) [Leopold *Landau*, German surgeon, 1848–1920]. See under *tests*.

Landerer's treatment (lahn'der-erz) [Albert Sigmund *Landerer*, German surgeon, 1854–1904]. See *treatment*.

Landolt's bodies (lahn-dolts') [Edmund *Landolt*, oculist in Paris, 1846–1926]. See under *body*.

Landouzy's disease (lan-doo'zez) [Louis *Landouzy*, French physician, 1845–1917]. Weil's disease.

Landouzy-Déjérine type (lan-doo-ze'-de-zhe-rēn'). See under *type*.

Landouzy-Grasset law (lan-doo-ze'-gras-sā'). See under *law*.

Landry's paralysis (lan-drē') [Jean Baptiste Octave *Landry*, French physician, 1826–1865]. See *paralysis*.

land-scurvy (land'skur-ve). Same as *purpura hæmorrhagica*.

Landström's muscle (lahnd'stremz) [John *Landstrom*, Swedish surgeon, 1869–1910]. See under *muscle*.

Lane's disease, kink, operation, plates (lānz) [Sir W. Arbuthnot *Lane*, English surgeon]. See under *disease, kink, operation*, and *plate*.

lanesin (lan'es-in) A patented wool-fat preparation.

Lange's solution, test (lahng'ez) [Carl *Lange*, German physician, born 1883]. See under *solution* and *tests*.

Langenbeck's incision, operation (lahng'en-beks) [Bernard Rudolf Konrad von *Langenbeck*, German surgeon, 1810–1887] See under *incision*.

Langer's muscle (lang'erz) [Carl Ritter von Edenberg von *Langer*, German anatomist, 1819–1887]. See under *muscle*.

Langerhans's cells, islands (lahng'er-hanz) [Robert *Langerhans*, German pathologist, 1849–1888]. See under *cell* and *island*.

Langhans's cells, layer (lahng'hahnz) [Theodor *Langhans*, German pathologist, 1839–1915]. See under *cell* and *layer*.

lanichol (lan'ik-ol). A proprietary preparation of refined wool-fat resembling lanolin.

laniol (la'ne-ol). A wool-fat preparation not unlike lanolin.

Lankesterel'la rana'rum. A sporozoan parasite of the red blood-cells of the frog.

lannainol (lan-a'in-ol). An iodocresol preparation used as a substitute for iodoform.

Lannelongue's operation (lan-el-ongs') [Odilon Marc *Lannelongue*, French surgeon, 1841–1911]. See under *operation*.

lanoform (lan'o-form). Lanolin mixed with 1 per cent. of formaldehyd: antiseptic.

lanoix (lahn-wah') A proprietary remedy for malaria and influenza.

lanolin (lan'o-lin) [L. *lanoli'num; la'na* wool + *o'leum* oil]. Adeps lanæ hydrosus, or rectified wool-fat: used as an excipient for remedies for external use. It is a mixture of the esters of cholesterol and isocholesterol with the higher fatty acids.

Lantana (lan-ta'nah, lan-tah'nah) [L.]. A genus of verbenaceous shrubs, several species of which are actively medicinal.

lantanin (lan'tan-in). An alkaloid from *Lanta'na brasilien'sis:* antiperiodic and antipyretic. Dose, 15–30 gr. (1–2 gm.).

lanthanin (lan'than-in) [Gr λανθάνειν to conceal]. Same as *oxychromatin*

lanthanum (lan'than-um) [Gr. λανθάνειν to conceal]. A rare metallic element: symbol, La; atomic weight, 139.

lanthopin (lan'tho-pin). A white, crystalline alkaloid, $C_{23}H_{25}NO_4$, from opium.

lantol (lan'tol). Colloidal rhodium for use in cancer and septic diseases.

lanuginous (lan-u'jin-us) [L. *lanugino'sus*]. Covered with lanugo.

lanugo (lan-u'go) [L]. 1. The fine hair on the body of the fetus. 2. The fine downy hair found on nearly all parts of the body except the palms and soles.

lanum (la'num) [L *la'na* wool]. Hydrous wool-fat (adeps lanæ hydrosus): a yellowish-white, unctuous mass, miscible with water.

Lanz's operation, point (lahnts) [Otto *Lanz*, contemporary surgeon in Amsterdam, born 1865]. See under *operation* and *point.*

lapactic (lap-ak'tik) [Gr. λαπακτικός; λαπάσσειν to discharge] Pertaining to or effecting a removal; purgative.

laparectomy (lap-ar-ek'to-me) [Gr. λαπάρα loin + ἐκτομή excision]. Excision of a portion or of portions of the abdominal wall: performed for the purpose of overcoming laxity of the walls and to gain support.

laparocholecystotomy (lap"ar-o-ko"le-sis-tot'-o-me) [Gr. λαπάρα loin + χολή bile + κύστις bladder + τομή cut]. Incision of the gall-bladder through an abdominal section.

laparocolectomy (lap"ar-o-ko-lek'to-me) [Gr. λαπάρα loin + κόλον colon + ἐκτομή excision]. Same as *colectomy*

laparocolostomy (lap"ar-o-ko-los'to-me) [Gr. λαπάρα flank + *colostomy*]. The operation of forming a permanent opening into the colon by an incision in the anterior lateral wall of the abdomen.

laparocolotomy (lap"ar-o-ko-lot'o-me) [Gr. λαπάρα flank + κόλον colon + τομή cut]. Colotomy through the abdominal wall.

laparocolpohysterotomy (lap"ar-o-kol"po-hister-ot'o-me) [Gr. λαπάρα loin + κόλπος vagina + *hysterotomy*]. Cesarean section by a combined vaginal and abdominal method.

laparocolpotomy (lap"a-ro-kol-pot'o-me) [Gr. λαπάρα loin + κόλπος vagina + τομή cut]. Same as *laparo-elytrotomy.*

laparocystectomy (lap"ar-o-sis-tek'to-me) [Gr. λαπάρα loin + κύστις cyst + ἐκτομή excision]. Removal of a cyst, especially one produced by extra-uterine pregnancy, by an abdominal incision.

laparocystidotomy (lap"ar-o-sis-tid-ot'o-me) [Gr. λαπάρα loin + κύστις bladder + τομή cut]. Incision into the bladder through the abdominal wall just above the pubes

laparocystotomy (lap"ar-o-sis-tot'o-me) [Gr. λαπάρα loin + κύστις bladder + τέμνειν to cut]. 1. The removal of an extra-uterine fetus, the sac being allowed to remain. 2. Laparotomy with removal of the contents of a cyst.

laparo-elytrotomy (lap"ar-o-el-it-rot'o-me) [Gr. λαπάρα loin + ἔλυτρον sheath + τομή cut]. Removal of a fetus through an incision of the abdominal wall and vagina.

laparo-enterostomy (lap"ar-o-en-ter-os'to-me) [Gr. λαπάρα loin + ἔντερον intestine + στόμα mouth]. The creation of an artificial opening into the intestine through the abdominal wall.

laparo-enterotomy (lap"ar-o-en"ter-ot'o-me) [Gr. λαπάρα loin + ἔντερον intestine + τομή cut]. Laparotomy with incision into the intestine.

laparogastroscopy (lap"ar-o-gas-tros'ko-pe) [Gr. λαπάρα loin + *gastroscopy*]. Examination of the interior of the stomach through a gastrotomy incision.

laparogastrostomy (lap"ar-o-gas-tros'to-me) [Gr. λαπάρα loin + γαστήρ stomach + στόμα mouth]. The creation of a permanent gastric fistula through the abdominal wall.

laparogastrotomy (lap"ar-o-gas-trot'o-me) [Gr. λαπάρα loin + γαστήρ stomach + τομή cut]. Incision into the stomach through the abdominal wall

laparohepatotomy (lap"ar-o-hep-at-ot'o-me) [Gr. λαπάρα loin + *hepatotomy*]. Incision of the liver through the abdominal wall.

laparohysterectomy (lap"ar-o-his-ter-ek'to-me) [Gr. λαπάρα loin + ὑστέρα womb + ἐκτομή excision]. Removal of the uterus through an opening in the abdominal walls.

laparohystero-oöphorectomy (lap"ar-o-his"ter-o-o"of-o-rek'to-me) [Gr. λαπάρα loin + ὑστέρα womb + *oophorectomy*]. Laparotomy with removal of the uterus and ovaries.

laparohysteropexy (lap"ar-o-his'ter-o-pek-se) [Gr. λαπάρα loin + ὑστέρα womb + πῆξις fixation]. Same as *ventrofixation.*

laparohysterosalpingo-oöphorectomy (lap"a-ro-his"ter-o-sal-pin"go-o"of-o-rek'to-me). Removal of the uterus, oviducts, and ovaries by an abdominal cut.

laparohysterotomy (lap"ar-o-his-ter-ot'o-me) [Gr. λαπάρα flank + ὑστέρα womb + τομή cut]. Laparotomy with incision of the uterus.

laparo-ileotomy (lap"ar-o-il-e-ot'o-me) [Gr. λαπάρα loin + *ileum* + Gr. τομή cut]. Laparotomy with incision of the ileum.

laparokelyphotomy (lap"ar-o-kel-if-ot'o-me) [Gr. λαπάρα loin + κέλυφος egg-shell + τομή cut]. Laparotomy with incision of the sac of an extra-uterine gestation.

laparokolpotomy (lap"ar-o-kol-pot'o-me). See *laparocolpotomy.*

laparomonodidymus (lap"ar-o-mon-o-did'im-us) [Gr. λαπάρα loin + μόνος single + δίδυμος twin]. A monster fetus, double above but single below the pelvis.

laparomyitis (lap"ar-o-mi-i'tis) [Gr λαπάρα loin + μῦς muscle + -ιτις inflammation] Inflammation of the abdominal or lumbar muscles

laparomyomectomy (lap"ar-o-mi-o-mek'to-me) [Gr. λαπάρα loin + μῦς muscle + ἐκτομή excision]. The removal of a myoma by an abdominal incision.

laparomyomotomy (lap"ar-o-mi-o-mot'o-me) [Gr. λαπάρα loin + *myomotomy*]. The incision or removal of a fibroid tumor of the uterus by abdominal section

laparonephrectomy (lap"ar-o-nef-rek'to-me) [Gr. λαπάρα loin + νεφρός kidney + ἐκτομή excision]. Removal of a kidney by an incision in the loin.

laparorrhaphy (lap-ar-or'af-e) [Gr. λαπάρα loin + ῥαφή suture]. Suturation of the abdominal wall.

laparosalpingectomy (lap"ar-o-sal-pin-jek'to-me) [Gr. λαπάρα loin + σάλπιγξ tube + ἐκτομή excision]. Removal of an oviduct by abdominal section.

laparosalpingo-oöphorectomy (lap"ar-o-salping"o-o"of-o-rek'to-me) The removal of the oviducts and ovaries by an abdominal incision.

laparosalpingotomy (lap"ar-o-sal-pin-got'o-me) [Gr. λαπάρα loin + σάλπιγξ tube + τέμνειν to cut]. The surgical incision of an oviduct through an abdominal cut.

laparoscope (lap'ar-o-skōp). Peritoneoscope.

laparoscopy (lap-ar-os'ko-pe) [Gr. λαπάρα loin + σκοπεῖν to see]. Endoscopic examination of the interior of the abdomen.

laparosplenectomy (lap"ar-o-sple-nek'to-me) [Gr. λαπάρα loin + σπλήν spleen + ἐκτομή excision]. Laparotomy with excision of the spleen.

laparosplenotomy (lap"ar-o-sple-not'o-me) [Gr. λαπάρα loin + *splenotomy*]. The operation of making an incision into the side to gain access to the spleen, usually for the purpose of draining a cyst or abscess of the spleen.

laparothoracoscopy (lap"ar-o-tho-rak-os'ko-pe) [Gr. λαπάρα loin + θῶραξ chest + σκοπεῖν to view]. The inspection of the peritoneal and pleural cavities through an instrument resembling a cystoscope pushed into them through the body wall.

laparotome (lap'ar-o-tōm). A knife used in laparotomy.

laparotomize (lap-ar-ot'om-īz). To perform laparotomy upon.

laparotomy (lap-ar-ot'o-me) [Gr. λαπάρα loin + τομή cut] Surgical incision through the flank: less correctly, abdominal section at any point.

laparotrachelotomy (lap"ar-o-trak-el-ot'o-me) [Gr. λαπάρα loin + τράχηλος neck + τέμη cutting]. Cesarean section done by incising the cervix and lower uterine segment with a minimum of encroachment on the peritoneum; low or cervical cesarean section.

laparotyphlotomy (lap"ar-o-tif-lot'o-me) [*laparotomy* + *typhlotomy*] The process of exposing and cutting into the cecum.

laparo-uterotomy (lap"ar-o-u-ter-ot'o-me) [Gr λαπάρα loin + *uterotomy*]. Incision of the uterus through an abdominal incision.

lapathum (lap'ath-um) [L.]. A plant called bitter dock; also its homeopathic preparation.

lapis (la'pis) Latin for *stone*. **l. al'bus**, the native silicofluorid of calcium also its homeopathic preparation. **l. calamina'ris**, calamine. **l. caus'ticus**, fused potash. **l. divi'nus**, **l. ophthal'micus**, ammoniated copper. **l. imperia'lis**, **l. inferna'lis**, **l. luna'ris**, silver nitrate.

Laportea (lah-por'te-ah) [L.]. A genus of nettles. *L. canaden'sis* is North American; *L. gi'gas*, of Australia, is a tree sometimes one hundred and twenty feet high. Some of the species are exceedingly poisonous. *L crenula'ta*, a large, acrid nettle in Nepal the seed is used as an aromatic stimulant. *L. moroi'des*, a poisonous Australian tree the juice of the plant *Coloca'sia macrorhi'za* is said to be its antidote.

lappa (lap'ah) [L.]. The root of the burdock, *Arc'tium lap'pa:* diuretic, diaphoretic, and alterative. Dose of tincture, 10–60 min. (0.666–4 c.c.); of fluidextract, 30–60 min. (2–4 c.c.).

lappaconitin (lap-ak-on'it-in). A crystalline alkaloid, $C_{32}H_{44}N_2O_8$, from *Aconitums eptentrionale*, with the aconite action.

lapsus (lap'sus) [L. a "fall"]. A falling or dropping of a part; ptosis.

laqueus (lak'we-us). Same as *lemniscus*.

Larat's treatment (lar-az') [Jules Louis Francois Adrien *Larat*, French physician, born 1857]. See under *treatment*.

larbish (lar'bish) A creeping eruption occurring in Senegal; called also *Œrbiss*.

larch. See *Larix*.

lard (lard) [L *lar'dum*]. The fat of the swine; adeps suillus.

lardacein (lar-da'se-in) Amyloid substance; a protein found in tissues affected with amyloid degeneration. It is characterized by being insoluble in nearly all reagents, not acted upon by the gastric juice, and not readily subject to putrefaction. It gives a brown color with iodin and sulphuric acid.

lardaceous (lar-da'shus). 1. Resembling lard. 2. Containing lardacein, or amyloid substance.

Lardennois's button (lar-den-wahz') [Henri *Lardennois*, French surgeon, born 1872]. See *button*.

largin (lar'jin). A gray powder, being a compound of silver and protalbin, containing 11 per cent. of silver, and soluble in water, glycerin, and peptones. It is used as a bactericide, especially in gonorrhea and in ulcers of the stomach and intestines. Dose, 5–8 gr. (0.333–0.5 gm.), in pill; in gonorrhea a 0.25–5 per cent. solution is used

laricis cor'tex (lar'is-is) [L. "larch-bark"]. The stimulant and astringent bark of the European larch-tree, *La'rix europæ'a*.

Larix (la'riks) [L.]. A genus of coniferous trees, the larches. The astringent bark of *L europæ'a* is useful in skin diseases and in pectoral complaints. Dose of tincture, 10–30 min. (0.66–2 c.c.).

larixin (la-rik'sin). See *laru acid*, under *acid*.

larkspur (lark'spur). A ranunculaceous plant, *Delphin'ium consol'ida:* its seeds are diuretic, emmenagogue, and poisonous. Dose of fluidextract, 1–10 min. (0.066–0.666 c.c.).

larosan (lar'o-san) A proprietary preparation of casein and calcium oxid used for addition to milk for children with digestive disturbance.

Laroyenne's operation (lar-oi-enz') [Lucien *Laroyenne*, French surgeon, born 1876]. See under *operation*.

Larrey's bandage, operation, etc. (lar-āz') [Domenique Jean *Larrey*, French surgeon, 1766–1842]. See *bandage, operation,* etc.

Larrey-Weil disease (lar-a-vīl). Weil's disease.

Lartigue's pills (lar-te-guz'). See under *pill*.

larva (lar'vah), pl *lar'væ* [L.]. An immature stage in the life-history of an animal in which it is unlike the parent, especially the first stage of insect development after leaving the egg. **l. mi'grans**. See *creeping eruption*, under *eruption*. **rat-tailed l.** See *Eristalis tenax*.

larvaceous, larval, larvate, larvated (lar-va'shus, lar'val, lar'vāt, lar'va-ted) [L. *lar'va* mask]. Masked, concealed: said of a disease or a symptom of disease.

larvicide (lar'vis-īd) [*larva* + L. *cæ'dere* to kill]. An agent destructive to insect larvæ. **Panama l.**, 150 gallons of crude carbolic acid, 200 pounds of rosin, and 30 pounds of caustic soda are mixed and heated to a uniform dark colored soap. One part to 10,000 parts of water kills Anopheles larvæ in one-half hour.

laryngalgia (lar-in-gal'je-ah) [Gr λάρυγξ larynx + ἄλγος pain] Pain in the larynx.

laryngeal (lar-in'je-al). Of or pertaining to the larynx.

laryngectomy (lar-in-jek'to-me) [Gr. λάρυγξ larynx + ἐκτομή excision]. Extirpation of the larynx.

laryngemphraxis (lar-in-jem-frak'sis) [Gr. λάρυγξ larynx + ἔμφραξις stoppage]. Obstruction or closure of the larynx.

laryngendoscope (lar-in-jen'do-skōp) [Gr. λάρυγξ larynx + ἔνδον within + σκοπεῖν to view]. An instrument for viewing the posterior wall of the larynx.

laryngismal (lar-in-jiz'mal). Pertaining to laryngismus.

laryngismus (lar-in-jiz'mus) [L.; Gr. λαρυγγισμός a whooping] Spasm of the larynx. **l. paralyt'icus**. Same as *roaring*. **l. strid'ulus**, a disease of children marked by sudden laryngeal spasm, with a crowing inspiration and the development of cyanosis. It occurs in laryngeal inflammations and as an independent disease, especially in connection with rickets.

laryngitic (lar-in-jit'ik). Pertaining to laryngitis.

laryngitis (lar-in-ji'tis). Inflammation of the larynx, a condition attended with dryness and soreness of the throat, hoarseness, cough, and dysphagia. **acute catarrhal l.**, a form charac-

terized by aphonia or hoarseness, pain and dryness of the throat, dyspnea, a wheezy cough, and more or less fever. **atrophic l.** See *chronic l.* **chronic catarrhal l.**, a form due to a recurring irritation, or oftener a sequel of the acute form, and leading to atrophy of the glands of the mucous membrane. **diphtheric l.**, that which is due to diphtheria: true or membranous croup. **membranous l.**, that which is attended with the formation of false membrane, diphtheric or other. **phlegmonous l.**, a usually fatal complication of erysipelas, small-pox, etc., attended with submucous suppuration and edema. **l. sic'ca**, chronic laryngitis. **l. stridulo'sa.** See *laryngismus stridulus.* **subglottic l.**, inflammation of the under surface of the vocal cords. **syphilitic l.**, a chronic form due to syphilitic involvement of the larynx. **tuberculous l.**, a chronic form due to tuberculous ulceration of the larynx.

laryngocele (lar-in'go-sēl) [Gr. λάρυγξ larynx + κήλη hernia]. Protrusion of the mucous membrane across the cricothyroid space.

laryngocentesis (lar-in"go-sen-te'sis) [Gr. λάρυγξ larynx + κέντησις puncture]. Surgical puncture of the larynx.

laryngofission (lar-in-go-fish'un). Laryngofissure.

laryngofissure (lar-in'go-fish-ūr). The operation of opening the larynx by a median incision through the thyroid cartilage; median laryngotomy.

laryngograph (lar-in'go-graf) [Gr. λάρυγξ larynx + γράφειν to write]. A device for registering the laryngeal movements.

laryngography (lar-in-gog'raf-e) [Gr. λάρυγξ larynx + γράφειν to record]. The description of the larynx

laryngology (lar-in-gol'o-je) [Gr. λάρυγξ larynx + λόγος word]. The science or study of the larynx and its affections.

laryngometry (lar-in-gom'et-re) [*larynx* + Gr. μέτρον measure]. Measurement of the larynx.

laryngoparalysis (lar-in"go-pah-ral'is-is) [*larynx* + *paralysis*]. Paralysis of the larynx.

laryngopathy (lar-in-gop'ath-e) [Gr. λάρυγξ larynx + πάθος illness]. Any disorder of the larynx.

laryngophantom (lar-in-go-fan'tom) [Gr. λάρυγξ larynx + φάντασμα phantom]. An artificial model of the larynx.

laryngopharyngeal (lar-in"go-fa-rin'je-al). Pertaining to the larynx and pharynx.

laryngopharyngectomy (lar-in"go-far-in-jek'to-me). Excision of the larynx and pharynx.

laryngopharyngeus (lar-in"go-fa-rin'je-us). The inferior constrictor of the pharynx.

laryngopharyngitis (lar-in"go-far-in-ji'tis). Inflammation of the larynx and pharynx.

laryngopharynx (lar-in"go-far'inks) [*larynx* + *pharynx*]. The lower portion of the pharynx as distinguished from the oropharynx and the nasopharynx.

laryngophony (lar-in-gof'o-ne) [Gr. λάρυγξ larynx + φωνή voice]. The vocal sound as heard in auscultation of the larynx.

laryngophthisis (lar-in-gof'this-is) [Gr. λάρυγξ larynx + φθίσις phthisis]. Tuberculosis of the larynx.

laryngoplasty (lar-in'go-plas-te) [Gr. λάρυγξ larynx + πλάσσειν to mold]. Plastic surgery of the larynx.

laryngoplegia (lar"in-go-ple'je-ah) [Gr. λάρυγξ larynx + πληγή stroke]. Paralysis of the larynx.

laryngorhinology (lar-in"go-rin-ol'o-je) [Gr. λάρυγξ larynx + ῥίς nose + λόγος treatise]. The sum of what is known regarding the larynx and nose and their diseases.

laryngorrhagia (lar-ing-o-ra'je-ah) [*larynx* + Gr. -ραγια break]. Hemorrhage from the larynx.

laryngorrhea (lar"in-gor-e'ah) [Gr. λάρυγξ larynx + ῥοία flow]. Excessive secretion of mucus whenever the voice is used.

laryngoscleroma (lar-in"go-skle-ro'mah) [Gr. λάρυγξ larynx + *scleroma*]. Scleroma of the larynx.

laryngoscope (lar-in'go-skōp) [Gr. λάρυγξ larynx + σκοπεῖν to view]. An apparatus for use in ocular examination of the larynx.

laryngoscopic (lar-in-go-skop'ik). Pertaining to laryngoscopy.

laryngoscopist (lar-in-gos'ko-pist). An expert in the use of the laryngoscope.

laryngoscopy (lar-in-gos'ko-pe) [Gr. λάρυγξ larynx + σκοπεῖν to view] Examination of the interior of the larynx by means of the laryngoscope. **suspension l.**, laryngoscopy performed with the head of the patient hanging over the edge of the examination table.

laryngospasm (lar-in'go-spazm) [Gr. λάρυγξ larynx + σπασμός spasm]. Spasmodic closure of the larynx.

laryngostasis (lar-ing-os'tas-is) [*larynx* + Gr. στάσις stoppage]. Croup.

laryngostenosis (lar-in"go-sten-o'sis) [Gr. λάρυγξ larynx + στένωσις contracture]. Narrowing or stricture of the larynx.

laryngostomy (lar-in-gos'to-me) [Gr. λάρυγξ larynx + στόμα mouth]. The formation of a permanent opening into the larynx through the neck and trachea.

laryngostroboscope (lar"in-go-strob'o-skōp) [Gr. λάρυγξ larynx + στρόβος whirl + σκοπεῖν to view]. An apparatus for observing the intralaryngeal phenomena of phonation.

laryngotome (lar-ing'o-tōm). An instrument for performing laryngotomy.

laryngotomy (lar-in-got'o-me) [Gr. λάρυγξ larynx + τέμνειν to cut]. The operation of incising the larynx. **complete l.**, the longitudinal slitting of the entire larynx. **inferior l.**, incision through the cricothyroid membrane. **median l.**, incision of the thyroid cartilage; thyrotomy. **subhyoid l.**, the opening of the larynx by a cut through the thyrohyoid membrane. **superior l., thyrohyoid l.** Same as *subhyoid l*

laryngotracheal (lar-in-go-tra'ke-al). Pertaining to the larynx and trachea.

laryngotracheitis (lar-in"go-tra-ke-i'tis). Inflammation of the larynx and trachea.

laryngotracheobronchoscopy (lar-ing"go-tra"-ke-o-bron-kos'ko-pe). Higher bronchoscopy; examination of the interior of the trachea and bronchi by means of a bronchoscope introduced through the mouth, larynx, and trachea into the main tube of a bronchus.

laryngotracheoscopy (lar-ing"go-tra-ke-os'ko-pe). Peroral tracheoscopy. See *tracheoscopy.*

laryngotracheotomy (lar-in"go-tra-ke-ot'o-me) [*laryngotomy* + *tracheotomy*]. Incision of the larynx and trachea

laryngotyphoid (lar-in-go-ti'foid). Typhoid fever with laryngeal complications.

laryngovestibulitis (lar-ing"go-ves-tib-u-li'tis). Inflammation of the vestibule of the larynx.

laryngoxerosis (lar-in"go-ze-ro'sis) [Gr. λάρυγξ larynx + ξήρωσις dryness]. Dryness of the throat.

larynx (lar'inks) [Gr. λάρυγξ]. The musculocartilaginous structure, lined with mucous membrane, situated at the top of the trachea and below the root of the tongue and the hyoid bone. It is the organ of voice. The cartilages of the larynx are nine in number, and are named as follows: thyroid, cricoid, epiglottis, two arytenoid, two cornicula laryngis (cartilages of Santorini), and two cuneiform (cartilages of Wrisberg). These cartilages are connected by ligaments. The two superior thyro-arytenoid ligaments are the false vocal cords; and the two inferior thyro-arytenoid ligaments are the true vocal cords. The cricothyroid membrane connects the adjacent margins of the cricoid and thyroid cartilages.

lasanum (las'an-um). An obstetric chair.

lascivia (las-iv'e-ah). Satyriasis.

Lasègue's sign (lah-sägz') [Ernest Charles *Lasègue*, French physician, 1816–1883]. See under *sign*.

laser (la'ser). Asafetida.

lash. An eyelash.

Lassar's paste (las'arz) [Oskar *Lassar*, German dermatologist, 1849–1908]. See under *paste*.

lassitude (las'i-tūd). Weakness; exhaustion.

lata, latah (lah'tah). A form of palmus, or jumping disease, endemic in Java.

Lat. dol. Abbreviation for L. *lat'eri dolen'ti*, to the painful side.

latent (la'tent, [L. *la'tens* hidden]. Concealed; not manifest; potential.

laterad (lat'er-ad). Toward a side or a lateral aspect.

lateral (lat'er-al) [L. *latera'lis*]. Pertaining to a side.

lateral-chain theory. See *Ehrlich's side-chain theory*, under *theory*.

latericeous, lateritious (lat-er-ish'us) [L. *laterit'ius; la'ter* brick]. Resembling brick-dust.

latero-abdominal (lat"er-o-ab-dom'in-al). Pertaining to the side and the abdomen.

laterodeviation (lat"er-o-de-ve-a'shun). Deviation or slight displacement to one side.

lateroduction (lat"er-o-duk'shun) [L. *la'tus* side + *du'cere* to draw]. Movement of an eye to either side.

lateroflection, lateroflexion (lat"er-o-flek'shun). Flexion to either side.

lateroposition (lat"er-o-po-zish'un). Displacement to one side.

lateropulsion (lat"er-o-pul'shun) [L. *la'tus* side + *pel'lere* to drive]. An involuntary tendency to go to one side while walking.

laterotorsion (lat"er-o-tor'shun) [L. *la'tus* side + *torque're* to turn]. Twisting of the vertical meridian of the eye to the right or to the left.

lateroversion (lat"er-o-ver'shun) [L. *la'tus* side + *version*]. A turning to one side.

Latham's circle (la'thamz) [Peter More *Latham*, English physician, 1789–1875]. See *circle*.

lathyrism (lath'ir-izm). Poisoning by the chick-pea (*Lath'yrus cic'era*) or by lupines; lupinosis.

latissimus co'li (lat-is'im-us) [L. "widest of the neck"]. See *platysma myoides*, in *muscles, table of*. **l. dor'si** [L. "widest of the back"]. See *muscles, table of*.

latrine (lat'rin). A privy or water-closet, especially a public one.

Latrodectus (lat-ro-dek'tus). A genus of poisonous spiders. *L. mac'tans*, a species found in the United States; it is commonly known as the "black widow." Its bite may cause severe symptoms or even death. *L. er'ebus* is found in Russia; *L. geomet'ricus* in California; *L. hassel'tii* in New Zealand; and *L. malmigniat'tus* in Europe.

laudable (law'dab-l) [L. *laudab'ilis*]. Commendable; healthy; of a kind thought to indicate an improving condition: used of pus.

laudanidin (law-dan'id-in). An alkaloid, $C_{20}H_{25}O_4N$, from opium.

laudanin (law'dan-in). An alkaloid, $C_{20}H_{25}NO_4$, from opium in colorless hexagonal prisms.

laudanon (law'dan-on). A proprietary combination of various opium alkaloids.

laudanosin (law-dan'o-sin). A colorless alkaloid, in prismatic crystals, $C_{21}H_{27}NO_4$, derivable from opium.

laudanum (law'dan-um). The tincture of opium. **Sydenham's l.**, the wine of opium.

laugh (laf). An act or paroxysm of laughter.

laughing-gas. Nitrogen monoxid.

laughter (laf'ter). A series of spasmodic and partly involuntary expirations with inarticulate vocalization, normally indicative of merriment; often a hysteric manifestation or a reflex result of tickling.

Laugier's hernia (lo-zhe-āz') [Stanislaus *Laugier*, French surgeon, 1799–1872]. See *hernia*.

Laumonier's ganglion (lo-mon-e-āz') [Jean Baptiste *Laumonier*, French surgeon, 1749–1818]. The carotid ganglion.

lauranga (law-rang'ah). See *bush disease*, under *disease*.

laurel (law'rel). See *Laurus* and *laurocerasus*.

laurenol (law're-nol). A proprietary deodorizer and antiseptic.

laurin (law'rin). The glyceride, $C_{22}H_{30}O_3$, of lauric acid, found in the oil of the seeds of *Lau'rus nob'ilis*; also in many vegetable oils: it may be crystallized in white needles.

laurocerasus (law-ro-ser'as-us) [L. *lau'rus* laurel + *cer'asus* cherry]. The European cherry-laurel, an evergreen cherry-tree, *Pru'nus laurocer'asus*. See *aqua laurocerasi*.

laurotetanin (law-ro-tet'an-in). An alkaloid, $C_{19}H_{21}NO_4.H_2O$, from *Lit'sea citra'ta*, a lauraceous shrub of southern Asia; it crystallizes in needles; its exhibition is liable to cause tetanic spasm.

Laurus (law'rus) [L. "laurel"]. A genus of lauraceous trees. *L. nob'ilis* is a native of southern Europe. The leaves and berries afford fragrant oils, that of the leaves being volatile, and that of the berries a fixed oil.

Lauth's canal, ligament (lowts) [Thomas *Lauth*, German anatomist, 1758–1826]. See under *canal* and *ligament*.

Lauth's violet (lawths) [Charles *Lauth*, English chemist, 1836–1913]. See under *violet*.

lava (lah'vah) [Ital.]. The scoria ejected from volcanoes; a homeopathic remedy.

lavage (lah-vahzh') [Fr.]. The irrigation or washing out of an organ, such as the stomach or bowel. **l. of the blood, blood l.**, the washing out of toxic matters from the blood by injecting serum into the veins. **electric l.**, injection of a saline enema that has been electrized by a continuous current. **ether l.** See *Souligoux-Morestin method*, under *method*. **systemic l.**, lavage of the blood.

Lavandula (lav-an'du-lah) [L.]. A genus of labiate plants; lavenders. The true lavender, *L. ve'ra*, is carminative and stimulant. The volatile oil of the flowers is official. Dose, 1–5 min. (0.066–0.333 c.c.); of spirit (*spir'itus lavan'dulæ*), and also of compound spirit, 30–60 min. (2–4 c.c.); of compound tincture, ½–2 fl.dr. (2–8 c.c.).

lavatio ori (la-va'she-o o'ri). The N. F. name for a mouth-wash containing granulated soap 60, glusid 2, basic fuchsin 0.02, oil of cinnamon 5, oil of peppermint 5, oil of clove 10, alcohol 750, and water to make 1000 c.c.

lavation (la-va'shun) [L. *lava'tio*]. Same as *lavage*.

lavement (lāv'ment). Same as *lavage*.

lavender (lav'en-der). See *Lavandula*.

laver (la'ver). An edible sea-weed, *Por'phyra vulga'ris*, recommended as a food for scrofulous patients.

Laveran's bodies, corpuscles (lav-ranz') [Charles Louis Alphons *Laveran*, French physician, 1845–1922]. See *Laverania*.

Laverania (lav-er-a'ne-ah). Malarial parasites which cause the estivo-autumnal form of malaria. They differ from the Plasmodia in that the gametocyte has the form of a crescent and schizogony occurs in the internal organs. **L. falcip'ara** produces estivo-autumnal malaria of the tertian type and is carried by *Anopheles*. **L. falcip'arum quotidia'num** produces estivo-autumnal malaria of the quotidian type.

laveur (lah-vur') [Fr.]. An instrument for performing lavage or irrigation.

aw (law). A uniform or constant fact or principle. **all or none l.** See *all or none*. **Allen's paradoxic l.**, whereas in normal individuals the more sugar is given the more is utilized, the reverse is true in diabetes. **Ambard's l's.** 1. With the urinary urea concentration constant, the output of urea varies directly as the square of the concentration of the blood urea. 2. With the blood-urea concentration constant, the output of urea varies inversely as the square root of the urinary concentration. **Ampère's l.**, the force of an electric current on a movable magnet deviates the austral pole of the latter to the left. **Angström's l.**, the law that the wave-lengths of the light absorbed by a substance are the same as those given off by it when luminous. **l. of anticipation.** See *Mott's l.* **Aran's l.**, fractures of the base of the skull (except those by contrecoup) result from injuries to the vault, the fractures extending by irradiation along the line of shortest circle **Arndt-Schulz l.**, weak stimuli increase physiologic activity and very strong stimuli inhibit or abolish activity. **l. of avalanche,** hypothetical law assumed by Ramón y Cajal, that multiple sensations may be aroused in the brain by a simple sensation at the periphery. **l. of average localization,** visceral pain is most accurately localized in the least mobile viscus. **Avogadro's l.**, equal volumes of gases with the same pressure and temperature contain an equal number of molecules. **Babinski's l.**, the law of voltaic vertigo that a normal subject inclines to the side of the positive pole; a pathologic subject falls to the side to which he tends to incline spontaneously. If the labyrinth is destroyed there is no reaction. **Baer's l.**, the more specialized forms and structures arise from the more general, and that by a gradual change **Baruch's l.**, when the temperature of the water used in a bath is above or below that of the skin the effect is stimulating, when both temperatures are the same the effect is sedative. **Bastian's l.**, **Bastian-Bruns l.**, if there is a complete transverse lesion in the spinal cord cephalad to the lumbar enlargement, the tendon-reflexes of the lower extremities are abolished. **Baudin's l.**, the alleged law or principle that an antagonism exists between tuberculosis and malarial disease. **Baumè's l.** Same as *Colles's l.* **Behring's l.**, the blood and serum of an immunized person, when transferred to another subject, will render the latter immune. **Bell's l.**, the anterior roots of the spinal nerves are motor and the posterior roots are sensory. **Berthollet's l.**, if two salts in solution by double decomposition can produce a salt less soluble than either, such a salt will be produced. **biogenetic l.** See *Muller's l.* **Blagden's l.**, in moderate concentrations the reduction of the freezing-point of a solution is proportional to the amount of matter in the solution. **Bordet's l.**, when blood-corpuscles are added to a hemolytic medium in bulk, they are more rapidly dissolved than when added in fractions. **Boudin's l.**, there is antagonism between malaria and tuberculosis. **Bowditch's l.** 1. The law that any stimulus that will produce a contraction of the heart muscle will cause as powerful a pulsation as the most powerful stimulus. 2. Nerves cannot be tired out by stimulation. **Boyle's l.**, at any stated temperature a given mass of gas varies in volume inversely as the pressure. **Buhl-Dittrich l.**, the opinion or supposed principle that in every case of acute miliary tuberculosis there exists within the body at least one old focus of caseation. **Bunge's l.**, the secreting cells of the mammary gland in the dog, cat, and rabbit take from the blood-plasma mineral salts in the exact proportion in which they are needed for developing and building up the offspring. **Camerer's l.**, children of the same weight have the same food requirements regardless of their ages. **Charles's l.**, the volume of a gas at a constant pressure varies directly with the temperature. **Cohn's l.**, the specific forms of bacteria have a fixed and unchanging basis. **Colles's l.**, a child that is affected with congenital syphilis, its mother showing no signs of the disease, will not infect its mother (1837). **Colles-Beaumès l.** Same as *Colles's l.* **l. of contrary innervation.** See *Meltzer's l.* **Coppet's l.**, the law that solutions which have the same freezing-point are equimolecular. **Coulomb's l.**, the force of attraction or repulsion between two electrified bodies is proportional directly to the quantities of electric charge, and inversely as the square of their distance apart. **Courvoisier's l.**, when the common bile-duct is obstructed by a stone, dilatation of the gall-bladder is rare; when the duct is obstructed in some other way, dilatation is common. **Currie's l.**, the law that all substances may be rendered radio-active by the influence of the emanations of radium, and that substances thus influenced hold their radio-activity longer when inclosed in some material through which the emanations cannot pass. **Cushing's l.**, the law that increase of intracranial tension causes increase of blood-pressure to a point slightly above the pressure exerted against the medulla. **Dalton's l.**, though the volume of a gas absorbed by a liquid remains constant, the weight of the absorbed gas rises and falls in proportion to the pressure **Dalton-Henry l.**, when a fluid absorbs a mixture of gases, it will absorb as much of each gas as it would have absorbed of either gas separately **Dastre-Morat l.**, dilatation of the splanchnic vessels is usually accompanied by constriction of the surface vessels of the body, and vice versa. **l. of definite proportions,** any compound always contains the same kind of elements in the same proportions; called also *Proust's l.* **Descartes's l.**, the sine of the angle of incidence bears a constant relation to the sine of the angle of refraction for two given media. **l. of diffusion,** any process set up in the nerve-centers affects the organism throughout by a process of diffused motion. **Donders's l.**, the rotation of the eye around the line of sight is not voluntary; when attention is fixed upon a remote object, the amount of rotation is determined entirely by the angular distance of the object from the median plane and from the horizon. **DuBois-Réymond l.**, it is the variation of current density, and not the absolute value of current density at any given moment, that acts as a stimulus to a muscle or motor nerve **Dulong and Petit's l.**, that the atoms of all elements have exactly the same capacity for heat. **Edinger's l.**, a gradual increase in the function of the neuron causes at first increased growth, but if irregular and excessive, then it leads to atrophy and degeneration. **Elliot's l.**, the activity of adrenalin is due to a stimulation of the endings of the sympathetic nerve. **l. of excitation,** a motor nerve responds by the contraction of its muscle to the alterations of the strength of an electric current and not to its absolute strength. **l. of facilitation,** when an impulse has passed once through a certain set of neurons to the exclusion of others, it will tend to take the same course on a future occasion, and each time it traverses this path the resistance in the path will be smaller. **Faget's l.**, in yellow fever the pulse is at first accelerated, but, as the temperature rises, it shows a marked tendency to fall. **Fajans's l.**, the product left after the emission of alpha-rays has a valence less by two than that of the parent radio-active substance; the product left after the emission of beta-rays has a valence greater by one than that of the parent radio-active substance. **Faraday's l.**, in electrolysis the amount of an ion liberated in any given time is proportional to the strength of the current. **Farr's l.**, "subsidence is a property of all zymotic diseases"; the gradually decreasing increase of incidence in an epidemic disease, in virtue of which the epidemic curve first ascends rapidly, then more slowly to a maximum, with a descent more rapid than the ascent. **l. of fatigue (Houghton's).**

when the same muscle or group of muscles is kept in constant action until fatigue sets in, the total work done, multiplied by the rate of work, is constant. **Fechner's l.**, the intensity of a sensation produced by a varying stimulus varies directly as the logarithm of that stimulus. **Fitz's l.**, the law that acute pancreatitis is to be suspected when a previously healthy person is suddenly affected with violent epigastric pain, vomiting, and collapse, followed inside of twenty-four hours by epigastric swelling, tympanites, or resistance, with slight elevation of temperature. **Flatau's l.**, the law that the greater the length of the fibers of the spinal cord, the closer are they situated to the periphery. **Flechsig's myelogenetic l.** See *myelogenetic l.* **Freund's l.**, during growth ovarian tumors change their position; when pelvic, they tend to grow downward behind the uterus; when they have arisen out of the pelvis, they tend to fall forward toward the abdominal wall. **Froriep's l.**, the theory that the skull is developed by the annexation of true vertebræ, the head growing at the expense of the neck. **Galton's l.**, a law of inheritance by which, in the composition of an individual, the two parents contribute one-half of the total, the four grandparents one-quarter, and so on. **Galton's l. of regression,** average parents tend to produce average children; minus parents tend to produce minus children, plus parents tend to produce plus children; but the offspring of extreme parents, whether plus or minus, inherit the parental peculiarities in a less marked degree than the latter were manifested in the parents themselves. **Gay-Lussac l.** Same as *Charles's l.* **Gerhardt-Semon l.**, various peripheral and central lesions affecting the recurrent laryngeal nerve cause the vocal cord to assume a position between abduction and adduction, the paralysis of the parts being incomplete **Giraud-Teulon l.**, binocular retinal images are formed at the intersection of the primary and secondary axes of projection. **Godélier's l.**, tuberculosis of the peritoneum is invariably associated with tuberculosis of the pleura. **Golgi's l.**, the severity of a malarial attack depends upon the number of parasites in the blood. **Goodell's l.**, when the cervix is hard as one's nose, pregnancy does not exist; when it is as soft as one's lips, pregnancy is probable. **Graham's l.**, the rate of diffusion of a gas through porous membranes is in inverse ratio to the square root of their density. **Grasset's l.** Same as *Landouzy-Grasset l.* **l. of gravitation,** the law that all bodies attract each other with a force that is directly proportional to their masses and inversely proportional to the square of their distance apart. Called also *Newton's l.* **Gudden's l.**, the degeneration of the proximal end of a divided nerve is cellulipetal. **Guldberg and Waage l.**, the velocity of a chemical reaction is proportional to the active masses of the reacting substances; called also *l. of mass action, mass l*, and *l of chemical kinetics.* **Gullstrand's l.**, if while the patient is made to turn the head while fixing a distant object the corneal reflex from either eye moves in the direction in which the head is turning, it moves toward the weaker muscle **Gull-Toynbee l.**, in otitis media the lateral sinus and cerebellum are liable to involvement in mastoid disease, and the cerebrum may be attacked when the roof of the tympanum becomes carious. **Haeckel's l.**, an organism, in developing from the ovum, goes through the same changes as did the species in developing from the lower to the higher forms of animal life. **Hallion's l.**, extracts of an organ when injected into the body exert a stimulating influence on that same organ. **Hamberger's l.**, when the blood is rendered acid, albumins and phosphates pass from the red corpuscles to the serum, and chlorids pass from the serum to the cells; the reverse occurs when the blood is rendered alkaline. **Hecker's l.**, in every successive childbirth the weight of the infant is greater than its predecessor by from 150 to 200 grams. **Heidenhain's l.**, glandular secretion always involves change in the structure of the gland. **Hellin's l.**, one in 80 pregnancies are twins; one in 80 × 80, or 6400, are triplets; one in 80 × 80 × 80, or 512,000, are quadruplets. **Henry's l.** Same as *Dalton's l.* **Hering's l.**, the clearness or purity of any conception or sensation depends on the proportion existing between its intensity and the sum total of the intensities of all the simultaneous conceptions and sensations. **Hilton's l.**, a nerve-trunk which supplies the muscles of any given joint also supplies the muscles which move the joint and the skin over the insertions of such muscles. **Hofaker-Sadler l.**, when the father is older than the mother the ratio of male births is increased (13 to 100); when the parents are of equal age the ratio of female births is increased (93.5 males to 100 females); when the mother is older than the father the ratio of female births is further increased (88.2 males to 100 females). **Hoff's l.** See *van't Hoff's l.* **l. of the intestines,** the presence of a bolus in the intestine induces contraction above and inhibition below the stimulus, thereby producing a progression of the intestinal contents. **l. of isolated conduction,** the wave of change or nervous impulse which passes through a neuron is never communicated to other neurons except at the terminals **Jackson's l.**, the law that the nerve functions that are latest developed are the earliest to be destroyed. **Kahler's l.**, the ascending branches of the posterior roots of the spinal nerves pass within the cord in succession from the root-zone toward the mesial plane **Koch's l.**, the specificity of a microorganism is not demonstrated without the fulfilment of the following conditions (1) The microorganism is present and discoverable in every case of the disease; (2) it is to be cultivated in a pure culture; (3) inoculation from such culture must reproduce the disease in susceptible animals, (4) it must be reobtained from such animals and again grown in a pure culture. **Küstner's l.**, if an ovarian tumor is left-sided, torsion of its pedicle takes place toward the right; if right-sided, toward the left. **Lancereaux's l.**, marantic thrombosis always takes place at points where the tendency to stasis is greatest, and especially at points where the influence of thoracic aspiration and cardiac propulsion is smallest. **Landouzy-Grasset l.**, in lesion of one cerebral hemisphere the head is turned to the side of the brain lesion if there is paralysis, and to that of the affected muscles if there is spasticity. **Lasègue's l.**, functional disorders or superficial lesions of an organ increase reflexes, while organic lesions diminish them. **Leopold's l.**, when the placenta is inserted upon the posterior wall of the uterus, the oviducts assume directions converging upon the anterior wall, but if the insertion be on the anterior wall during recumbency, the tubes turn backward and become parallel to the axis of the body. **Levret's l.**, the insertion of the cord is marginal in placenta prævia. **Listing's l.**, when the eyeball is moved from a resting position, the rotational angle in the second position is the same as if the eye were turned about a fixed axis perpendicular to the first and second position of the visual line. **Louis's l.** 1. Pulmonary tuberculosis generally begins in the left lung. 2. Tuberculosis of any part is attended by localization in the lungs. **Magendie's l.** Same as *Bell's l.* **Marey's l.**, a pulse of high tension is slow. **Mariotte's l.** Same as *Boyle's l.* **l. of mass action, mass l.** See *Guldberg* and *Waage l.* **Meltzer's l.** (*of contrary innervation*), "all living functions are continually controlled by two opposing forces: augmentation or action on the one hand, and inhibition on the other." **Mendel's l., mendelian l.**, the law that the offspring is not intermediate in type between its parents, but the type of one or other parent is predominant. If two well-defined varieties of the same species

be cross-fertilized, the resulting hybrid offspring will show the distinguishing characteristics of one of the parents only, this inherited characteristic being termed *dominant*. The characteristic of the other parent, however, known as *recessive*, is latent and will appear in the next generation bred from the hybrid. The offspring of this second generation will be of two kinds, three-quarters of the offspring having the dominant characteristic and one-quarter of them the recessive characteristic. If two of these recessive members of the third generation are bred together, the subsequent generations will show constantly the recessive character. As regards the dominant members of the third generation, they divide themselves into two orders: one-third of these members produce purely dominant offspring; the other two-thirds are true hybrids showing a mixed character, and each subsequent generation from them shows the same proportion of pure dominants, pure recessives, and hybrids. This law may be expressed by the following formula, $n(DD + 2DR + RR)$, in which DD represents pure dominant offspring; RR, pure recessive offspring; DR, hybrid offspring, and n, the number of the generation. **Mendelejeff's l.** Same as *periodic l.* **Metchnikoff's l.**, whenever the body is attacked by bacteria, the polynuclear leukocytes and the large mononuclear leukocytes quickly become protective phagocytes. **Meyer's l.**, the internal structure of fully developed normal bone represents the lines of greatest pressure or traction and affords the greatest possible resistance with the least possible amount of material. **Mott's l. of anticipation**, when the children of the insane become insane they do so at a much earlier age than did their parents. **Müller's l.** 1. The embryo and fetus in its development recapitulates that of the ancestral series to which it belongs. 2. Same as *l. of specific irritability*. **l. of multiple variants**, any variation from the normal in the bones of the hand or foot is always multiple. **myelogenetic l.** (of Flechsig), the myelination of the nerve-fibers of the developing brain takes place in a definite sequence so that fibers belonging to particular functional systems mature at the same time. **Nageli's l.**, a disease in which eosinophils are present in one-half normal, normal, or increased numbers cannot be typhoid, and the appearance of even a few of such cells must incite caution in the diagnosis. **Neumann's l.**, the molecular heats in compounds of analogous constitution are always the same. **Newland's l.** Same as *periodic l.* **Newton's l.** Same as *l. of gravitation*. **Nysten's l.**, rigor mortis affects first the muscles of mastication, next those of the face and neck, then those of the upper trunk and arms, and last of all those of the legs and feet. **Ohm's l.**, the strength of an electric current varies directly as the electromotive force, and inversely as the resistance. **Pascal's l.**, the law that pressure applied to a liquid at any point is transmitted equally in all directions. **periodic l.**, the law that if the elements are arranged in the sequence of the weight of their atoms, and divided into groups of seven or eight, the corresponding members of each group show relationship in chemic properties: thus, elements having characters alike recur at regular intervals throughout the series. Called also *Mendelejeff's l.* **Peters's l.**, atheroma most commonly affects blood-vessels at their angles or turns. **Pfeiffer's l.**, the law that the blood-serum of an animal immunized against a disease will, when introduced into the body of another animal, destroy the bacteria of that disease. **Pflüger's l.**, the law that a nerve-tract is stimulated when catelectrotonus develops or anelectrotonus disappears, but not under the reverse conditions. **Poiseuille's l.**, the speed of currents in capillary tubes is proportional to the square of their diameter. **Prévost's l.**, in a lateral cerebral lesion the head is turned to the side on which the lesion is. **Profeta's l.**, a non-syphilitic child born of syphilitic parents is immune. **Proust's l.**, law of definite proportions. **psychophysical l.** Same as *Weber-Fechner l.* **Raoult's l.**, the depression of the freezing-point of a solution is proportional to the molecular concentration of the solution, every molecule of substance per liter of solution depressing the freezing-point of water 1.85° C. **l. of reciprocal proportions**, two chemic elements that unite with a third element do so in proportions that are multiples of those in which they unite with each other. **l. of refraction**, rays of light passing from a rarer to a denser medium are deflected toward a perpendicular to the surface of incidence; while rays passing from a denser to a rarer medium are deflected away from the perpendicular. **l. of refreshment**, the refreshment of a laboring muscle depends on the rate of supply of arterial blood. **l. of regression.** See *Galton's l. of regression*. **l. of relativity**, the law that simultaneous and successive sensations modify each other. **Ritter's l.**, both the opening and the closing of an electric current produce stimulation in a nerve. **Ritter-Valli l.**, the primary increase and secondary loss of irritability in a nerve, produced by a section which separates from the nerve-center travel in a peripheral direction. **Rommelaere's l.**, in cases of carcinoma there is a constant diminution of the nitrogen in the urine. **Rosenbach's l.**, in lesions of the nerve-centers and nerve-trunks paralysis appears in the extensor muscles before it does in flexor muscles. **Roussel's l.**, a French law initiated by Théophile Roussel (1874) for the protection of friendless children. **Rubner's l.** 1. (*Law of constant energy consumption.*) The rapidity of growth is proportional to the intensity of the metabolic process. 2. (*Law of constant growth quotient.*) The same fractional part of the entire energy is utilized for growth. This fractional part is called the "growth quotient." **Schroeder van der Kolk's l.**, the sensory fibers of a mixed nerve are distributed to the parts moved by muscles which are stimulated by the motor fibers of the same nerve **Schütz's l.**, the law that the intensity of enzyme action is directly proportional to the square root of its concentration. **l. of segregation**, in each generation the ratio of pure dominants, dominants giving descendants in the proportion of three dominants to one recessive, and pure recessives is 1 : 2 : 1. **Semon's l.**, in progressive organic diseases of the motor laryngeal nerves the abductors of the vocal cords (posterior crico-arytenoids) are the first, and occasionally the only, muscles affected. **Sherrington's l.**, every posterior spinal nerve-root supplies a special region of the skin, although fibers from adjacent spinal segments may invade such a region. **l. of similars.** See *homeopathy*. **l. of sines**, the sine of the angle of incidence is equal to the sine of the angle of reflection multiplied by a constant quantity. **Snell's l.** Same as *Descartes's l.* **Spallanzani's l.**, the law that regeneration is more complete in younger individuals than in older ones. **l. of specific irritability**, every sensory nerve reacts to one form of stimulus and gives rise to one form of sensation only, though if under abnormal conditions it be excited by other forms of stimuli, the sensation evoked will still be the same. Called also *Müller's l.* **Stokes's l.**, a muscle situated above an inflamed membrane is often affected with paralysis. **Tait's l.**, in every case of pelvic or abdominal disease in which life is endangered or the health ruined, exploration by celiotomy should be made, except when the disease is known to be malignant **Talbot's l.**, when complete fusion occurs and the sensation is uniform, the intensity is the same as would occur were the same amount of light spread uniformly over the disk. **Teevan's l.**, fractures of bones occur in the line of extension, and not in the line of compression. **Toynbee's l.**, in cases of brain disease due to otitis the cerebellum and lateral sinuses are affected from the mastoid, and the cerebrum from the tympanic roof. **van der Kolk's l.** See *Schroeder van der*

Kolk's l. **van't Hoff's l.** 1. Many substances in solution exert an osmotic pressure equal to the gas pressure that they would exert if their molecules were in a gaseous state and occupied a volume equal to that of the solution under the same conditions of temperature and pressure. 2. Van't Hoff's rule. See under *rule* **Virchow's l.**, the cell elements of tumors are derived from normal and preëxisting tissue-cells **Vulpian's l.**, when a portion of the brain is destroyed the functions of that part are carried on by the remaining parts. **Waller's l., wallerian l.**, if the sensory fibers of the root of a spinal nerve be divided on the central side of the ganglion, the fibers on the peripheral side of the cut do not degenerate; while those that remain connected with the cord degenerate. **Weber's l.**, the variation of stimulus which causes the smallest appreciable change in sensation maintains an approximately fixed ratio to the whole stimulus. **Weber-Fechner l.**, the law that for a sensation to increase, by equal amounts (arithmetic progression), the stimulus must increase by geometric progression. Called also *psychophysical l.* **Wolff's l.**, the law that all changes in the function of a bone are attended by definite alterations in their internal structure. **Wundt-Lamansky l.**, the law that the line of vision in moving through a vertical plane parallel to the frontal plane moves in straight lines in the vertical and horizontal directions, but in curved paths in all other movements **Wyssakovitsch's l.**, the cells covering any part of the body, so long as they preserve their integrity, protect the underlying tissues **Zeune's l.**, the law that the proportion of cases of blindness is less in the temperate than in the frigid zone, and increases in the torrid zone as the equator is approached.

lawn-tennis arm (lawn-ten'is). Displacement of the pronator radii teres muscle from excessive tennis-playing.

Lawson Tait. See *Tait.*

laxaphen (laks'af-en). A proprietary cathartic containing phenolphthalein and salicylic acid in a chocolate-flavored base.

laxase (laks'ās). A proprietary concentrated form of agar-agar for internal administration in constipation.

laxatin (laks'at-in). A proprietary preparation of phenolphthalein.

laxative (laks'at-iv) [L. *laxati'vus*] 1. Aperient; mildly cathartic. 2. An aperient medicine.

laxator tym'pani (laks-a'tor) [L "relaxer of the tympanum"]. See *muscles, table of.*

laxiquinin (laks-ik-win'in). A proprietary laxative preparation of quinin.

laxoin (laks'o-in). Same as *phenolphthalein.*

laxol (laks'ol) Castor oil prepared with saccharin and oil of peppermint.

layer (la'er). A stratum of nearly uniform thickness **adamantine l.**, the enamel layer of the teeth. **ambiguous l.**, the second layer of the cerebral cortex, counting from without: named from the indefinite shapes of many of its cells. **bacillary l.**, the outermost but one of the retinal layers; the rod-and-cone layer; Jacob's membrane **Baillarger's l.** See *Baillarger's line*, under *line.* **basement l.**, basement membrane. **Bechterew's l.**, a layer of fibers in the cerebral cortex between Baillarger's layer and the tangenital fibers. **Bernard's glandular l.**, a layer of cells which line the acini of the pancreas. **blastodermic l.**, any one of the germ-layers—the epiblast, mesoblast, or hypoblast. **Bowman's l.**, Bowman's membrane. See *membrane* **Bruch's l.**, the inner layer of the choroid coat of the eye: the vitreous lamina. **claustral l.**, the layer of gray matter between the external capsule and the insula. **columnar l.**, the rod-and-cone layer of the retina; also same as *mantle l.* **cortical l.**, the superficial layer, especially of the brain and the ovary. **dermic l.**, the middle or connective-tissue layer of the membrana tympani. **Dobie's l.** Same as *Krause's membrane.* **ependymal l.**, the inner layer of cells next to the cavity of the medullary tube. **epitrichial l.**, the most superficial layer of the epidermis of the embryo. **fillet l.**, the stratum lemnisci. **Floegel's l.**, a granular layer in each transparent lateral disk of a muscular fibril. **ganglion-cell l.**, a layer of the retina between the nerve-fiber layer and the inner molecular layer. **ganglionic l.**, a stratum of angular cells in the cerebral cortex. **Gennari's l.** Same as *Baillarger's l.* **germ l.**, one of the primary layers of cells (ectoderm, endoderm, or mesoderm) from which the tissues and organs of the adult develop. **granular l.**, the stratum granulosum. **Henle's l.**, the outer layer of cells of the inner root-sheath of a hair-follicle. **horny l.**, the outer layer of the skin; the stratum corneum. **Huxley's l.**, a layer of the root-sheaths of a hair-follicle within Henle's layer. **Kölliker's fibrous l.**, the mesiris; the substantia propria of the iris. **Langerhans's l.**, the deep cellular layer of chorionic villi. **Langhans's l.**, the stratum granulosum of the skin. **latticed l.**, a cortical cell-layer of the hippocampus. **malpighian l.**, the stratum mucosum of the skin. **mantle l.**, the columnar layer or zone of nuclei in the myelospongium. **Meynert's l.**, a layer of pyramidal cells in the cortex of the cerebrum. **molecular l.** 1. The outer layer of the cerebral or cerebellar cortex 2. A designation of two of the layers of the retina. **molecular l., inner,** the inner plexiform layer of the retina. **molecular l., outer,** the outer plexiform layer of the retina. **mucous l.**, the innermost layer of the epidermis; the rete mucosum. **nerve-fiber l.**, the innermost layer of the retina, excepting the membrana limitans interna. **neurodermal l.**, the epiblast. **Ohl's l.**, the stratum lucidum of the skin. **Ollier's l., osteogenetic l.**, the innermost layer of the periosteum. **palisade l.**, the basal layer of the stratum mucosum. **papillary l.**, the outer layer of the corium. **peripheral l.**, the outer portion of the molecular layer of the cerebral cortex **pigmentary l.**, the outermost of the ten layers of the retina, and the inner lining of the ciliary organ **plexiform l's,** the two molecular layers of the retina. **prickle-cell l.**, the stratum malpighii. **primary blastodermic l.**, the germinal layers developed by the differentiation of the blastoderm, the epiblast, and hypoblast or mesoblast. **Rauber's l.**, the most external of the three layers of cells which form the young blastodisk of the embryo. Called also *blastodermic ectoderm* and *primitive ectoderm.* **Renaut's l.**, a thin hyaline membrane between the corium and the epidermis. **reticular l.**, the tunica propria or deeper layer of the corium. **Sattler's elastic l.**, a thin layer of elastic fibers lying between the large vessel layer and the choriocapillary layer of the choroid of the eye **skeletogenous l.**, the layer of mesoderm cells surrounding the notochord of the embryo and developing into the axial skeleton. **sluggish l.**, the layer of slow-moving leukocytes in the blood strewn along the walls of the vessel. **still l.** Same as *sluggish l* **subcallosal l.**, the layer of nerve-fibers on the lower side of the callosum. **subpapillary l.**, the vascular layer of the corium. **superpapillary l.**, the rete mucosum. **Tomes's granular l.**, the outer layer of dentin next the cement. **trophic l.**, the hypoblast. **Unna's l.**, Langerhans's layer. **vegetative l.**, the hypoblast. **Waldeyer's l.**, the vascular layer of the ovary. **Weil's basal l.**, a pale, transparent layer of cells just inside of the layer of odontoblasts of tooth-pulp. It is made up of delicate fibrils of connective tissue communicating with the processes of odontoblasts. **yellow l.** See *crusta phlogistica.* **Zeissel's l.**, a layer in the stomach wall between the muscularis mucosæ and the submucosa. **zonular l.** See *stratum zonale.*

lazaretto (laz-ar-et'o). 1. A pest-house or hospital for contagious diseases. 2. A quarantine station.

Lb. An abbreviation for L. *li'bra*, pound.

L. Ch. Abbreviation for *Licentiate in Surgery*.

L. D. Abbreviation for *perception of light difference*.

L. D. A. Left dorso-anterior position of the fetus.

L. D. P. Left dorso-posterior position of the fetus.

L. D. S. Abbreviation for *Licentiate in Dental Surgery*.

L. E. Abbreviation for *left eye*.

leaching (le'tshing). Lixiviation.

lead (led) [L *plum'bum*]. A soft, grayish-blue metal with poisonous salts, symbol, Pb; atomic weight, 207.2. **l. acetate** (L. *plum'bi ace'tas*), sugar of lead; a sweetish, white, basic salt, used in the preparation of lead-water, Goulard's extract, Goulard's cerate, etc. It is astringent, anodyne, and discutient. **arsenate of l.** (*as an insecticide*), dissolve separately in wooden pails arsenate of soda (5 per cent. strength) 4 ounces in 2 quarts of water and acetate of lead 11 ounces in 4 quarts of water. Pour into 1 gallon of water. **l. bitannate.** See *lead tannate*. **black-l.** See *graphite*. **l. carbonate** (L. *plum'bi carbo'nas*), ceruse; a basic salt, $(PbCO_3)_2.Pb(OH)_2$· used as an application to burns and inflamed surfaces. **l. chlorid** (L. *plum'bi chlo'ridum*), horn lead, $PbCl_2$· anodyne and astringent. **l. chromate, a** lemon-yellow powder, $PbCrO_4$. Called also *chrome yellow*. **l. iodid** (L. *plum'bi iod'idum*), a yellow, crystalline powder, PbI_2; resolvent and astringent. **l. monoxid** (L. *plum'bi ox'idum*), a binary compound, PbO, called *litharge* when crystalline and *massicot* when amorphous: much used in plasters, etc., and in the treatment of burns. **l. nitrate** (L. *plum'bi ni'tras*), a sweetish, crystalline agent, $Pb(NO_3)_2$: astringent, detergent, and deodorant **l. oleate,** a white powder, $3Pb(C_{18}H_{33}O_2)_2$: used in diachylon ointment, etc. **l. oxid.** See *l. monoxid* and *l. tetroxid*. **l. phenolsulphonate,** white needles, astringent and antiseptic, $Pb(OH\text{-}C_6H_4.SO_2.O)_2\,5H_2O$: used in skin diseases. **l. subacetate,** a basic acetate of lead. **l. tannate** (L. *plum'bi tan'nas*), a yellowish-gray powder; anodyne and astringent: used in ointments for bedsores, etc. **tetra-ethyl l.** See *tetra-ethyl*. **l. tetroxid,** red lead, or minium, Pb_3O_4· it may be used like the monoxid. **white l.,** a basic lead carbonate.

lead (lēd). Any one of the records made by the electrocardiograph, varying with the part of the body from which the current is led off. It is customary to use the following three leads· lead I, right arm and left arm, in which the current is derived largely from the base of the heart; lead II, right arm and left leg, corresponding essentially to the long axis of the heart, lead III, left arm and left leg, representing chiefly the left side of the heart. A lead is also known as a derivation.

leading (led'ing). Lead-poison; plumbism.

leafcup. Polymnia.

leaping-ill (le'ping-il) See *thorter-ill*.

leash (lēsh). A bundle of cord-like structures, as nerves, blood-vessels, fibers, etc.

leaves. Many drugs are extracted from leaves. **blue-gum l.,** Eucalyptus. **chestnut l.,** Castanea. **coltsfoot l.,** Tussilago. **deadly nightshade l.,** belladonna. **marshmallow l., white mallow l.,** Althæa. **thornapple l.,** Stramonium. **witchhazel l.,** Hamamelidis.

leben (leb'en) [Arabic]. A ferment drink of Egypt made from the milk of cows, buffaloes, and goats.

Leber's disease (la-berz') [Theodor *Leber*, German ophthalmologist, 1840–1917] See *disease*.

Lebis'tes reticula'tus. A small fish valued because it devours mosquito larvæ.

Lecat's gulf (le-kats') [Claude Nicolas *Lecat*, French surgeon, 1700–1768]. See *gulf*.

lecibrin (les'ib-rin). A preparation of lecithin with nucleoprotein: used like lecithin.

lecipon (les'ip-on). A water-soluble preparation of lecithin in powdered form.

lecithalbumin (les-ith-al'bu-min). A compound of albumin and lecithin, found in the stomach, liver, kidney, lungs, and spleen.

lecithid (les'ith-id). A compound of lecithin with venom hemolysin. See *cobra-lecithid*.

lecithin (les'ith-in) [Gr. λέκιθος yolk of egg]. A monoaminomonophosphatid, $C_{44}H_{90}NPO_9$, found in animal tissues, especially nerve-tissue, semen, yolk of egg, and in smaller amount in bile and blood. It is a colorless, crystalline compound, soluble in alcohol, and is chemically the stearyl-oleylglycerophosphate of cholin. Other substances of similar constitution are grouped as lecithins The lecithins, whether of animal or plant origin, are said to be antivenomous. Lecithins are said to have the therapeutic properties of phosphorus, and have been given in rickets, dyspepsia, neurasthenia, diabetes, anemia, and tuberculosis. **l.-albumin,** the name of a series of compounds of lecithin with proteins developed in the stomach, kidney, liver, lungs, etc.

lecithinase (les'ith-in-ās). An enzyme which produces disintegration of lecithin. **cobra l.,** one of the constituents of the hemolysin of cobra venom.

lecithinose (les-ith'in-ōs). A lecithin from the yolk of eggs: used as a nutrient.

lecithol (les'ith-ol). A proprietary emulsion-like solution of lecithin.

lecithoprotein (les''ith-o-pro'te-in). A compound of the protein molecule with a lecithin.

Leclainche-Vallée serum. See under *serum*.

Leclanché's cell (le-klan-shāz') [Georges *Leclanché*, French physicist, 1839–1882] See *cell*.

lectual (lek'tu-al) [L. *lectua'lis; lec'tus* bed]. Pertaining to a bed or couch.

lectulum (lek'tu-lum) [L. "a little bed"]. The nail-bed.

Le Dentu's suture (leh-den-tez) [*Le Dentu*, Paris surgeon, 1841–1926]. See under *suture*.

Ledran's suture (la-drahz') [Henri Francois *Ledran*, French surgeon, 1685–1770]. See *suture*.

Leduc's current (led-ooks') [Stéphane Armand Nicolas *Leduc*, contemporary French physicist]. See *current*.

leech (lētsh) [L. *hiru'do*]. An aquatic platyhelmian, *Hiru'do medicina'lis:* used for drawing blood. An aqueous therapeutic extract of the heads of leeches is employed to prevent the formation of blood-clots, etc. Some species, chiefly tropical, may become semiparasitic upon man and animals. See also *Placobdella* **American l.,** the *Sanguisu'ga deco'ra*, a small species sometimes used in drawing blood **artificial l.,** an apparatus for drawing blood by artificial suction. **horse l.** See *Limnatis* and *Hæmopis*. **Hungarian l.,** the *Sanguisu'ga officina'lis*, a species locally used in drawing blood **land l.** See *Hæmadipsa*. **Swedish l.,** the *Sanguisu'ga medicina'lis*, or official leech

leeches, leeching (le'tshez, le'tshing). An infectious disease of horses in Florida and India, with local lesions on the skin, which begin with slight lumps, which grow in size until there is a large raw surface. Called also *hyphomycosis destruens equi*, and in India *bursaulee*.

Lee's ganglion [Robert *Lee*, English physician, 1793–1877]. See *ganglion*.

lees (lēz). The dregs or sediment of wine.

Leeuwenhoek'ia australien'sis [Antonj van *Leeuwenhoek*, Dutch microscopist, 1632–1723]. A mite found at Sidney, New South Wales, which causes great irritation by burrowing in the skin of people who work in gardens

Le Fort's amputation, suture (la fōrz) [Léon Clément *Le Fort*, French surgeon, 1829–1893]. See *amputation* and *suture*.

left-handed (left-hand'ed). Using the left hand with more dexterity than the right.

leg (leg). The lower extremity, especially the part between the knee and the ankle. **Anglesey l.**, a form of jointed artificial leg; named from a marquis of Anglesey. **badger l.**, inequality in the length of the legs. **baker-l.**, genu valgum, or knock-knee. **bandy-l.** Same as *bow-l.* **Barbados-l.**, elephantiasis of the leg **bayonet-l.**, uncorrected backward displacement of the bones of the leg at the knee, followed by ankylosis at the joint. **bird-l.**, reduction in size of the leg from atrophy of the muscles. **black-l.**, symptomatic anthrax. **boomerang l.**, a bone disease occurring among Australian natives causing the leg to assume a shape resembling a boomerang. **bow-l.**, genu varum; an outward curvature of the legs at the knees **l.-holder**, a device for holding the legs in surgical operations; especially for holding the legs apart and up in gynecologic operations. **lawn-tennis l.** See *coup de jouet.* **milk-l.**, phlegmasia alba dolens. **scissor-l.**, cross-leg deformity; a result of double hip disease, in which the patient walks cross-legged. **trench l.** See *trench shin*, under *shin.* **l.-type**, progressive hereditary muscular atrophy. **white l.**, phlegmasia alba dolens.

Legal's disease, test (la-galz') [Emmo *Legal*, German physician, nineteenth century]. See under *disease* and *tests.*

Legg's disease (legz) [Arthur T. *Legg*, American surgeon, born 1874]. Osteochondritis deformans juvenalis.

leg-ill (leg'il). Inflammation of the interdigital space of sheep, producing lameness.

legitimacy (le-jit'im-as-e) [L. *legit'imus* lawful]. The condition of having been born in wedlock.

legume (le'gūm). The pod or fruit of a leguminous plant, such as peas and beans.

legumelin (leg-u-me'lin). A protein from lentils.

legumin (leg'u-min) [L. *legu'men* pulse]. A protein from the seeds of various plants, chiefly of the order *Legumino'sæ.*

Leichtenstern's phenomenon or **sign** (līk'ten-sternz) [Michael Ludwig *Leichtenstern*, German physician, 1845–1900]. See under *sign.*

leinol (lī'nol). A proprietary sedative medicine.

leiodermia (li-o-der'me-ah) [Gr. λεῖος smooth + δέρμα skin] Abnormal glossiness and smoothness of the skin.

leiomyoblastoma (li-o-mi-o-blas-to'mah). Leiomyoma.

leiomyofibroma (li''o-mi-o-fi-bro'mah). A tumor with leiomatous, myomatous, and fibromatous elements

leiomyoma (li''o-mi-o'mah) [Gr. λεῖος smooth + μῦς muscle + -ωμα tumor]. Myoma composed of unstriped muscle-fiber. **l. cu'tis**, a disease characterized by numerous translucent nodules, the size of peas, on the extensor surfaces of the extremities, the nodules containing masses of smooth muscle-fibers.

leiomyosarcoma (li''o-mi-o-sar-ko'mah). A sarcoma containing large spindle-cells of unstriped muscle.

leiphemia (li-fe'me-ah) [Gr. λείπειν to fail + αἷμα blood]. Thinness and poverty of the blood.

leipo-. For words beginning thus, see those beginning *lipo-.*

Leishman's cells, method, stain (līsh'manz) [Sir William B. *Leishman*]. See *cell, method, stains, table of.*

Leishman-Donovan body (līsh'man-don'o-van) [Sir William B. *Leishman;* C. *Donovan*, surgeon in Indian Medical Service]. See under *body.*

Leishmania (lish-man'e-ah) [named from Sir William Boog *Leishman*, English army surgeon, 1865–1926]. 1. A genus of flagellate protozoans parasitic in the human and animal bodies where they are found as small oval or round intracellular organisms, chiefly in endothelium. In artificial cultures on blood-agar they develop into typical flagellate herpetomonads. Called also *Piroplasm, Helcosoma,* and *Herpetomonas.* 2. One of the developmental stages through which trypanosomes pass in their insect hosts. **L. america'na.** See *L. brazliensis.* **L. brazilien'sis**, a form morphologically identical with *L. donovani* and which causes leishmaniasis americana. **L. donova'ni,**

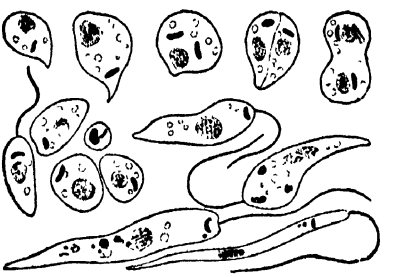

Leishmania donovani cultures (Leishman).

the organism causing kala-azar; a species occurring in the spleen, liver, and bone-marrow in the form of small oval or round bodies (Leishman-Donovan bodies). Called also *L. infantum, Piroplasma donovani,* and *Herpetomonas donovani.* See *kala-azar.* **L. farcimino'sa.** See *Blastomyces farciminosus.* **L. furunculo'sa,** the parasite which causes furunculus orientalis or oriental sore. It is morphologically identical with *L. donovani* and has a similar life-history. **L. infan'tum,** the organism causing Mediterranean kala-azar or infantile splenomegaly. It is morphologically identical with *L. donovani.* **L. mediterra'nea.** See *L. infantum.* **L. nilot'ica,** Brumpt's name for the *L. tropica* found in the keloid form of oriental sore. **L. trop'ica,** the organism causing oriental sore



Leishmania furunculosa (Ch. Nicolle).

leishmaniasis (līsh-man-ī'as-is). Same as *leishmaniosis.*

leishmaniosis (līsh-man-e-o'sis). Any disease due to infection with species of *Leishmania.* **l. america'na,** a disease caused by *Leishmania braziliensis.* It is common in Brazil and is found also in Panama and in Yucatan It is characterized by ulceration of the mucous membranes of the nose and throat and is called forest yaws and bouba brasiliana. It may be the same as oriental sore. **dermal l.**, oriental sore. See *furunculosis orientalis* **infantile l.** See *infantile kala-azar*, under *kala-azar.* **naso-oral l.**, espundia. **visceral l.** See *kala-azar.*

Leistungskern (līs'toongs-kern) [Ger.]. The functional part or active center of a cell.

Leiter's coil (lī'terz) [Joseph *Leiter*, Austrian instrument maker, died 1892]. See *coil.*

Leloir's disease (lēl-warz') [Henri Camille *Leloir*, French dermatologist, 1855–1896]. Lupus vulgaris erythematoides.

lema (le'mah) [Gr. λημη gum]. The meibomian secretion.

Lembert's suture (lah-bārs') [Antoine *Lembert*, French surgeon, 1802–1851]. See *suture*.

lemco (lem'ko). A proprietary meat-extract preparation.

lememia (le-me'me-ah) [Gr. λοιμός plague + αἷμα blood]. The presence of plague germs in the blood.

lemic (le'mik) [Gr. λοιμός plague]. Pertaining to an epidemic disease, as the plague.

lemmoblastic (lem-o-blas'tik). Forming or developing into neurilemma tissue.

lemmocyte (lem'o-sīt) [Gr. λέμμα sheath + κύτος cell]. A cell derived from the neural crest and developing into a neurilemma cell.

lemniscus (lem-nis'kus), pl. *lemnis'ci* [L.; Gr. λήμνισκος fillet] A band of longitudinal sensory fibers in the medulla and pons extending upward from the decussation, passing along the outer surface of the superior cerebellar peduncle, and terminating in the thalamus. Called also *fillet* and *laqueus*. **acoustic l.** Same as *lateral l.* **bulbar l.**, ascending sensory fibers of the second order running from the medulla oblongata to the thalamus and including several different tracts. **gustatory l.** Same as *visceral l.* **lateral l.**, a tract of longitudinal fibers extending upward through the lateral part of the tegmental substance of the pons. It is formed by fibers of the corpus trapezoideum and runs toward the quadrigeminal region. Called also *lateral fillet*. **medial l.**, a band of white fibers arising from the gracile and cuneate nuclei, crossing to the opposite side in the lower part of the medulla oblongata, and extending upward to enter the optic thalamus. Called also *medial fillet* and *ribbon of Reil*. **optic l.**, the optic tract. **spinal l.**, ascending fibers of touch, temperature, and pain sensibility extending from the spinal cord to the optic thalamus In the cord the fibers constitute two tracts, the dorsal and ventral spinothalamic tracts **l. tempora'lis et occipita'lis**, a cord-like bundle of nerve-fibers connecting the cortex of the temporal and occipital lobes of the brain. Called also *Hoeve's bundle*. **trigeminal l.**, ascending sensory fibers in the pons running from the sensory fifth nuclei to the thalamus. **visceral l.**, ascending sensory fibers running from the nucleus of the solitary fasciculus to the higher cerebral centers.

lemography (le-mog'raf-e) [Gr. λοιμός plague + γράφειν to write] A treatise on the plague or other epidemic disease.

lemology (le-mol'o-je) [Gr. λοιμός plague + λόγος treatise]. The science of contagious and epidemic diseases, especially the plague.

lemon (lem'un). The fruit of *Cit'rus med'ica*, var. *limo'num*, an aurantiaceous tree The rind or peel of the fruit (*lemon peel*) furnishes **oil of l.** (*o'leum limo'nis*), an essential oil, $C_{10}H_{16}$, which is an aromatic stimulant and flavoring agent. Dose, 1–5 min (0.066–0.333 c.c.). Dose of spirit of lemon, 1–4 fl.dr. (4–16 c.c.); of tincture (U. S. P.), 1 dr. (4 c.c.).

lemon-balm (lem'un-bahm). See *Melissa*.

lemoparalysis, læmoparalysis (le"mo-par-al'-is-is) [Gr. λαιμός gullet + *paralysis*]. Paralysis of the gullet.

length, dental (length). A line from the anterior surface of the first premolar to the posterior surface of the last molar **sitting l.**, the length from the crown of the head to the coccyx, called by Pirquet Si.

Lenhartz treatment (len'harts) [Hermann Albert Dietrich *Lenhartz*, physician in Hamburg, 1854–1910]. See *treatment*.

lenicet (len'is-et). A polymerized, finely divided acetate of aluminum preparation.

lenigallol (len-e-gal'ol). Pyrogallol triacetate, $(CH_3.CO\,O)_3C_6H_3$, a white, non-poisonous, insoluble powder: used like pyrogallol in psoriasis and eczema.

leniol (len'e-ol). A proprietary medicated emulsion of cod-liver oil, for use in lung disorders.

lenirenin (len-ir-e'nin). A mixture of lenicet, aluminum hydroxid, and suprarenal substances used in catarrh of the upper air-passages.

lenirobin (len-e-ro'bin). Chrysarobin tetra-acetate: used in skin diseases.

lenitive (len'it-iv) [L. *leni're* to soothe]. 1. Demulcent or soothing. 2. A demulcent remedy.

lenitol (len'it-ol). A proprietary petroleum preparation for constipation.

Lennander's operation (len-an'derz) [Karl Gustav *Lennander*, Swedish surgeon, 1857–1908]. See *operation*.

Lennhoff's index, sign (len'hofs) [Rudolf *Lennhoff*, German physician, born 1866]. See *index* and *sign*.

lens (lenz) [L. "lentil"]. A piece of glass or other transparent substance so shaped as to converge or scatter the rays of light. **achromatic l.**, a lens corrected for chromatic aberration. **aplanatic l.**, one which serves to correct spheric aberration. **apochromatic l.**, one corrected for chromatic or spheric aberration. **biconcave l.**, **concavoconcave l.**, a lens concave on both faces. **biconvex l.**, a lens with two convex faces. **bicylindric l.**, one which has both surfaces cylindric **bifocal l.**, a lens with two foci **bispheric l**, a lens that is spheric on both sides. **Brücke l.**, a combination of a double convex and double concave lens arranged so as to give considerable working distance. **cataract l.**, a powerful lens for spectacles to be used after cataract operation. **compound l.**, one made up of two or more lenses. **contact l.**, a thin shell of glass bounded by concentric spheric surfaces; used in cases of corneal opacity or abnormal curvature of the cornea. **converging l.**, **convex l.**, one which brings light to a focus. **convexoconcave l.**, one which has one convex and one concave surface. **Coquille plano l.**, a lens that is +8D on one side and −8D on the other. **Crookes's l.**, a lens made from glass rendered opaque to the ultra-violet and ultra-red rays and still transparent to light. **crossed l.**, a lens with front and back surfaces of different curvatures **crystalline l.**, **eye-l.**, the transparent lenticular organ behind the pupil **cylindric l.**, a lens which is a section of a cylinder cut parallel to its axis, one which has one surface plane and another concave or convex **decentered l.**, one in which the visual line does not pass through the center. **dispersing l.**, **concave l.**, one which disperses light **immersion l.**, immersion objective. See *objective*. **meter l.**, a lens which will focus parallel rays at a distance of one meter. **minus l.**, a concave lens. **orthoscopic l.**, a form of lens which gives a very flat and undistorted field of vision. **l.-particles**, fine brown points of pigment on the anterior capsule of the lens—the vestiges of the capsulopupillary membrane of the fetus. **periscopic l.**, a concavoconvex or concavoconcave lens. **l.-pit**, a pit-like involution in the ectoderm of the fetal head where the lens is developed. **planoconcave l.**, one having one plane and one concave side. **planoconvex l.**, one which has one plane and one convex side **plus l.**, a convex lens **retroscopic l.**, a lens that is tilted inward at the top. **l. rudiment**, a thickening of the ectoderm of the sides of the embryonic head, from which the lens is developed. **spheric l.**, one which is the segment of a sphere. **l.-stars**, star-like lines formed within the lens of the eye by fibers which pass from the anterior to the posterior surface. **Stokes's l.**, a combination of a concave cylindric and a convex cylindric lens, used in the diagnosis of astigmatism **toric l.**, a lens which is cut from a torus by a cut parallel to its axis of formation. Such a lens has power in all meridians, but different amounts on the same side **trial-l.**, any one of a set of lenses used in testing the vision,

l.-whorl, the peculiar bowed appearance presented by the marginal portion of the lens in meridional sections.

lenticel (len'tis-el). A lens-shaped gland, especially one of those at the base of the tongue.

lenticonus (len-tik-o'nus) [L. *lens* lens + *co'nus* cone]. An exaggerated curvation of the crystalline lens, producing a conic bulging. It may be either *anterior* or *posterior,* according to the surface affected.

lenticula (len-tik'u-lah) [L.]. 1. The lenticular nucleus. 2. A freckle.

lenticular (len-tik'u-lar) [L. *lenticula'ris*]. Pertaining to or shaped like a lens.

lenticulo-optic (len-tik"u-lo-op'tik). Pertaining to the lenticular nucleus and the optic thalamus.

lenticulostriate (len-tik"u-lo-stri'āt). Pertaining to the lenticular nucleus and the corpus striatum.

lenticulothalamic (len-tik"u-lo-thal-am'ik). Relating to the lenticular nucleus and the optic thalamus.

lentiform (len'tif-orm). 1. Shaped like a lens. 2. A lens-shaped medicinal tablet.

lentigo (len-ti'go), pl. *lenti'gines* [L. freckle]. 1. A freckle; a small local pigmentation of the skin. 2. A small nevus.

lentigomelanosis (len-ti"go-mel-an-o'sis) [*lentigo* + *melanosis*] A malignant disease of the skin of the face originating in freckles.

lentin (len'tin) Colorless crystalline powder, metadiaminobenzene, $C_6H_4(NH_2)_2\ 2HCl$: used as an intestinal antiseptic.

lentitis (len-ti'tis). Inflammation of the eye-lens; phakitis.

lentocalin (len-to-ka'lin). A preparation of the lens of the eye of animals. used in senile cataract.

Leo's test (la'oz) [Hans *Leo,* German physician, born 1854]. See under *tests.*

leonotis (le-o-no'tis). See *dagga.*

leontiasis (le-on-ti'as-is) [Gr. λέων lion]. 1. A bilateral and symmetric hypertrophy of the bones of the face and skull, leading to a lion-like facial expression. Called also *l. ossea* or *l. ossium.* 2. The facies leonina of leprosy.

leontodin (le-on'to-din) A concentration prepared from the root of the dandelion: tonic, cholagogue, aperient, and diuretic. Dose, 2–4 gr. (0.133–0.266 gm.).

Leontodon (le-on'to-don) [Gr. λέων lion + ὀδούς tooth]. See *Taraxacum.*

Leopold's law (la'o-poldz) [Christian Gerhard *Leopold,* German physician, 1846–1911]. See *law.*

leotropic (le-o-trop'ik) [Gr. λαιός left + τρόπος turning]. Running spirally from right to left. See *dexiotropic.*

leper (lep'er). A person afflicted with leprosy.

lepidic (le-pid'ik) [Gr λεπίς scale]. Pertaining to scales A term applied by Adami to the lining membrane tissues of the embryo.

lepidoma (le-pid-o'mah) [Gr. λεπίς scale + -ωμα tumor]. A tumor derived from lepidic tissue.

lepidophyton (lep"id-o-fi'ton) [Gr. λεπίς scale + φυτόν plant]. A fungus said to be the cause of Tokelau ringworm.

Lepidoptera (le-pid-op'ter-ah). An order of insects including the butterflies and moths.

Lepidoselaga (lep-id-o-sel-ag'ah). A genus of the tabanid flies *L. lepido'ta* is the common "motuca fly" of Brazil.

lepidosis (lep-id-o'sis) [Gr. λεπίς scale]. Any scaly eruption.

lepine (le'pīn). A proprietary mixture of nine antiseptics.

lepocyte (lep'o-sit) [Gr. λέπος rind + κύτος cell]. Any nucleated cell having a cell wall.

lepothrix (lep'o-thriks) [Gr. λέπος scale + θρίξ hair]. A condition due to a microbe, in which the hairs and lanugo become covered with scales; often associated with red chromidrosis.

lepra (lep'rah) [Gr. λέπρα leprosy]. Leprosy; also psoriasis. See *leprosy.* **l. al'ba,** leprosy with more or less leukopathy, or absence of pigment from the skin. **l. al'phos.** See *psoriasis.* **l. anæsthet'ica,** leprosy with anesthetic spots. **l. ar'abum,** true leprosy. **l. conjuncti'væ,** leprosy with lesions of the conjunctiva. **l. græco'rum,** a term vaguely applied to various diseases bearing more or less resemblance to true leprosy. **l. maculo'sa,** leprosy characterized by spots of skin pigmentation. **l. mu'tilans,** leprosy in its final stages, with mutilation of the extremities. **l. nervo'rum,** leprosy with nervous complications. **l. tau'rica,** Cossack or Crimean leprosy. **tubercular l.,** leprosy with the formation of nodules in the skin. **Willan's l.,** psoriasis.

lepraphobia (lep-rah-fo'be-ah) [Gr. λέπρα leprosy + φόβος fear]. Morbid dread of leprosy.

leprid (lep'rid). A leprous skin lesion.

leprolin (lep'ro-lin). A preparation of the toxin of the lepra bacillus, said to be curative of leprosy.

leprologist (lep-rol'o-jist). An expert in the study and treatment of leprosy.

leprology (lep-rol'o-je). The study of leprosy.

leproma (lep-ro'mah). A leprous tumor or swelling; one of the nodules of leprosy.

leprosarium (lep-ro-sa're-um). Same as *leprosery.*

leprosery (lep'ros-er-e) [L. *leprosa'rium*]. A hospital or colony for lepers.

leprosy (lep'ro-se) [L. *le'pra*]. A chronic, transmissible disease, due to a specific microbe, the *Myobacterium le'præ* It is a constitutional disorder, accompanied in its beginnings with fever, chills, etc The lesions consist of either well-defined patches of macular erythema (*macular l.*) or blebs, followed by the development of anesthetic patches of cicatricial tissue (*atrophic l.*), with atrophy of the skin and loss of the hair; or else of nodules and tubercles (*tubercular l.*), which may either become absorbed or ulcerate. In both varieties atrophy may be followed by deformity and mutilation of the digits Other parts than the skin may become involved, especially the larynx, conjunctiva, nerves, viscera, and bones. Called also *lepra* and *elephantiasis græcorum.* **anesthetic l.,** a variety of leprosy marked by hyperesthesia, followed by anesthesia, paralysis, ulceration, and gangrene. **Asturian l.,** pellagra. **Italian l.,** pellagra. **Kabyle l.,** an hereditary disease of Kabyle, probably tertiary syphilis. **Lombardy l.,** pellagra. **macular l.** See under *leprosy.* **nodular l.,** a form of leprosy marked by the development of masses of granulation tissue, called leproma, which may appear superficially, causing great distortion. **rat l.,** a leprosy-like disease affecting rats. **trophoneurotic l.,** anesthetic leprosy. **white l.,** macular leprosy.

leprotic (lep-rot'ik). Pertaining to leprosy; leprous.

leprous (lep'rus) [L. *lepro'sus*]. Pertaining to or affected with leprosy.

leptandra (lep-tan'drah) [Gr. λεπτός thin + ἀνήρ anther]. Culver's root; the rhizome and rootlets of *Veron'ica virgin'ica.* It is aperient, cholagogue, and tonic, and is used like podophyllum in chronic constipation, indigestion, etc. Dose of extract, 1–3 gr. (0.066–0.2 gm.); of fluidextract, 20–60 min. (1.333–4 c.c.).

leptandrin (lep-tan'drin). A bitter glucosid from leptandra, whose active properties it possesses. Dose, ¼–4 gr. (0.016–0.26 gm.).

leptinol (lep'tin-ol). A preparation of colloidal palladium hydrate: used for reducing obesity.

leptocephalus (lep-to-sef'al-us) [Gr. λεπτός slender + κεφαλή head]. A person with an abnormally tall, narrow head.

leptochromatic (lep''to-kro-mat'ik) [Gr. λεπτός delicate + *chromatin*]. Having a fine chromatin network.



Leptocephalus (Church and Peterson).

Lepto'dera pel'lio. Same as *Rhabditis genitalis.*

leptodermic (lep-to-der'mik) [Gr. λεπτός slender + δέρμα skin]. Thin skinned.

leptomeninges (lep''to-me-nin'-jēz) [Gr. λεπτός slender + μῆνιγξ membrane]. The pia and arachnoid together.

leptomeningitis (lep''to-men-in-ji'tis) [Gr. λεπτός thin + μῆνιγξ membrane + -ιτις inflammation]. Inflammation of the pia and arachnoid of the brain or spinal cord. Leptomeningitis is variously qualified as acute, basilar, cerebrospinal, chronic, epidemic, external, infantile, intracranial, purulent, non-purulent, serous, tubercular, etc. **l. exter'na.** Same as *arachnitis.* **l. inter'na,** inflammation of the pia mater.

Leptomitus (lep-tom'it-us). A genus of mycetic fungi. *L. epider'midis* has been found in pustules on the hand. *L. uroph'ilus* has been found in the urine. *L. vagi'næ* causes a chronic vaginitis.

Leptomonas (lep-to-mo'nas). See *Herpetomonas.*

leptonema (lep-to-ne'mah) [Gr. λέπτός thin + νῆμα thread]. A presynaptic stage of miosis in which the chromatin is in the form of fine spireme threads.

leptopellic (lep-to-pel'ik) [Gr. λεπτός narrow + πέλλα bowl]. Having a narrow pelvis.

leptophonia (lep-to-fo'ne-ah) [Gr. λεπτός thin + φωνή voice]. Weakness or feebleness of the voice.

leptoprosope (lep-top'ro-sōp) [Gr. λεπτός thin + πρόσωπον face]. A person with slender features, round, open orbits, long nose, narrow nostrils, and small mouth.

Leptopsyl'la mus'culi. A flea found on mice and rats.

leptorhine (lep'to-rīn) [Gr. λεπτός thin + ῥίς nose]. Having a slender proboscis or nose.

Leptospira (lep-to-spi'rah) [Gr. λεπτός thin + σπεῖρα coil]. A genus of spirochetes characterized by minute elementary spirals running through the body, by the absence of flagella, and by great flexibility of the terminal portion of the organism. **L. den'tium,** an organism found in the dental deposits of normal persons **L. hebdom'idis.** Same as *Spirochæta hebdomidis.* **L. icterohæmorrha'giæ,** a species causing infectious jaundice (Weil's disease). The organism is now called *Spironema icterohemorrhagiæ.* **L. icteroi'des,** a species believed to be the cause of yellow fever. It is transmitted by the mosquito, *Stegomyia calopus.* **L. inter'rogans,** Spirochæta interrogans.

leptospirosis (lep''to-spi-ro'sis). The disease produced by Leptospira in the blood.

leptostaphyline (lep-to-staf'il-īn) [Gr. λεπτός slender + σταφυλή palate]. Having a high narrow palate.

leptothricosis (lep-to-thri-ko'sis). Infection with any leptothrix. **l. conjuncti'væ,** Parinaud's conjunctivitis.

Leptothrix (lep'to-thriks) [Gr. λεπτός slender + θρίξ hair] A genus of Trichomycetes, consisting of simple slender threads without branching. **L. asteroi'des,** a species from a tumor near the ear and from a metastatic retropharyngeal abscess: polymorphous; made up of bundles of filamentous rods, often forming pseudothreads, strands, or continuous membranes. pathogenic. **L. bucca'lis,** a form from the tartar of the teeth, the mouth, etc.; from typhus stools, gangrene of the lung, etc. **L. cunic'uli,** a species from an infectious disease of rabbits: pathogenic. **L. filifor'mis,** a species from the uterus, pericardium, and pleura of a diseased rabbit: in non-motile, thread-like bacilli with rounded ends: its injection causes pleurisy and pericarditis in rabbits. **L. gigan'tea,** a much larger species from the teeth of cattle and sheep. **L. innomina'ta,** a species from the mouth and from tartar of neglected teeth: said to cause caries of the teeth.

Leptotrichia (lep-to-trik'e-ah). A genus of bacterial organisms growing in long, thick unbranched threads which are often clubbed at one end and tapering at the other. The threads may fragment into bacillary forms. **L. bucca'lis,** a non-pathogenic species found in the healthy mouth. It produces a golden-yellow pigment on culture media. Called also *Vignal's bacillus.*

Leptotrombid'ium akamu'shi. Same as *Trombicula akamushi.*

leptuntic (lep-tun'tik) [Gr. λεπτύνειν to thin]. A medicine that thins the blood.

Leptus (lep'tus) [L.]. A name for the larval form of mites of the genus *Trombicula* and *Trombidium.* **L. akamu'shi.** See *Trombicula akamushi.* **L. america'nus,** **L. irri'tans,** and **L. autumna'lis** sometimes burrow under the skin, causing irritation and pruritus. See *chigger,* 2d def.

Lerch's percussion [Otto *Lerch,* contemporary physician in New Orleans]. See *percussion.*

leresis (ler-e'sis) [Gr. λήρησις]. Insane or senile loquacity or garrulousness.

Leriche's operation (la-rēsh'ez) [René *Leriche,* contemporary French surgeon] See *periarterial sympathectomy,* under *sympathectomy.*

Lermoyez's syndrome (lehr-moi-yaz'). See under *syndrome.*

Leroux's method (ler-ooz') [Laurent Charles Pierre *Leroux,* French accoucheur, 1730–1792]. See under *method.*

Lesage's bacillus (les-azh') [Adolphe Auguste *Lesage,* physician in Paris, born 1862]. See *bacillus.*

lesbian love (les'be-an). Same as *sapphism.*

lesbianism (les'be-an-izm). Same as *sapphism.*

Lesieur-Privey sign (leh'se-er-pre-va'e) [C. *Lesieur* and Paul *Privey,* French physicians.] Same as *albuminoreaction.*

lesion (le'zhun) [L *læ'sio; læd'ere* to hurt] Any hurt, wound, or local degeneration. **coarse l.,** **molar l.** Same as *macroscopic l* **degenerative l.,** one which is caused by or characterized by degeneration **depressive l.,** one that causes diminution of functional activity. **destructive l.,** one which leads to the obliteration of an organ or the abolishment of its functions. **diffuse l.,** one that spreads widely and irregularly. **discharging l.,** a lesion attended with great and sudden liberation of energy. **disseminated l.,** one that involves a number of separate spots. **Ebstein's l.,** hyaline degeneration and insular necrosis of epithelial cells of the renal tubercles in diabetes mellitus. **focal l.,** one that has a small area and definite limits. **functional l.,** one which leads to no obvious or discoverable change of structure, but which causes disturbances of function. **Ghon's primary l.,** a bean-shaped shadow in the roentgenogram of the lung seen in pulmonary tuberculosis of children. **gross l.,** a lesion that is visible to the naked eye. **histologic l., microscopic l., minute l.,** one that is discoverable only by the microscope. **impaction l.,** an osteopathic term for a lesion of any spinal joint in which there is present abnormal thickening of the intervertebral disk with approximation of all the bony parts. **indiscriminate l.,** a lesion affecting distinct parts or systems of the body. **initial syphilitic l.,** true or hard chancre. **irritative l.,** one which stimulates the functions of the part where it is situated. **local l.,** one in the ner-

vous system giving origin to distinctive local symptoms. **macroscopic l.**, one that is attended by changes obvious to the unaided eye. **mixed l.** See *indiscriminate l.* **molecular l.**, a lesion not visible even with the aid of a microscope. **nervous l.**, one which affects nervous tissue. **organic l.** Same as *structural l.* **partial l.**, one which involves a part only of an organ or of the diameter of a conducting tract. **peripheral l.**, a lesion of the nerve-endings. **structural l.**, one that produces an obvious change in a tissue. **systemic l.**, one limited to a system or set of organs with a common function. **total l.**, one involving the whole of an organ or of the diameter of a conducting tract. **toxic l.**, one due to a poison. **traumatic l.**, a wound or injury. **trophic l.**, a pathologic change originating in the capillary system, and consisting originally in an excess or deficiency of the particles of blood in the processes of assimilation, absorption, and the like **vascular l.**, one which affects a vessel or vessels.

Lesshaft's space or **triangle** (les'hafts) [Pyotr Frantsovich *Lesshaft*, Russian physician, born 1839] See *space*

lethal (le'thal) [L. *letha'lis*, from *le'thum* death]. 1. Deadly, fatal 2. An alcohol, $C_{12}H_{25}OH$, from spermaceti.

lethality (le-thal'it-e). The ratio of deaths from a given disease to existing cases of that disease.

lethargus (le-thar'gus) [Gr λήθαργος drowsiness]. Nélavan, or African sleeping sickness; a disease associated with a form of filariasis.

lethargy (leth'ar-je) [Gr. λησθαργία, from λήθη forgetfulness] A condition of drowsiness of mental origin. **African l.** See *Congo trypanosomiasis*, under *trypanosomiasis*. **induced l.**, hypnotic trance.

lethe (le'the) [Gr. λήθη oblivion]. Amnesia; complete loss of memory.

lethin (le'thin). A proprietary mixture of alcohol, camphor, chloroform, and ethereal oil: anodyne.

lethologica (leth-o-loj'ik-ah) [Gr. λήθη forgetfulness + λόγος word]. Inability to remember the proper word.

lettuce (let'us). See *Lactuca*.

Leube's extract of beef (loy'bez) [Wilhelm O. von *Leube*, German physician, 1843–1912]. See under *extract*

leucein (lu-se'in). One of a series of compounds related to leucin, but having two atoms less of hydrogen in the molecule.

leucemia, leucæmia (lu-se'me-ah). See *leukemia*.

leucin (lu'sin) [Gr. λευκός white]. A crystallizable amino-acid, $C_6H_{13}NO_2 = (CH_3)_2CH.CH_2CHNH_2.COOH$, or amino-isocaproic acid, formed by the digestion or hydrolytic cleavage of protein and found normally in the spleen and pancreas, in various tissues, and in the urine in disease, especially in cases of acute yellow atrophy of the liver (Proust, 1818; Braconnot, 1820). In the liver it is converted into urea.

leucinethylester (lu-sin-eth-il-es'ter). An oily liquid, $(CH_3)_2.CH.CH_2\ CH(NH_2)\ CO_2.C_2H_5$.

leucinimid (lu-sin-im'id). The anhydrid of leucin, $C_{12}H_{22}N_2O_2$, a decomposition product of certain proteins.

leucinosis (lu-sin-o'sis). Any condition in which leucin appears in the urine.

leucinuria (lu-sin-u're-ah) [*leucin* + Gr. οὖρον urine]. The presence of leucin in the urine.

leucitis (lu-si'tis). Same as *scleritis*.

leuco-. For words thus beginning, see *leuko-*.

Leucoium (lu-ko'i-um) [L.; Gr. λευκός white + ἴον violet]. A genus of old-world amaryllidaceous plants. *L. æsti'vum* and *L. ver'num* (called snowflake) are common in garden culture: emetic and poisonous.

Leuconostoc (lu-ko-nos'tok) [L.; Gr. λευκός white + *Nostoc* a genus of fungoid plants]. A genus of Coccaceæ. *L. mesenterioi'des* converts cane-sugar into glucose and glucose into dextrin. It occurs in chains of hyaline cocci, in tough, whitish zoogleal masses in the juice of sugar beets.

leucosin (lu'ko-sin). An albumin found in the cereal grains.

leucotin (lu-ko'tin). An alkaloid, $C_{21}H_{20}O_6$, from paracoto.

leucotropin (lu-kot'ro-pin). The hexamethylentetraminate of cinchophen: used by intravenous injection in inflammatory processes.

Leudet's tinnitus (led-āz') [Théodor Emile *Leudet*, physician at Rouen, 1825–1887]. See *tinnitus*.

leukanemia (lu-kan-e'me-ah) [*leukemia* + *anemia*]. A disease marked by the blood conditions of both lymphatic leukemia and pernicious anemia (Leube, 1900).

leukasmus (lu-kaz'mus) [Gr. λευκός white]. Albinism; also leukoderma.

leukemia, leukæmia (lu-ke'me-ah) [Gr. λευκός white + αἷμα blood]. A fatal disease with a marked increase in the number of leukocytes in the blood, together with enlargement and proliferation of the lymphoid tissue of the spleen, lymphatic glands, and bone-marrow. The disease is attended with progressive anemia, internal hemorrhage (as into the retina, etc.), and increasing exhaustion. **aleucemic l., aleukemic l.**, pseudoleukemia. **aleukocythemic l.**, leukemia with no increase in the total white cells of the blood. **amygdaline l.**, a form associated with disease of the tonsils. **aplastic l.**, leukemia with diminution of both red and white cells with an increase of the proportion of large atypic leukocytes. **l. cu'tis**, a skin lesion occurring in leukemia and consisting of tumors composed of small round cells resembling leukocytes. **Fränkel's l.**, acute leukemia with long mononuclear lymphocytes. **hepatic l.**, a form due to disorder of the liver. **intestinal l.**, that which is associated with intestinal disease. **lienomyelogenous l.**, that which is due to disease of the spleen and bone-marrow. **lymphatic l.**, that which is associated with hyperplasia and overactivity of the lymphoid tissue. **medullary l., myelogenic l.**, that which is due to disease of the bone-marrow. **mixed l.**, myelocytic leukemia. **monocytic l.**, leukemia in which the leukocytes are of the monocytic form (large mononuclears and transitionals). **myelocytic l.**, leukemia with the presence of leukocytes of both myeloid and lymphoid origin. **myeloid l.**, leukemia in which the myeloid tissues of the body are affected. **polymorphocyte l.**, a variety affecting the bone-marrow, especially with obliteration of many of the small blood-vessels. **splenic l.**, that which is associated with splenic enlargement. **splenomedullary l., splenomyelogenous l.** Same as *lienomyelogenous l.* **symptomatic l., temporary l.**, leukocytosis.

leukemic (lu-ke'mik). Pertaining to or affected with leukemia.

leukemoid (lu-ke'moid). Resembling leukemia.

leukexosis (lu-kek-so'sis). An aggregation of dead leukocytes in one of the eliminating channels of the body.

leukin (lu'kin). 1. An endocellular bactericidal substance which can be extracted from leukocytes. Called also *leukocytic alexin* and *leukocytic endolysin*. 2. See *leucin*.

leuko-agglutinin (lu''ko-ag-lu'tin-in). An agglutinin which acts upon a leukocyte.

leukoblast (lu'ko-blast) [Gr. λευκός white + βλαστός germ]. An immature leukocyte. **granular l.** See *promyelocyte*.

leukocidin (lu-ko-si'din) [*leukocyte* + L. *cæ'dere* to kill]. A substance destructive to leukocytes.

leukocytal (lu-ko-si'tal). Pertaining to the leukocytes.

leukocyte (lu'ko-sīt) [Gr. λευκός white + κύτος cell]. Any colorless, ameboid cell-mass, such as a white blood-corpuscle, pus-corpuscle, lymph-corpuscle, or wandering connective-tissue cell. A leukocyte consists of a colorless granular mass of protoplasm, having ameboid movements, and varying in size between 0.005 and 0.015 mm. in diameter. The following varieties of leukocytes are found in normal blood (1) *Small mononuclear l's*, or lymphocytes, possessing a relatively large nucleus; (2) *large mononuclear l's*, containing a large round or oval nucleus surrounded by a zone of protoplasm; (3) *transitional mononuclear l's*, differing from the large mononuclears only in having a horseshoe-shaped nucleus; varieties 2 and 3 have been classified together as *endothelial leukocytes* or *endotheliocytes;* (4) the *polymorphonuclear* or *polynuclear neutrophil l's*, finely granular oxyphil cells with an irregularly shaped nucleus; (5) *eosinophil l's*, coarsely granular eosinophil cells with a lobed nucleus; (6) *basophil l's*, or mast-cells, having their origin in lymphoid tissue and found only rarely in the blood Other forms of leukocytes are found in disease, among which are myelocytes, myeloblasts, lymphoblasts, plasma cells, and various degenerated forms of cells. **alpha-l.**, a leukocyte which undergoes dissolution during coagulation of the blood. **beta-l.**, a leukocyte which does not undergo dissolution during coagulation of the blood. **endothelial l.**, Mallory's name for the large wandering cell of the circulating blood and the tissues which have notable phagocytic properties. See *endotheliocyte*. **l. extract.** See under *extract* **hyaline l.**, a large mononuclear cell of the blood found in small numbers in normal blood, but increased in number in certain diseases. **Türck's irritation l.**, large mononuclear, non-granular cells, resembling plasma cells, with dense, opaque, strongly basophilic cytoplasm which often contains vacuoles They are of myeloid origin and are found in the blood in conditions associated with irritation of the bone-marrow

leukocythemia (lu"ko-si-the'me-ah) [Gr. λευκός white + κύτος cell + αἷμα blood]. Leukemia.

leukocytic (lu-ko-sit'ik) Pertaining to leukocytes

leukocytoblast (lu-ko-si'to-blast) [*leukocyte* + Gr. βλαστός germ]. A cell from which a leukocyte develops.

leukocytogenesis (lu"ko-si-to-jen'es-is) [*leukocyte* + Gr. γένεσις production]. The formation of leukocytes.

leukocytoid (lu'ko-si-toid) [*leukocyte* + Gr. εἶδος form]. Resembling a leukocyte.

leukocytology (lu"ko-si-tol'o-je). The study of leukocytes

leukocytolysin (lu"ko-si-tol'is-in). A lysin which causes dissolution of leukocytes. called also *leukolysin.*

leukocytolysis (lu"ko-si-tol'is-is) [*leukocyte* + Gr. λύσις solution]. The breaking down or destruction of leukocytes. **venom l.**, destruction of leukocytes with snake-venom.

leukocytolytic (lu"ko-si-to-lit'ik). Destroying leukocytes.

leukocytoma (lu"ko-si-to'mah) [*leukocyte* + Gr. -ωμα tumor]. A tumor-like mass of leukocytes.

leukocytometer (lu"ko-si-tom'et-er) [*leukocyte* + Gr. μέτρον measure]. An instrument used in counting the leukocytes.

leukocytopenia (lu"ko-si-to-pe'ne-ah) [*leukocyte* + Gr. πενία poverty]. Decrease in the number of leukocytes in the blood.

leukocytoplania (lu"ko-si-to-pla'ne-ah) [*leukocyte* + Gr. πλάνη wandering]. The wandering of leukocytes or their passage through a membrane.

leukocytosis (lu"ko-si-to'sis). A temporary increase in the number of leukocytes in the blood. It occurs normally during digestion and in pregnancy, and is seen as a pathologic condition in inflammation, traumatic anemia, various fevers, etc. **absolute l.**, increase in the total number of leukocytes in the blood. **active l.**, one in which the increased leukocytes are capable of spontaneous movement and of active emigration into the blood. **agonal l.**, leukocytosis occurring just before death. **basophilic l.**, increase of the mast-cells in the blood. **digestive l.**, leukocytosis occurring normally after eating. **mononuclear l.**, mononucleosis. **passive l.**, leukocytosis in which the increased leukocytes are not capable of motion and have been washed into the blood by mechanical forces. **pure l.**, increase of the multinuclear leukocytes of the blood. **relative l.**, increase in the proportion of any variety of leukocytes in the blood, without increase of the total number of leukocytes. **terminal l.**, that which occurs in moribund states. **toxic l.**, leukocytosis occurring in intoxication with blood poisons

leukocytotactic (lu"ko-si-to-tak'tik). Pertaining to or marked by leukotaxis.

leukocytotaxis (lu"ko-si-to-taks'is). Same as *leukotaxis.*

leukocytotherapy (lu"ko-si-to-ther'ap-e). Treatment by the administration of leukocytes.

leukocytotoxin (lu"ko-si-to-toks'in). A toxin which destroys leukocytes.

leukocytozoa (lu"ko-si-to-zo'ah) [Gr. λευκός white + κύτος cell + ζῷον animal]. Amebæ said to infest the blood in leukemia.

Leukocytozoön (lu-ko-si-to-zo'on). A genus of sporozoan parasites found in the blood-cells of birds **L. danilews'kyi,** a species found in the little owl (Glaucidium noctuæ) and in the wood-owl (Syrnium aluco). Its invertebrate host is the mosquito, Culex pipens **L. maclean'i,** a species found in the common pheasant (Phasianus colchicus). **L. pal'lidum.** See *Ross's bodies*, under *body* **L. Sakharof'fi** is found in the crow (Corvus cornix). **L. smit'hi** is found in the domestic turkey (Meleagris gallopavo) **L. syphil'idis,** a sporogenic coccidioidal protozoon believed by McDonough to be the cause of syphilis, the *Spirochæta pallida* being one stage of its life-cycle.

leukocyturia (lu"ko-si-tu're-ah) [*leukocyte* + Gr. οὖρον urine]. The discharge of leukocytes in the urine.

leuko-derivative (lu"ko-de-riv'at-iv) Any white derivative from a pigment or coloring-matter.

leukoderma, leukodermia (lu-ko-der'mah, lu-ko-der'me-ah) [Gr. λευκός white + δέρμα skin]. Abnormal whiteness, or albinism, in patches; a congenital lack of normal pigmentation of the skin, especially that which is partial. if acquired, the condition is called vitiligo.

leukodermic, leukodermatous (lu-ko-der'mik, lu-ko-der'mat-us). Pertaining to or exhibiting leukoderma

leukodextrin (lu-ko-deks'trin). A compound formed in the transformation of starch into sugar.

leukodiagnosis (lu"ko-di-ag-no'sis). Diagnosis based on the number, varieties, or specific sensitiveness of leukocytes

leuko-encephalitis (lu"ko-en-sef-al-i'tis) [Gr. λευκός white + ἐγκέφαλος brain]. Forage poisoning; a contagious disease of horses, the lesion of which is softening of the white matter of the brain. It is marked by drowsiness, dimmed vision, unsteady gait, and paralysis of the throat.

leukofermantin (lu-ko-fer-man'tin). A proprietary antiferment used in suppurative conditions to counteract the leukoferment of the pus.

leukoferment (lu-do-fer'ment). A ferment that digests or disintegrates leukocytes.

leukogen (lu'ko-jen). A proprietary vaccine consisting of an emulsion of dead staphylococci.

leukokeratosis (lu"ko-ker-at-o'sis) [Gr. λευκός white + κέρας horn]. Same as *leukoplakia.*

leukol, leukolin (lu'kol, lu'ko-lin). Same as *quinolin.*

leukolysin (lu-kol'is-in). Same as *leukocytolysin.*

leukolysis (lu-kol'is-is). Same as *leukocytolysis.*

leukolytic (lu-ko-lit'ik). Pertaining to leukolysis or to a leukolysin.

leukoma (lu-ko'mah) [Gr. λεύκωμα white of egg]. 1. Milky-white opacity of the cornea. 2. Leukoplakia buccalis. **l. adhæ'rens,** a white tumor of the cornea inclosing a prolapsed adherent iris.

leukomain (lu-ko'ma-in) [Gr. λεύκωμα white of egg] Any one of a large group of basic substances or alkaloids normally present in the tissues which are products of metabolism and are probably excrementitious Some of them, at least, may become toxic, and many are physiologically active. The leukomains are divided into groups: (1) the *uric-acid group,* including ademn, carnin, gerontin, guanin, heteroxanthin, hypoxanthin, paraxanthin, pseudoxanthin, spermin, and xanthin, (2) the *creatin group,* including amphicreatin, creatin, creatinin, chrysocreatinin, methyl-hydantoin, and xanthocreatinin; and (3) a miscellaneous group, including aromin and others.

leukomainemia (lu"ko-ma-in-e'me-ah) [*leukomain* + Gr αἷμα blood]. Excess of leukomains in the blood

leukomainic (lu-ko-ma'in-ik) Pertaining to, caused by, or characterized by, a leukomain.

leukomatous (lu-ko'mat-us). Affected with or of the nature of leukoma.

leukomonocyte (lu-ko-mo'no-sīt) [Gr. λευκός white + μόνος single + κύτος cell]. A lymphocyte

leukomyelitis (lu"ko-mi-el-i'tis) [Gr λευκός white + μυελός marrow + -ιτις inflammation] Inflammation of the white substance of the spinal cord.

leukomyelopathy (lu"ko-mi-el-op'ath-e) [Gr. λευκός white + μυελός marrow + πάθος disease]. Any disease of the white substance of the spinal cord.

leukomyoma (lu"ko-mi-o'mah) Same as *lipomyoma*

leukonecrosis (lu"ko-nek-ro'sis) [Gr. λευκός white + νέκρωσις necrosis] Gangrene resulting in the formation of a white slough.

leukonuclein (lu-ko-nu'kle-in). An acid nucleoprotein derivable from nucleohiston when conjugated with histon, it again forms nucleohiston.

leukonychia (lu-ko-nik'e-ah) [Gr. λευκός white + ὄνυξ nail] A whitish discoloration of the nails.

leukopathia, leukopathy (lu-ko-path'e-ah, lu-kop'ath-e) [Gr. λευκός white + πάθος illness]. 1 Same as *leukoderma.* 2 A disease of the leukocytes or a condition produced by aggregation of dead leukocytes. **l. un'guium.** Same as *leukonychia.*

leukopedesis (lu"ko-pe-di'sis) [*leukocyte* + Gr. πηδᾶν to leap]. Diapedesis of leukocytes through the walls of blood-vessels.

leukopenia (lu-ko-pe'ne-ah) [Gr. λευκός white + πένης poor]. Deficiency in the number of the leukocytes, hypoleukocytosis. **malignant l.,** agranulocytic angina. See under *angina.*

leukophlegmasia (lu"ko-fleg-ma'ze-ah) [Gr. λευκός white + *phlegmasia*] A variety of white, non-dropsical edema. Phlegmasia alba dolens, or milk-leg, is an example of true leukophlegmasia.

leukoplakia (lu-ko-pla'ke-ah) [Gr. λευκός white + πλάξ plate]. A disease marked by the development upon the mucous membrane of the cheeks (*l. buccalis*), gums, or tongue (*l. linguales*) of white, thickened patches which sometimes show a tendency to fissure. It is common in smokers and sometimes tends to malignancy. Called also *leukokeratosis, leukoma, smokers' tongue, smokers' patches, psoriasis buccalis,* and *psoriasis of the tongue.*

leukoplasia (lu-ko-pla'ze-ah). See *leukoplakia.*

leukoplast (lu'ko-plast). Leukoplastid.

leukoplastid (lu-ko-plas'tid). [Gr. λευκός white + πλάσσειν to form] A colorless granule of the plant-cells whence the starch-producing elements are formed.

leukopoiesis (lu"ko-poi-e'sis). Production of leukocytes.

leukopoietic (lu"ko-poi-et'ik) [*leukocyte* + Gr. ποιεῖν to make]. Forming or producing leukocytes.

leukoprecipitin (lu"ko-pre-sip'it-in) A precipipitin specific for leukocytes.

leukoprophylaxis (lu"ko-pro-fil-ak'sis). The increase by artificial means of the number of leukocytes in the blood in order to secure immunity to surgical infection.

leukoprotease (lu-ko-pro'te-ās) An enzyme found in the polynuclear leukocytes which splits up protein.

leukopsin (lu-kop'sin) [Gr λευκός white + ὤψ eye]. Visual white; the colorless matter into which rhodopsin is changed by exposure to white light. It is reconvertible into rhodopsin under proper conditions.

leukorrhagia (lu-ko-ra'je-ah) [Gr λευκός white + -ραγια a breaking out]. Profuse leukorrhea.

leukorrhea, leukorrhœa (lu-kor-e'ah) [Gr λευκός white + ῥοία flow]. A whitish, viscid discharge from the vagina and uterine cavity It is symptomatic of congestion of these parts Called also *whites.* **menstrual l., periodic l.,** leukorrhea in place of or along with the menses.

leukorrheal (lu-ko-re'al) Pertaining to or marked by leukorrhea

leukosarcoma (lu"ko-sar-ko'mah) [Gr. λευκός white + *sarcoma*] 1. A tumor composed of lymphoid cells which are eventually poured into the blood in such numbers as to constitute a true leukemia (Sternberg). 2. Any colorless or unpigmented sarcoma.

leukosarcomatosis (lu"ko-sar-ko-mat-o'sis). A condition marked by the development of multiple sarcomata composed of leukocytes.

leukoscope (lu'ko-skōp) [Gr. λευκός white + σκοπεῖν to see] An instrument of Helmholtz's, modified by A. Konig, for testing color-blindness.

leukosis (lu-ko'sis). 1 An aggregation of dead or dying leukocytes seeking to escape from the body. 2. Leukemia.

leukotactic (lu-ko-tak'tik). Pertaining to leukotaxis, having the power of attracting leukocytes.

leukotaxis (lu-ko-taks'is) [Gr. λευκός white + τάξις arrangement]. The cytotaxis of leukocytes.

leukotherapy (lu-ko-ther'ap-e) [Gr. λευκός white + θεραπεία treatment]. Treatment by the administration of leukocytes.

leukothrombin (lu-ko-throm'bin) [*leukocyte* + *thrombin*]. A fibrin factor formed by the leukocytes and existing in the blood, which unites with hepatothrombin to form thrombin.

leukotoxic (lu-ko-tok'sik). Destructive to leukocytes.

leukotoxicity (lu"ko-tok-sis'it-e) Toxicity for leukocytes

leukotoxin (lu-ko-tok'sin) [*leukocyte* + *toxin*]. A cytotoxin destructive to the leukocytes.

leukotrichia (lu-ko-trik'e-ah) [Gr λευκός white + θρίξ hair]. Whiteness of the hair. **l. annula'ris,** a condition in which the hair is ringed with white.

leukotropen (lu-ko-tro'pen) A combination of atophen and urotrophen used intravenously as an analgesic in inflammatory processes.

leuko-urobilin (lu"ko-u-ro-bi'lin) [Gr. λευκός white + *urobilin*]. A product of the decomposition of urobilin said to occur in light-colored stools.

leukozon (lu'ko-zon). An antiseptic mixture of equal parts of calcium perborate and talc.

levaditi's stain (lev-ad-e'tē) [Constantin *Levaditi*, contemporary Parisian physician]. See *stains, table of.*

levator (le-va'tor) [L. "lifter"]. Any raising or lifting muscle. See *muscles, table of.*

lever, Davy's (le'ver). A piece of wood placed in the rectum for pressing on an artery and arresting hemorrhage.

levicellular (lev-is-el'u-lar) [L. *le'vis* smooth + *cel'lula* cell]. Smooth celled.

levigation (lev-ig-a'shun) [L. *læviga're* to render smooth]. The grinding to a powder of a hard or moistened substance.

levisticum (le-vis'tik-um). See *lovage.*

levo-. A chemical prefix which denotes that the compound is an optical isomer and rotates the plane of polarization to the left.

levocardiogram (le"vo-kar'de-o-gram) [L. *lævus* left + *cardiogram*]. That part of the normal cardiogram which represents the action of the left ventricle.

levoduction (le-vo-duk'shun). Movement of an eye to the left.

levogyration (le"vo-ji-ra'shun). A turning toward the left.

levogyric, levogyrous (le-vo-ji'rik, le-vo-ji'rus) [L. *læ'vus* left + *gyra're* to turn]. Rotating the rays of polarized light to the left.

levophobia (lev-o-fo'be-ah) [L. *lævus*, left + Gr. φόβος fear]. Dread of objects on the left side of the body.

levorotation (le-vo-ro-ta'shun). A turning to the left.

levorotatory (le-vo-ro'ta-to-re) [L. *læ'vus* left + *rota're* to turn]. Rotating polarized light-rays to the left.

levotorsion (le-vo-tor'shun). A twisting to the left.

levoversion (le-vo-ver'shun). An act of turning to the left.

levret's forceps, law, etc. (lev-rāz') [André *Levret*, French accoucheur, 1703–1780]. See *forceps, law,* etc.

levulargyre (lev'u-lar-jīr). A mercurial nucleoprotein extracted from brewers' yeast grown in a mash containing bichlorid of mercury: used in the cutaneous eruptions of syphilis.

levulin (lev'u-lin). A starch-like compound, $C_6H_{10}O_5$, occurring in certain plant tubers.

levulinic acid (lev-u-lin'ik). See under *acid.*

levulosan (lev-u-lo'san). A carbohydrate, $C_6H_{10}O_5$, obtained by heating levulose.

levulosazone (lev-u-lo'sa-zōn). A phenyl-osazone of levulose identical with glucosazone. See also *methyl-phenyl-levulosazone*, under *methyl.*

levulose (lev'u-lōs) [L. *læ'vus* left]. Fruit-sugar; a levogyrous ketohexose, $CH_2OH(CHOH)_3CO.CH_2OH$, in the form of a colorless, syrupy liquid, from fruits and honey. It occurs also in the intestines, and is sometimes found in the urine. Ordinary cane-sugar is changed into dextrose and levulose by digestion. Called also *fructose.*

levulosemia (lev"u-lo-se'me-ah) [*levulose* + Gr. αἷμα blood]. The presence of levulose in blood.

levulosuria (lev"u-lo-su're-ah) [*levulose* + Gr. οὖρον urine]. The occurrence of levulose in urine.

levuretin (lev-u-re'tin). A preparation from beer-yeast: used in skin diseases and in diabetes.

levurin (lev'u-rin). A proprietary extract of yeast: used in furunculosis. Daily dose, 1–2 dr. (4–8 gm.).

lewinin (lu'in-in) [after *Lewin*, its discoverer]. A resin from kava: a local anesthetic. Called also *alpha-kava-resin.* Internal dose, 1½ gr. (0.097 gm.).

lewisite (lew'is-īt). A lethal war gas, dichloro-beta-chloro-vinylarsine, ClCH CH $AsCl_2$.

Lewisohn's method (lew'is-onz) [Richard *Lewisohn*, contemporary New York surgeon]. See under *method.*

Lewisonella (lu-is-on-el'ah). A genus of trypanosomes.

Lexer's operation (leks'erz) [Erich *Lexer*, contemporary German surgeon]. See *operation.*

Leyden jar (li'den). A jar covered with tin-foil for charging it with electricity.

Leyden's ataxia, crystals, disease, etc. (li'denz) [Ernst Victor von *Leyden*, German physician, 1832–1910]. See *ataxia, crystals, disease,* etc.

Leyden-Moebius type (li'den-me'be-us). See under *type.*

Leydenia gemmip'ara (li-de'ne-ah). Cells occasionally found in the ascitic fluid in cases of peritoneal cancer which may be body cells rather than parasites.

Leydig's cells, cylinders, duct (li'digz) [Franz von *Leydig*, German anatomist, 1821–1908]. See under *cell, cylinder, duct.*

L. F. A. The left fronto-anterior position of the fetus in utero.

L. F. D. Abbreviation for *least fatal dose* of a toxin.

L. F. P. The left fronto-posterior position of the fetus in utero.

L. F. P. S. Licentiate of the Faculty of Physicians and Surgeons

Li. The symbol of *lithium.*

lianthral (li-an'thral). A proprietary ointment-base containing a coal-tar extract and casein.

Lib. Abbreviation for L. *li'bra*, a pound

libanol (lib'an-ol). The oil of *Ce'drus atlan'tica*, or satin-wood used in gonorrhea and in bronchitis and tuberculosis along with cod-liver oil. Dose in gonorrhea, 10 c.c. (0.6 gm.).

liberomotor (lib"er-o-mo'tor) [L. *li'ber* free + *mo'tor* mover]. Pertaining to voluntary and conscious movements or actions.

libidinous (lib-id'in-us) [L. *libidino'sus*]. Lustful or salacious.

libido (lib-i'do) [L.]. Plural *libid'ines*. Sexual desire.

libidogen (lib-id'o-jen). A supposed erogenous substance secreted by the testicles.

LiBr. Lithium bromid.

libra (li'brah). Latin for *pound* and for *balance.*

libradol (lib'rad-ol). A proprietary non-narcotic anodyne used locally.

Lic. Med. Abbreviation for *Licentiate in Medicine.*

lice (līs) See *louse.*

lichen (li'ken) [Gr. λειχήν lichen]. 1. Any species or plant of a group believed to be composed of symbiotic algæ and fungi. 2. A papular skin disease of many kinds, but usually synonymous with lichen planus. **l. acumina'tus**, a grave form with a papulosquamous eruption. **l. a'grius**, a severe form of eczema. **l. annula'ris**, a disease marked by ring-shaped lesions on the fingers. **l. circina'tus**, tinea tonsurans. **l. diabet'icus**, xanthoma diabeticum. **l. dissemina'tus**, a form with an irregularly placed eruption. **l. eczemato'des**, a papular form of eczema. **l. hæmorrhag'icus**, a papule at the mouth of a hair-follicle, due to hemorrhage into the skin. **l. infan'tum**, strophulus. **l. i'ris**, tinea tonsurans in which there are concentric rings of erythema. **l. liv'idus**, acne scorbutica. **l. men'ti**, sycosis barbæ. **l. nit'idus**, a rare skin disease in which the lesions are small, usually flat, sharp margined papules scarcely raised above the level of the skin, pale red or yellowish brown in color. **l. obtu'sus**, lichen planus in which the lesions are rounded. **l. pila'ris**, a form which especially affects the hair-follicles; keratosis pilaris. **l. pla'nus**, an inflammatory

skin disease with wide, flat papules, often very persistent, and occurring in circumscribed patches. **l. pla'nus ocreafor'mis,** a form of lichen planus with a dense assemblage of papules surrounding each leg like a shin-guard (Lieberthal, 1915). **l. ru'ber,** a papulosquamous disease with grave constitutional symptoms and sometimes fatal wasting: named from the red color of the eruption. **l. ru'ber acumina'tus,** pityriasis rubra pilaris. **l. ru'ber monilifor'mis,** an eruption of papules in long lines on the extremities. **l. scorbu'ticus,** acne scorbutica. **l. scrofulo'sus,** a form, consisting of reddish papules, peculiar to persons of a tuberculous diathesis. **l. sim'plex,** papular eczema. **l. syphilit'icus,** a secondary syphilitic eruption, consisting of a crop of small, pointed papules. **l. trop'icus.** See *miliaria*. **l. urtica'tus,** a papular form of urticaria.

licheniasis (li-ken-i'as-is). The formation or development of lichen.

lichenification (li"ken-if-ik-a'shun). The conversion of an eruption, such as eczema, into a form resembling lichen.

lichenin (li'ken-in). A starchy demulcent polysaccharid, $(C_6H_{10}O_5)n$, which yields glucose on hydrolysis. It occurs abundantly in Iceland moss, *Citraria islandica*, and in Irish moss, *Chondrus crispus*. Called also *lichen starch* and *moss starch*

lichenization (li"ken-iz-a'shun). The development of patches of lichen.

lichenoid (li'ken-oid) [Gr. λειχήν lichen + εἶδος form]. 1. Resembling the disease called lichen. 2. A disease of the tongues of young children, consisting of whitish patches surrounded by yellow rings.

Lichtheim's sign (lisht'hīmz) [Ludwig *Lichtheim*, German physician, 1845–1915]. See *sign*.

Lichthei'mia corymbif'era. A genus of the Mucoraceæ. It is pathogenic for rabbits and has been found in man in mycosis of the lungs, ear, and pharynx.

Li_2CO_3. Lithium carbonate.

licorice, liquorice (lik'or-is). See *Glycyrrhiza*. **Russian l.,** Glycyrrhiza glabra glandulifera. **Spanish l.,** Glycyrrhiza glabra typica.

Lieben's test (le'benz) [Adolf *Lieben*, Austrian chemist, 1836–1914]. See under *tests*.

lieberkühn (le'ber-kēn) An apparatus attached to the microscope for the purpose of concentrating a ray of light upon a field.

Lieberkühn's crypts, etc. (le'ber-kēnz) [Johann Nathanael *Lieberkuhn*, German anatomist, 1711–1765]. See *crypts*, etc.

Liebermann's test (le'ber-mahnz) [Leo von Szentlörincz *Liebermann*, Hungarian physician, 1852–1926]. See under *tests*.

Liebermeister's rule (le'ber-mīs-terz) [Carl von *Liebermeister*, German physician, 1833–1901]. See *rule*.

Liebig's extract, test, theory (le'bigz) [Baron Justus von *Liebig*, German chemist, 1803–1873]. See under *extract*, *tests*, and *theory*.

lien (li'en). [B N A] Latin for *spleen*. **l. acces-so'rius** [B N A], an accessory spleen.

lienadin (li-en'ad-in) [L. *li'en* spleen + Gr. ἀδήν gland]. A proprietary remedy made from the spleen; linaden. used in leukemia.

lienal (li'en-al). Pertaining to the spleen.

lienculus (li-en'ku-lus). An accessory spleen.

lienitis (li-en-i'tis) [L. *li'en* spleen + *-itis* inflammation]. Inflammation of the spleen; splenitis.

lienocele (li-e'no-sēl) [L. *li'en* spleen + Gr. κήλη hernia]. Hernia of the spleen.

lienomalacia (li"en-o-mal-a'se-ah). Same as *splenomalacia*.

lienomedullary (li"en-o-med'u-la-re). Pertaining to the spleen and the bone-marrow.

lienomyelogenous (li"en-o-mi-el-oj'en-us) [L. *li'en* spleen + Gr. μυελός marrow + γεννᾶν to produce]. Originating in the spleen and the bone-marrow.

lienomyelomalacia (li"en-o-mi"el-o-mal-a'se-ah) [L. *li'en* spleen + Gr. μυελός marrow + μαλακία softness]. Softening of the spleen and bone-marrow.

lienopancreatic (li"en-o-pan-kre-at'ik). Connecting the spleen and pancreas.

lienorenal (li"en-o-re'nal). Pertaining to the spleen and the kidney.

lienotoxin (li"en-o-tok'sin) [L. *li'en* spleen + *toxin*]. Splenotoxin.

lienteric (li-en-ter'ik). Affected by or of the nature of a lientery.

lientery (li'en-ter-e) [Gr. λειεντερία; λεῖος smooth + ἔντερον intestine]. Diarrhea in which the stools contain undigested food.

lienunculus (li-en-ung'ku-lus). A detached mass or exclave of splenic tissue.

Lieutaud's body, sinus, uvula, etc. (lu-toz') [Joseph *Lieutaud*, French physician, 1703–1780]. See *body*, *sinus*, *uvula*, etc.

life (līf) [L. *vi'ta;* Gr. βίος or ζωή]. The aggregate of vital phenomena; a certain peculiar stimulated condition of organized matter; that obscure principle whereby organized beings are peculiarly endowed with certain powers and functions not associated with inorganic matter. **animal l.,** vegetative life conjoined with the employment of the senses and with spontaneous movements **intellectual l., mental l., psychic l.,** that which is attended by conscious exercise of feelings, impulses, and will, and by reason. **vegetative l.,** that which is manifested in automatic acts requisite for the maintenance of the existence of the individual and the propagation of the species.

ligament (lig'am-ent) [L. *ligamen'tum; lig'are* to bind]. Any tough, fibrous band which connects bones or supports viscera. Some of the ligaments are distinct fibrous structures; others are folds of fascia or of indurated peritoneum, still others are the relics of disused fetal organs. **accessory l.,** any ligament which strengthens or supports another. **acromioclavicular l.,** a ligament extending from the clavicle to the acromial process of the scapula. **acromiocoracoid l.,** a ligament from the acromion to the coracoid process, covering over the head of the humerus. **adipose l.,** a fatty and mucous fold of the synovial membrane of the knee-joint. **alar l's.** 1. Same as *odontoid l's*. 2. The two folds of synovial membrane on each side of the adipose ligament **Allan Barnes's l.** Same as *Hey's l.* **annular l.,** any ring-shaped ligament, as of the wrist or ankle. **anococcygeal l.,** a fibrous band between the external anal sphincter and the tip of the coccyx. **apical odontoid l.** See *odontoid l's*. **appendiculo-ovarian l.,** a fold of mesentery extending between the appendix and the broad ligament. **Arantius's l.,** the remains of the ductus venosus of the fetus. **arcuate l.** 1. One of the arched ligaments which connect the diaphragm with the lowest ribs and the first lumbar vertebra. 2 The inferior pubic ligament. **arcuate popliteal l.** See *popliteal l's*. **Arnold's l.,** the suspensory ligament which connects the incus with the roof of the middle ear. **arysantorinian l's,** the bands of ligament joining the arytenoid cartilages and the cornicula laryngis. **astragalocalcaneal l's,** the ligaments joining the astragalus to the os calcis. **astragalonavicular l.,** a ligament joining the head of the astragalus to the upper surface of the scaphoid bone. **atloaxoid l.,** a band that connects the atlas and the axis. **atlo-occipital l.,** one that connects the atlas to the occipital bone. **auricular l's,** three ligaments which unite the external ear to the side of

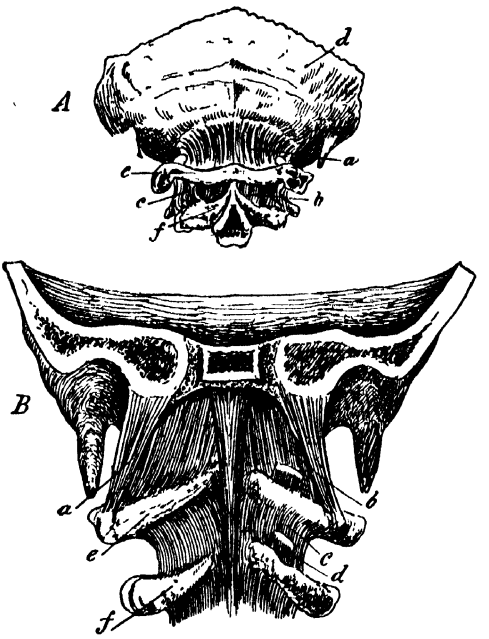

THE CRANIOVERTEBRAL LIGAMENTS.

A, posterior view: *a*, posterior occipito-atlantal ligament, *b*, posterior atlanto-axial ligament, *c*, capsular ligament, *d*, posterior surface of occipital bone, *e*, posterior arch of atlas, *f*, lamina of axis

B, anterior view: *a*, lateral occipito-atlantal ligament, *b*, anterior occipito-atlantal ligament, *c*, anterior atlanto-axial ligament; *d*, capsular ligament, *e*, atlas, *f*, axis.

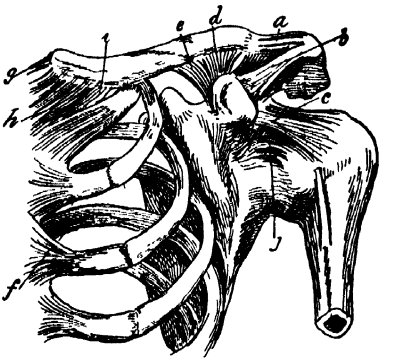

LIGAMENTS OF THE SHOULDER.

a, superior acromioclavicular ligament, *b*, coraco-acromial ligament, *c*, coracohumeral ligament; *d*, transverse ligament, *e*, coraco-clavicular ligament, *f*, anterior costosternal ligament, *g*, interclavicular ligament, *h*, anterior sternoclavicular ligament, *i*, costoclavicular ligament, *j*, capsular ligament.

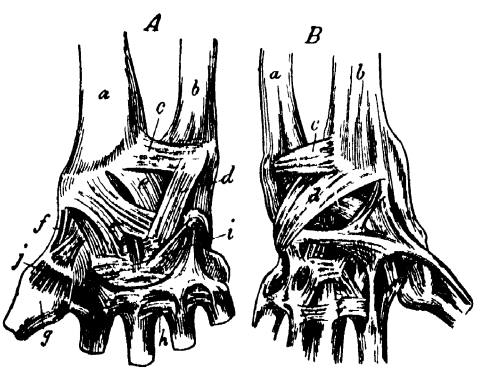

LIGAMENTS OF THE WRIST-JOINT.

A, anterior aspect: *a*, radius, *b*, ulna, *c*, anterior radio-ulnar ligament; *d*, internal lateral ligament, *e*, anterior ligaments, *f*, external lateral ligaments, *g*, first metacarpal bone; *h*, palmar ligaments, *i*, palmar carpal ligaments, *j*, capsular ligament

B, dorsal aspect. *a*, ulna, *b*, radius, *c*, posterior radio-ulnar ligaments *d*, posterior ligament.

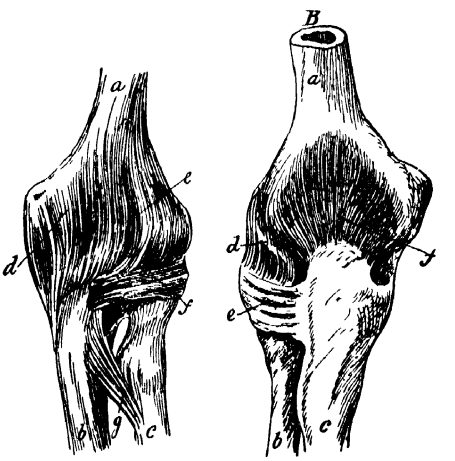

LIGAMENTS OF THE ELBOW-JOINT.

A, anterior aspect: *a*, humerus, *b*, ulna, *c*, radius; *d*, internal lateral ligament, *e*, anterior ligament; *f*, orbicular ligament, *g*, oblique ligament.

B, posterior aspect: *a*, humerus; *b*, radius; *c*, ulna, *d*, external lateral ligament, *e*, orbicular ligament, *f*, posterior ligament.

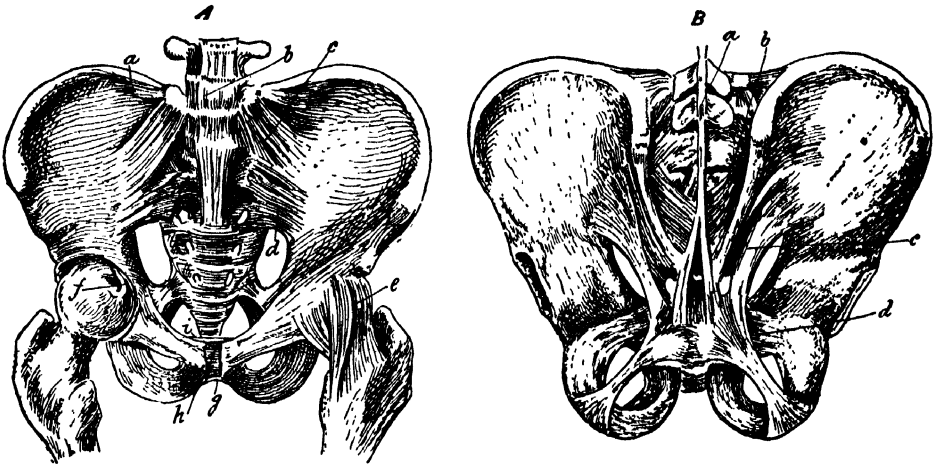

LIGAMENTS OF THE PELVIS.

A, anterior aspect *a*, lumbo-iliac ligament, *b*, anterior common ligament, *c*, lumbosacral ligament; *d*, anterior sacro-iliac; *e*, capsular ligament, *f*, ligamentum teres; *g*, subpubic ligament, *h*, anterior pubic ligament; *i*, superior pubic ligament.

B, posterior aspect *a*, supraspinous ligament, *b*, posterior sacro-iliac ligament; *c*, great sacrosciatic ligament, *d*, lesser sacrosciatic ligament

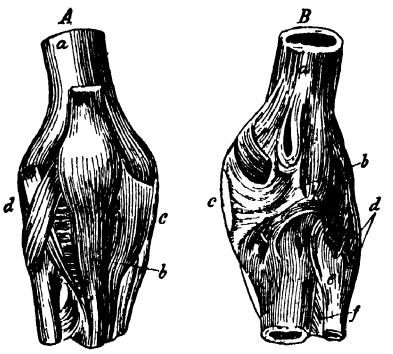

LIGAMENTS OF THE KNEE-JOINT

A, anterior aspect *a*, femur, *b*, ligamentum patellæ, *c*, internal lateral ligament, *d*, external lateral ligament.

B, posterior aspect *a*, femur, *b*, posterior ligament, *c*, internal lateral ligament, *d*, external lateral ligament *e*, posterior ligament of peroneotibial articulation, *f*, interosseous ligament.

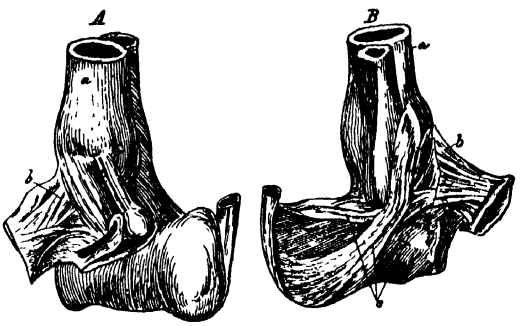

LIGAMENTS OF THE ANKLE-JOINT

A, internal aspect · *a*, tibia, *b*, internal lateral ligament.

B, external aspect. *a*, tibia, *b*, anterior ligament; *c*, external lateral ligament.

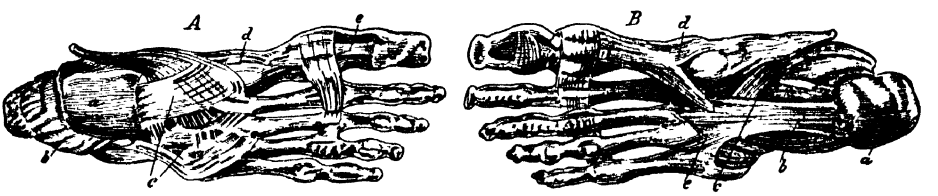

LIGAMENTS OF THE FOOT.

A, dorsal aspect *a*, astragalus, *b*, calcaneo-astragaloid ligaments; *c*, dorsal ligaments of tarsus; *d*, tarsometatarsal ligaments, *e*, transverse ligaments.

B, plantar aspect *a*, os calcis, *b*, greater calcaneocuboid ligament; *c*, deep calcaneocuboid ligament; *d*, inferior tarsometatarsal ligament, *e*, tarsometatarsal ligaments.

the head. **Bardinet's l.**, the posterior portion of the internal lateral ligament of the elbow. **Barkow's l.**, the anterior and posterior ligaments of the elbow-joint. **Bellini's l.**, a band going from the capsule of the hip-joint to the trochanter major. **Béraud's l.**, the suspensory ligament of the pericardium, extending to the third and fourth vertebræ. **Bertin's l.**, **Bigelow's l.**, the iliofemoral ligament. **Bichat's l.**, the lower bundle of the posterior sacro-iliac ligament. **bifurcate l.**, one of the dorsal tarsal ligaments connecting the antero-internal angle of the calcaneus with the dorsal surfaces of the cuboid bones. **Borgery's l.**, the oblique popliteal ligament. **Botal's l.**, the persistent remains of the ductus arteriosus. **brachiocubital l.**, the internal lateral ligament of the elbow-joint. **brachioradial l.**, the external lateral ligament of the elbow-joint. **broad l.** 1. The peritoneal fold which supports the uterus on either side. 2. The suspensory ligament of the liver. 3 Same as *ligamentum latum pulmonis*. **Brodie's l.**, the transverse humeral ligament. **Burns's l.**, the falciform process of the fascia lata. **calcaneo-astragaloid l's** (external, posterior, and interosseous), three ligaments which connect the calcaneum and astralagus. **calcaneo-cuboid l's** (long, short, inferior, and superior), four ligaments which unite the calcaneum and cuboid bones to one another. **calcaneofibular l.**, connects the calcaneum to the fibula, the external lateral ligament of the ankle **calcaneonavicular l.**, **calcaneoscaphoid l's** (superior and inferior), two ligaments which connect the calcaneum and scaphoid bones. **calcaneotibial l.**, joins the calcaneum to the tibia; the deltoid ligament of the ankle. **Caldani's l.**, a band going from the inner border of the coracoid process to the lower border of the clavicle, the first rib, and the tendon of the subclavius. **Camper's l.**, the deep perineal fascia. **canthal l's**, the external and internal palpebral ligaments. **capitular l's**, two ligaments reinforcing the tibiofibular articulation anteriorly and posteriorly. **capsular l.**, the tough fibrous sac that surrounds every joint. The inner surface is lined with synovial membrane. **Carcassonne's l.**, the triangular ligament of the urethra. **cardinal l.**, any one of a number of fibrous bands extending through the base of the broad ligament of the uterus. **carpometacarpal l's**, the ligaments joining the carpal and metacarpal bones. **central l.** Same as *filum terminale*. **cervical l's**, two ligaments—the *anterior* connecting the occipital bone with the bodies of the cervical vertebræ; the *posterior* being the ligamentum nuchæ. **check-l's**, the odontoid ligaments. **chondroxiphoid l's**, fibrous bands extending upward and outward from the anterior and posterior surfaces of the xiphoid cartilage to the corresponding surfaces of the seventh costal cartilage. **ciliary l.**, the structure which joins the iris to the corneosclera. **Clado's l.**, the appendiculo-ovarian ligament. **Cloquet's l.**, Haller's habenula· the peristent relic of a fetal canal connecting the tunica vaginalis with the peritoneal cavity. **Colles's l.**, a portion of the aponeurosis of the external oblique muscle, extending from Poupart's ligament to the linea alba. **conoid l.**, the inner part of the coracoclavicular ligament. **Cooper's l.** 1. A fold of the fascia transversalis attached to the iliopectineal eminence and spine of the pubis. 2. A set of arciform fibers connecting the base of the olecranon with the coronoid process on the inner aspect of the elbow-joint. **Cooper's suspensory l's**, fibrous processes connecting the external capsule of the mammary gland with the skin. **coraco-acromial l.**, a triangular ligament from the tip of the acromial process to the outer surface of the coracoid process of the scapula. **coracoclavicular l.**, one connecting the clavicle to the coracoid process. **coracohumeral l.**, a ligament connecting the coracoid process of the scapula and the upper posterior part of the capsule of the shoulder-joint and the upper part of the humerus. **coracoid l.**, a ligament extending from the coracoid process to the suprascapular notch, forming the scapular foramen. **corniculopharyngeal l.** Same as *jugal l.* **coronary l.** 1. A peritoneal fold extending from the posterior border of the liver to the diaphragm. 2. Ligamentous fibers binding the semilunar cartilages to the head of the tibia. 3. The annular ligament of the radius. **costocentral l.**, the ligament fastening the head of a rib to the body of a vertebra. **costoclavicular l.** Same as *rhomboid l.* **costocolic l.**, a fold that attaches the spleen to the diaphragm. **costocoracoid l.**, a ligament that attaches the first rib to the coracoid process. **costopericardiac l.**, a ligament joining the upper costosternal articulation with the pericardium. **costosternal l.**, a ligament binding the edges of the cartilages of the true ribs to the sternum. **costotransverse l.**, one of the ligaments joining the ribs to the adjacent transverse processes of the dorsal vertebræ. **costovertebral l's**, the ligaments which bind the ribs to the adjacent vertebræ **costoxiphoid l.**, a ligament joining the cartilages of the sixth and seventh ribs to the xiphoid cartilage **cotyloid l.**, a ring at the margin of the acetabulum. **Cowper's l.**, that part of the fascia lata which is attached to the crest of the pubes. **crico-santorinian l.** Same as *jugal l.* **crucial l's**, two ligaments (anterior and posterior) of the knee, connecting the femur and tibia and crossing each other somewhat like the letter X **cruciate l.** 1. A ligament of the atlanto-odontoid articulation. 2. The anterior annular ligament of the foot **cruciform l.**, the transverse ligament of the atlantoaxoid joint **crural l.** Same as *Poupart's l.* **Cruveilhier's l's.** Same as *glenoid l.* (2d def.) **cuboideonavicular l.**, a ligament connecting the cuboid and navicular bones **cuneocuboid l.**, a ligament connecting the external cuneiform and cuboid bones. **cutaneophalangeal l's**, ligamentous fibers from the sides of the phalanges near the joints to the skin. **cysticoduodenal l.**, a fold of peritoneum extending between the gall-bladder and the duodenum. It occurs as an anomaly. **deltoid l.**, the internal lateral ilgament of the ankle-joint. **Denonvillier's l.**, the puboprostatic ligament. **dentate l.** See *ligamentum denticulatum*. **Denucé's l.**, a short and wide band connecting the radius and ulna at the wrist. **Douglas's l's**, the peritoneal folds which limit Douglas' culdesac. **duodenorenal l.**, a fold of peritoneum between the upper layer of the transverse mesocolon and the posterior parietal layer. **Ellis's l.**, that portion of the rectovesical fascia which extends to the sides of the rectum. **epihyal l.**, a ligament between the styloid process of the temporal bone and lesser horn of the hyoid bone. **falciform l.**, the broad ligament of the liver. **fallopian l.**, the round ligament of the uterus. **false l.**, any suspensory ligament that is a peritoneal fold and not of true ligamentous structure **Ferrein's l.**, the thick external part of the capsule of the temporomaxillary joint. **Flood's l.**, one of the three glenohumeral ligaments. **fundiform l.**, a portion of the anterior annular ligament of the ankle, forming a loop around the extensor longus digitorum and the peroneus tertius. **gastrocolic l.**, the fold of great omentum attached to the stomach and the colon. **gastrohepatic l.**, the fold of great omentum attached to the stomach and the liver. **gastrolienal l.**, the gastrosplenic omentum. **gastropancreatic l.**, a fold of peritoneum extending from the pancreas to the pyloric end of the stomach **gastrophrenic l.**, a peritoneal fold connecting the cardiac end of the stomach to the diaphragm. **gastrosplenic l.**, a fold of peritoneum joining the culdesac of the stomach and the hilum of the spleen. **Gerdy's l.**, the suspensory ligament of the axilla, from the coracoid process to the skin around the axilla.

Gimbernat's l., the triangular expanse of the aponeurosis of the external oblique muscle, anteriorly joined to Poupart's ligament and going to the iliopectineal line. **glenohumeral l's**, three ligaments that strengthen the capsule of the shoulder. **glenoid l.** 1. A ring of fibrocartilage connected with the rim of the glenoid fossa. 2. The anterior ligament of the metacarpophalangeal joint. **glosso-epiglottic l.**, a band of ligament from the base of the tongue to the epiglottis. **Guenz's l.**, the upper and inner wall of the canal which transmits the obturator nerve and vessels. **hamatometacarpal l.**, a ligament connecting the hamulus of the unciform bone with the base of the fifth metacarpal. **Helmholtz's l.**, that part of the anterior ligament of the malleus which is attached to the greater tympanic spine. **Henle's l.**, the inner portion of the conjoined tendon, attached mainly to the sheath of the rectus muscle. **Hensing's l.**, a small serous fold from the upper end of the descending colon to the abdominal wall; the left superior colic ligament **hepatic l's**, folds of peritoneum extending from the liver to adjacent parts. **hepatocolic l's**, folds of peritoneum from the liver to the colon. **hepatoduodenal l.**, the free edge of the gastrohepatic omentum on the right side. **hepatorenal l.**, a fold of peritoneum extending from the liver to the right kidney. **Hesselbach's l.**, the interfoveolar ligament. **Hey's l.**, the falciform process of the fascia lata. **Hueck's l.**, the pectinate ligament. **Hunter's l.**, the round ligament of the uterus. See *round l.* (4). **Huschke's l.**, a fold of peritoneum from the upper part of the lesser curvature of the stomach to the anterior surface of the pancreas. **iliofemoral l.**, a strong ligament of the hip-joint, extending from the ilium to the lesser trochanter. **iliolumbar l.**, the thick anterior border of the lumbar fascia running from the tip of the transverse process of the last lumbar vertebra to the inner edge of the iliac crest. **iliopectineal l.**, the line of attachment of the iliac fascia to the iliopectineal eminence. **iliopubic l.**, Poupart's ligament. **iliotrochanteric l.**, a portion of the capsular ligament of the hip-joint. **infundibulopelvic l.**, the upper free edge of the broad ligament, with the attached fibrous tissue which carries the ovarian vessels to the ovary: called also *suspensory l. of ovary*. **inguinal l.**, Poupart's ligament. **interarticular l.**, any ligament situated within the capsule of a joint. **interclavicular l.**, joins the two clavicles to each other and to the sternum **intercuneiform l's**, fibrous bands joining the cuneiform bones of the tarsus **interfoveolar l.**, a part of the conjoined tendon, a thin band going from the posterior surface of the fascia transversalis to Gimbernat's ligament and the pubic bone **interspinous l's**, fibrous bands extending obliquely from the under surface of the spinous process of one vertebra downward and backward to the upper surface of the spinous process of the vertebra below. **interureteral l.**, a transverse band or fold of mucous membrane extending between the orifices of the ureters. **ischiocapsular l.**, **ischiofemoral l.**, a ligament of the hip-joint extending from the base of the great trochanter on its posterior aspect to the tuberosity of the ischium. **ischioprostatic l.**, the deep perineal fascia. **jugal l.**, one of the ligaments that join the cartilages of Santorini and the cricoid cartilage. **Krause's l.**, the transverse ligament of the pelvis. **laciniate l.**, the internal annular ligament of the ankle; a band of ligament from the internal malleolus to the inner and upper edge of the os calcis. **lacunal l.**, Gimbernat's ligament. **lambdoid l.** Same as *fundiform l.* **lateral l.**, a peritoneal fold, one on either side of the liver, joining it to the diaphragm. **lateral l., external.** 1. A ligament between the external malleolus and the calcaneum. 2. A ligament between the scaphoid bone and the styloid process of the radius. 3. A ligament from the annular ligament of the radius to the external condyle of the humerus. 4. A ligament from the lower edge of the zygoma to the outer surface of the neck of the inferior maxilla. 5. A ligament between the head of the fibula and the internal condyle of the tibia. **lateral l., internal.** 1. A ligament between the internal malleolus, the astragalus, calcaneum, and scaphoid. 2. A ligament joining the styloid process of the ulna, the pisiform bone, and the anterior annular ligament. 3. A ligament from the coronoid process of the ulna and the inner edge of the sigmoid fossa to the internal condyle of the humerus. 4. A ligament between the internal condyle of the femur and the internal condyle and shaft of the tibia. 5. A ligament from the inferior maxilla to the spinous process of the sphenoid bone. **Lauth's l.**, the transverse ligament of the atlas. **Lisfranc's l.**, a fibrous band running from the lower external surface of the first cuneiform bone to the internal surface of the base of the second metatarsal bone. **Lockwood's l.**, the suspensory ligament of the globe of the eye, connecting Tenon's capsule and the orbit on either side. **longitudinal l's**, two ligaments, an *anterior*, attached to the anterior surfaces of the bodies of the vertebræ, and a *posterior*, attached to the posterior surfaces of the vertebral bodies within the spinal canal. **lumbocostal l.**, the external arcuate ligament. **Luschka's l.**, a band extending between the anterior surface of the pericardium and the posterior surface of the sternum. **Mackenrodt's l's**, the lateral cervicopelvic or uterosacral ligaments. **Mauchart's l's**, the lateral odontoid or cheek ligaments. **Mayer's l.**, the ligaments on the floor of the carpal canal connecting one of the bones of the carpus. **Meckel's l.**, Meckel's band. **mesenteriomesocolic l.** See *mesenteriomesocolic fold*, under *fold*. **metacarpal l.**, a ligament joining the lower ends of the last four metacarpals. **oblique popliteal l.** See *popliteal l's*. **odontoid l's**, three ligaments which connect the atlas to the skull. The middle one is the *apical odontoid ligament*, and runs from the tip of the odontoid process to the margin of the occipital bone. The two lateral ligaments, the *alar odontoid ligaments*, pass obliquely upward toward the inner margins of the condyles of the occipital bone. **orbicular l.**, the ligament which surrounds the neck of the radius. **palpebral l's**, the two ligaments at the outer and inner angles of the eye, furnishing attachment for the orbicularis palpebrarum muscle. **pancreaticosplenic l.**, a fold of peritoneum extending from the pancreas to the spleen. **patellar l.**, the outward continuation of the tendon of the quadriceps cruris muscle, extending from the tip of the patella to the tuberosity of the tibia. **pectinate l's**, bands of elastic tissue connecting the cornea and the adjacent borders of the iris. **Petit's l.**, the ligamentous back and sides of Douglas' culdesac. **phrenocolic l.** Same as *costocolic l.* **phrenogastric l.**, a fold of peritoneum extending from the diaphragm to the fundus of the stomach. **phrenosplenic l.**, a fold of peritoneum extending from the diaphragm to the spleen. **pisohamate l.**, a ligament from the pisiform bone to the hamulus of the unciform bone. **pisometacarpal l.**, a ligament from the pisiform bone to the fifth metacarpal bone. **popliteal l's**, two ligaments at the posterior wall of the knee-joint. The *oblique popliteal ligament* runs obliquely from below upward, and from within outward on the posterior surface of the capsular ligament. The *arcuate popliteal ligament* passes in a curved manner above the tendon of the popliteus muscle, the concavity of the curve being directed upward. **Poupart's l.**, the lower border of the aponeurosis of the external oblique muscle, between the anterior spine of the ilium and the spine of the pubes. Called also *ligamentum inguinale* (B. N. A.). **pterygomaxillary l.**, connects the apex of the internal pterygoid plate and the posterior end of the oblique line of the lower jaw. **pterygospin-**

ous l., a ligament passing from the spine of the sphenoid bone to the upper end of the outer plate of the pterygoid process. **pubic l's**, three ligaments (anterior, posterior, and superior) of the symphysis pubis. **pubocapsular l.**, a ligament of the hip-joint arising from the horizontal ramus of the pubis and passing across the inner and posterior portion of the articular capsule toward the lesser trochanter of the femur. **puboprostatic l., pubovesical l.**, a ligament extending from the symphysis pubis to the neck of the bladder on either side. **radiate l.** Same as *stellate l.* **radiocarpal l's**, two ligaments, a *dorsal* and *volar*, from the lower end of the radius to the first row of carpal bones. **reinforcing l's**, ligaments which serve to reinforce joint capsules. **Retzius's l.**, the fundiform ligament. **rhomboid l.** 1. Connects the cartilage of the first rib to the under surface of the clavicle. 2. A ligament from the lower end of the radius to the unciform and cuneiform bones **round l.** 1 See *ligamentum teres.* 2. A fibrous cord which represents the umbilical vein and runs from the navel to the anterior border of the liver. 3. One of the ligaments of the radio-ulnar articulation. 4. Either one of two cords from the cornua of the uterus to the mons veneris. **sacrococcygeal l's**, ligaments connecting the apex of the sacrum and the first coccygeal vertebra. **sacro-iliac l., oblique**, a fasciculus connecting the posterior superior spine of the ilium with the third transverse tubercle on the posterior surface of the sacrum. **sacrosciatic l.**, two ligaments (the great, or posterior, and lesser, or anterior) from the sacrum to the ischium. **sacrospinous l.**, the lesser sacrosciatic ligament. **sacrotuberous l.**, the great sacrosciatic ligament. **Sappey's l.**, the thicker posterior part of the capsule of the temporomandibular joint. **Sommering's l.**, the suspensory ligament of the lacrimal gland. **sphenomandibular l.**, the internal lateral ligament **splenophrenic l.**, the peritoneal fold which suspends the spleen, connecting it with the diaphragm **spring l.**, the inferior calcaneoscaphoid ligament, so called because it gives elasticity to the arch of the foot. **stapedial l.**, the annular ligament of the stapes. **stellate l.**, a radiate structure strengthening the costovertebral joints anteriorly. **sternoclavicular l.**, the capsular ligament at the junction of the sternum and clavicle. **sternocostal l.**, any one of the ligaments connecting the rib cartilages and the sternum. **sternopericardiac l's**, bands connecting the sternum and the pericardium. **stylohyoid l.**, a fibrous cord from the styloid process to the lesser cornu of the hyoid bone. **stylomandibular l., stylomaxillary l.**, extends from the styloid process to the ramus of the lower jaw. **subflavous l.**, a yellowish ligament between the laminæ of a vertebra. **supraspinous l.**, the ligament connecting the apices of the spinous processes of the vertebræ **suspensory l.** 1. The zonule of Zinn 2. Any peritoneal or other fold that serves to hold a viscus or ossicle in its place **sutural l.**, a band of fibrous tissue between the opposed bones of a suture or immovable joint. **synovial l.**, a large synovial fold. **talocalcaneal l's.** Same as *calcaneo-astragaloid l's.* **talofibular l's**, fibers from the external lateral ligaments of the ankle, extending between the fibula and the astragalus. **talotibial l's**, two ligaments from the neck of the tibia (astragalus) forming part of the deltoid ligament of the ankle-joint. **tarsal l.**, the fibrous membrane of the eyelids. **tarsometatarsal l's**, ligaments connecting the tarsal and metatarsal bones. **temporomandibular l.**, the external lateral ligament of the jaw. **tendinotrochanteric l.**, a band from the upper margin of the capsule of the hip-joint, binding down the tendon of the gluteus minimus. **tensor l., Toynbee's l.**, the anterior ligament of the malleus: the so-called tensor tympani muscle. **Teutleben's l's**, lateral folds joining the pericardium and diaphragm. **tibionavicular l.**, a ligament forming part of the deltoid ligament of the ankle-joint. **transverse l.**, the name of various ligaments, as of the atlas, knee, hip, and scapula. **trapezoid l.**, the forward and outward part of the coracoclavicular ligament. **l. of Treitz.** See *muscle of Treitz*, under *muscle.* **triangular l.**, the name of various ligaments, as of the urethra, tympanic bones, uterus, and vertebræ. **Tuffier's inferior l.**, that part of the mesentery which is connected with the wall of the iliac fossa. **utero-ovarian l's**, short round cords continuous with the external fibers of the uterus at the superior angle of that organ, and extending to the inner end and edge of each ovary. Called also *l's of the ovaries.* **uteropelvic l's**, expansions of muscular tissue in the broad ligament, radiating from the fascia over the obturator internus to the sides of the uterus and the vagina. **uterorectosacral l's**, peritoneal folds which reach from the posterior attachment of the vagina and cervix to the peritoneum which overlies the sacrum they surround the rectum **vaginal l.** 1. A fibrous band which maintains a tendon-sheath in position. 2. A fibrous sheath sometimes occurring in the inguinal canal. **Valsalva's l.**, a ligament connecting the pinna of the ear to the temporal bone. **ventricular l.**, the superior thyro-arytenoid ligament. **vertebropleural l.** See *Sibson's aponeurosis*, under *aponeurosis.* **Vesalius's l.**, Poupart's ligament. **vesicoumbilical l.** Same as *urachus* **vesicouterine l.**, extends from the anterior aspect of the uterus to the bladder. **vocal l.**, the inferior thyro-arytenoid ligament. **Walther's oblique l.**, the posterior astragalofibular ligament **Weitbrecht's l.**, a fibrous band connecting the outer portion of the coronoid process to the inner edge of the neck of the radius. **Winslow's l.**, the posterior ligament of the knee. **Wrisberg's l.**, the ligament of the lateral meniscus **Y-l.**, the iliofemoral ligament. **Zaglas's l.**, the oblique sacro-iliac ligament. **Zinn's l.**, the annular ligament of origin common to the recti muscles of the eye, attached to the edge of the optic foramen and the inner part of the sphenoid fissure Called also *annulus tendineus communis*, *annulus zinnii*, and *tendon of Zinn*

ligamentopexis (lig-a-men-to-peks'is) [*ligament* + Gr. πῆξις fixation]. Ventrosuspension by suturing the round ligaments to the uterus.

ligamentopexy (lig-am-en-to-pek'se). Same as *ligamentopexis.*

ligamentous (lig-am-en'tus). Pertaining to or of the nature of a ligament.

ligamentum (lig-am-en'tum), pl. *ligamen'ta* [L.]. A ligament **1. ala'ria.** 1 [B N A] Same as *odontoid ligaments* 2. Two wing-like fringes attached to the ligamentum mucosum of the knee-joint. **l. annula're,** the upper band of the anterior annular ligament of the ankle **l. annula're ra'dii** [B N A], the ligament encircling the head of the radius **l. a'picis den'tis** [B N A], the apical odontoid ligament **l. arcua'tum exter'num,** the thickened upper margin of the anterior lamella of the lumbar fascia. **l. arcua'tum inter'num,** a tendinous arch across the upper part of the psoas magnus muscle on each side of the vertebral column. **l. arterio'sum** [B N A], the remains of the ductus arteriosus **l. car'pi dorsa'li,** the annular ligament of the radius **l. collatera'le fibula're** [B N A], the external lateral ligament of the knee-joint. **l. collatera'le radia'le** [B N A], the external lateral ligament of the elbow **l. collatera'le tibia'le** [B N A], the internal lateral ligament of the knee **l. collatera'le ulna're** [B N A], the internal lateral ligament of the elbow **l. crucia'tum, l. cru'cis,** the lower, Y-shaped part of the anterior annular ligament of the ankle. **l. denticula'tum** [B N A], a structure formed of processes of the pia crossing the subdural space on each side of the spinal cord **l. falcifor'me hep'atis** [B N A],

the suspensory ligament of the liver. **l. fla'va** [B N A]. See *l. subflava*. **l. inguina'le** [B N A]. Same as *Poupart's ligament*. See *ligament*. **l. inguina'le reflex'um** [B N A], the triangular fascia of the abdomen. **l. interfoveola're** [B N A], Hesselbach's ligament. **l. lacinia'tum** [B N A], the internal annular ligament of the leg. **l. lacuna're** [B N A], Gimbernat's ligament. **l. la'tum pulmo'nis**, a vertical pleural fold on each side of the mediastinum, attaching the lower part of the lung to the vertebral column. **l. longitudina'le** [B N A], the longitudinal ligament. **l. muco'sum**, a synovial fold in the knee-joint. See *plica synovialis patellaris*. **l. natato'rium**, the transverse fibers of fascia in the webs of the fingers. **l. nu'chæ** [B N A], a tough band at the nape of the neck, uniting the two trapezius muscles. **l. patel'læ** [B N A], the ligament which connects the patella to the tibia. **l. pectina'tum i'ridis** [B N A], a reticular structure that attaches the circumference of the iris to the cornea. **l. radia'tum**, the palmar ligament of the intercarpal joint. **l. sacrococcyge'um** [B N A], sacrococcygeal ligament. **l. sacroili'aca** [B N A], sacro-iliac ligaments. **l. sacrospino'sum** [B N A], sacrospinous ligament. **l. sacrotubero'sum** [B N A], the great sacrosciatic ligament. **l. spira'le**, the outer attachment of the basilar membrane of the cochlea **l. subfla'va**, ligamentous bands of yellow elastic tissue which connect the laminæ of contiguous vertebræ. **l. suspenso'rium**, a strong fibrocartilaginous cord between the check-ligaments and the margin of the foramen magnum. **l. suspenso'rium mam'mæ**, a fibrous process from the superficial fascia of the thorax to the nipple and integument of the mamma. **l. te'res**, the cylindric ligament of the hip-joint See also *ligament, round*. **l. ve'næ ca'væ sinis'træ** [B N A], the vestigial fold of Marshall. **l. veno'sum** [B N A], ligament of Arantius. **l. ventricula're** [B N A], the superior thyro-arytenoid ligament. **l. voca'le** [B N A], the inferior thyro-arytenoid ligament.

ligate (li'gāt). To tie or bind with a ligature.

ligatight (lig'at-īt). A naprapathic term for a shrunken condition of the connective tissue of a ligament.

Ligat's test (lig'ats) [David *Ligat*, contemporary English surgeon]. See under *tests*.

ligation (li-ga'shun) [L *liga'tio*]. The application of a ligature. **distal l.**, ligation of an artery on the side of an aneurysm farthest from the heart. **immediate l.**, ligation of an artery directly around the artery without including any of the surrounding tissues **mediate l.**, ligation of an artery, including also some of the surrounding tissue. **pole l.**, ligation of both poles of the thyroid gland for the purpose of limiting the amount of blood to and from the gland, employed in Basedow's disease. **proximal l.**, ligation of an artery on the side of an aneurysm nearest the heart.

ligator (li'ga-tor). An instrument used in ligating in parts that are not easily accessible.

ligature (lig'at-ūr) [L. *ligatu'ra*]. 1. A thread or wire for tying a vessel or strangulating a part. 2. The act of ligation. 3. In orthodontia, a string or wire used to fasten a tooth to an orthodontic appliance or to another tooth. **chain-l.**, a kind of ligature used in tying an ovarian pedicle in several places On making it a long thread is carried through the pedicle in one place, and is seized with a pressure forceps. Next the long end of the same thread is carried through in one or more places and loops secured in the same way. When all are in place, the loops are cut, one after another, near the forceps, and the halves crossed or tied, so that finally the whole mass to be ligated is inclosed in threads forming a chain. **Désault's l.**, ligation of the femoral artery as it passes through the adductor muscle done for popliteal aneurysm. **double l.**, the ligation of an artery at two places and division between them. **elastic l.**, a band of caoutchouc used to strangulate hemorrhoids and pedunculated growths. **Erichsen's l.**, a double thread of white and black for ligating nevi. **intermittent l.**, a tourniquet applied to interrupt the blood-current, but occasionally relaxed to renew the circulation. **kangaroo l.**, the prepared tendon of a kangaroo's tail: used as a ligature. **lateral l.**, a ligature so applied as to check, but not to interrupt, the blood-current. **McGraw's elastic l.**, a ligature used in performing intestinal anastomosis. **occluding l.**, a ligature which includes every blood-channel leading to the distal tissue. **provisional l.**, one applied at the beginning of an operation, but removed before its close. **soluble l.**, a ligature of fresh animal membrane applied with a view to its ultimate absorption or incorporation with the tissues. **l. of Stannius** (1852), a ligature tied around a frog's heart, between the sinus venosus and the auricle. It causes the auricle and ventricle to cease beating. **subocculding l.**, a ligature which obstructs the main blood-supply, but leaves unobstructed a portion of tissue capable of establishing capillary anastomosis.

light (lit). The electromagnetic waves which specifically stimulate the retina of the eye and thus give rise to the sensation of light. These waves vary in length from 7700 Angstrom units for the red to 3900 for the violet. **actinic l.**, light capable of producing chemic effects. **axial l.**, **central l.**, light whose rays are parallel to each other and to the optic axis. **l.-chaos**, the minute fluctuations of the intensity of intrinsic light of the retina. Called also *light-dust*. **l. difference**, the difference between the two eyes in their sensitiveness to light: often abbreviated to L. D. **diffused l.**, that which has been scattered by reflection and refraction **l.-dust.** See *l.-chaos*. **Finsen l.**, light consisting principally of the violet and ultra-violet ray. To obtain it sunlight is passed through a lens containing an ammoniacal solution of copper sulphate, which absorbs the yellow, red, and ultra-red rays. Such light is used in the treatment of lupus and similar diseases. **intrinsic l.** (of the retina), the dim light always present in the visual field. **Landeker-Steinberg l.**, a light which emits a spectrum similar to that of the sun except that the ultraviolet waves are eliminated: used therapeutically. **l. minimum**, the smallest degree of light perceived by the eye, often abbreviated to L. M **Minin l.**, a therapeutic lamp for the administration of violet and ultraviolet light. **monochromatic l.**, one of the colors of the spectrum into which light is divided by a prism. **oblique l.**, the light that falls obliquely on a surface. **polarized l.**, light the vibrations of which are made over one plane or in circles or ellipses. **reflected l.**, light turned back from an illuminated surface. **refracted l.**, light whose rays have been bent out of their original course by passing through a transparent membrane. **l.-sense**, the faculty by which varying degrees of light or brightness may be perceived. **Simpson l.**, an electric arc light in which the electrodes are made of tungstate of iron and manganese. The light emitted consists of rays of two kinds: visible rays and invisible rays. The latter consist of heat rays and ultraviolet rays This light is used in the treatment of rodent ulcer, lupus, eczema, wounds, rhinitis, and sinusitis. **transmitted l.**, light which passes or has passed through an object. **ultraviolet l.** See *ultraviolet ray*, under *ray*.

lightening (li'ten-ing). The sensation of decreased abdominal distention produced by the descent of the uterus into the pelvic cavity just previous to labor.

lignaloo, lignaloes (lig-nal'o, lig-nal'ōz, or lin-al'o, lin-al'ōz). 1. The fragrant wood (called agallochum, or eaglewood) produced by *Aquila'ria agal'lochum*, a tree of the East Indies. 2. The resin of the above wood: used mainly as a perfume and in preparing incense.

Lignières's test (lēn-yeārz') [J. *Lignières*, contemporary physician in Buenos Aires]. See *tests*.

lignin (lig'nin). A substance like cellulose lining woody vegetable cells.

lignoceric acid (lig-no-se'rik). See *acid*.

Lignognathoi'des monta'nus. The common sucking louse of the California ground squirrel, *Citellus beecheyi*.

lignosulfit (lig-no-sul'fit). A liquid obtained in the manufacture of cellulose its vapor, which contains sulphurous acid and various aromatic principles, is inhaled for pulmonary disorders.

lignosulphin (lig-no-sul'fin) [L. *lig'num* wood + *sulphur*]. A disinfectant by-product of the manufacture of sulphocellulose.

lignum (lig'num) [L gen. *lig'nī*]. Latin for *wood*. **l. rho'dium,** the wood of *Am'yris balsamif'era*, a tree of tropical America. **l. sanc'tum, l. vi'tæ.** See *guaiacum*.

ligroin, ligroine (lig'ro-in). A volatile inflammable liquid, used as a solvent in pharmacy and chemistry. It is the fraction that distills from petroleum between 90° and 120° C. and consists mostly of heptane and octane.

ligula (lig'u-lah) [L. "strap"]. A strip of white substance near the lateral border of the fourth ventricle.

ligule (lig'ūl). Same as *ligula*.

Ligusticum (li-gus'tik-um). See *lovage*.

Lilienthal's probe (lil'e-en-talz) [Howard *Lilienthal*, surgeon in New York, born 1861]. See *probe*.

lily-of-the-valley (li'le-). See *Convallaria*.

liman cure (li'man). See under *cure*.

limanol (li'man-ol) [Turkish and Russian *liman* bay, Gr λιμήν creek, harbor] A preparation of salt-marsh mud used for rheumatism.

limatura (li-mat-u'rah). Latin for *filings*. **l. fer'ri,** iron filings.

limb (lim) [L *lim'bus* border]. 1. An arm or a leg with its appendages. an extremity. 2. Anything resembling an arm or a leg. **anacrotic l.,** the up-stroke of a sphygmographic record. **pectoral l., thoracic l.,** an arm or its homologue. **pelvic l.,** a leg or lower extremity. **phantom l.,** a sensation as of the limb still existing in a patient in whom the limb has been amputated.

limberneck (lim'ber-nek). See *limber neck*, under *neck*.

limbic (lim'bik). Pertaining to a limbus, or margin.

limbus (lim'bus) [L "border"]. A border or hem **l. alveola'ris** [B N A], the free lower edge of the alveolar process **l. angulo'sus,** the oblique line of the thyroid cartilage **l. chorioi'deus,** the innermost arch of the limbic lobe. **l. conjunti'væ,** the edge of the conjunctiva that overlaps the margin of the cornea. **l. cor'neæ** [B N A], the edge of the cornea where it joins the sclerotic. **l. cortica'lis,** the outermost arch of the limbic lobe **l. fos'sæ ova'lis** [B N A] Same as *annulus ovalis*. **l. lam'inæ spira'lis,** the periosteal border of the bony lamina spiralis, the crista spiralis. **l. lu'teus,** the yellow spot of the retina; macula lutea. **l. medulla'ris,** the middle arch of the limbic lobe. **l. sphenoida'lis,** the posterior edge of that part of the body of the sphenoid which bears the ethmoid spine.

lime (lim) [L. *calx*]. 1 Calcium oxid; also calcium hydroxid See *calcium*. 2. The acid fruit of *Cit'rus ac'ida:* its juice is antiscorbutic and refrigerant. **arsenate of l.** (*as an insecticide*), boil until dissolved 2 pounds of white arsenic and 8 pounds of sal-soda in 2 gallons of water. For use take 1 pint of this stock solution, 2 pounds of freshly slaked lime, and 45 gallons of water. **chlorinated l.** See *calx chlorata* **soda l.** See under *soda*. **sulphurated l.** See *calx sulphurata* **syrup of l.** (*syru'pus cal'cis*), a solution of lime sucrate: said to be useful in some cases of chronic rheumatism.

limen (li'men) [L.]. 1. Same as *threshold*. 2. The portion of the brain lying between the base and the island of Reil. Called also *l. in'sulæ* [B N A] **l. na'si** [B N A], the boundary-line between the bony and cartilaginous portions of the nasal cavity.

liminal (lim'in-al) [L. *li'men* threshold]. Barely appreciable to the senses pertaining to a threshold.

limit, Anstie's. See *Anstie's rule*, under *rule* **assimilation l.,** the amount of carbohydrate that the organism can metabolize without causing glycosuria. Called also *saturation limit*. **l. of perception,** the limit of perception is reached when the object looked at has a visual angle of four or five minutes, thus making its image on the retina about the size of a retinal cone of from 3 3 to 3.6 microns in diameter.

limitans (lim'it-anz) [L. "limiting"]. Same as *membrana limitans*.

limitation, eccentric (lim-it-a'shun). A circumscribed condition of the visual field, more pronounced at some parts of the periphery than at others.

limitrophes (lim'it-rōfs) [Fr. "frontier lands"]. The sympathetic ganglia and their connections.

limitrophic (lim-it-rof'ik). Controlling nutrition.

Limnæa (lim'ne-ah). A genus of snails ,several species of which act as invertebrate host for the liver fluke (*Fasciola hepatica*).

Limnatis (lim-na'tis) A genus of the Hirudinea Some are very large. **L. granulo'sa** and **L. myso'melas** occasionally are parasitic in the nasal passages. **L. nilot'ica,** an African species that sometimes becomes lodged in the pharynx. It may be found in the normal cavities of animals

limnemia, limnæmia (lim-ne'me-ah) [Gr. λίμνη marsh + αἷμα blood]. Malarial cachexia.

limnemic (lim-ne'mik). Affected with malarial cachexia.

limo (li'mo), gen. *limo'nis*. Latin for *lemon* The fruit of the lemon-tree, *Cit'rus limo'num*. See *lemon*.

limonene (lim'o-nēn). An essential oil found in the peel of oranges and lemons. It is a terpene, C_3H_5 C_6H_8 CH_3.

limo'nis cor'tex [L.] The U. S. P. name for lemon peel.

limo'nis suc'cus [L.]. Lemon juice.

limophthisis (lim-of'this-is) [Gr. λίμος hunger + φθίσις wasting]. Wasting from lack of food or starvation.

limosis (li-mo'sis) [Gr. λίμος hunger]. Abnormal or morbid hunger.

limotherapy (li-mo-ther'ap-e) [Gr. λίμος hunger + θεραπεία cure] Hunger-cure, the treatment of disease by fasting or by a meager diet. used in dyspepsia, aneurysm, syphilis, and cancer.

limping (lim'ping). See *claudication*.

Linacre (lin'ak-er), Thomas A noted English physician and classic scholar, 1460-1524. He was physician to Henry VIII. He was the first president of the College of Physicians, London, and translated Galen from Greek into Latin.

linadin (lin'ad-in). A patented dry extract of the spleen of animals, combined with iodin and iron: used for malarial cachexia, splenomegaly, and leukemia.

linalool (lin-al'o-ol). The olefinic terpene alcohol, $(CH_3)_2C$ CH CH_2 CH_2 $C(CH_3)(OH)CH$ CH_2, of oil of lign aloe; found also in oil of coriander and various other volatile oils

linalyl acetate (lin'al-il). The fragrant ester in oil of bergamot.

lincture, linctus (lingk'tūr, lingk'tus) [L. *linc'tus* a licking]. An electuary; a thick, syrupy medicament to be taken by licking.

Lindemann's cannula, method (lin'de-manz). See under *cannula* and *method*.

linden (lin'den). See *Tilia*.

line (līn) [L *lin'ea*]. 1. Any stripe, streak, mark, or narrow ridge. 2. A measure equal to one-twelfth of an inch. **abdominal l.**, any line upon the abdomen indicating the boundary of a muscle. **absorption l's**, dark lines in the spectrum due to the absorption of light by the substance (usually an incandescent gas or vapor) through which the light has passed. Cf. *absorption bands*, under *band*. **accretion l's**, microscopic lines seen in sections of enamel marking successive layers of calcification. Called also *Retzius's lines*. **adrenal l.** See *Sergent's l.* **alveobasilar l.**, a line from the basion to the alveolar point. **alveolar l.**, a line from the nasion to the alveolar point. **alveolonasal l.**, a line from the alveolar to the nasal point. **Amberg's l.**, a line dividing into two halves the angle formed by the anterior border of the mastoid process and the temporal line. It indicates the most easily accessible part of the lateral sinus for a mastoid operation. Called also *lateral sinus line*. **l. of Amici.** Same as *Krause's membrane*, under *membrane*. **arcuate l.**, the iliopectineal line. **atropic l.**, a line normal to the plane of the axes of rotation of the eye. **auriculobregmatic l.**, a line from the auricular point to the bregma. **axillary l's** (anterior and posterior), lines from the axillary margin downward. **Baillarger's l.**, two bands of white fibers seen on section of the cerebral cortex, running parallel to the surface of the cortex. These lines are distinguished as *inner* and *outer*. In the area striata of the cortex only one of these lines (the outer) is visible and here it is known as the *l. of Gennari*. **base-l.**, a line from the infra-orbital ridge to the external auditory meatus and the middle line of the occiput. **base-apex l.**, a line perpendicular to the edge of a prism and bisecting the refracting angle of the prism. **basinasal l.**, a line from the basion to the nasion. **basiobregmatic l.**, a line from the basion to the bregma. **Baudelocque's l.**, the external conjugate diameter of the pelvis. **Beau's l's**, transverse lines on the finger-nails seen after wasting diseases. **bi-auricular l.**, a line from one auditory meatus over the vertex to the other. **bi-iliac l.**, a straight line joining the most prominent points of the two iliac crests. **blood l.**, a particular inherited character transmitted through several generations. **blue l.**, the characteristic line on the gums showing chronic lead-poisoning. **Borsier's l.**, a white mark made upon the skin by the finger-nail in the early stages of scarlet fever. **Brödel's white l.**, a longitudinal white line on the anterior surface of the kidney near the convex border. **Bruecke's l's**, broad bands alternating with Krause's membranes in the fibrils of the striated muscles. **Bryant's l.** 1 The vertical side of the iliofemoral triangle. 2 A test-line for detecting shortening of the femur. **Burton's l.** Same as *blue l.* **calcification l's**, accretion lines. **Camper's l.**, a line from the external auditory meatus to a point just below the nasal spine. **Chaussier's l.**, the median raphé of the callosum. **Chiene's l's**, a set of lines established to aid in localizing the cerebral centers. **Clapton's l.**, a green line on the gums in copper-poisoning. **clavicular l.**, a line following the course of the clavicles. **l. of communications**, in military medicine, the zone between the service of the interior and the zone of the advance. **Conrad's l.**, a line from the base of the xiphoid process to the point of the apex-beat, indicating the upper limit of percussion-dulness of the left lobe of the liver. **Corrigan's l.**, a purplish line on the gums in copper-poisoning. **costo-articular l.**, a line from the sternoclavicular joint to a point on the eleventh rib. **costoclavicular l.**, **parasternal l.**, a line midway from the nipple-line and the border of the sternum. **Crampton's l.**, a line on the abdomen to indicate the position of the common iliac artery. It extends from the apex of the cartilage of the last rib nearly to the crest of the ilium, then forward to a point just below the anterior superior spine. **cricoclavicular l.**, a line drawn from the cricoid cartilage of the larynx to the point upon the clavicle crossed by the upward projection of the anterior axillary line. **curved l's of the ilium** (superior, middle, and inferior), three prominent lines on the outer surface of the ala of the ilium. The areas limited by these lines give attachment to the glutei muscles. **curved l's of the occipital bone**, two lines (superior and inferior) on the outer surface of each half of the occipital bone. **Daubenton's l.**, a line from the opisthion to the basion. **l. of demarcation**, the boundary between gangrenous and healthy tissue. **De Salle's l.**, a line starting at the upper margin of the ala nasi and curving around the angle of the mouth; Jadelot's nasal line. **Dobie's l.** See *Krause's membrane*, under *membrane*. **Douglas's l.**, the curved lower edge of the inner layer of the aponeurosis of the internal oblique muscle; said to indicate some abdominal disorder. **Eberth's l's**, microscopic broken or scalariform lines at the junction of the cardiac muscle-cells. **ectental l.**, the line of junction between the ectoderm and entoderm. **Ellis's l.**, an S-shaped line on the chest, showing the upper border of pleuritic effusions. **embryonic l.**, the primitive tract in the center of the germinal area. **facial l.**, a straight line touching the glabella and a point at the lower border of the face; said to indicate some abdominal disorder. **Farré's white l.**, the boundary of the insertion of the mesovarium at the hilum of the ovary. **Feiss's l.**, a line from the internal malleolus to the plantar surface of the first metatarsophalangeal joint. **l. of fixation**, a straight line extending through the center of rotation of the eye to the object of vision. **focal l., anterior**, a line whose direction is perpendicular to the meridian of greatest curvature of a refracting surface. **focal l., posterior**, a line whose direction is perpendicular to that of the meridian of least curvature of a refracting surface. **Fraunhofer's l's**, dark lines of the solar spectrum. **Frommann's l's**, transverse marks on the axis-cylinder of a medullated nerve-fiber, rendered visible by silver nitrate. **gamma l's**, lines of very high frequency in the *x*-ray spectrum of an element which are related to its atomic number. **Gant's l.**, an assumed line on the femur below the trochanter major, for service as a guide in surgical operations. **genal l.**, one of Jadelot's lines, extending from the nasal line near the mouth toward the malar bone. **l. of Gennari.** See *l. of Baillarger*. **gingival l.** 1. A reddish streak on the edge of the gum. 2. The line where the cementum and enamel of a tooth join, and where the gum is attached to the neck of the tooth. **gluteal l's**, the curved lines of the ilium. **Gottinger's l.**, a line along the upper border of the zygomatic arch. **Granger l.**, a curved line seen in radiographs of skulls produced by that portion of the upper surface of the sphenoid bone called the optic groove. **Gubler's l.**, a line connecting the apparent origins of the roots of the fifth nerve. **Haller's l.**, the linea splendens. **Helmholtz's l.**, a line perpendicular to the plane of the axis of rotation of the eyes. **Hensen's l.**, the light line in the middle of the dark band of a sarcomere. **Hilton's l.**, a white line which marks the junction of the skin of the perineum with the anal mucosa. **Holden's l.**, a sulcus below the inguinal fold, crossing the capsule of the hip. **Hunter's l.**, the linea alba. **iliopectineal l.**, a ridge on the ilium and pubes showing the brim of the true pelvis. **incremental l's**, lines that are supposed to show the laminar structure of dentin. **infracostal l.**, a line connecting the lower borders of the tenth costal cartilages. **infrascapular l.**, a horizontal line at the level of the inferior angles of the scapulæ. **intercondylar l.**, **intercondyloid l.**, a line on the posterior surface of the femur uniting the condyles and giving attachment to the posterior part of the capsule of the knee.

interspinal l., a line on the abdomen connecting the two anterior superior iliac spines. **intertrochanteric l's**, two lines (anterior and posterior) on the anterior and posterior surfaces of the femur, between the trochanters. **intertuberal l.**, a line drawn between the prominences of the frontal bone. **intertubercular l.**, an imaginary line drawn transversely across the abdomen at the level of the iliac crests. **isothermal l's**, imaginary lines drawn through places that have the same average temperature at a given time. **Jadelot's l's**, lines of the face in young children, supposed to be indicative of disease: the genal, nasal, labial, and oculozygomatic lines (q. v.). Called also *Jadelot's furrows* or *traits*. **K l's, L l's, M l's, N l's, O l's, P l's**, groups of lines in a spectrum. They are arranged according to certain mathematical relations and are determined by the stability level to which the radiating electron falls; the K lines come from the level nearest the nucleus of the atom. **l. of Kaes**, a thin zone or strip of fibers in the supraradiary zone of white matter of the cerebral cortex. **Kilian's l.**, the linea prominens of the promontory of the sacrum **Krause's l.** See *Krause's membrane*, under *membrane*. **L l's.** See under *K lines*. **labial l.**, one of Jadelot's lines, from the angle of the mouth outward. said to indicate disease of the lungs **lateral sinus l.** See *Amberg's l.* **lead l.**, a bluish line at the edge of the gums in lead-poisoning. **Ligar's l.** 1 An imaginary line from the posterior superior spine of the ilium to the midpoint between the tuberosity of the ischium and the great trochanter; the emergence of the gluteal artery is at the point of the upper trisection of this line. 2 A line from the posterior superior spine of the ilium to the tuberosity of the ischium· at its lower trisection the sciatic and pubic arteries emerge. **M l's.** See under *K lines*. **mammary l.**, a line from one nipple to the other. **mammillary l.**, a vertical line through the center of the nipple. **McKee's l.**, a guide to the common iliac artery, being a line drawn from the tip of the cartilage of the eleventh rib to a point an inch and a half to the inner side of the anterior superior spine, then curving downward and forward and inward to a point just above the abdominal ring **Meyer's l.**, the axial line of the big toe which if extended passes through the center of the heel if shoes have never been worn. **midaxillary l.**, a perpendicular line from the middle of the axilla **midclavicular l.**, a perpendicular line let fall from the center of the clavicle. Called also *mammillary l.* **midspinal l.**, a perpendicular line down the middle of the spinal cord. **midsternal l.**, a topographic line passing through the middle of the sternum from the cricoid cartilage to the xiphoid. **milk l.**, the line of thickened epithelium in the embryo along which the mammary glands are developed. **Monro's l.**, a straight line from the umbilicus to the anterior superior spine of the ilium. **Monro-Richter l.**, a line from the umbilicus to the left anterior superior iliac spine. **Moyer's l.**, a line from the middle of the body of the third sacral vertebra to a point midway between the anterior superior iliac spines. **mylohyoidean l.**, a ridge on the inner surface of the lower jaw. **nasal l.**, one of Jadelot's lines extending from the ala nasi in a semicircle around the mouth. **nasobasilar l.**, a line through the basion and nasal point. **nasolabial l.**, the furrow extending from the ala nasi to the angle of the mouth. **Nélaton's l.**, a line from the anterior superior process of the ilium to the most prominent part of the tuberosity of the ischium. **nigra l.** See *linea nigra*. **nipple-l.** Same as *mammillary l.* **nuchal l's** (inferior, median, and superior), three lines on the outer surface of the occiput. **oblique l.**, a name applied to many lines, as of the fibula, radius, thyroid cartilage, tibia, etc. **l. of occlusion**, Angle's term for "the line with which, in form and position according to type, the teeth must be in harmony if in normal occlusion." **ocular l., oculozygomatic l.**, one of Jadelot's lines, extending outward from the inner canthus toward the zygoma: said to be a sign of some disorder of the nervous system. **Ogston's l.**, a line from the tubercle of the femur to the intercondylar notch. **omphalospinous l.**, a line on the abdomen connecting the umbilicus and the superior spine of the ilium; on it is situated McBurney's point. **parasternal l.**, the costoclavicular line. **pectineal l.**, the portion of the iliopectineal line that lies on the pubic bone. **Pickerill's imbrication l's**, the horizontal lines on the surface of tooth enamel. **Poirier's l.**, a line running from the nasofrontal angle to a point just above the lambda. **popliteal l.**, an oblique line on the posterior surface of the tibia for the attachment of the popliteus muscle. **Poupart's l.**, an imaginary line on the surface of the abdomen passing perpendicularly through the center of Poupart's ligament **precentral l.**, a line on the head, extending from a point midway between the inion and glabella downward and forward. **primitive l.**, the primitive streak. **profile l.** Same as *Camper's l.* **pure l.**, a group of individuals traceable through self-fertilized lines to a single homozygous ancestor. **quadrate l.**, a line on the posterior surface of the femur. **respiratory l.**, a line that connects the bases of the upstrokes in a sphygmogram. **Retzius's l's**, accretion lines. **Robson's l.**, an imaginary straight line drawn from the nipple to the umbilicus. **Rolando's l.**, a line on the head marking the position of the fissure of Rolando beneath. **Roser's l.** Same as *Nélaton's l.* **Salter's l.**, the incremental line of dentin. **scapular l.**, a vertical downward line from the lower angle of the scapula. **Schreger's l's**, lines in dentin, probably due to an optic illusion, and ascribed to the primary curvatures of the dentinal tubules. **semicircular l.** Same as *Douglas's l.* **semilunar l.** See *linea semilunaris* **Sergent's white adrenal l.**, a white line on the abdomen which follows drawing of the fingernail across it seen in cases of defective adrenal activity. **Shenton's l.**, a curved line seen in the radiogram of the normal hip joint, formed by the top of the obturator foramen. **side-sternal l.**, a line along the border of the sternum on either side. **l. of sight**, a straight line from the center of the pupil to the object viewed. **Spigelius's l.**, a crescentic line at the insertion of the transversalis abdominis muscle into its tendon. **sternal l.**, a line paralleling the lateral border of the sternum **sternomastoid l.**, a line from the heads of the sternomastoid to the mastoid process **subcostal l.**, an imaginary transverse line on the surface of the abdomen at the level of the lower edge of the tenth costal cartilage **supra-orbital l.**, a line across the forehead, just above the root of the external angular process of the frontal bone. **sylvian l.**, a line upon the head indicating the direction of the fissure of Sylvius. It extends from the external angular process of the frontal bone to a point three-fourths of an inch below the most prominent point of the parietal bone. **Thompson's l.**, a red line upon the gums in pulmonary tuberculosis. **thyroid red l.**, an erythematous line produced by irritating the skin on the front of the neck and upper part of the chest in patients with hyperthyroidism. **Topinard's l.**, a line between the glabella and the mental point. **trapezoid l.**, the mark of the attachment of the trapezoid ligament to the clavicle. **umbilico-iliac l.**, a line joining the umbilicus and the anterior superior spine of the ilium. **l. of Venus**, the principal transverse line on the palmar surface of the wrist. **Virchow's l.**, a line from the root of the nose to the lambda. **visual l.**, a line from the object seen, through the nodal point of the eye, to the macula lutea. **Voigt's boundary-l's**, lines which delimit the distribution of peripheral nerves. **Wagner's l.**, a thin, whitish line at the junction of

the epiphysis and diaphysis of a bone formed by preliminary calcification. **Waldeyer's l.** Same as *Farré's white l.* **white l.** 1. The linea alba. 2. A whitish band in the pelvic fascia, from the lower part of the symphysis pubis to the lower part of the spine of the ischium. 3. A pale line seen after scratching the skin and considered to be a sign of decreased arterial tension. **white adrenal l.** See *Sergent's l* **Wrisberg's l's,** a set of filaments connecting the motor and sensory roots of the trigeminus nerve. **l's of Zahn,** corrugations on the free surface of a thrombus formed by the projecting edges of the lamellæ of blood-platelets. **Zöllner's l's,** a set of lines of peculiar arrangement designed to be used as an ocular test.

linea (lin'e-ah), pl. *lin'eæ.* Latin for *line.* **l. al'ba** [L. "white line"] [B N A], the tendinous mesial line down the front of the abdomen, giving attachment to the oblique and transverse abdominal muscles. **l. al'ba cervica'lis,** the middle line of the neck where the fascial sheaths of the sternothyroid and sternohyoid muscles blend. **l. albican'tes,** the white abdominal lines seen after pregnancy. **l. arcua'ta** [B N A], the iliopectineal line **l. as'pera** [B N A], a rough longitudinal line on the dorsum of the femur. **l. hepat'ica,** a palmar line which takes a vertical course across the linea cephalica and linea neuralis. **l. mensa'lis,** the lines on the palm of the hand caused by the flexion of the middle, ring-, and little fingers. **l. ni'gra,** the pigmented line which frequently forms during pregnancy on the abdomen, extending upward from the pubes in the median line. **l. quadra'ti,** a line on the femur which marks the insertion of the quadratus femoris **l. semicircula'ris** [B N A], Douglas's semilunar fold See under *fold.* **l. semiluna'res** [B N A], a pair of curved lines, one on either side of the linea alba **l. spige'lii,** the outer border of the aponeurosis of the transversalis muscle **l. splen'dens,** a fibrous band down the anterior surface of the pia mater of the spinal cord. **l. tempora'lis,** a line on the temporal bone marking the boundary that separates the squamous from the mastoid portion. **l. transver'sæ,** the transverse tendinous lines on the abdomen connecting the linea alba and the lineæ semilunares **l. vita'lis,** the line of life a palmar line curving around the base of the thumb.

linear (lin'e-ar) [L. *linea'ris*]. Pertaining to or resembling a line

lingism (ling'izm) [after Peter H. *Ling,* Swedish poet and gymnast, 1776–1839]. The movement cure; kinesitherapy.

lingua (ling'wah). Latin for *tongue.* **l. fræna'ta,** tongue-tie. **l. geograph'ica,** the geographic tongue; the presence on the tongue of map-like denudations bordered by thickened epithelium **l. ni'gra,** black tongue **l. plica'ta,** furrowed tongue. **l. villo'sa ni'gra,** black tongue. See under *tongue*



Linguatula, larval form (Mitchell).

lingual (ling'wal) [L *lingua'lis*]. Pertaining to the tongue

linguale (ling-wa'le) The point at the upper end of the symphysis of the lower jaw on its lingual surface.

lingualis (ling-wa'lis) [L.]. See *muscles, table of.*

lingually (ling'wal-e). Toward the tongue.

Linguatula (ling-wat'u-lah). A genus of arthropods which, in the adult form, inhabit the frontal, nasal, and maxillary sinuses of animals and sometimes of man. Their larval form (known as *Pentastoma* and *Porocephalus*) infests the digestive organs and lungs Called also *tongue worms.* **L. rhina'ria (serra'ta),** the species found in man; both the larval and the adult forms have been found.

linguatuliasis (ling-wat-u-li'as-is). Invasion of the body by *Linguatula.*

lingula (lin'gu-lah) [L. "little tongue"]. A tongue-like structure, especially the lingula cerebelli. **l. cerebel'li** [B N A], a small eminence on the ventral surface of the cerebellum where the anterior medullary velum joins the vermis. **l. mandib'ulæ** [B N A], the sharp anterior border of the inferior dental foramen **l. pulmo'nis,** a projection from the lower portion of the upper lobe of the left lung, just beneath the incisura cardiaca. **l. of the sphenoid,** a ridge between the body and greater wing of the sphenoid. **l. wrisber'gii,** fibers joining the motor and sensory roots of the trifacial nerve.

linguodistal (lin"gwo-dis'tal). Distally and toward the tongue.

linguogingival (lin"gwo-jin'jiv-al). Relating to the tongue and the gums.

linguopapillitis (lin"gwo-pap-il-i'tis) [L. *lin'gua* tongue + *papillitis*]. Small painful ulcers around the papillæ of the edges of the tongue.

linguotrite (lin'gwo-trit). An instrument for seizing the tongue and drawing it forward.

linguoversion (lin-gwo-ver'shun). The state of being displaced lingually to the line of occlusion: said of a tooth.

Linim. Abbreviation for *liniment.*

liniment (lin'im-ent) [L. *linimen'tum; lin'ere* to smear] An oily liquid preparation to be rubbed upon the skin. Among the more important liniments are the ammonia liniment (*linimen'tum ammo'niæ*), belladonna liniment (*l. belladon'næ*), lime liniment (*l cal'cis, carron oil*), camphor liniment (*l. cam'phoræ, camphorated oil*), chloroform liniment (*l. chlorofor'mi*), compound opium liniment (*l. o'pii compos'itum*), liniment of lead subacetate (*l plum'bi subace'tatis*), camphorated soap liniment (*l saponato-camphora'tum*), soap liniment (*l sapo'nis*), soft-soap liniment (*l sapo'nis mol'lis*), compound mustard liniment (*l sina'pis compos'itum*), turpentine liniment (*l terebin'thinæ*), acetic turpentine liniment (*l. terebin'thinæ acet'icum*), and croton oil liniment (*l. tig'lii*). **A.B.C. l.,** a liniment composed of equal parts of the liniments of aconite, belladonna, and chloroform. **anodyne l.,** opium liniment. **camphor l.** [L. *l. cam'phoræ,* U. S. P.], camphor, 20 parts, cotton-seed oil, 80 parts. **camphor l., compound** [L. *l. cam'phoræ compos'itum*], contains camphor, ammonia, oil of lavender, and alcohol. **chloroform l.** (U. S. P.), chloroform, 30 parts, soap liniment, 70 parts **drying l.,** a solution of a drug in some mucilaginous liquid which on drying leaves a permanent film **kentish l.,** linimentum terebinthinæ. **lime l.** See *carron oil,* under *oil.* **mercurial l.,** a liniment containing 1 ounce of ointment of mercury, 160 minims of strong solution of ammonia, and liniment of camphor enough to make 1½ fl oz **Pick's l.,** a preparation of 75 gr. gum tragacanth, 30 min. of glycerin, and 2½ fl.dr. of water used in dry eczema. **soap l.** (U. S. P.), soap, dried and granulated, 60 gm.; camphor, 45 gm., oil of rosemary, 10 c.c.; alcohol, 700 c.c., water to make 1000 c.c. **l. of soft soap,** soft soap, 650 gm., oil of lavender, 20 c.c., water to make 1000 c.c. **St. John Long's l.,** linimentum terebinthinæ aceticum. **Stokes's l.,** an acetic turpentine liniment

linimentum (lin-im-en'tum) [L.]. See *liniment.* **l. cal'cis.** See *carron oil,* under *oil.* **l. campho'ræ** (U. S. P.) See *camphor liniment,* under *liniment* **l. chlorofor'mi** (U. S. P.). See *chloroform liniment,* under *liniment.* **l. sapo'nis** (U. S. P.) See *soap liniment,* under *liniment* **l. sapo'nis mol'lis** (U. S. P.), liniment of soft soap. **l. volat'ile,** ammonia liniment.

linin (li'nin) [L. *li'num* thread]. The faintly staining substance composing the fine, net-like threads found in the nucleus of a cell, where it bears the chromatin in the form of granules. Cf. *achromatin.*

linitis (lin-i'tis) [Gr. λίνον web + *-itis* inflammation]. Inflammation of the gastric cellular tissue.

l. plas'tica, diffuse hypertrophy of the submucous connective tissue of the stomach, rendering the walls of the stomach rigid, thick, and hard, like a leather bag. Called also *Brinton's disease, hypertrophic gastritis, gastric sclerosis, cirrhosis of the stomach,* and *leather-bottle stomach.*

linkage, linking (ling'āj, ling'king). 1. The bond used in constitutional chemical formulas to represent one valency. 2. In genetics, the hanging together of neighboring genes of the same chromosome throughout the processes of heredity.

linked (linkt). United so as to be inherited together; as *linked* characters.

Linognathus (lin-og'na-thus). A genus of sucking lice, *L. peda'lis,* infests sheep, *L. pilif'erus,* the dog; *L. sten'opis,* the goat, and *L. vulu'li* is the long-nosed louse of the ox

linolein (lin-o'le-in) [L. *li'num* flax + *o'leum* oil]. A neutral fat from linseed oil; the glycerid of linoleic acid.

linonine (lin-o'nīn). A proprietary expectorant and cough remedy and substitute for cod-liver oil.

linoval (li'no-val). A proprietary ointment-base.

linoxanthin (li-no-zan'thin) [L *li'num* flax + Gr. *ξανθός* yellow] An orange-yellow pigment produced by *Sarci'na auranti'aca;* it is the coloring-matter of orange pus.

linseed (lin'sēd). The seeds of flax, *Li'num usitatis'simum:* demulcent and emollient. The seed affords a fixed drying-oil (*o'leum li'ni*), and the residue left after the removal of the oil is used in preparing poultices The freshly ground seed is used as a demulcent in irritations of the pharynx and of the respiratory and urinary passages. Dose of oil, 1–2 fl oz (30–60 c c).

lint (lint) [L. *lin'teum,* from *li'num* flax]. An absorbent dressing-material made by scraping or picking apart old woven linen, also a specially finished woven fabric for surgical dressing **cotton l.,** a lint of inferior quality prepared from cotton fabrics **patent l.** Same as *sheet-l.* **picked l.** [L *lin'teum carp'tum*], charpie, lint prepared by hand **scraped l.,** lint prepared by scraping. **sheet-l.,** a form of lint in sheets, prepared by machinery

Lint. Abbreviation for L. *lin't.um,* lint

lintin (lin'tin). A loose fabric of prepared absorbent cotton used in dressing wounds.

lintine (lin'tēn). A cotton lint from which the oil has been removed.

linum (li'num). Latin for *flax* and for *linseed.* See *linseed*

Li_2O. Lithium oxid.

liodermia (li-o-der'me-ah). See *leiodermia.*

LiOH. Lithium hydroxid.

liomyofibroma (li''o-mi-o-fi-bro'mah). Leiomyofibroma

liomyoma (li''o-mi-o'mah). See *leiomyoma.*

liomyosarcoma (li''o-mi-o-sar-ko'mah). See *leiomyosarcoma.*

Liouville's icterus (le-oo'vēlz) [Henri *Liouville,* French physician, 1837–1887]. Icterus neonatorum

lip (lip). 1. Either of the fleshy folds at the orifice of the mouth. 2. Any labium or marginal part. **double l.,** redundancy of the submucous tissue and mucous membrane of the lip on either side of the median line **hare-l.** See *harelip* **rhombic l.,** the lateral boundary of the rhombencephalon during embryonic life

lipacidemia (lip''as-id-e'me-ah) [Gr. λίπος fat + L. *ac'idus* acid + Gr *αἷμα* blood]. The presence of any fatty acid in the blood.

lipaciduria (lip''as-id-u're-ah) [Gr λίπος fat + L. *ac'idus* acid + Gr *οὖρον* urine]. The presence of any fatty acid in the urine.

lipæmia (lip-e'me-ah). See *lipemia.*

lipamin (lip'am-in). A compound isolated from the corpus luteum, said to have a stimulating effect on the menstrual flow.

lipanin (lip'an-in). Olive oil (100 parts) and oleic acid (6 parts); used as a substitute for cod-liver oil. Dose, 1–4 fl dr. (4–16 c.c).

Liparis (lip'ar-is). Same as *Euproctis.*

liparocele (lip-ar'o-sēl) [Gr. λιπαρός fat + *κήλη* tumor] A fatty scrotal tumor, also a hernia containing fatty material.

liparomphalus (lip-ar-om'fal-us) [Gr. λίπος fat + *ὀμφαλός* navel]. A fatty tumor of the navel.

lipase (lip'ās) [Gr λίπος fat + *ase*] A fat-splitting ferment occurring in the liver, pancreas, stomach, and other digestive organs and also in certain plants. Called also *steapsin* and *pialyn.*

lipasuria (lip-ās-u're-ah). The presence of lipase in the urine.

lipectomy (lip-ek'to-me) [Gr. λίπος fat + *ἐκτομή* excision] Excision of fatty tissue.

lipemia, lipæmia (lip-e'me-ah) [Gr. λίπος fat + *αἷμα* blood] The presence of fat or oil in the blood. **l. retina'lis,** an alteration in the appearance of the retinal blood-vessels seen in certain cases of lipemia.

lipese (lip'ēs). An enzyme which brings about the synthesis of fats.

liphemia (li-fe'me-ah). Lipemia.

lipid, lipide (lip'id) One of a group of substances which includes the fats and esters having analogous properties.

lipidtemns (lip'id-temz). A collective name for the products produced by the digestion of fats, namely, glycerol and fatty acids.

lipin (lip'in) [Gr λίπος fat] A general term for the fats and fat like substances, a class of organic substances which are insoluble in water, soluble in alcohol, ether, chloroform, and other fat solvents, and which have a greasy feel. The lipins include the fats and fatty acids, the fatty oils, essential oils, waxes, sterols, phospholipins, glycolipins, sulpholipins, and aminolipins **amino l.,** a lipin containing amino nitrogen.

lipiodin (lip-i'o-din) [Gr λίπος fat + *iodin*]. Iodipin in solid form.

lipiodol (lip-i'o-dol). A solution of iodin in poppy-seed oil, used as an opaque medium in radiography

lipoblast (lip'o-blast) [Gr. λίπος fat + *βλαστός* germ] A specialized connective-tissue cell which develops into a fat cell

lipoblastoma (lip''o-blas-to'mah) [Gr λίπος fat + *βλαστος* germ + *-ωμα* tumor]. Same as *lipoma.*

lipocardiac (lip-o-kar'de-ak) [Gr. λίπος fat + *καρδία* heart]. Relating to a fatty heart

lipocele (lip'o-sēl) [Gr. λίπος fat + *κήλη* tumor]. Adipocele.

lipoceratous (lip-o-ser'at-us). Same as *adipoceratous*

lipocere (lip'o-sēr) [Gr. λίπος fat + L. *ce'ra* wax]. Same as *adipocere.*

lipochondroma (lip''o-kon-dro'mah) [Gr. λίπος fat + *χόνδρος* cartilage + *-ωμα* tumor]. A chondroma containing fatty elements.

lipochrin (lip'ok-rin) [Gr. λίπος fat + *ὠχρός* sallow] A pigment from the retinal fat-globules

lipochrome (lip'ok-rōm) [Gr λίπος fat + *χρῶμα* pigment]. Any one of a special group of animal fat-pigments; a pigment which is either a fat, a compound of fat, or a solution of a substance in fat (*lipofuchsin*) The lipochromes include the pigments of fat, butter, and egg-yolk, serum, lutein, the chromophanes, and several bacterial pigments.

lipocithin (lip-os'ith-in). A combination of lecithin and cholesterol in olive oil used as a restorative.

lipoclasis (lip-ok'las-is) [Gr. λίπος fat + *κλάσις* breaking]. The splitting up of fat.

lipoclastic (lip-o-klas'tik) [Gr λίπος fat + κλαστικός breaking up]. Lipolytic, fat-splitting.

lipocyanin (lip-o-si'an-in) [Gr. λίπος fat + κύανος blue]. A blue pigment resulting from the action of strong sulphuric acid on lipochrome.

lipodieresis (lip"o-di er'es-is) [Gr λίπος fat + *dieresis*]. The splitting or destruction of fat.

lipodysentery vaccine (lip-o-dis'en-ter-e). A lipovaccine for dysentery.

lipodystrophia (lip"o-dis-tro'fe-ah). Lipodystrophy. **l. intestina'lis,** intestinal lipodystrophy. **l. progressi'va,** a disease of women characterized by the progressive disappearance of subcutaneous fat from the parts above the pelvis, facial emaciation, and abnormal accumulation of fat about the thighs and buttocks (A. Simons, 1911)

lipodystrophy (lip-o-dis'tro-fe) [Gr. λίπος fat + δυστροφία dystrophy]. Any disturbance of fat metabolism. **intestinal l.,** a disease marked by diarrhea with fatty stools, arthritis, emaciation, and loss of strength It is attended with deposit of fat in the intestinal lymphatic tissue.

lipoferous (lip-of'er-us) [Gr. λίπος fat + L. *fer're* to carry]. 1. Carrying fat. 2. Same as *sudonophil.*

lipofibroma (lip"o-fi-bro'mah). A lipoma containing fibrous elements.

lipofuscin (lip-o-fus'sin) Any one of a class of fatty pigments formed by the solution of a pigment in fat. Cf *lipochrome.*

lipogenesis (lip-o-jen'es-is) [Gr. λίπος fat + *genesis*]. The formation of fat.

lipogenetic, lipogenic (lip"o-jen-et'ik, lip-o-jen'-ik) Forming or producing fat.

lipogenin (lip-oj'en-in). A mixture of fatty acids used as an ointment-base.

lipogenous (lip-oj'en-us) [Gr λίπος fat + γεννᾶν to produce]. Producing fatness

lipohemia (lip-o-he'me-ah) Lipemia.

lipoid (lip'oid) [Gr λίπος fat + εἶδος form] Any one of a class of cell components, other than liquid fats, which can be extracted with organic solvents like alcohol and ether They include the phosphoLipins (phosphatids), glycoLipins (cerebrosids), sterols, glycoLipins, sulpholipins, and aminoLipins **acetone-insoluble l's,** the lipoids, consisting largely of leicthins, precipitated from an ethereal extract of dried ox-heart by adding an excess of acetone. They are used as an antigen in the Wassermann test after being brought into solution in a mixture of 1 part of ether and 9 parts of methanol. **anistropic l.,** a lipoid having doubly refractive properties. **brain l.,** an impure cephalin extracted from brain substance and used in checking hemorrhage by accelerating the coagulation of the blood. **Frossmann's l.** See *Frossmann's antigen,* under *antigen.*

lipoidase (lip'oi-dās). An enzyme which splits up lipoids

lipoidemia (lip-oi-de'me-ah) [*lipoid* + Gr. αἷμα blood]. The presence of lipoids in the blood.

lipoidosis (lip-oi-do'sis). The presence of lipoids in the cells.

lipoiodin (lip-o-i'o-din) The ethyl ester of diiodized erucic acid, $CH_3.(CH_2)_7.CI\ CI\ (CH_2)_{11}.CO\ O.C_2H_5$· used like the iodids. Dose, 5–20 gr. (0.3–1.5 gm.).

lipolipoidosis (lip"o-lip-oi-do'sis) The presence of lipoids and neutral fats in the cells.

lipolysis (lip-ol'is-is) [Gr. λίπος fat + λύσις dissolution]. The decomposition or splitting up of fat.

lipolytic (lip-o-lit'ik). Having the power of producing lipolysis, fat-splitting.

lipoma (lip-o'mah) [Gr λίπος fat + -ωμα tumor]. A fatty tumor; a tumor made up of fat-cells. Lipomata are painless and benign, but may become the seats of gangrene or fat-necrosis **l. annula're col'li,** diffuse lipomatosis in the neck producing a collar-like enlargement in the region. **l. arbores'cens,** a lipoma within a joint having a tree-like form. **l. capsula're,** a fatty tumor due to increase of the fat adjacent to the mamma. **l. caverno'sum,** a lipoma containing blood spaces. **l. du'rum,** steatoma **l. fibro'sum,** a fatty tumor with framework of fibrous tissue. **l. myxomato'des,** a myxolipoma. **nevoid l.,** a lipoma containing many blood-vessels. **l. ossif'icans,** a lipoma containing bony tissue. **l. petrif'icans,** a calcified lipoma. **l. petrif'icum ossif'icans,** an ossified lipoma. **l. sarcomato'des,** liposarcoma. **telangiectatic l.,** a lipoma containing dilated blood-vessels.

lipomatoid (lip-o'mat-oid). Resembling a lipoma.

lipomatosis (lip-o-ma-to'sis). An excessive proportion of fat in the tissues; obesity; also fatty degeneration. **diffuse symmetric l.,** abnormal increase of subcutaneous fat in the parts above the pelvis, usually in males. **nodular circumscribed l.,** the formation of multiple circumscribed or encapsulated lipomas They are often accompanied by local tenderness and constitutional symptoms.

lipomatous (lip-o'mat-us). Affected with or of the nature of lipoma.

lipomeria (li-po-me're-ah) [Gr. λείπειν to leave + μέρος a part] Monstrosity consisting of the congenital absence of a limb.

lipometabolic (lip"o-met-ab-ol'ik) Pertaining to metabolism of fat.

lipometabolism (lip"o-met-ab'o-lizm) [Gr. λίπος fat + *metabolism*]. The metabolism of fat.

lipomyoma (lip"o-mi-o'mah). A myoma containing fatty tissue.

Lipomys'sus baco'ti. A mite commonly found on rats, but which may also greatly annoy man.

lipomyxoma (lip"o-miks-o'mah) [*lipoma* + *myxoma*]. A lipoma with myxomatous elements.

lipopectic (lip-o-pek'tik). Characterized by lipopexia

lipopeptid (lip-o-pep'tid). A compound of amino-acids and fatty acids.

lipopexia (lip-o-pek'se-ah) [Gr λίπος fat + πῆξις fixation]. The accumulation of fat in the tissues.

lipophagic (lip-o-fa'jik) [Gr λίπος fat + φαγεῖν to eat]. Consuming or absorbing fat.

lipophagy (lip-of'aj-e) [*lipophagic*] 1 The destruction of fat, lipolysis 2 Fat eating

lipophil (lip'o-fil) [Gr. λίπος fat + φιλεῖν to love]. Having an affinity for fat, absorbing fat

lipophrenia (li-po-fre'ne-ah) [Gr λείπειν to fail + φρήν mind]. Failure of the mental powers.

lipoprotein (lip-o-pro'te-in) A compound of protein with a lipin.

liporhodin (lip-o-ro'din) [Gr. λίπος fat + ῥόδον rose]. A red lipochrome.

liposarcoma (lip"o-sar-ko'mah) [*lipoma* + *sarcoma*] Sarcoma containing fatty elements.

lipose, liposin (lip'ōs, lip-o'sin) [Gr λίπος fat]. A lipase occurring in the blood.

liposis (lip-o'sis) [Gr λίπος fat] Lipomatosis.

liposome (lip'o-sōm) [Gr. λίπος fat + σῶμα body]. One of the particles of lipoidal material held emulsionized in tissues in the form of "invisible fat."

lipostomy (li-pos'to-me) [Gr. λείπειν to leave + στόμα mouth]. Atrophy of the mouth

lipothymia (li-po-thi'me-ah) [Gr λείπειν to leave + θυμός mind]. Faintness or swooning; a swoon or faint.

lipotrophic (lip-o-trof'ik) Increasing bodily fat.

lipotrophy (lip-ot'ro-fe) [Gr. λίπος fat + τροφή nutrition]. Increase of bodily fat.

lipotropic (lip-o-trop'ik). Having an affinity for fats or oils.

lipotropy (lip-ot'ro-pe) [Gr. λίπος fat + τροπή a turning]. Affinity for oils and fats or for fatty tissue.

lipotuberculin (lip-o-tu-ber'ku-lin). A lipovaccine for tuberculosis.

lipovaccine (lip-o-vak'sin) [Gr. λίπος fat + *vaccine*]. A vaccine prepared with a vegetable oil as the menstruum.

lipoxanthin (lip-o-zan'thin) [Gr. λίπος fat + ξανθός yellow]. A yellow lipochrome.

lipoxeny (li-pok'sen-e) [Gr. λείπειν to leave + ξένος host]. The desertion of the host by a parasite.

lipoxidemia (lip-oks-id-e'me-ah) [Gr λίπος fat + ὄξυς acid + αἷμα blood]. Same as *lipacidemia*.

lipoxysm (lip-oks'izm) [Gr. λίπος fat + ὀξύς sharp, acid]. Poisoning by oleic acid.

lipping (lip'ing). The development of a bony lip in osteoarthrosis.

lippitude (lip'it-ūd) [L. *lippitu'do; lip'pus* bleareyed]. Marginal blepharitis or blear-eye.

Lippmann's electrometer [Gabriel *Lippmann*, French physicist, born 1845]. See *electrometer*.

lipuria (lip-u're-ah) [Gr. λίπος fat + οὖρον urine]. The presence of oil or fat in the urine.

Liq. Abbreviation for *liquor*.

liqual (li'kwal). A solution of aluminum acetate and hydrogen dioxid. used as a wound dressing.

liquefacient (lik-we-fa'shent) [L. *liquefa'ciens*]. Having the quality to convert a solid material into a liquid, producing liquefaction.

liquefaction (lik-we-fak'shun) [L. *liquefac'tio; lique're* to flow + *fa'cere* to make]. Change into a liquid form.

liquefactive (lik-we-fak'tiv). Causing, pertaining to, or characterized by, liquefaction.

liquescent (lik-wes'ent) [L. *liques'cere* to become liquid]. Tending to become liquid; becoming liquid.

liqueur (li-ker') [Fr.]. An aromatized alcoholic drink; a cordial.

liquid (lik'wid) [L. *liq'uidus; lique're* to flow]. 1. A substance that flows readily without being melted. 2. Flowing readily; neither solid nor gaseous. **l. air,** air condensed by cold and pressure into a liquid: a most powerful refrigerant. **Bonain's l.,** an anesthetic for operations on the ear, consisting of phenol, 15 gr.; menthol, 15 gr.; and cocain hydrochlorid, 15 gr. **Cohn's l.,** a culture liquid for bacteria, consisting of a mixture of 1 part each of ashes of yeast and ammonium tartrate in 100 parts of distilled water. **Declat's l.,** a solution of carbolate of ammonia for external and internal use in cholera. **Dutch l.** See *ethylene diamine*. **Ebner's l.,** a decalcifying liquid for microscopic objects consisting of hydrochloric acid, 7 c.c.; distilled water, 100 c.c.; cold saturated solution of sodium chlorid, 100 c.c.

Liquidambar (lik-wid-am'bar) [L.]. 1. A genus of hamamelidaceous trees. *L. orienta'lis* and *L. altin'gia* afford storax, and *L. styraciflu'a* (sweetgum tree), of North America, yields a fragrant, gummy balsam which is stimulant in diarrhea, coughs, etc. 2. The balsam afforded by *L. styraciflu'a*.

liquiform (lik'wif-orm). Resembling a liquid.

liquor (Eng. lik'er, Lat. li'kwor), pl. *liquo'res* [L. "a liquid"]. A liquid; an aqueous solution; a solution not obtained by distillation. **l. ac'idi arsenio'si** (U. S. P.), **l. arsen'ici hydrochlor'ici,** a solution of arsenic trioxid in hydrochloric acid and water. Dose, 2–5 min. (0.133–0.333 c.c.). **l. adhæ'sivus,** a solution of nitrated cellulose in acetone, which, when applied to the skin, forms a film like collodion. **alcoholic l.,** a beverage containing alcohol, whether distilled or fermented. **l. ammo'nii aceta'tis** (U. S. P.), spirit of Mindererus; an aqueous solution containing 7 per cent. of ammonium acetate. Dose, 4 fl.dr. (15 c.c.). **l. am'nii,** the fluid contained in the amnion. **l. arse'ni brom'idi,** Clemens's solution; a 1 per cent. solution of the bromid of arsenic. Dose, 1–5 min. (0.066–0.333 c.c.). **l. arse'ni et hydrar'gyri iodi'di** (U. S. P.), Donovan's solution of the iodids of arsenic and mercury: used in syphilis and in skin diseases. Dose, 2–10 min (0.133–0.666 c.c.). **l. of Batavia,** for cholera: laudanum, 6 c.c.; ether, 2½ c.c.; orange-flower water, 6 c.c. **l. bellos'tii,** a solution of mercury nitrate in water slightly acidified with nitric acid: used in testing the urine for paresis; 10 to 15 drops are added to a few cubic centimeters of urine. In negative cases a white or yellowish precipitate is formed; in positive cases the precipitate is gray or blackish, and the supernatant fluid is yellowish. **l. cal'cii hydrox'idi** (U. S. P.), **f. cal'cis,** lime-water, a saturated solution of calcium hydroxid in water. **l. cho'rii,** the false waters, a liquid which separates the amnion from the chorion in the early stages of gestation. **l. cor'neæ,** the liquid occupying the lymph-spaces of the cornea. **l. cotun'nii,** the perilymph of the internal ear. **l. cre'solis compos'itus** (U. S. P.), a 50 per cent. solution of cresol in soap. It is used as a disinfectant. **l. di'astos,** a digestant containing pepsin, diastase, trypsin, nux vomica, nitrohydrochloric acid, etc. **distilled l.,** any alcoholic beverage prepared by distillation. **l. enter'icus,** the intestinal juice. **l. epinephri'næ hydrochlo'ridi** (U. S. P.), a solution of epinephrin hydrochlorid. **l. epipas'ticus,** a 50 per cent. acetic acid tincture of cantharides used as a blistering liquid. **fermented l.,** a beverage prepared by fermentation. **l. fer'ri chlo'ridi** (U. S. P.), a solution of ferric chlorid. **l. fer'ri et ammo'nii aceta'tis** (U. S. P.), solution of iron and ammonium acetate, Basham's mixture. Dose, 4 fl.dr. (15 c.c.). **l. fer'ri subsulpha'tis,** Monsel's solution. **l. fer'ri tersulpha'tis** (U. S. P.), a solution of normal ferric sulphate, $Fe_2(SO_4)_3$, about 10 per cent. **l. follic'uli,** the fluid that fills the follicle or space around the developing ovum within the ovary. **l. formaldehyd'i** (U. S. P.), an aqueous solution containing about 37 per cent. by weight of formaldehyd, HCHO. **l. hydrogen'ii diox'idi** (U. S. P.), an aqueous solution of hydrogen peroxid, about 3 per cent. by weight: used as an antiseptic. **l. hypoph'ysis.** Same as *l. pituitarii*. **l. i'odi compos'itus** (U. S. P.), Lugol's solution. **l. magne'sii citra'tis** (U. S. P.), a solution of magnesium citrate sweetened and flavored. **malt l.,** ale, beer, or other fermented beverage having malt as its basis. **Morgagni's l.,** the fluid between the eye-lens and its capsule. **l. morphi'næ aceta'tis,** solution of acetate of morphin. Dose, 20–40 min (1.333–2.666 c.c.). **l. morphi'næ hydrochlora'tis,** solution of the hydrochlorid of morphin. Dose, 15–30 min (1–2 c.c.). **l. morphi'næ hypoder'micus,** Magendie's solution of the sulphate of morphin. **l. morphi'næ sulpha'tis,** solution of sulphate of morphin. Dose, 10–40 min (0.666–2.5 c.c.). **l. pancreat'icus,** the pancreatic juice. **l. pericar'dii,** the pericardial fluid. **l. pi'cis alkali'nus,** a liquid consisting of 2 parts of pine tar, 1 part of potassium hydroxid, and 5 parts of water: used externally for eczema. **l. pituita'rii** (U. S. P.), solution of the fresh posterior lobe of the pituitary body of cattle. **l. plum'bi subaceta'tis** (U. S. P.), Goulard's extract; an aqueous solution of the subacetate of lead, $(CH_3COO)_2Pb_2O$, about 18 per cent. **l. plum'bi subaceta'tis dilu'tus,** lead-water; liquor plumbi subacetatis diluted with 25 volumes of distilled water. **l. potas'sii arseni'tis** (U. S. P.), **l. arsenica'lis,** Fowler's solution of potassium arsenite: much used in chronic malarial disorders. Dose, 2–10 min. (0.133–0.666 c.c.). **l. potas'sii citra'tis** (U. S. P.), an 8 per cent. solution of potassium citrate. **l. potas'sii hydrox'idi** (U. S. P.), a 4.5 per cent. solution of potassium hydroxid. **l. pu'ris,** the more liquid or sanious portion of pus. **l. san'guinis,** the plasma or serum of the blood. **l. scar'pæ,** the endolymph. **l. se'dans,** a proprietary remedy containing black-haw, golden-

seal, and Jamaica dogwood. It is a uterine sedative. **l. sem'inis,** the fluid portion of the semen. **l. so'dæ chlorina'tæ** (U. S. P.), Labarraque's solution. **l. so'dæ chlorina'tæ chirurgica'lis** (U. S. P.), modified Dakin's solution. **l. so'dii arsena'tis,** a 1 per cent. solution of disodium arsenate, Na_2HAsO_4. **l. so'dii chlo'ridi physiolog'icus** (U. S. P.), physiological salt solution (0.85 per cent.). **l. so'dii glycerophos'phatis,** a 50 per cent. solution of the salt, $CH_2OH.CHOH.CH_2O.PO(ONa)_2$. **l. so'dii hydrox'idi** (U. S. P.), a 4.5 per cent. solution of sodium hydroxid. **Villate's l.** See *Villate's solution*, under *solution*. **l. zin'ci chlo'ridi** (U. S. P.), a 50 per cent. solution of zinc chlorid.

liquorice (lik'er-is). See *Glycyrrhiza*.

Lisfranc's amputation, joint, ligament, tubercle (lis-frahnks') [Jacques *Lisfranc*, French surgeon, 1790–1847]. See *amputation, joint, ligament, tubercle*.

lisping (lisp'ing). The substitution of the *th* sounds for *s* and *z*.

Lissauer's tract (lis'ow-erz) [Heinrich *Lissauer*, German neurologist, 1861–1891]. See *tract*.

lissencephalic (lis-en-sef-al'ik) [Gr. λισσος smooth + ἐγκέφαλον brain] Having a smooth brain; having a brain without convolutions.

Lissoflagellata (lis"o-flag-el-a'tah) [Gr. λισσος smooth + *flagellum*]. A class of flagellate organisms having no protoplasmic collar at the base of the flagellum.

Lister's antiseptic, dressing, etc. (lis'terz) [see *listerism*] See *antiseptic* and *dressing*.

listerine (lis'ter-ēn). A proprietary antiseptic and detergent compound containing boric and benzoic acids, thymol, and principles derived from eucalyptus, baptisia, gaultheria, etc.

listerism (lis'ter-izm) [from Lord Joseph *Lister*, an English physician, 1827–1912, who introduced it]. The principles and practice of antiseptic and aseptic surgery.

Listing's law (lis'tingz) [Johann Benedict *Listing*, German physiologist 1808–1882]. See *law*.

listol (lis'tol). An Argentine mange remedy and antiseptic containing thymol and iodin. It is a heavy reddish-brown liquid soluble in water, alcohol, and glycerol.

Liston's forceps, knives, operation, etc. (lis'tonz) [Robert *Liston*, Scottish surgeon in London, 1794–1847]. See *forceps, knife, operation*, etc.

liter (le'ter, li'ter) [Fr. *l'itre*]. The unit of capacity in the metric system; it is 1000 cubic centimeters, or 1.056 quarts wine measure

lithæmia (lith-e'me-ah). See *lithemia*.

lithagogue (lith'ag og) [Gr. λίθος stone + ἀγώγειν to lead]. 1. Expelling calculi. 2. A remedy that expels calculi.

lithangiuria (lith-an-je-u're-ah) [Gr. λίθος stone + ἀγγεῖον vessel + οὖρον urine]. Calculous disease of the urinary tract.

litharge (lith'arj) [Gr. λιθάργυρος; λίθος stone + ἄργυρος silver]. Fused lead protoxid, PbO.

lithate (lith'āt). A urate.

lithectasy (lith-ek'tas-e) [Gr. λίθος stone + ἔκτασις extension]. The extraction of calculi through the mechanically dilated urethra.

lithectomy (lith-ek'to-me). Same as *lithotomy*.

lithemia (lith-e'me-ah) [*lithic acid* + Gr. αἷμα blood]. Excess of lithic or uric acid and the urates in the blood. It is due to imperfect metabolism of the nitrogenous elements.

lithemic (lith-e'mik). Pertaining to, affected with or of the nature of, lithemia.

lithia (lith'e-ah). Lithium oxid, Li_2O· an alkali.

lithiasis (lith-i'as-is) [Gr. λίθος stone]. The formation of calculi and concretions; also the gouty diathesis. **appendicular l.,** a condition in which the lumen of the vermiform appendix becomes obstructed with calculi. The condition is said to run in families, and to be akin to gout and rheumatism. **l. conjuncti'væ,** a condition marked by the formation of white, calcareous concretions in the acini of the meibomian glands. **pancreatic l.,** the presence of concretions in the pancreas. It is attended with colic, fat-diarrhea, diabetes, and emaciation.

lithic acid (lith'ik). Same as *uric acid*. See *acid*.

lithicosis (lith-ik-o'sis) [Gr. λιθικός made of stone]. Pneumonokoniosis.

lithiopiperazin (lith"e-o-pip-er'az-in). A proprietary lithium and piperazin compound: antiarthritic. Daily dose, 15–45 gr. (1–3 gm.).

lithium (lith'e-um) [Gr. λίθος stone]. A white metal, atomic weight, 6.94; symbol, Li; its oxid, lithia, Li_2O, is alkaline; its salts are solvents of uric acid, and are therefore used in gouty and rheumatic affections **l. benzoate,** a salt, $C_6H_5.CO.O.Li$, in a white powder or in scales. Dose, 5–15 gr. (0.333–1 gm.). **l. bitartrate.** See *tartarlithin*. **l. bromid,** a white, deliquescent, granular substance, LiBr, used in epilepsy, etc., like the other bromids. Dose, 5–20 gr. (0.333–1.333 gm.). **l. cacodylate,** a salt, $(CH_3)_2AsOLi$ used like sodium cacodylate. **l.-caffein sulphonate,** a salt used in gout and rheumatism: strongly commended as a diuretic. **l. carbonate,** a white, powdery salt, Li_2CO_3; normal lithium carbonate: useful in urinary and calculous disorders. Dose, 2–10 gr. (0.133–0.666 gm.). **l. citrate,** a white, crystalline powder, $C_6H_5O_7Li_3 + 4H_2O$: is used like the carbonate Dose, 2–5 gr. (0.133–0.333 gm.). **l. citrate, effervescent,** effervescent citrate of lithium. the ordinary citrate, 10 parts; common sugar, milk-sugar, and tartaric acid, each, 20 parts; sodium bicarbonate, 20 parts. Dose, 1 dr. (4 gm.). **l. dithiosalicylate.** 1. An amorphous salt, used in the treatment of gout and rheumatism. 2. A yellow salt of one of the nine dithiosalicylic acids. **l.-diuretin,** diuretin in which the sodium is replaced by lithium, double salicylate of theobromin and lithium· diuretic. Dose, 10–15 gr. (0.666–1 gm.) **l. formate,** a salt in colorless needles, $HCOOLi + H_2O$· used in gout and rheumatism. Dose, 3 gr. (0.2 gm.). **l. glycerophosphate,** a white powder, $C_3H_5(OH)_2.PO_2(OLi)_2$: a nerve tonic and antilithic. Dose, 8–15 gr. (0.5–1 gm.). **l. hippurate,** a gout remedy. Dose, 5–20 gr. (0.333–1.333 gm.). **l. iodate,** a salt, $LiIO_3$, used in gouty and renal disorders. Dose, 1½–3 gr. (0.1–0.2 gm.) **l. iodid,** a white, crystalline body, LiI, in deliquescent prisms. **l. phenolsulphonate,** white crystals of lithium sulphocarbolate, $OH\ C_6H_4\ SO_2\ OLi$ used in gonorrhea. **l. salicylate** [L. *lith'ii salic'ylas*], a white, crystalline powder, $OH.C_6H_4\ COOLi$: used in rheumatism. Dose, 8–15 gr. (0.5–1 gm.). **l. salolophosphite,** the lithium salt of salol-orthophosphorous acid, $C_6H_5.CO.O.C_6H_4.O.PO(OH)OLi$. It is a white, crystalline compound, used in influenza and gout, in doses of 4–5 gr. (0.26–0.32). **l. sozoiodolate,** an antiseptic agent, lithium diiodoparaphenolsulphonic acid, $OH\ C_6H_2I_2.SO_2OLi$, in glancing white or yellowish plates. **l. sulphocyanate,** a white, crystalline powder, LiCNS. Dose, 3–5 gr. (0.2–0.3 gm.). **l. sulphoichthyolate,** a tarry substance· antirheumatic. Dose, 8 gr. (0.5 gm.). **l.-theobromin salicylate,** a white, diuretic salt. Dose, 15 gr. (1 gm) **l. valerate,** a white powder used in rheumatism with nervous symptoms. Dose, 5–15 gr. (0.3–1 gm.). **l. vanadate,** a yellow powder used in rheumatism. Dose, $\frac{1}{15}$ gr. (0.004 gm.) every other day.

lithizit (lith'i-zit). A salt of lithium and sodium combined with citric acid: used in the treatment of diabetes.

lithocenosis (lith"o-sen-o'sis) [Gr. λίθος stone + κένωσις evacuation]. The removal from the

bladder of the fragments of calculi that have been crushed.

lithoclast (lith'o-klast) [Gr. λίθος stone + κλᾶν to crush]. A lithotrite, or stone-crushing forceps, of various forms.

lithoclysmia (lith-o-kliz'me-ah) [Gr. λίθος stone + κλύσμα clyster]. Treatment of calculus by injecting solvent liquids into the bladder.

lithocystotomy (lith"o-sis-tot'o-me) [Gr. λίθος stone + κύστις bladder + τομή cut]. A cutting operation for removing a stone from the bladder.

lithodialysis (lith"o-di-al'is-is) [Gr. λίθος stone + διαλύειν to dissolve]. 1. The solution of calculi in the bladder by injected solvents. 2. The crushing of a calculus in the bladder.

lithogenesis, lithogeny (lith-o-jen'es-is, lith-oj'en-e) [Gr λίθος stone + γεννᾶν to produce]. The formation of calculi.

lithokelyphopedion (lith"o-kel-if-o-pe'de-on) [Gr. λίθος stone + κέλυφος sheath + παιδίον child]. A lithopedion in which both the fetus and the membranes are petrified.

lithokelyphos (lith-o-kel'if-os) [Gr. λίθος stone + κέλυφος sheath]. A lithopedion in which the calcification is limited to the fetal membranes.

lithokonion (lith-o-ko'ne-on) [Gr. λίθος stone + κονιᾶν to pulverize] An instrument for pulverizing calculi in the bladder.

litholapaxy (lith-ol'ap-aks-e) [Gr. λίθος stone + λάπαξις removal]. The crushing of a calculus in the bladder, followed at once by the washing out of the fragments **Bigelow's l.**, the crushing of a stone by a special kind of lithotrite and the removal of the fragments by another apparatus.

litholein (lith-o'le-in). A yellow antiseptic and parasiticide liquid; an oily derivative from petroleum for external use in skin diseases.

lithology (lith-ol'o-je) [Gr λίθος stone + λόγος treatise] The sum of what is known regarding calculi and their treatment.

litholysis (lith-ol'is-is) [Gr. λίθος stone + λύσις solution]. The solution of calculi in the bladder.

litholyte (lith'o-lit) [Gr λίθος stone + λύσις solution] An instrument used in injecting solvents of calculi into the bladder

lithometer (lith-om'et-er) [Gr. λίθος stone + μέτρον measure]. An instrument for measuring calculi

lithometra (lith-o-me'trah) [Gr λίθος stone + μήτρα womb]. Ossification of the uterus.

lithomoscus (lith-o-mos'kus) [Gr. λίθος stone + μόσχος calf] Lithopedion in cattle.

lithomyl (lith'o-mil) [Gr. λίθος stone + μύλη mill]. An instrument for crushing a stone in the bladder.

lithona (lith-o'nah). A preparation of lithia with saline laxatives.

lithonephria (lith-o-nef're-ah) [Gr. λίθος stone + νεφρός kidney]. Any diseased condition due to the presence of calculi in the kidney.

lithonephritis (lith"o-nef-ri'tis) [Gr. λίθος stone + *nephritis*]. Inflammation of the kidney due to irritation of calculi.

lithonephrotomy (lith"o-nef-rot'o-me) [Gr. λίθος stone + νεφρός kidney + τομή cut]. The operative removal of a renal calculus.

lithontriptic (lith-on-trip'tik). See *lithotriptic*.

lithopedion, lithopædion (lith-o-pe'de-on) [L. *lithopæ'dium;* from Gr. λίθος stone + παιδίον child]. A dead fetus that has become stony or petrified.

lithophone (lith'o-fōn) [Gr. λίθος stone + φωνή sound]. A device for indicating the presence of a calculus by the sound which the latter emits when struck.

lithopiperazin (lith"o-pip-er-a'zin). See *lithiopiperazin*.

lithos (lith'os). A proprietary preparation of lithium bitartrate and sodium salicylate.

lithoscope (lith'o-skōp) [Gr λίθος stone + σκοπεῖν to view]. An instrument for examining calculi in the bladder.

lithosis (lith-o'sis) [Gr. λίθος stone]. A diseased condition of the lung due to the inhalation of fine particles of stone; grinders' disease.

lithotome (lith'o-tōm) [Gr. λίθος stone + τέμνειν to cut]. A knife for performing lithotomy.

lithotomist (lith-ot'o-mist). One who performs a lithotomy.

lithotomy (lith-ot'o-me) [Gr λίθος stone + τέμνειν to cut]. The removal of a stone by cutting into the bladder; cystotomy. **bilateral l.**, one performed by a transverse incision across the perineum. **lateral l.**, one in which the cut is before the rectum and to one side of the raphe **marian l., median l.**, one made on the raphé of the perineum before the anus. **mediolateral l.**, a combination of the median and lateral operations. **perineal l.**, that in which the incision is made in the perineum. **prerectal l.** See *marian l.* **rectal l., rectovesical l.**, one performed within the dilated rectum **suprapubic l.**, one done with a cut above the pubes. **vaginal l., vesicovaginal l.**, one performed by an incision within the vagina.

lithotony (lith-ot'o-ne) [Gr. λίθος stone + τείνειν to stretch]. The creation of an artificial vesical fistula which is dilated to allow the extraction of a stone.

lithotresis (lith-o-tre'sis) [Gr. λίθος stone + τρῆσις a boring]. The drilling or boring of holes in a calculus.

lithotripsy (lith'o-trip-se) [Gr. λίθος stone + τρίβειν to rub]. The crushing of a calculus within the bladder.

lithotriptic (lith-o-trip'tik) [Gr. λίθος stone + τρίβειν to rub]. An agent that dissolves calculi.

lithotriptor (lith'o-trip-tor) [Gr. λίθος stone + τρίβειν to rub] An instrument for crushing calculi in the bladder.

lithotrite (lith'o-trīt) [Gr. λίθος stone + τρίβειν to rub]. An instrument for crushing a stone in the bladder.

lithotrity (lith-ot'rit-e). The crushing of a vesical calculus within the bladder by means of the lithotrite.

lithous (lith'us) [Gr λίθος stone]. Pertaining to or of the nature of a calculus.

lithoxiduria (lith"oks-e-du're-ah) [Gr λίθος stone + *oxid* + Gr οὖρον urine]. The existence of xanthic oxid in the urine.

lithuresis (lith-u-re'sis) [Gr. λίθος stone + οὔρησις urination] The passage of gravel through the urethra with the urine.

lithureteria (lith"u-re-te're-ah) [Gr λίθος stone + οὐρητήρ ureter]. Calculous disease of the ureter.

lithuria (lith-u're-ah) [Gr. λίθος stone + οὖρον urine]. Excess of uric acid or of urates in the urine.

litmus (lit'mus). A blue pigment prepared from *Roccel'la tincto'ria* and other lichens· used as a test for the presence of free acids and alkalis. See *azolitmin* **l.-milk**, milk stained with litmus· used as a culturemedium **l.-paper**, paper impregnated with litmus· used as a test for alkalis and acids.

litolein (lit-o'le-in). A yellow fluid distilled from petroleum· used as an antiseptic and antiparasitic in skin diseases.

litre (le'ter) [Fr]. See *liter*.

Litten's sign (lit'enz) [Moritz *Litten*, German physician, 1845–1907]. See *sign*.

litter (lit'er) A movable couch for transporting the sick or wounded.

Little's disease (lit'elz) [William John *Little*, English physician, 1810–1894]. See *disease*.

Littré's colotomy, glands, hernia, etc. (lit-rāz') [Alexis *Littré,* French surgeon, 1658–1726]. See *colotomy, gland, hernia,* etc.

littritis (lit-ri'tis). Inflammation of Littré's glands.

Litzmann's obliquity (litz'manz) [Karl Konrad Theodor *Litzmann,* German gynecologist, 1815–1890]. See *obliquity.*

live-blood. Twitching of the eyelids.

livedo (liv-e'do) [L.]. A discolored spot or patch on the skin, commonly due to passive congestion. **l. reticula'ris idiopath'ica,** a permanent mottling of the skin occurring on exposure of the skin to cold. **l. reticula'ris symptomat'ica,** a mottling of the skin due to some demonstrable cause. **l. telangiectat'ica,** permanent mottling of the skin due to anomaly of the capillaries of the skin.

liver (liv'er) [L. *jec'ur, hep'ar*]. The glandular viscus that secretes bile. It measures from ten to twelve inches transversely, and from six to seven anteroposteriorly, it is three inches thick at its thickest part, and it weighs from three to four pounds. It is in the upper part of the abdominal cavity, occupying the right hypochondriac, the epigastric, and part of the left hypochondriac regions. The liver has five fissures, five lobes, five ligaments, and five sets of vessels, it is inclosed in a fibrous coat, and is covered with peritoneum, except at the attachment of the coronary ligament. The lobes are Right lobe, left lobe, lobus quadratus, lobus spigelii, lobus caudatus The fissures are: The longitudinal fissure, the fissure for the ductus venosus, the transverse fissure, the fissure for the gall-bladder, the fissure for the vena cava The ligaments are· The longitudinal ligament, the two lateral ligaments, the coronary ligament, the round ligament. The five sets of vessels are Hepatic artery, portal vein, hepatic veins, hepatic ducts, lymphatics In structure the liver is made up of lobes, the lobes of lobules, and the lobules of cells The cells are surrounded by a capillary network derived from the hepatic artery and portal vein, and giving origin to the hepatic vein and hepatic duct. The function of the liver is to secrete bile, which is stored in the gall-bladder, and goes from this point into the intestine by means of the cystic duct and the ductus communis choledochus It also forms glycogen from the maltose brought by the portal vein, storing it in the liver-cells, it converts nitrogenous matters that accumulate in the alimentary canal into urea, and it takes part in the formation and destruction of blood-corpuscles **albuminoid l., amyloid l.,** a liver which is the seat of an albuminoid or amyloid degeneration. **beaver-tail l.,** one having a peculiar deformity of the left lobe. **biliary cirrhotic l.,** one wherein the bile-ducts are clogged and distended, the substance of the organ being inflamed. **brimstone l.,** an enlarged liver of a deep yellow color, seen in some cases of congenital syphilis **bronze l.,** the bronze-colored liver of malarial poisoning. **cardiac l.** See *stasis cirrhosis,* under *cirrhosis.* **cirrhotic l.,** one that is the seat of a chronic inflammation, the bile-ducts being distended. **degraded l.,** a human liver divided into many lobes, like that of the gorilla **fatty l.,** one affected with fatty degeneration and infiltration. **Feuerstein's l.,** smooth cirrhosis of the liver due to congenital syphilis. **floating l.** Same as *wandering l* **foamy l.,** a condition of the liver seen postmortem and marked by the presence of numerous gas bubbles. **frosted l.,** a liver in which the hepatic peritoneum is thickened, giving the organ a frosted appearance See *perihepatitis* **gin-drinkers' l.** Same as *hobnail-l.* **hobnail-l.,** a liver whose surface is marked with nail-like points from atrophic cirrhosis. **icing-l.,** a liver covered by a thick coat, like icing. See *perihepatitis.* **infantile l.** See *biliary cirrhosis of children,* under *cirrhosis.* **infectious l.,** a liver characterized by the presence of degenerative foci which have resulted from an infectious disease. **iron-l.** See *siderosis, hepatic.* **lardaceous l.,** amyloid liver. **nutmeg-l.,** a liver presenting a mottled appearance when cut. **pigmented l.,** a liver stained with blood-pigments usually a result of malaria and melanemia **sago l.,** a liver affected with amyloid degeneration, the acini resembling boiled sago grains. **stasis l.** See *stasis cirrhosis,* under *cirrhosis* **l. of sulphur.** See *potassa sulphurata* **tight-lace l.,** one which is deformed by the use of tight corsets. **tropical l.,** a condition of the unacclimated natives of the temperate zone residing in the tropics, marked by acute congestion of the liver and due to the effect of heat, excess of food and alcohol, and lack of exercise. **wandering l.,** a displaced and movable liver. **waxy l.** See *albuminoid l.*

liver-fluke. See *Fasciola* and *Opisthorchis.*

liver-rot. A disease of sheep due to the liver-fluke.

liver-spot. See *chloasma, Fasciola hepatica, morphea,* and *tinea versicolor.*

liverwort (liv'er-wort) 1. Any plant of the ranunculaceous old genus *Hepat'ica* (now *Anemo'ne*), formerly esteemed as remedies for liver disorders. 2. Any cryptogamous plant of the order *Hepat'icæ:* several species were formerly employed in diseases of the liver.

livetin (li've-tin) A protein found along with lecithin in yolk of egg.

livid (liv'id) [L. *liv'idus*]. Discolored, as from the effects of contusion or congestion, black and blue.

lividity (liv-id'it-e) [L. *livid'itas*]. The quality of being livid, discoloration, as of dependent parts, by the gravitation of the blood.

Livierato's sign, test (le-ve-er at'ōz) [P E *Livierato,* Italian physician, born 1860]. See under *sign* and *tests.*

livor (li'vor), pl. *li'vores* [L.]. 1. Lividity. 2. A livid spot seen upon the dependent parts of a cadaver and due to capillary stasis

lixiviation (liks"iv-e-a'shun) [L. *lixiv'ia* lye]. The process of separating soluble from insoluble matter by dissolving out the soluble matter and drawing off the solution.

lixivium (liks-iv'e-um) [L.]. Any alkaline filtrate obtained by leaching ashes or other similar powdered substance, lye.

Lizars's operation (li'zarz) [John *Lizars,* Edinburgh surgeon, 1808–1860]. See *operation*

llareta (lyah-ra'tah) A composite-flowered plant, *Haplopap'pus llare'ta,* of Chili its fluidextract is used as an internal remedy in gonorrhea.

L. M. Abbreviation for *Licentiate in Midwifery.*

L. M. A. Abbreviation for *left mento-anterior* position of the fetus in utero.

L. M. P. Abbreviation for *left mentoposterior* position of the fetus in utero.

L. O. A. Abbreviation for *left occipito-anterior* position of the fetus in utero.

Loa (lo'ah) A genus of filarial round worms. **L. lo'a** is a thread-like worm of West Africa from 1 to 2 inches long, which inhabits the subcutaneous connective tissue of the body which it traverses freely. It is seen especially about the orbit and even under the conjunctiva It causes itching and occasionally edematous swellings (Calabar swellings). Flies of the genus *Chrysops* are probably the intermediate hosts It was formerly known as *Filaria loa.*

loasis (lo'as-is). Infestation with *Fila'ria lo'a.*

lobar (lo'bar). Of or pertaining to a lobe. **l. pneumonia.** See *pneumonia.*

Lobaria islandica (lo-ba're-ah is-land'e-kah). A variety of lichen, *Lichen islandicus.*

lobate (lo'bāt) [L. *loba'tus*]. Provided with lobes or disposed in lobes.

lobe (lōb) [L. *lo'bus;* Gr. λοβός]. 1. A part of an organ or viscus demarcated by fissures or divisions.

2. One of the main divisions of the crown of a tooth. **anterior l.**, that portion of the cerebellum which lies rostral to the fissura prima. **appendicular l.**, an abnormal tongue-shaped downward depression of a portion of the right lobe of the liver. Called also *floating l.*, *linguiform l.*, and *Riedel's l.* **cacuminal l.**, the superior semilunar lobe of the cerebellum. **caudate l.** 1. The tail-like process of the liver. 2. A part of the median lobe of the cerebellum. **central l.**, the island of Reil. **crescentic l's**, two lobes (anterior and posterior) on the upper surface of each hemisphere of the cerebellum, separated

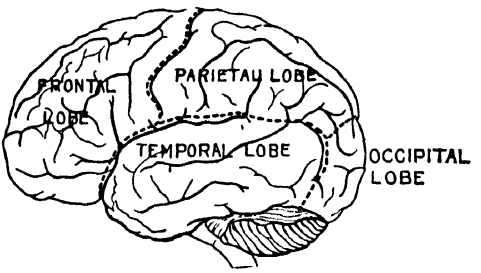

The lobes of the cerebral cortex.

by the preclival fissure. **cuneate l.**, one of the convolutions on the internal surface of the cerebral hemisphere above the calcarine fissure. **digastric l.**, one of the lobes of the lower surface of the cerebellum. **frontal l.**, a cerebral lobe corresponding in position to the frontal bone. **Home's l.**, a third lobe of the prostate, sometimes seen as a small, glandular structure between the sphincter of the bladder and the caput gallinaginis: in old age it may become much enlarged. **lacing l.**, a lobe of the liver produced by long-continued tight lacing **limbic l.** See *gyrus fornicatus*. **linguiform l.** Same as *Riedel's l.* **marginal l.**, the first frontal convolution of the cerebrum **median l.**, the superior vermiform process of the cerebellum **occipital l.**, a cerebral lobe corresponding in position to the occipital bone. **olfactory l.**, a lobe of each hemisphere of the cerebrum composed of the olfactory bulb, its crus, and the anterior part of the olfactory area **optic l's**, one of the upper pair of corpora quadrigemina; called also *colliculus superior*, *optic tectum*, and *nates*. **orbital l.**, the under surface of the frontal lobe resting on the orbital bone. **parietal l.**, a cerebral lobe corresponding in position to the parietal bone. **pneumogastric l.**, **subpeduncular l.**, one of the lobes of the under surface of the cerebellum **prefrontal l.**, the part of the frontal lobe of the brain anterior to the ascending convolution. **pyriform l.**, the lateral exposed portion of the olfactory cerebral cortex in lower mammals **quadrangular l.**, **quadrate l.** See *square l.* **Riedel's l.**, an abnormality of the liver consisting of a tongue-shaped portion of liver substance attached to the right lobe. **rolandic l.**, the operculum of the insula. **semilunar l.**, the posterior lobe of the upper surface of either hemisphere of the cerebellum. **slender l.**, the fourth of the five lobes on the under surface of the cerebellar hemisphere. **square l.** 1. The anterior lobe on the superior surface of the cerebellum. 2. The precuneus. Called also *quadrate l.* **supplemental l.**, a tooth lobe which is additional to the regular lobes of a tooth. **temporal l.**, a lobe on the outer side and under surface of each cerebral hemisphere. **temporosphenoid l.**, a cerebral lobe corresponding in position to the bones indicated by its name. **uncinate l.**, the internal part of the occipitotemporal convolution. **vagal l.** Same as *visceral l.* **visceral l.**, the visceral sensory area of fishes; called also *vagal l.* and *lobus vagi*.

lobectomy (lo-bek'to-me) [L. *lo'bus* lobe + Gr. ἐκτομή excision]. Excision of a lobe of a gland, as the thyroid or of the lung.

Lobelia (lo-be'le-ah) [after M. de *Lobel*]. A genus of lobeliaceous plants. The leaves and tops of *L. inflа'ta*, an herb of North America, are acro-narcotic, emetic, sedative, expectorant, and depressant. They are used in asthma, croup, and whooping-cough. Dose of vinegar (*ace'tum lobe'liæ*), 5–30 min. (0.333–2 c.c.); of fluidextract, 1–5 min. (0.066–0.333 c.c.). Emetic dose, 10–60 min. (0.6–4 c.c.); of infusion, 1–4 fl.dr. (4–16 c.c.); of tincture (U. S. P.), 5–30 min. (0.333–2 c.c.); of extract, 1½–2 gr. (0.099–0.13 gm.); of fluidextract of the seed, 1–10 min (0.066–0.666 c.c.).

lobelidin (lo-be'lid-in). A crystalline alkaloid, $C_{20}H_{25}NO_2$, from *Lobelia inflata*.

lobelin (lob'e-lin). Before the isolation of the three pure crystalline alkaloids the name lobelin was given to a raw liquid mixture of the then unknown alkaloids of *Lobelia inflata*, contaminated with resins. A sulphate has been prepared from this raw liquid and used in asthma, croup, and whooping-cough with uncertain action Recently Heinrich Wieland and Hermann Wieland discovered the three pure crystalline alkaloids of *Lobelia inflata*. *Alpha-lobelin*, $C_{22}H_{29}O_2N$, is a specific stimulant to the respiratory center. It is used as a powerful resuscitant in respiratory failure, collapse, or shock. Among the principal indications are: asphyxia neonatorum, anesthesia accidents, asphyxiations by exogenous or endogenous poisons. Especially in carbon monoxid asphyxiation the drug has been used with good results, when artificial respiration and oxygen inhalation failed. The hydrochlorate of lobelin-alpha is marketed in doses of ⅛ gr. (0.01 gm.) for adults and $\frac{1}{300}$ gr (0.003 gm.) for children. *Beta-lobelin*, $C_{22}H_{27}O_2N$, and *lobelidin*, $C_{20}H_{25}O_2N$, are alkaloids having about the same properties but only half the strength of the alpha-lobelin and therefore are not in the market.

lobelism (lo-be'lizm). Poisoning by lobelia.

lobengulism (lo-ben'gu-lizm). A disorder characterized by development of subcutaneous fat and with decrease of the sexual function.

lobinol (lo'bin-ol). The active and poisonous principle of poison oak (Rhus diversiloba)

lobopodium (lo-bo-po'de-um), pl. *lobopo'dia*. A pseudopodium consisting of a more or less fluid extrusion of the body of the organism See *filopodium*.

Lobstein's cancer, ganglion, etc. (lōb'stīnz) [Johann Georg *Lobstein*, surgeon in Strassburg, 1777–1835]. See *cancer, ganglion*, etc.

lobular (lob'u-lar) [L. *lobula'ris*]. Of or pertaining to a lobule.

lobulated (lob'u-la-ted). Made up of or divided into lobules.

lobule (lob'yūl) [L. *lob'ulus*, dim. of *lo'bus* lobe]. A little lobe or one of the primary divisions of a lobe. **crescentic l.**, the square lobe of the cerebellum. **fusiform l.**, a convolution on the median aspect of the brain, below the collateral fissure. **petrosal l.** Same as *flocculus*.

lobulette (lob-u-let') [Fr.]. 1. A minute lobule. 2. Any one of the primary divisions of a lobule.

lobulose, lobulous (lob'u-lōs, lob'u-lus). Having lobules.

lobulus (lob'u-lus), pl. *lob'uli* [L.] A lobe. **lob'uli tes'tis**, the bodies which make up the testicle, consisting of convoluted seminiferous tubules.

lobus (lo'bus) [L.; Gr. λοβός] A lobe. **l. anterior cerebel'li.** See *anterior lobe*, under *lobe*. **l. biventra'lis**, the cuneiform lobe of the cerebellum. **l. cacu'minis**, the presemilunar lobe of the cerebellum. **l. centra'lis.** See *island of Reil*. **l. cli'vis**, the quadrangular lobe of the cerebellum. **l. cul'minis.** Same as *culmen*. **l. cuneifor'mis.** Same as *l. biventra'lis*. **l. gra'-**

cilis poste'rior, the posterior slender lobe of the cerebellum. **l. olfacto'rius** [B N A]. See *olfactory lobe*, under *lobe*. **l. poste'ro-infe'rior, l. infe'rior semiluna'ris, l. post-semiluna'ris,** one of the lobes of the cerebellum. **l. quadra'tus** [B N A]. Same as *square lobe*. **l. spige'lii,** the smallest of the lobes of the liver. **l. tu'beris,** the postsemilunar lobe of the cerebellum.

local (lo'kal) [L. *loca'lis*]. Restricted to or pertaining to one spot or part; not general.

localization (lo"kal-iz-a'shun). 1. The determination of the site or place of any process or lesion. 2. Restriction to a circumscribed or limited area. **cerebral l.,** the determination of the situation of the various centers of the brain; also the limitation of the various cerebral faculties to a particular center or organ of the brain.

localized (lo'kal-īzd). Not general; restricted to a limited region or to one or more spots.

localizer (lo'kal-i-zer). An instrument for locating solid particles in the eyeball by means of the *x*-ray.

Loc. dol. Abbreviation for L. *lo'co dolen'ti*, to the painful spot.

lochia (lo'ke-ah) [Gr. λόχια]. The vaginal discharge that takes place during the first week or two after childbirth **l. al'ba,** the whitish discharge normal after about the first six days after childbirth. **l. cru'enta, l. ru'bra,** the reddish, sanguineous flow of the first week after delivery. **l. sero'sa,** a serous or ichorous lochial discharge.

lochial (lo'ke-al). Pertaining to the lochia.

lochiocolpos (lo"ke-o-kol'pos) [*lochia* + Gr. κόλπος vagina]. Distention of the vagina by retained lochia

lochiocyte (lo'ke-o-sīt) [*lochia* + Gr κύτος cell]. Any one of the characteristic decidual cells of the lochia

lochiometra (lo"ke-o-me'trah) [Gr. λόχια lochia + μήτρα uterus] The retention or non-discharge of the lochia

lochiometritis (lo"ke-o-me-tri'tis) [*lochia* + *metritis*]. Puerperal metritis.

lochiopyra (lo-ke-op'ir-ah) [Gr. λόχια lochia + πῦρ fever]. Puerperal fever.

lochiorrhagia (lo"ke-or-a'je-ah) [Gr λόχια lochia + ῥηγνύναι to burst forth]. Same as *lochiorrhea*.

lochiorrhea, lochiorrhœa (lo"ke-or-e'ah) [*lochia* + Gr. ῥοία flow]. An abnormally free lochial discharge.

lochioschesis (lo-ke-os'ke-sis) [*lochia* + Gr. σχέσις retention]. Retention of the lochia.

lochometritis (lo"ko-me-tri'tis) [Gr. λόχος childbirth + *metritis*]. Puerperal metritis.

lochoperitonitis (lo"ko-per-e-to-ni'tis) [Gr. λόχος childbirth + *peritonitis*]. Puerperal peritonitis.

Locke's solution (loks). See under *solution*.

lock-finger (lok'fing-er). See *finger*.

lockjaw (lok'jaw). Tetanus or trismus.

Lockwood's ligament (lok'woodz) [Charles Barrett *Lockwood*, English surgeon, 1858–1914]. See *ligament*.

loco (lo'ko) [Sp. "insane"]. 1. A name of various leguminous plants of the genera *Astrag'alus, Hosack'ia, Sopho'ra,* and *Oxyt'ropis:* poisonous to horses, cattle, and sheep. 2 Same as *locoism*. 3. An animal affected with locoism.

locoism (lo'ko-izm). A disease of horses, cattle, and sheep ascribed to poisoning by loco. Called also *loco-disease* and *loco-poisoning*.

locomotion (lo-ko-mo'shun) [L. *lo'cus* place + *move're* to move]. Movement from one place to another. **quadruped l.,** walking upon all fours: the only mode possible in certain extreme cases of tuberculosis of the spinal column.

locomotive (lo-ko-mo'tiv). Pertaining to locomotion.

locomotor (lo-ko-mo'tor). Of or pertaining to locomotion. **l. ataxia.** See *ataxia*.

locomotorial (lo"ko-mo-to're-al). Pertaining to the locomotorium.

locomotorium (lo"ko-mo-to're-um). The motive apparatus of the body.

locomotory (lo-ko-mo'tor-e). Pertaining to locomotion.

locular (lok'u-lar). Pertaining to a loculus.

loculate (lok'u-lāt). Divided into loculi.

loculus (lok'u-lus), pl. *loc'uli* [L.]. A small space or cavity.

locum, l. tenens, l. tenent (lo'kum, lo'kum ten'enz, lo'kum ten'ent). A practitioner who temporarily takes the place of another.

locus (lo'kus). L. for *place*. **l. cæru'leus** [B N A], **l. cine'reus, l. ferrugin'eus,** a pigmented eminence in the superior angle of the floor of the fourth ventricle. **l. mino'ris resisten'tiæ,** a spot of lessened resistance; that organ or part which is most liable to take on a diseased condition in consequence of exposure to any morbific influence **l. ni'ger,** a dark spot in the section of the crus cerebri between the tegmentum and crusta. **l. perfora'tus ante'rior,** a space on the inside of the fissure of Sylvius **l. perfora'tus poste'rior,** a similar space just in front of the pons. **l. ru'ber.** See *red nucleus*, under *nucleus*.

lodal (lo'dal). A preparation made by oxidizing laudanosin used in uterine hemorrhage.

lodua (lo-du'ah). The fruit of a plant. used as a remedy for tapeworm.

Lœffle'ria neverman'ni. An organism isolated by Frosch and considered by him to be the cause of foot-and-mouth disease.

lœmology, loimology (le-mol'o-je, loi-mol'o-je) [Gr. λοιμός plague + λόγος word]. Same as *lemology*.

loempe (lem'pe). Beriberi.

Loeschia (lēsh-e-ah) The name given by Chatton and Lalung-Bonnaire in 1912 to the parasitic amebæ having no contractile vacuoles See *Entamœba*. **L. coli.** Same as *Entamœba coli* **L. gingiva'lis,** Entamœba gingivalis. **L. histolyt'ica,** Entamœba histolytica.

loeschiasis (lēsh-i'as-is). The diseased condition due to infection with parasites of the genus *Loeschia;* amebiasis.

Löffler's bacillus, serum, stain, etc (lef'lerz) [Friederich A J *Löffler*, German bacteriologist, 1852–1915]. See *bacillus, serum, stain*, etc.

löffleria (lef-le're-ah) [after *Löffler*]. A disease in which the diphtheria (Klebs-Löffler) bacillus is present without the ordinary symptoms of diphtheria.

lofotol (lof'o-tol). A preparation of cod-liver oil containing carbon dioxid.

logadectomy (log-ad-ek'to-me) [Gr. λογάδες conjunctivæ + ἐκτομή excision]. Excision of a portion of the conjunctiva.

logaditis (log-ad-i'tis) [Gr. λογάδες conjunctivæ + -ιτις inflammation]. Inflammation of the sclera.

logadoblennorrhea (log"ad-o-blen-o-re'ah) [Gr. λογάδες conjunctivæ]. Egyptian conjunctivitis (C. Graefe).

logagnosia (log-ag-no'ze-ah) [Gr. λόγος word + α priv. + γνῶσις knowledge]. Aphasia, alogia, or other central word defect.

logagraphia (log-ag-raf'e-ah) [Gr. λόγος word + α neg. + γράφειν to write]. Inability to express ideas in writing.

logamnesia (log-am-ne'ze-ah) [Gr. λόγος word + ἀμνεσία forgetfulness]. Word-deafness or word-blindness.

logaphasia (log-af-a'ze-ah) [Gr. λόγος word + *aphasia*]. Inability to express ideas in speech, due to brain disease.

logasthenia (log-as-the'ne-ah) [Gr. λόγος word + *asthenia*]. Disturbance of that faculty of the mind which deals with speech comprehension.

logokophosis (log"o-kof-o'sis) [Gr. λόγος word + κώφωσις deafness]. Word-deafness; inability to comprehend spoken language.

logomania (log-o-ma'ne-ah) [Gr. λόγος word + μανία madness]. 1. Talkative insanity. 2. Aphasia.

logoneurosis (log"o-nu-ro'sis) [Gr λόγος word + *neurosis*]. Any neurosis with disorder of the speech.

logopathy (log-op'ath-e) [Gr λόγος word + πάθος illness]. Any disorder of speech of central origin.

logopedia, logopedics (log-o-pe'de-ah, log-o-pe'diks) [Gr. λόγος word + *orthopedics*] The study and treatment of speech defects.

logoplegia (log-o-ple'je-ah) [Gr. λόγος word + πληγή stroke]. 1. Any paralysis of the speech organs 2 Inability to speak, while words are remembered.

logorrhea, logorrhœa (log-or-e'ah) [Gr. λόγος word + ῥοία flow]. Excessive or abnormal volubility.

logospasm (log'o-spazm) [Gr. λόγος word + σπάσμος spasm] The spasmodic utterance of words.

logwood (log'wood). See *Hæmatoxylon*.

Lohnstein's saccharimeter (lōn'stīnz) [Theodor *Lohnstein*, German physician, 1866–1918]. See *saccharimeter*.

loiasis (lo-i'as-is) Infestation with *Filaria loa*.

loimic (loi'mik) [Gr. λοιμός plague]. Pertaining to the plague.

loimographia (loi-mo-gra'fe-ah) [Gr. λοιμός plague + γράφειν to write]. A description of the plague.

loimology (loi-mol'o-je). See *lemology*.

loin (loin) [L. *lum'bus*]. The part of the back between the thorax and the pelvis.

loliism (lo'le-izm). Lolism

lolism (lo'lizm). Poisoning by seeds of *Lo'lium temulen'tum*, or poisonous darnel.

lomadera (lo-mad-e'rah) A variety of Texas cattle fever seen in Venezuela

Lombardi's sign (lom-bar'dē) [Antonio *Lombardi*, physician in Naples] See under *sign*

lomi-lomi (lo"me-lo'me). A shampooing process practised in Polynesia

London paste (lun'dun). See *paste*.

Long's coefficient [John Harper *Long*, American physician, born 1856]. See *coefficient*

longevity (lon-jev'it-e) [L *lon'gus* long + *æ'vum* age]. Long life, the condition or quality of being long-lived.

longiradiate (lon-ji-ra'de-āt). Having long radiations; a term applied to certain neuroglia cells.

longissimus dor'si (lon-jis'im-us) [L. "longest of the back"]. See *muscles, table of*.

longitudinal (lon-jit-u'din-al) [L. *longitu'do* length]. Lengthwise; parallel to the long axis of the body.

longsightedness (long-sīt'ed-nes). See *hyperopia*

longus cap'itis (long'us) [L. "long (muscle) of the neck"] See *rectus capitis anticus major*, in *muscles, table of*. **l. col'li**. See *muscles, table of*.

Loomis's mixture (loo'mis) [Alfred L. *Loomis*, physician in New York, 1831–1895]. See *mixture*.

loop (loop). 1. A turn or sharp curve in a cord-like structure. 2. Any one of a set of corneal nerve end-organs somewhat resembling the hooks of the same structure. **archoplasmic l.** Same as *pseudochromosome*. **Gerdy's interauricular l.**, a small muscular bundle in the interauricular septum of the heart. **Henle's l.**, a U-shaped turn in a uriniferous tubule of the kidney. **Hyrtl's l.**, an occasional loop-like anastomosis between the right and left hypoglossal nerves in the geniohyoid muscle. **lenticular l.**, nerve-fibers extending between the lemniscus and the lenticular nucleus.

loopful (loop'ful). The quantity of liquid that can be held within the loop of platinum wire used in transferring bacterial cultures.

L. O. P. Abbreviation for *left occipitoposterior* position of the fetus in utero.

lophius (lo'fe-us) [Gr. λόφος a ridge] A ridge between two furrows on the ventricular surface of the cerebrum.

lophodont (lof'o-dont) [Gr. λόφος ridge + ὀδούς tooth]. Having the crown of the molar teeth in the form of ridges or crests.

lophophorin (lo-fof'o-rin) A poisonous alkaloid $C_{13}H_{17}NO_3$, from *Anhalo'nium lewin'ii*, having effects similar to those of mezcalin

Lophophy'ton gallina'rum. A variety of achorion which causes comb disease in fowls

lophophytosis (lo-fof-i-to'sis). See *comb disease*, under *disease*.

Lophotrichea (lo-fo-trik'e-ah) [see *lophotrichous*]. A group of bacteria, including those forms which have a tuft of cilia at one pole.

lophotrichous (lo-fot'rik-us) [Gr λόφος tuft + θρίξ hair] Having a tuft of flagella said of microorganisms.

lordoma (lor-do'mah). See *lordosis*.

lordoscoliosis (lor"do-sko-le-o'sis) [*lordosis* + *scoliosis*]. Lordosis complicated with scoliosis.

lordosis (lor-do'sis) [Gr λορδοῦν to bend]. Curvature of the spinal column with a forward convexity.

lordotic (lor-dot'ik). Relating to or affected with lordosis.

lorenit (lo'ren-it). A substance, $OH\,C_6H_3(CH)_3\text{-}N\,SO_2\,OH$, in yellow plates or needles, isomeric with loretin it is used as a wound dressing.

Lorenz's operation, sign (lo'rentz) [Adolf *Lorenz*, Austrian surgeon, born 1854]. See *operation* and *sign*.

Loreta's operation (lor-e'tahz) [Pietro *Loreta*, Italian surgeon, 1831–1880] See *operation*.

loretin (lo-re'tin) [after *Loreta*, a surgeon] A yellow, crystalline, antiseptic powder, $OH\,C_6H_3\text{-}(CH)_3\,N\,SO_2\,OH$, or meta-iodo-ortho oxyquinolinsulphonic acid It is sparingly soluble in water and alcohol, and insoluble in ether and oils, though it forms emulsions with oily fluids It is used externally like iodoform. **l. bismuth** is used in 10 per cent ointment and in powder in various skin troubles

lorgnette, lorgnon (lorn-yet', lorn-yon') [Fr.]. A double eye-glass which can be shut into a frame that serves as a handle; also an opera glass.

Loring's ophthalmoscope (lor'ingz) [Edward Greely *Loring*, American oculist, 1837–1888]. See *ophthalmoscope*.

losophan (los'o-fan) Metacresol tri-iodid, $CH_3C_6H_3OH$, a crystalline substance, insoluble in water, and used in eczema and syphilis in 10 per cent. solution and in ointment

Lot. Abbreviation for L. *lo'tio*, lotion.

lotahiston (lo-tah-his'ton). A histon found in the spermatozoa of the frog

lotase (lo'tās). An enzyme from *Lo'tus arab'icus:* it splits lotusin into lotoflavin, hydrocyanic acid, and dextrose

lotio (lo'she-o). Latin for *lotion*. **l. adstrin'gens**, Warren's styptic· a mixture of sulphuric acid, 5 parts; alcohol, 4 parts; and oil of turpentine, 4 parts. **l. hydrar'gyri fla'va**, yellow mercurial lotion or yellow wash. **l. hydrar'gyri ni'gra**, black mercurial lotion or black wash.

lotion (lo'shun) [L. *lo'tio*]. A liquid preparation used for washing; a wash. **Granville's l.**, a lotion composed of stronger water of ammonia,

spirit of camphor, and spirit of rosemary. **Hardy's l.**, a lotion for removing freckles containing 1 part of corrosive sublimate dissolved in alcohol, 4 parts each of zinc sulphate and lead acetate, and 250 parts of water.

lotsil (lot'sil). A proprietary antipyretic, analgesic, and anodyne mixture.

louchettes (loo-shets') [Fr.]. A kind of goggles worn for the correction of strabismus.

Louis's angle (loo-ēz') [Antoine *Louis*, French surgeon, 1723–1792]. See *angle*.

Louis's law (loo-ēz') [Pierre Charles Alexander *Louis*, French physician, 1787–1872]. See *law*.

loupe (loop) [Fr.]. A convex lens for magnifying or for concentrating light upon an object. **corneal l.**, a magnifying lens, properly mounted, for examining the cornea of the eye.

louping-ill. See *thorter-ill*.

louse (lows) [L. *pedic'ulus*]. A general name for various degraded parasitic insects; the true lice, which infest mammals, belong to the suborder *Anoplu'ra*. Those which are parasitic upon man are *Pedic'ulus cap'itis*, or head-louse; *P. cor'poris*, the body- or clothes-louse, and *P. pu'bis*, or crab-louse, which lives in the hair upon the pubes and in the eyelashes and eyebrows. The causal organisms of typhus fever, relapsing fever, trench fever, and plague are transmitted by the bite of lice. **biting l.**, Mallophaga. **body l.**, Pediculus corporis **chicken l.** See *Dermanyssus*. **crab l.**, Phthirius pubis. **goat l.** See *Linognathus stenopsis* **horse l.** See *Trichodectes pilosus*.

lousewort (lows'wert). See *Staphisagria*.

lousiness (low'ze-nes). Infestation with lice; pediculosis or phthiriasis.

loutrotherapy (lu-tro-ther'ap-e) [Gr. λουτρόν bath + θεραπεία treatment]. The therapeutic use of baths, especially carbonated baths.

lovage (luv'āj). The umbelliferous plant, *Levis'ticum officina'le*, and its aromatic, carminative, and emmenagogue root. Dose of fluidextract, 30–120 min. (2–8 c.c.).

Löwe's ring, test. See under *ring* and *tests*.

Löwenberg's canal (la'wen-bergz) [Benjamin Benno *Lowenberg*, German surgeon, born 1836]. See under *canal*.

Löwenthal's reaction, tract (le'ven-talz) [Wilhelm *Lowenthal*, German physician, born 1850]. See *reaction, tract*.

Lower's rings, tubercle (lo'erz) [Richard *Lower*, F.R.S., English anatomist, 1630–1691]. See *ring* and *tubercle*.

loxa-bark (loks'ah). Pale cinchona bark.

loxarthron (loks-ar'thron) [Gr. λοξός oblique + ἄρθρον joint] An oblique deformity of a joint without luxation.

loxophthalmus (loks-of-thal'mus) [Gr. λοξός oblique + ὀφθαλμός eye]. Strabismus.

loxopterygin (loks-op-ter'ij-in). A white, amorphous alkaloid, $C_{26}H_{34}N_2O_2$, from *Loxopteryg'ium lorent'zii*.

Loxopterygium (loks"op-ter-ij'e-um) [Gr. λοξός oblique + πτερύγιον wing]. See *quebracho*.

loxotic (lok-sot'ik) [Gr. λοξός oblique]. Slanting.

loxotomy (loks-ot'o-me) [Gr. λοξός oblique + τομή cutting] Oblique amputation.

Loxotre'ma ova'tum. See *Metagonimus yokagawai*.

lozenge (loz'enj) [Fr.] A form of medicated troche.

L. R. C. P. Abbreviation for *Licentiate of the Royal College of Physicians*.

L. R. C. S. Abbreviation for *Licentiate of the Royal College of Surgeons*.

L. R. C. S. E. Abbreviation for *Licentiate of the Royal College of Surgeons, Edinburgh*.

L. R. C. V. S. Abbreviation for *Licentiate of the Royal College of Veterinary Surgeons*.

L. S. A. 1. Abbreviation for *left sacro-anterior* position of the fetus in utero. 2. *Licentiate of Society of Apothecaries*.

L. S. P. Abbreviation for *left sacroposterior* position of the fetus in utero.

Lu. Chemic symbol for *lutecium*.

luargol (lu-ar'gol) [*lues* + *argol*]. An orange-colored powder, bromo-argento-ammoniated arseno-benzol: used like salvarsan in the treatment of syphilis and trypanosomiasis. Called also *102*.

luatol (lu'a-tol). Tartrobismuthate of potassium and sodium in 10 per cent. aqueous glucose solution containing 40 per cent. of metallic bismuth used for the treatment of syphilis Dose by intramuscular injection, 0 1 gm

Lubarsch's crystals (loo'barshs) [Otto *Lubarsch*, German pathologist, born 1860]. See *crystal*.

lubraseptic (lu-brah-sep'tik). A disinfectant jelly prepared from chondrus and containing boric acid and formaldehyd

lubrichondrin (lu-brik-on'drin). A proprietary surgical and obstetric lubricant made from *Chondrus cris'pus*, eucalyptol, and formaldehyd

Luc's operation (lics) [Henri *Luc*, French laryngologist, 1855–1925] Caldwell-Luc operation. See *operation*.

Lucae's probe (loo'kāz) [Johann C. A *Lucae*, otologist in Berlin, 1835–1911] See under *probe*.

Lucæna glau'ca (lu-se'nah) A South American plant its seed is said to destroy the hair of animals that eat it, to abolish completely the sexual appetite, and to cause remarkable fatness The bark and root are used as emmenagogues It is known as wild tamarind and jambul.

Lucas's sign (loo'kas) [Richard Clement *Lucas*, English physician, 1846–1915]. Enlargement of the abdomen in rickets.

Lucas-Championnière's disease (le-kah'-shawpe-on-e-airz') [Just Marie Marcellin *Lucas-Championnière*, French surgeon, 1843–1913]. Pseudomembranous bronchitis.

Luciani's triad (loo-se-an'ēz) [Luigi *Luciani*, Italian Physiologist, 1840–1919]. See *triad*

lucid (lu'sid) [L. *lu'cidus* clear]. Clear, not obscure; as, *lucid* interval.

lucidification (lu-sid"if-ik-a'shun) [L *lu'cidus* clear + *fa'cere* to make]. The clearing up of the protoplasm of cells.

lucidity (lu-sid'it-e). The quality or state of having a clear mind; clearness of the mind.

luciferase (lu-sif'er-ās) An enzyme produced by *Pho'las dac'tylus*, a luminiferous marine mollusk. When its aqueous solution is mixed with the alcoholic solution of luciferin, light is produced.

luciferin (lu-sif'er-in). A principle produced by *Pho'las dac'tylus*, a luminiferous marine mollusk. Combined with luciferase it emits light.

lucifugal (lu-sif'u-gal) [L *lux* light + *fuga're* to flee] Avoiding bright light.

Lucilia (lu-sil'e-ah). A genus of flies which have a blue or green metallic iridescence. **L. cæ'sar** is the common "gold-fly" or "sheep maggot" which infests sheep; its larvæ have been found in the intestine and in myiasis of the skin. **L. no'bilis** has been found in the external meatus. **L. regi'na** has been found in wounds and in myiasis. **L. serica'ta**, a sheep maggot fly which lays its eggs in wounds of sheep and in soiled wool



Lucilia cæsar and its larva.

lucium (lu'se-um). A chemic element discovered in 1896.

Lücke's test (lek'ē̈z) [Georg Albert *Lücke*, German surgeon, 1829–1894]. See under *tests*.

lucotherapy (lu-ko-ther'ap-e) [L. *lux* light + *therapy*]. The treatment of disease by rays of light.

Ludloff's sign (lood'lawfs) [Karl *Ludloff*, surgeon in Breslau, born 1864]. See under *sign*.

Ludwig's angina (lood'vigz) [Wilhelm Friedrich von *Ludwig*, German surgeon, 1790–1865]. See *angina*.

Ludwig's angle (lood'vigz) [Daniel *Ludwig*, German anatomist, 1625–1680]. See under *angle*.

Ludwig's ganglion (lood'vigz) [Karl Friedrich Wilhelm *Ludwig*, German physiologist, 1816–1895]. See *ganglion*.

ludyl (lu'dil). A proprietary organic arsenical preparation· used like galyl in the treatment of syphilis and protozoal diseases

lues (lu'ez) [L.]. The plague: more frequently, syphilis. **l. nervo'sa**, syphilis with marked nervous lesions. **l. vene'rea**, syphilis.

luesan (lu'es-an). A compound of mercury and glidin: used in syphilis.

luetic (lu-et'ik). Pertaining to or affected with syphilis.

luetin (lu'et-in) [L. *lu'es* syphilis]. An extract of a killed culture of several strains of *Treponema pallidum:* used in the skin test for syphilis. See *Noguchi's luetin reaction*, under *reaction*.

luetism (lu'et-izm). An attenuated form of syphilis not reactive to tests

Lugol's caustic, solution (lu'golz) [J. G. A. *Lugol*, physician in Paris, 1786–1851]. See *caustic* and *solution*.

lumbago (lum-ba'go) [L. *lum'bus* loin]. Pain in the lumbar region; backache. **ischemic l.**, pain in the back due to vascular causes.

lumbar (lum'bar). Pertaining to the loins.

lumbarization (lum-bar-iz-a'shun). A condition in which the first sacral vertebra is coalesced with the transverse processes of the fifth lumbar vertebra

lumbo-abdominal (lum"bo-ab-dom'in-al). Pertaining to the loins and abdomen.

lumbocolostomy (lum"bo-ko-los'to-me) [L. *lum'bus* loin + *colostomy*]. The operation of forming a permanent opening into the colon by an incision through the lumbar region

lumbocolotomy (lum"bo-ko-lot'o-me) [L. *lum'bus* loin + *colotomy*]. An incision into the colon through the loin.

lumbocostal (lum-bo-kos'tal) [L. *lum'bus* loin + *cos'ta* rib]. Pertaining to the loin and ribs.

lumbodorsal (lum-bo-dor'sal). Pertaining to the lumbar and dorsal regions.

lumbodynia (lum-bo-din'e-ah) [L. *lum'bus* loin + Gr. *ὀδύνη* pain]. Lumbago.

lumbo-iliac (lum-bo-il'e-ak). Pertaining to the loin and ilium

lumbo-ovarian (lum"bo-o-va're-an). Connecting the loins and the ovary.

lumbosacral (lum-bo-sa'kral). Pertaining to the loins and sacrum.

lumbricalis (lum-brik-a'lis) [L. *lum'bus* loin]. See *muscles, table of*.

lumbricide (lum'bris-īd) [L. *lum'bricus* earthworm + *cæ'dere* to kill]. Destroying lumbricoid worms: also a drug so acting.

lumbricin (lum'bris-in). A hemolytic substance extracted from earth-worms.

lumbricoid (lum'brik-oid) [L. *lumbri'cus* earthworm + Gr. *εἶδος* form]. Resembling the earthworm.

lumbricosis (lum-brik-o'sis). The condition of being infected with lumbrici.

Lumbricus (lum-bri'kus), pl. *lumbri'ci* [L.]. 1. A genus of annelids, including the earthworm. 2. The ascaris (q. v.) or round intestinal worm.

lumbus (lum'bus). Latin for *loin*.

lumen (lu'men), pl. *lu'mina* [L. "light"]. 1. A transverse section of the clear space within a tube. 2. The unit of light flux. **residual l.**, the remains of the original lumen in the pituitary pouch.

luminal (lu'min-al). 1. Pertaining to the lumen of a tubular structure. 2. See *phenobarbital*. **l. sodium**, the monosodium salt of luminal· used as a hypnotic in doses of 1–2 gr. (0.06–0.12 gm.).

luminescence (lu-min-es'ens). The property of giving off light without showing a corresponding degree of heat.

luminiferous (lu-min-if'er-us) [L. *lu'men* light + *fer're* to bear]. Conveying light or propagating those vibrations which constitute light.

luminophore (lu'min-o-fōr) [L. *lu'men* light + Gr. *φόρος* bearing] A chemical group which gives the property of luminescence to organic compounds.

lumpy-jaw (lum'pe-jaw). See *actinomycosis*.

lunacy (lu'nas-e) [L. *lu'na* moon]. Insanity; formerly supposed to be sometimes due to or affected by the influence of the moon.

lunar (lu'nar) [L. *luna'ris; lu'na* moon, also silver]. Pertaining to or containing silver.

lunare (lu-na're). The semilunar bone

lunargen (lu-nar'jen). A proprietary astringent and antiseptic, a combination of silver with a vegetable protein.

lunatic (lu'nat-ik) [L. *lunat'icus;* from *lu'na* moon]. 1. Insane; moonstruck. 2. An insane person.

lunatism (lu'nat-izm) [L. *lu'na* moon]. 1. A disease varying with the lunar changes. 2. Sleepwalking during moonlight.

Lundvall's blood crisis (loond'valz) [Halvar *Lundvall*, Swedish neurologist] See under *crisis*.

lung (lung) [L. *pul'mo;* pl. *pulmo'nes*]. The organ of respiration; either one of a pair of respiratory organs which effect the aeration of the blood. The lungs occupy the lateral cavities of the chest, and are separated from each other by the heart and mediastinal structures. The right lung has three lobes and the left two. The lung consists of an external serous coat (the visceral layer of the pleura), subserous areolar tissue, and the lung parenchyma The latter is made up of lobules, which are bound together by connective tissue. A primary lobule consists of a bronchiole and infundibulum, or air-passage, communicating with many air-cells, each air-cell being surrounded by a network of capillary blood-vessels. **l. fever**, pneumonia. **fibroid l.**, a lung affected with chronic interstitial pneumonia. **l.-fluke.** See *Distoma ringeri*. **honeycomb l.**, a lung containing numerous small pus-filled cavities. **masons' l.**, a lung affected with pneumonokoniosis due to the inhalation of lime, gypsum, etc. **miners' l.**, anthracosis. **l.-plague.** See *pleuropneumonia* (2d def.). **trench l.**, a condition observed in the trenches in the World War characterized by attacks of rapid breathing.

lungmotor (lung'mo-tor). An apparatus for forcing air or air and oxygen into the lungs in cases of asphyxia.

lunosol (lu'no-sol). A preparation of colloidal silver chloride: used as an antiseptic and germicide in the eye, ear, nose, throat, and genito-urinary tract.

lunula (lu'nu-lah) [L. dim. of *lu'na* moon]. 1. The whitish crescent at the root of the nail. 2. Semilunar ulcer of the cornea (Hirschberg), a depressed area on the frons of a dipterous insect just above the antennæ. **l. val'vula semiluna'ris**, the free edge of the semilunar valve at each side of the corpus arantii.

lupanin (lu'pan-in). A poisonous alkaloid, $C_{15}H_{24}N_2O$, from *Lupi'nus angustifo'lius* and other species of *Lupinus*.

lupeose (lu'pe-ōs). A tetrasaccharid from the seeds of lupines.

lupetazin (lu-pet'a-zin). Dimethylpiperazin; a white, crystalline powder, $HN(CH_3.CHCH_3)_2NH$: used in gout and rheumatism. Dose, 15 gr. (1 gm.).

lupia (lu'pe-ah) An old term for encysted tumor of the eyelids (Himley).

lupiform (lu'pif-orm) [L. *lu'pus* + *for'ma* form]. 1. Resembling lupus. 2. Resembling a wen.

lupine (lu'pin) [L. *lupi'nus*]. Any leguminous plant of the genus *Lupi'nus:* many species are cultivated as forage plants, and the seeds of some are used as pulse for food, but several species are actively poisonous.

lupinidin (lu-pin'id-in) Same as *spartein.*

lupinin (lu'pin-in). A poisonous alkaloid, $C_{10}H_{19}NO$, from lupines.

lupinosis (lu-pin-o'sis). A disease, often fatal, ascribed to poisoning by lupines or by the chickpea; lathyrism.

lupinotoxin (lu"pin-o-toks'in). A poisonous aromatic principle from diseased lupines believed to be the product of a parasitic microphyte.

lupoid (lu'poid) 1. Same as *lupiform.* 2. A lupiform disease of the skin, described by Boeck, and ascribed to an acid-fast bacillus. Called also *tuberculosis cutis typus Boeck.*

lupoma (lu-po'mah) [*lupus* + Gr. *-ωμα* tumor]. The nodosity whence lupus is developed.

lupous (lu'pus) [L *lupo'sus*]. Pertaining to or of the nature of lupus.

lupulin (lu'pu-lin) [L. *lupuli'num; lu'pulus* hop]. A yellow, resinous powder from hops: sedative and stomachic. Dose, 5–10 gr. (0.333–0.666 gm); of fluidextract, 30–120 min. (2–8 c.c.); of oleoresin, 10–40 min. (0.666–2 666 c c.).

lupulus (lu'pu-lus) [L] Hops. See *hops.*

lupus (lu'pus) [L. "wolf"]. Lupus vulgaris; a tubercular disease of the skin and mucous membrane, marked by the formation of brownish nodules in the corium. The lesions appear in various forms, and, according to their character, different varieties of the affection are named. **l. annula'ris,** lupus occurring in a circle which heals at the center while spreading at the circumference. **butterfly l.,** lupus of the skin of the nose and cheeks. **Cazenave's l.** Same as *l. erythematosus.* **l. discre'tus,** lupus disseminatus. **disseminated follicular l.,** lupus of the face expressed in large and small papules. **l. dissemina'tus,** lupus manifested in a growth of scattered nodules. **l. erythemato'sus,** a chronic, non-tuberculous disease of the skin marked by disk-like patches with raised reddish edges and depressed centers, and covered with scales or crusts. These fall off, leaving dull-white cicatrices. Called also *l erythematodes, l. sebaceus,* and *Cazenave's l.* **l. ex'edens,** true or typical tuberculous lupus. See *lupus.* **l. exfoliati'vus,** lupus with desquamation **Hilliard's l.,** lupus marginatus. **l. hypertrophic'us,** a kind marked by the formation of vegetations. Called also *l. vegetans.* **l. impetigino'sus,** a form with tubercles (but not due to *Bacil'lus tuberculo'sis*) covered with persistent dark crusts. Called also *pustular l.* **l. liv'ido,** persistent livid lesions on the extremities, allied to Raynaud's disease. **l. maculo'sus,** a variety of true lupus in which the skin lesions have the form of macules. **l. margina'tus,** lupus verrucosus on the hands and arms. **l. non-ex'edens,** a variety without ulcerations. **l. papillomato'sus,** lupus verrucosus. **l. per'nio,** lupus beginning as a chilblain. **pustular l.** See *l. impetiginosus.* **l. sclero'sus,** a form in which the lesions have a hard center and a hard, elevated border. **l. seba'ceus,** See *l. erythematosus.* **l. serpigino'sus,** a variety that spreads by serpiginous growth. **l. tuberculo'sus,** a variety characterized by the formation of more or less typic tubercles. **l. tu'midus,** a form marked by subcutaneous infiltration and doughy swelling. **l. veg'etans.** See *l. hypertrophicus.* **l. verruco'sus, l. vo'rax,** true lupus. **l. vulga'ris.** See *lupus.* **Willard's l.,** tuberculous lupus.

lura (lu'ra) [L. "mouth of a bag"]. The orifice of the infundibulum of the brain.

lural (lu'ral). Pertaining to the lura.

Luschka's gland, tonsil, etc. (lush'kahz) [Herbert von *Luschka,* German anatomist, 1820–1875]. See *gland, tonsil,* etc.

Lusk's ring (lusks) [William Thompson *Lusk,* New York physician, 1838–1897]. Bandl's ring.

Lustgarten's bacillus (loost'gar-tenz) [Sigmund *Lustgarten,* Austrian physician in New York, 1857–1911]. See *bacillus.*

Lustig's serum (loos'tigz) [Alessandro *Lustig,* contemporary Italian physician]. See *serum.*

lusus naturæ (lu'sus na-tu're) [L.]. A teratism or freak of nature.

lute (lūt) [L. *lu'tum* mud]. A paste for covering the joints of vessels.

lutecium (lu-te'she-um). A rare element having atomic weight 175 and the symbol Lu.

lutein (lu'te-in) [L. *lu'teus* yellow]. 1. A yellow pigment, or lipochrome, from the corpus luteum, from fat-cells, and from the yolk of eggs 2. Any lipochrome **serum-l.,** a lipochrome found in blood-serum.

luteolipoid (lu"te-o-li'poid). A compound isolated from the corpus luteum said to have a hemostatic influence on menstruation Cf *lipamin.*

lutidin (lu'tid-in). A liquid compound, $C_5H_3N(CH_3)_2$, or dimethylpyridin, formed by the distillation of coal-tar. **beta-l., b-l.,** a colorless liquid, C_7H_9N, with narcotic and antispasmodic properties: used as an antidote to strychnin.

luxatio (luks-a'she-o) [L.]. A dislocation. **l. erec'ta,** dislocation of the shoulder so that the arm stands straight up above the head. **l. imperfec'ta,** a sprain. **l. perinea'lis,** a form of dislocation of the hip in which the head of the femur lies in the perineum.

luxation (luks-a'shun) [L. *luxa'tio*]. Same as *dislocation.*

luxuriant (luk-su're-ant). Growing freely or excessively.

luxus (luks'us). Latin for *excess.* See under *consumption* and *heart.*

Luys's body (lu-ēz') [Jules Bernard *Luys,* French physician, 1828–1898]. The subthalamus.

Luys's segregator or **separator** (lu-ēz') [Georges *Luys,* contemporary French physician] See *segregator.*

luz (looz) [Hebrew] A mythical bone of the Talmudists, from which the body was supposed to be restored at the resurrection, located in the lower part of the spinal column.

lycaconitin (li-kah-kon'it-in) [Gr. λύκος wolf + *aconite*]. A highly poisonous alkaloid, $C_{36}H_{46}N_2O_{10}$, from *Aconi'tum lycoc'tonum*

lycanthropy (li-kan'thro-pe) [Gr. λύκος wolf + ἄνθρωπος man]. A delusion in which the patient believes himself a wolf.

lycetol (li'se-tol). Dimethylpiperazin tartrate, a white powder, soluble in water, $NH(CH_2CHCH_3)_2NH.CHOH.COO)_2$: a patented remedy for gout and rheumatism. Dose, 4–10 gr. (0.26–0.66 gm.) daily.

lychnin (lik'nin). A poisonous glucosid or saponin from species of *Lych'nis.*

lycin (li'sin). Same as *betain.*

lycoctonin (li-kok'to-nin). An alkaloid from *Aconi'tum lycoc'tonum.*

lycomania (li-ko-ma'ne-ah). Same as *lycanthropy.*

Lycoperdon (li-ko-per'don) [Gr. λύκος wolf + πέρδεσθαι to break wind]. A genus of fungi;

puffballs. *L. bovis'ta*, *L. gigan'teum*, and other species are said to be anodyne, anesthetic, and styptic, and have a limited use in medicine.

lycopin (li'ko-pin). 1. A resinoid preparation from *Ly'copus virgin'icus:* used as a tonic and stimulant in diseases of the mucous membranes. Dose, 1–4 gr. (0.066–0.26 gm.). 2. A lipochrome pigment found in certain chromogenic bacteria.

lycopodin (li-ko-po'din). A crystalline alkaloid, $C_{32}H_{52}N_2O_3$, from *Lycopodium complanatum*.

Lycopodium (li-ko-po'de-um) [Gr. λύκος wolf + πούς foot]. A genus of club-mosses. The yellow, inflammable sporules of *L. clava'tum* form a light, dry powder, used as a dusting- and absorbent powder, and as a coating for pills. It is much used in homeopathy as a remedy. Several species are actively poisonous. **L. sauru'rus** yields piliganin

Lycopus europæ'us (li'ko-pus). The bitter bugleweed of Europe tonic and alterative. Dose of fluidextract, 30–60 min. (2–4 c.c.).

lycorexia (li-ko-reks'e-ah) [Gr. λύκος wolf + ὄρεξις appetite]. Ravenous, wolfish hunger.

lycorin (lik'o-rin) Same as *narcissin*.

lycosin-quinin (li-ko-sin-kwin'in). A combination of quinin and di-o-oxydibenzol acetone: used as a dusting-powder.

lye (li). An alkaline percolate from wood-ashes; lixivium.

lygosin (li'go-sin). A greenish, crystalline substance, sodium lygosinate, $CO(CH \cdot CH.C_6H_4.ONa)_2.7H_2O$: used like silver in gonorrhea.

lying-in (li-ing-in'). 1. Puerperal. 2. The puerperium.

lymph (limf) [L. *lym'pha* water]. 1. A transparent, slightly yellow liquid of alkaline reaction which fills the lymphatic vessels. It is occasionally of a light rose color from the presence of red blood-corpuscles, and is often opalescent from particles of fat. Under the microscope lymph is seen to consist of a liquid portion (*liquor lymphæ*) and of corpuscles. These lymph-corpuscles are about $\frac{1}{2500}$ of an inch in diameter, are granular, and are not to be distinguished from white blood-cells. Lymph coagulates when drawn from the body. Lymph liquor differs chemically from the blood liquor, rather in quantity than in constituents, both fluids consisting of water, albumin, fibrin, and salts The lymph contains as much fibrin as the blood, but less albumin; more water, but an equal quantity of salts. 2. Any clear, watery fluid resembling true lymph. **animal l.**, vaccine or other lymph from an animal. **aplastic l.**, lymph that contains an excess of leukocytes and does not tend to become organized. Called also *corpuscular l* **blood-l.**, lymph derived from the blood by transudation. **bovine l.**, vaccine lymph from the cow. **calf-l.**, lymph for vaccination obtained from calves. **corpuscular l.** See *aplastic l.* **croupous l.**, inflammatory lymph that tends to the formation of a false membrane. **euplastic l.**, **fibrinous l.**, that which tends to coagulate and become organized. **glycerinated l.**, vaccine virus mixed with glycerin in order to destroy any bacteria. **humanized l.**, vaccine virus from the human subject. **inflammatory l.**, the lymph produced by inflammation, as in a wound. **Koch's l.** See *tuberculin*. **l.-node**, any one of the numerous nodules composed of lymphoid tissue occurring along the course of the lymphatic vessels. **plastic l.** 1. That from which embryonic tissue is formed. 2. Inflammatory lymph that has a tendency to become organized. **l.-space**, any cistern, cavity, or receptacle for lymph. **l.-spaces, epidural**, a system of lymph-clefts and slits on the outer surface of the dura. **tissue-l.**, lymph derived from the tissues and not from the blood. **vaccine l.**, the serous exudate from the vesicles of cow-pox.

lymphaden (lim'fad-en) [L. *lym'pha* lymph + Gr. ἀδήν gland]. A lymphatic gland.

lymphadenectasis (lim"fad-en-ek'tas-is) [L. *lym'pha* lymph + Gr. ἀδήν gland + ἔκτασις distention]. Dilatation of a lymphatic gland.

lymphadenhypertrophy (lim-fad"en-hi-per'tro-fe) [*lymphaden* + *hypertrophy*]. Hypertrophy of lymphatic glands.

lymphadenia (lim-fad-e'ne-ah). [See *lymphaden.*] Hypertrophy of lymphatic tissue. **l. os'sea.** See *multiple myeloma*, under *myeloma*.

lymphadenism (lim-fad'en-izm). The diseased condition that accompanies lymphadenoma.

lymphadenitis (lim"fad-en-i'tis) [L. *lym'pha* water + Gr. ἀδήν gland + -ιτις inflammation]. Inflammation of lymph-glands It may be tuberculous or syphilitic. **paratuberculous l.**, inflammation of the lymph-nodes associated with tuberculosis of some other part, but showing no tubercle bacilli in the lymphatics.

lymphadenoid (lim-fad'en-oid) [L. *lym'pha* lymph + Gr ἀδήν gland + εἶδος form]. Resembling a lymphatic gland or lymphatic tissue. Lymphadenoid tissue includes the lymph-glands, spleen, bone-marrow, tonsils, and the lymphatic tissue of the organs and mucous membranes.

lymphadenoleukopoiesis (lim-fad"en-o-lu-ko-poi-e'sis). The production of leukocytes by the lymphadenoid tissue.

lymphadenoma (lim"fad-en-o'mah). Hyperplasia of the lymphadenoid tissue; lymphoma **malignant l.**, lymphosarcoma. **multiple l.**, Hodgkin's disease.

lymphadenomatosis (lim-fad"en-o-mat-o'sis). Lymphomatosis. **general l. of bones**, Kahler's disease.

lymphadenopathy (lim-fad-en-op'ath-e) [*lymphaden* + Gr. πάθος disease]. Disease of the lymph-glands.

lymphadenosis (lim-fad-en-o'sis). [See *lymphaden*] Hypertrophy of lymphatic tissue. **aleukemic l.**, a disease marked by diffuse generalized hyperplasia of the lymphadenoid system (lymph-glands, spleen, bone-marrow, tonsils, and other lymphatic tissues), but without leukemia **leukemic a.**, lymphatic leukemia.

lymphæmia (lim-fe'me-ah). See *lymphemia*.

lymphagogue (lim'fag-og). An agent which promotes the production of lymph.

lymphangeitis, lymphangiitis (lim"fan-je-i'tis). See *lymphangitis*.

lymphangial (lim-fan'je-al). Pertaining to a lymphatic vessel.

lymphangiectasis (lim"fan-je-ek'tas-is) [L. *lym'pha* lymph + Gr. ἀγγεῖον vessel + ἔκτασις dilatation]. Dilatation of the lymphatic vessels.

lymphangiectodes (lim-fan"je-ek-to'dēz). Lymphangioma circumscriptum.

lymphangiitis (lim-fan-je i'tis). Lymphangitis

lymphangio-endothelioblastoma (lim-fan"-je-o-en-do-the"le-o-blas-to'mah). A tumor composed of endothelial cells which tend to form lymph-vessels.

lymphangio-endothelioma (lim-fan"je-o-en"do-the-le-o'mah). Endothelioma arising from lymph-vessels or lymph-spaces—the ordinary variety of endothelioma. Called also *lymphendothelioma*.

lymphangiofibroma (lim-fan"je-o-fi-bro'mah). Fibroma with lymphangiomatous tissue.

lymphangioi'tis farcimino'sa bo'vis. See *cattle farcy*, under *farcy*.

lymphangiology (lim"fan-je-ol'o-je) [L. *lym'pha* lymph + Gr. ἀγγεῖον vessel + λόγος discourse]. The branch of anatomy relating to the lymphatics.

lymphangioma (lim"fan-je-o'mah). A tumor composed of new-formed lymph-spaces and channels. **l. capsula're varico'sum**, lymphangioma circumscriptum. **l. caverno'sum**, dilatation of the lymphatic vessels resulting in cavities filled with lymph. **l. circumscrip'tum**, a skin disease

of early life marked by the development of yellow vesicles connected with the lymphatic vessels. **l. cys'ticum**, the formation of multiple cysts filled with lymph. **l. sim'plex**, dilatation of a lymph-vessel over a circumscribed area. **l. tubero'sum mul'tiplex**, a skin disease marked by the development of groups of papules or tubercles resembling and believed to be lymphangiomata. **l. xanthelasmoi'deum**, lymphangioma circumscriptum marked by formation on the skin of yellow or brownish patches.

lymphangiophlebitis (lim-fan"je-o-fleb-i'tis). Inflammation of lymph-vessels and veins.

lymphangioplasty (lim-fan'je-o-plas-te) [L. *lym'pha* lymph + Gr. ἀγγεῖον vessel + πλάσσειν to form]. Operative restoration or replacement of lymph-vessels that have been destroyed. It is done by making artificial lymph-channels by the subcutaneous introduction of long threads of tubular woven silk.

lymphangiosarcoma (lim-fan"je-o-sar-ko'mah). Lymphangioma blended with sarcoma.

lymphangiotomy (lim-fan"je-ot'o-me) [L. *lym'pha* lymph + Gr. ἀγγεῖον vessel + τομή cutting]. Dissection of the lymphatic vessels.

lymphangitis (lim-fan-ji'tis). Inflammation of a lymphatic vessel or vessels. **l. carcinomato'sa**, proliferating inflammation of the lymphatics of the peritoneum associated with peritoneal tumors. **l. epizoöt'ica**, a chronic contagious disease of horses caused by a yeast fungus, *Cryptococcus (Blastomyces) farcimino'sus*, and marked by purulent inflammation of the subcutaneous lymphatic vessels and of the regional lymph-glands. Called also *pseudofarcy, blastomycosis farcaminosus, saccharomycosis, Cryptococcus farcy, lymphosporidiosis, African glanders, Japanese glanders*. **l. ulcero'sa pseudofarcino'sa**, a disease of horses resembling glanders, and due to a bacillus very much like the glanders bacillus. Called also *pseudoglanders*.

lymphatic (lim-fat'ik) [L *lymphat'icus*]. 1. Pertaining to or containing lymph. 2. A vessel conveying lymph. 3. Of a sluggish or phlegmatic temperament. **afferent l.**, a lymphatic vessel which enters a gland.

lymphaticostomy (lim-fat-ik-os'to-me) [*lymphatic* + Gr. στόμα mouth]. The operation of making a permanent opening into a lymphatic duct, such as the thoracic duct, done for peritonitis.

lymphatism (lim'fat-izm). 1. The lymphatic temperament; a slow or sluggish habit. 2. A morbid state due to excessive production or growth of lymphoid tissues, such as the thymus and thyroid glands. It results in impaired development, lowered vitality, and sometimes death. Called also *lymphotoxemia, lymphoidotoxemia, status lymphaticus*, and *status thymicus*.

lymphatitis (lim-fat-i'tis). Inflammation of some part of the lymphatic system.

lymphatolysin (lim-fat-ol'is-in). A toxin which acts on lymphatic tissue.

lymphatolysis (lim-fat-ol'is-is) [*lymphatic* + Gr. λύσις dissolution]. The destruction or solution of lymphatic tissue.

lymphatolytic (lim-fat-o-lit'ik) [*lymphatic* + Gr. λύσις dissolution]. Destroying lymphatic tissue.

lymphatome (lim'fat-ōm). Lymphotome.

lymphectasia (lim-fek-ta'ze-ah) [L. *lym'pha* lymph + Gr. ἔκτασις distention]. Distention with lymph.

lymphedema (lim-fe-de'mah) [*lymph* + *edema*]. Edema due to the clogging of an efferent lymphatic vessel.

lymphemia (lim-fe'me-ah) [*lymph* + Gr. αἷμα blood]. The presence of an undue number of lymphocytes or their forerunners in the blood; lymphatic leukemia.

lymphendothelioma (lim"fen-do-the-le-o'mah). Same as *lymphangio-endothelioma*.

lymphenteritis (lim"fen-ter-i'tis). Enteritis with serous infiltration.

lympherythrocyte (limf-er'ith-ro-sīt). Anerythrocyte.

lymphization (lim-fi-za'shun). The formation of lymph.

lymphnoditis (limf-no-di'tis). Inflammation of a lymph-node.

lympho-adenoma (lim"fo-ad-en-o'mah). A benign neoplasm of the uterus, involving the interstitial lymph-tissue and the glandular structures.

lymphoblast (lim'fo-blast) [*lymph* + Gr. βλαστός germ]. A lymphocyte in its germinative stage; a developing lymphocyte. Such cells are found in the blood in acute lymphatic leukemia.

lymphoblasthemia (lim-fo-blas-the'me-ah). Lymphoblastosis.

lymphoblastic (lim-fo-blas'tik). Pertaining to a lymphoblast; producing lymphocytes.

lymphoblastoma (lim"fo-blas-to'mah). A tumor composed of cells of the lymphocyte series. The term includes lymphocytoma, lymphoma, lymphosarcoma, and pseudoleukemia.

lymphoblastosis (lim-fo-blas-to'sis). Excess of lymphoblasts in the blood.

lymphocele (lim'fo-sēl) [*lymph* + Gr. κήλη tumor]. A tumor containing lymph.

lymphocerastism (lim"fo-se-ras'tizm) [*lymph* + Gr. κεράστος mixed]. The formation of lymphoid cells.

lymphococcus (lim-fo-kok'us). A diplococcus isolated from diseases of elephantiasis.

lymphocyst (lim'fo-sist). Lymphocele.

lymphocystosis (lim"fo-sis-to'sis). The formation of cysts containing lymph.

lymphocyte (lim'fo-sīt) [*lymph* + Gr. κύτος cell]. 1. A variety of white blood-corpuscle which arises in the reticular tissue of the lymph-glands and lymph-nodes. The nucleus is single and is surrounded by protoplasm which is generally described as non-granular. Two varieties are described: (*a*) the small lymphocytes (*small mononuclear leukocytes* or *microlymphocytes*), which are about the size of a red corpuscle and constitute from 22 to 25 per cent. of the white corpuscles, (*b*) the large lymphocytes (*macrolymphocytes* or *lymphoblasts*), which are probably lymphocytes in their developing stage, are two or three times larger than the small lymphocytes and contain a larger proportion of protoplasm. They form about 1 per cent. of the white corpuscles. 2. A lymph-corpuscle. **Rieder's l.**, a lymphocyte having a nucleus which is lobed and twisted: seen in chronic lymphemia.

lymphocythemia (lim"fo-si-the'me-ah) [*lymphocyte* + Gr. αἷμα blood]. Excess of lymph-corpuscles in the blood.

lymphocytic (lim-fo-sit'ik). Pertaining to lymphocytes.

lymphocytoma (lim"fo-si-to'mah) [*lymphocyte* + Gr. -ωμα tumor]. A tumor of the lymphatic system in which lymphocytes are the predominating elements.

lymphocytosis (lim"fo-si-to'sis). Excess of normal lymphocytes in the blood or in any effusion.

lymphocytotic (lim-fo-si-tot'ik). Pertaining to lymphocytosis.

lymphocytotoxin (lim-fo-si-to-toks'in). A toxin that has a specific destructive action on lymphocytes.

Lymphocytozoön (lim"fo-si-to-zo'on) [*lymphocyte* + Gr. ζῷον animal]. A genus of ameboid bodies, species of which are found in leukocytes. **L. coba'yæ**. Same as *Kurloff's bodies*. See *body*. **L. pal'lidum**, Ross's bodies. See *body*.

lymphodermia (lim-fo-der'me-ah) [*lymph* + Gr. δέρμα skin]. Any disease of the lymphatics of the skin: particularly enlargement of the glands due to leukocythemia (*l. pernicio'sa*).

lymphoduct (lim'fo-dukt). A lymphatic vessel.

lymphoganglin (lim-fo-gan'glin). A hypothetical hormone from lymph-glands.

lymphogenous (lim-foj'en-us) [*lymph* + Gr. γεννᾶν to produce]. 1. Producing lymph. 2. Produced from lymph or in the lymphatics.

lymphoglandula (lim-fo-glan'du-lah) [B N A] A lymph-node

lymphogonia (lim-fo-go'ne-ah) [*lymph* + Gr. γόνος offspring]. Large lymphocytes with a large nucleus, little chromatin, and non-granular protoplasm. They are the mother-cells of small lymphocytes and are seen in lymphatic leukemia.

lymphogranuloma (lim"fo-gran-u-lo'mah). Hodgkin's disease.

lymphogranulomatosis (lim"fo-gran-u-lo-mat-o'sis) Infectious granuloma of the lymphatic system used by continental writers as a synonym for multiple lymphoma (Hodgkin's disease).

lymphoid (lim'foid) [*lymph* + Gr. εἶδος form]. Resembling lymph.

lymphoidectomy (lim-foi-dek'to-me). Excision of lymphoid tissue, such as adenoids and tonsils.

lymphoididity (lim-foi-did'ıt-e). The condition of exhibiting lymphoid characteristics.

lymphoidocyte (lim-foi'do-sīt). An embryonic cell, the primordial mother cell of all the types of blood-cells.

lymphoidotoxemia (lim-foi"do-tok-se'me-ah). See *lymphatism* (2d def.)

lymphoids (lim'foids) A preparation of testicular extract, zinc phosphid, iron, nux vomica, aloin, etc.

lympholeukocyte (lim-fo-lu'ko-sīt). A large mononuclear leukocyte.

lymphology (lim-fol'o-je) [L. *lym'pha* lymph + Gr. λόγος treatise]. The study or science of the lymphatics.

lymphoma (lim-fo'mah). Any tumor made up of lymphoid tissue **atypic l.**, lymphosarcoma. **malignant l., multiple l.**, Hodgkin's disease. **typic l.**, lymphomatosis

lymphomatosis (lim"fo-mat-o'sis) The development of multiple lymphomata in various parts of the body **l. granulomato'sa.** See *Hodgkin's disease*, under *disease*

lymphomatous (lim-fo'mat-us). Pertaining to or of the nature of lymphoma.

lymphomegaloblast (lim-fo-meg'al-o-blast). A megaloblast without hemoglobin

lymphomonocyte (lim-fo-mo'no-sīt). A large uninuclear leukocyte.

lymphomyelocyte (lim-fo-mi'el-o-sīt). A myeloblast

lymphomyeloma (lim"fo-mi-el-o'mah). A sarcoma containing small round cells.

lymphomyxoma (lim"fo-mik-so'mah). Any benign growth consisting of adenoid tissue.

lymphopathy (lim-fop'ath-e) [L. *lym'pha* lymph + Gr. πάθος disease]. Any disease of the lymphatics. **ataxic l.**, a sudden swelling of the lymphatic glands sometimes accompanying the pain crises of locomotor ataxia.

lymphopenia, lymphopænia (lim-fo-pe'ne-ah) [*lymphocyte* + Gr. πενία poverty] Decrease in the proportion of lymphocytes in the blood.

lymphoplasm (lim'fo-plazm). Same as *spongioplasm*.

lymphoplasmia (lim-fo-plaz'me-ah). A condition of the red blood-corpuscles in which they contain no hemoglobin.

lymphopoiesis (lim"fo-poi-e'sis). [See *lymphopoietic*.] The development of lymphocytes or of lymphatic tissues.

lymphopoietic (lim"fo-poi-et'ik) [*lymph* + Gr. ποιεῖν to make]. Forming lymphocytes or lymphatic tissue.

lymphoprotease (lim-fo-pro'te-ās). A protein-splitting ferment existing in the lymphocytes.

lymphorrhagia (lim-for-a'je-ah) [*lymph* + Gr. ῥηγνύναι to break out]. Same as *lymphorrhea*.

lymphorrhea (lim-for-e'ah) [*lymph* + Gr. ῥοία flow] A flow of lymph from cut or ruptured lymph-vessels.

lymphosarcoleukemia (lim-fo-sar-ko-lu-ke'me-ah). Leukemia with lymphosarcomatous degeneration of bone-marrow and lymphatics.

lymphosarcoma (lim"fo-sar-ko'mah). A malignant neoplasm arising in lymphatic tissue from proliferation of atypical lymphocytes. **Kundrat's l.**, a form of lymphosarcoma which rapidly extends to adjacent glands, but shows no tendency to invade neighboring organs. The blood shows anemia with neutrophil leukocytosis and decrease of lymphocytes.

lymphosarcomatosis (lim"fo-sar-ko-mat-o'sis). A diseased condition associated with and due to lymphosarcoma.

lymphosporidiosis (lim"fo-spo-rid-e-o'sis) See *lymphangitis epizootica*.

lymphostasis (lim-fos'tas-is) [*lymph* + Gr. στάσις standing] Stoppage of the lymph flow.

lymphotaxis (lim-fo-taks'is) [*lymphocyte* + Gr. τάξις arrangement]. The property of attracting or repulsing lymphocytes.

lymphotism (lim'fo-tızm). A disordered state associated with the development of so-called adenoids.

lymphotome (lim'fo-tōm) [*lymph* + Gr τέμνειν to cut]. An instrument for excising adenoid growths on the tonsils.

lymphotomy (lim-fot'o-me) [L. *lym'pha* lymph + Gr. τομή cut]. The anatomy of the lymphatic system.

lymphotoxemia (lim"fo-tok-se'me-ah). Toxemia due to excess of lymphoid matters or lymphoid tissue, as in rickets, exophthalmic goiter, enlarged thymus, etc.

lymphotoxin (lim-fo-tok'sin). The toxin or lysin contained in lymph-glands

lymphotrophy (lim-fot'ro-fe) [*lymph* + Gr. τρέφειν to nourish]. The attractive energy of cells for lymph

lymphous (lim'fus). Pertaining to or containing lymph.

lymph-scrotum. See under *scrotum*

lymphuria (lim-fu're-ah). The presence of lymph in the urine.

lymph-vascular (limf-vas'ku-lar) Pertaining to or containing lymphatic vessels.

Lyn'chia mau'ra, L. livido'color. A biting hippoboscid fly of louse-like habits, which lives in the nest and in the plumage of the dove and which is the invertebrate host of Hemoproteus columbæ.

lyogen (lī'o-jen). A proprietary form of colloidal silver.

Lyon method or **test** (lī'on) [B B Vincent *Lyon*, Philadelphia physician]. See *Meltzer-Lyon test*, under *tests*.

lyophil, lyophile (lī'o-fil) [Gr. λύειν to dissolve + φίλειν to love] Having an affinity for solution; a term applied to colloidal systems in which there is strong affinity between the disperse phase and the dispersion medium

lyophobe (lī'o-fōb) [Gr. λύειν to dissolve + φόβος fear] Not inclined to solution, a term applied to colloidal systems in which there is a tendency of the disperse phase to separate from the dispersion medium.

lyotropic (lī-o-trop'ik) [Gr. λύειν to dissolve + τρόπος a turning]. Having an affinity for entering into solution; readily soluble.

Lyozo'ön atroph'icans. An organism occurring in the lesions of epitheliosis atrophicans.

lypemania (li-pe-ma'ne-ah) [Gr. λύπη sadness + μανία madness]. Melancholia; insanity with depression.

lyperophrenia (li"per-o-fre'ne-ah) [Gr. λυπηρός distressing + φρήν mind]. Melancholia.

Lypero'sia ir'ritans. See *Hematobium serrata.*

Lyponyssus (li-po-nis'us). A genus of mites which sometimes attack man. *L. baco'ti* live normally on rats and *L. bur'sæ* on birds.

lypothymia (li-po-thi'me-ah) [Gr. λύπη distress + θυμός mind]. Morbid or insane despondency.

lyptol (lip'tol). A proprietary antiseptic ointment.

lyra (li'rah) [L.; Gr. λύρα lyre] The posterior part of the body of the fornix including the commissura hippocampi Called also *lyre of David, lyra Davidis, lyre of the fornix,* and *psalterium* **l. uteri'na, l. of uterus,** the arbor vitæ uteri. **l. of vagina,** the vaginal rugæ

lysargin (li-sar'jin). Colloidal silver containing 52 per cent. of silver used as an antiseptic.

lysatin (lis'at-in). A basic principle or leukomain, $C_6H_{13}N_3O_2$, derivable from casein.

lysatinin (lis-at'in-in) A mixture of lysin and arginin.

lysemia (li-se'me-ah) [Gr. λύσις solution + αἷμα blood] Disintegration of the blood.

lysidin (lis'id-in) A red, crystalline body methylglyoxalidin $CH_2\,NH\,C(CH_3)\,N\,CH_2$, also its yellowish or pinkish, soapy, 50 per cent solution used as a solvent for uric acid Daily dose of the first-named form, 15–75 gr (1–5 gm) **l. bitartrate,** a soluble, white, crystalline powder, of one-third the solvent power of pure lysidin

lysimeter (li-sim'et-er) [Gr λύσις solution + μέτρον measure] An apparatus for determining the solubilities of substances.

lysin (li'sin) [Gr. λύειν to dissolve] 1. An antibody which has the power of causing dissolution of cells. The term includes hemolysin, bacteriolysin, cytolysin, etc See *hemolysin* 2 An amino-acid, $CH_2NH_2CH_2CH_2CH_2CHNH_2COOH$ (Ellinger, 1900), or α-ε-diaminocaproic acid, first isolated from casein (Drechsel, 1889). It is a hydrolytic cleavage product of protein either by digestion or by boiling with hydrochloric acid

lysinogen (li-sin'o-jen) [*lysin* + Gr. γεν- producing]. A substance having the power of producing lysins.

lysinosis (lis-in-o'sis) [Gr λύσις a raveled fiber]. Lung disease due to inhaling cotton fibers, as in mills

lysis (li'sis) [Gr λύειν to dissolve]. 1. The gradual abatement of the symptoms of a disease. 2. The action of a lysin; the destruction of cells by a specific lysin.

lysitol (li'sit-ol). A germicide resembling lysol.

lysoform (li'so-form). An oily, soapy, liquid disinfectant containing lysol and formol: used for the sterilization of surgical instruments and in the treatment of various skin diseases.

lysogen (li'so-jen) [*lysin* + Gr. γεννᾶν to produce]. A substance or body which develops into a lysin.

lysogenesis (li-so-jen'es-is). The production of lysins.

lysogenic (li-so-jen'ik) [*lysin* + Gr. γεννᾶν to produce]. Producing lysins or causing lysis.

lysol (li'sol). A brown, syrupy, fluid product of the fractionation of coal-tar oil, which, after the distillation, is mixed with fat or rosin and saponified· it is a strong antiseptic, and is used in surgical practice in 1–3 per cent. aqueous solution.

lysopast (li'so-past). A lysol-soap preparation containing 70 per cent of lysol

lysosolveol (li-so-sol've-ol). An antiseptic and disinfectant mixture of tricresol (44 5 per cent.), potassium linoleate (38 per cent.), and water.

lysozym, lysozyme (li'so-zīm) [Gr λύσις solution + ζύμε leaven] A stable bacteriolytic substance present in most animal (and human) and some vegetable secretions and tissues.

lyssa (lis'ah) [Gr. λύσσα frenzy]. Rabies. See *hydrophobia.*

lyssic (lis'ik). Pertaining to hydrophobia.

lyssin (lis'in). The specific virus of hydrophobia.

lyssodexis (lis-o-dek'sis) [Gr. λύσσα rabies + δῆξις a bite] The bite of a rabid dog.

lyssoid (lis'oid) [Gr. λύσσα rabies + εἶδος form]. Resembling rabies.

lyssophobia (lis-o-fo'be-ah) [Gr. λύσσα madness + φόβος fear]. Morbid dread of rabies, with symptoms simulating those of that disease.

lysulphol (li-sul'fol). A black, liquid preparation of lysol and sulphur· used in treatment of skin diseases.

lyterian (li-te're-an). Indicative of the approach of lysis.

lythol (li'thol). A proprietary antiseptic and germicide adapted especially for catarrhal conditions of mucous membranes.

lytic (lit'ik). Pertaining to lysis or to a lysin; producing lysis.

lyxose (lix'ōs) A pentose isomeric with ribose, $CH_2OH\,(CHOH)_3\,CHO$

lyze (līz). To cause or produce lysis.

M

M. An abbreviation for *mille,* thousand; *misce,* mix; *mistura,* mixture, *macera're,* macerate; *meter, minim, molar, muscle, myopia,* and *manipulus,* handful, also symbol for *strength of pole.*

m. Abbreviation for *meta-.*

μ. Abbreviation for Gr. *micron.*

M. A. Abbreviation for *meter angle.*

M + Am. Compound myopic astigmatism.

Ma., ma. Abbreviation for *milliampere.*

Mac. Abbreviation for L. *ma'cera,* macerate.

macabuhay (mak-ah-boo-hī'). A plant of the Philippines, *Menisper'mum cris'pum:* used as a febrifuge and emetic, and externally in the treatment of rabies

macaco worm (mah-kah'ko). The larva of the fly, *Dermato'bia noxia'lis,* of South America, which burrows under the skin of man and animals.

macallin (mak-al'in). An alkaloid from macallo, a tree of Yucatan: used like quinin.

MacBurney, etc. See under *McBurney,* etc.

mace (mās) [L *ma'cis*]. The dried aril or envelop of the fruit of the nutmeg-tree, *Myris'tica fra'grans* The volatile oil contains macene, and is used as a flavoring agent.

macene (mas'ēn) An essential oil, $C_{10}H_{16}$, from nutmeg flowers and from the oil of mace.

maceration (mas-er-a'shun) [L. *macera'tio*]. The softening of a solid by soaking.

macerative (mas'er-at-iv). Characterized by maceration.

Macewen's operation, triangle, etc. (mak-ew'enz) [Sir William *Macewen,* surgeon in Glasgow, 1848–1924] See *operation, triangle,* etc.

maché unit (mash-a'). See under *unit.*

macho (mah'tsho). The tubercle type of dermal leishmaniasis.

machonnement (mash-shōn-maw') [Fr.]. A chewing motion of the jaws.

machromin (mak-ro'min). A yellow substance formed by reducing maclurin with zinc and sulphuric acid. It turns blue when oxidized.

macies (ma'she-ēz). Latin for *wasting*.

macintosh (mak'in-tosh) [Charles *Macintosh*, Scotch chemist, 1766–1843, the inventor]. Cloth made waterproof by treating with a solution of india-rubber: used for surgical dressings

macis (ma'sis). See *mace*.

Mackenrodt's operation (mahk'en-rōts) [Alwin Karl *Mackenrodt*, German gynecologist, 1859–1926]. See *operation*.

Mackenzie's disease (mak-en'zē) [Sir James *Mackenzie*, English physician, 1854–1925]. See *x-disease*, under *disease*.

mackenzol (mak-en'zol). A proprietary oleobalsamic preparation used as an antiseptic in diseases of the nose, throat, and air-passages.

maclayin (mak-la'in). A glucosid, $C_{17}H_{32}O_{11}$, from *Illi'pe maclaya'na:* a strong local irritant.

MacLean-Maxwell disease [Charles Murray *MacLean*, physician in West Africa; James Laidlaw *Maxwell*, English physician in Formosa]. See under *disease*.

MacLeod's rheumatism [Roderick *MacLeod*, Scotch physician, 1795–1852]. See *rheumatism*.

maclurin (mak-loo'rin). A yellow, crystalline substance, pentahydroxy-benzophenone, $(OH)_3C_6H_2.CO.C_6H_3(OH)_2$, occurring in the wood of *Mo'rus tincto'ria*, or yellow-wood

macrencephalia, macrencephaly (mak-ren-sef-a'le-ah, -sef'al-e) [Gr. μακρός long + ἐγκέφαλος brain]. Hypertrophy of the brain.

macrobacterium (mak"ro-bak-te're-um). A large bacterium.

Macrobdel'la deco'ra. A leech widely distributed in the United States and Canada.

macrobiosis (mak"ro-bi-o'sis) [Gr. μακρός long + βίος life]. Longevity; long life.

macrobiotia (mak"ro-bi-o'she-ah). Same as *macrobiosis*.

macroblast (mak'ro-blast) [Gr. μακρός large + βλαστός germ]. An abnormally large red blood-cell, a large young normoblast, a megaloblast.

macrobrachia (mak-ro-bra'ke-ah) [Gr. μακρός long + βραχίων arm]. Abnormal size or length of arms.

Macrocanthorhyn'chus hirudina'ceus. A parasitic worm very common in swine and said to occur in man in Russia. It is transmitted by certain insects.

macrocardius (mak-ro-kar'de-us) [Gr. μακρός large + καρδία heart]. A monster-fetus with an extremely large heart.

macrocephalia, macrocephaly (mak"ro-sef-a'le-ah, mak-ro-sef'al-e) [Gr. μακρός large + κεφαλή head]. Excessive size of the head.

macrocephalic (mak"ro-sef-al'ik). Macrocephalous.

macrocephalous (mak-ro-sef'al-us). Having an excessively large head.

macrocheilia (mak-ro-ki'le-ah) [Gr. μακρός large + χεῖλος lip]. Abnormal or excessive size of the lips, as in some cases of lymphangioma and cretinism.

macrocheiria (mak-ro-ki're-ah) [Gr. μακρός large + χείρ hand]. Excessive size of the hands.

macrochemical (mak-ro-kem'ik-al). Pertaining to macrochemistry.

macrochemistry (mak-ro-kem'is-trē) [Gr. μακρός large + *chemistry*]. Chemistry in which the reactions may be seen with the naked eye.

macrochilia (mak-ro-ki'le-ah) [Gr. μακρός large + χεῖλος lip]. Same as *macrocheilia*.

macrochiria (mak-ro-ki're-ah) [Gr. μακρός large + χείρ hand]. Excessive size of the hands.

macrocnemia (mak-rok-ne'me-ah) [Gr. μακρός large + κνήμη shin]. Abnormal size of the legs below the knee.

macrococcus (mak-ro-kok'us) [Gr. μακρός large + κόκκος berry]. A bacterial coccus of the largest recognized type.

macrocolon, macrocoly (mak-ro-ko'lon, mak'ro-ko-le). Abnormal length of the sigmoid flexure and descending colon.

macroconidium (mak"ro-ko-nid'e-um). A large-sized conidium.

macrocornea (mak-ro-kor'ne-ah) [Gr. μακρός large + *cornea*]. Unusually large size of the cornea.

macrocyst (mak'ro-sist) [Gr. μακρός large + κύστις cyst]. A large cyst.

macrocytase (mak-ro-sī'tās). A cytase formed by the macrocytes, and capable of causing destruction of animal cells. Cf. *microcytase*.

macrocyte (mak'ro-sīt) [Gr μακρός large + κύτος cell]. 1. An abnormally large erythrocyte, *i. e.*, one from 10 to 12 μ in diameter. 2. A large lymphocyte.

macrocythemia (mak"ro-si-the'me-ah) [*macrocyte* + Gr. αἷμα blood] The occurrence of macrocytes in the blood. **hyperchromatic m.**, macrocythemia in which the macrocytes are abnormally rich in hemoglobin, called also *macrocytar hyperchromatism*.

macrocytosis (mak"ro-si-to'sis). The formation of macrocytes.

macrodactyly, macrodactylia (mak-ro-dak-til'e, mak"ro-dak-til'e-ah) [Gr. μακρός large + δάκτυλος



Macrodactyly Localized hypertrophy of a single finger (Ridlon).

finger]. Abnormal largeness of the fingers and toes.

macrodont (mak'ro-dont). Possessing large teeth.

macrodontia, macrodontism (mak-ro-don'she-ah, mak'ro-don-tizm) [Gr μακρός large + ὀδούς tooth]. Excessive size of the teeth.

macro-erythroblast (mak-ro-er'ith-ro-blast) A very large nucleated red blood-corpuscle.

macro-esthesia (mak"ro-es-the'ze-ah) [Gr μακρός great + αἴσθησις feeling] A sensation as if all things were larger than they really are.

macrogamete (mak-ro-gam'ēt) [Gr. μακρός large + γαμέτη wife]. The female form of the malarial parasite which, fertilized by a flagellum in the mosquito, becomes a zygote and goes through the exogenous cycle of development.

macrogametocyte (mak"ro-gam-e'to-sīt) [Gr. μακρός long + γαμέτης spouse + κύτος cell] The female form of the malarial parasite which transferred from man to the mosquito becomes a macrogamete.

macrogamy (mak-rog'am-e). Conjugation or fusion between adult protozoan individuals.

macrogastria (mak-ro-gas'tre-ah) [Gr μακρός large + γαστήρ stomach]. Dilatation of the stomach.

macrogenesy (mak-ro-jen'is-e) [Gr. μακρός large + γένεσις production] Gigantism.

macrogenitosomia (mak"ro-jen"it-o-so'me-ah) [Gr. μακρός large + *genital* + Gr. σῶμα body]. General precocious bodily development with unusual size of the genital organs.

macroglossia (mak-ro-glos'e-ah) [Gr. μακρός large + γλῶσσα tongue]. Hypertrophy of the tongue.

macrognathia (mak-ro-na'the-ah) [Gr. μακρός large + γνάθος jaw]. Enlargement of the jaw.

macrographia (mak-ro-gra'fe-ah). Macrography.

macrography (mak-rog'raf-e) [Gr. *μακρός* large + *γράφειν* to write]. The formation in writing of letters that are larger than the normal writing of the individual.

macrolabia (mak-ro-la'be-ah) [Gr. *μακρός* large + L. *la'bium* lip]. Same as *macrocheilia*.

macroleukoblast (mak-ro-lu'ko-blast). A very large leukoblast.

macromania (mak-ro-ma'ne-ah) [Gr. *μακρός* large + *μανία* madness]. 1. Delusive belief that external objects or one's own members are larger than they really are. 2. Megalomania; delirium of grandeur.

macromastia (mak-ro-mas'te-ah) [Gr. *μακρός* large + *μαστός* breast]. Oversize of the breasts or mammæ.

macromazia (mak-ro-ma'ze-ah) [Gr. *μακρός* large + *μαζός* breast]. Same as *macromastia*

macromelia (mak-ro-me'le-ah). Enlargement of one or more members, due to occlusion of the lymph-channels.

macromelus (mak-rom'el-us) [Gr. *μακρός* long + *μέλος* limb]. A fetus with abnormally large or long limbs.

macromere (mak'ro-mēr) [Gr. *μακρός* large + *μέρος* part]. A large blastomere.

macromerozoite (mak"ro-mer-o-zo'it). A large merozoite.

macromonocyte (mak-ro-mon'o-sīt). A very large monocyte

macronormoblast (mak-ro-nor'mo-blast). A very large nucleated red blood-corpuscle.

macronormochromoblast (mak"ro-nor-mo-kro'-mo-blast). A macronormoblast.

macronucleus (mak-ro-nu'kle-us) [Gr. *μακρός* large + *nucleus*]. The principal nucleus of a cell, distinguished from the micronucleus or accessory nucleus. Called also *trophonucleus*.

macronychia (mak-ro-nik'e-ah) [Gr. *μακρός* long + *ὄνυξ* nail]. Abnormal length of the fingernails.

macropathology (mak"ro-path-ol'o-je) [Gr. *μακρός* large + *pathology*]. The non-microscopic pathologic account of any disease or organ.

macrophage, macrophagus (mak'ro-fāj, mak-rof'a-gus) [Gr. *μακρός* large + *φαγεῖν* to eat]. Metchnikoff's name for a large mononuclear wandering phagocytic cell which originates in the tissues. Cf. *endotheliocyte*.

macrophagocyte (mak-ro-fag'o-sīt). A phagocyte of relatively large size.

macrophallus (mak-ro-fal'us) [Gr. *μακρός* large + *φαλλός* penis]. Abnormal largeness of the penis.

macrophotograph (mak-ro-fo'to-graf) [Gr. *μακρός* large + *photograph*]. An enlarged photograph.

macrophthalmous (mak-rof-thal'mus) [Gr. *μακρός* large + *ὀφθαλμός* eye]. Having abnormally large eyes.

macropia (mak-ro'pe-ah) [Gr. *μακρός* large + *ὤψ* eye]. Same as *macropsia*.

macroplasia (mak-ro-pla'ze-ah) [Gr. *μακρός* large + *πλάσις* forming]. Excessive growth of a part or tissue.

macroplastia (mak-ro-plas'te-ah). Macroplasia.

macropodia (mak-ro-po'de-ah) [Gr. *μακρός* large + *πούς* foot]. Excessive size of the feet.

macropromyelocyte (mak"ro-pro-mi'el-o-sīt). A very large promyelocyte.

macroprosopia (mak"ro-pro-so'pe-ah) [Gr. *μακρός* large + *πρόσωπον* face]. Excessive size of the face.

macropsia (mak-rop'se-ah) [Gr. *μακρός* large + *ὄψις* vision]. A condition in which objects seen appear to be larger than they really are; called also *macropia* and *megalopsia*.

macrorhinia (mak-ro-rin'e-ah) [Gr. *μακρός* large + *ῥίς* nose]. Hypertrophy and enlargement of the nose.

macroscelia (mak-ro-se'le-ah) [Gr. *μακρός* large + *σκέλος* leg]. Excessive size of the legs.

macroscopic (mak-ro-skop'ik) [Gr. *μακρός* large + *σκοπεῖν* to view]. Visible with the unaided eye or without the microscope.

macroscopy (mak-ros'ko-pe). Examination wtih the naked eye.

macrosis (mak-ro'sis) [Gr. *μακρός* large]. Increase in size.

macrosmatic (mak-ros-mat'ik) [Gr. *μακρός* large + *ὀσμάειν* to smell]. Having the sense of smell strongly or acutely developed.

macrosomatia, macrosomia (mak"ro-so-ma'she-ah, mak-ro-so'me-ah) [Gr. *μακρός* large + *σῶμα* body]. Great bodily size.

macrosome (mak'ro-sōm) [Gr. *μακρός* large + *σῶμα* body]. One of the larger granules seen in the nuclei of certain cells.

macrospore (mak'ro-spōr) [Gr *μακρός* large + *σπορός* seed]. An unusually large spore.

Macros'toma mesni'li. Same as *Chilomastix mesnili*.



Macrostoma (Gould and Pyle).

macrostomia (mak-ro-sto'me-ah) [Gr. *μακρός* large + *στόμα* mouth]. Abnormal largeness of the mouth.

macrostructural (mak-ro-struk'tur-al). Pertaining to gross structure.

macrotia (mak-ro'she-ah) [Gr. *μακρός* large + *οὖς* ear]. Excessive size of the ears.

macrotin (mak'ro-tin). A proprietary resin or concentration derived from cimicifuga. Dose, ½–2 gr. (0.033–0.133 gm).

macrotome (mak'ro-tōm) [Gr. *μακρός* large + *τομή* cut]. An apparatus for cutting large sections of tissue for anatomic study.

macrotys (mak-ro'tis). Cimicifuga.

macula (mak'u-lah), pl. *mac'ulæ* [L.]. A stain or spot; a discolored spot on the skin not elevated above the surface. **maculæ acusticæ** (mak'u-le a-kus'tis-e), the terminations of the acoustic nerve in the utricle or saccule. **mac'ulæ al'bidæ**, white spots sometimes seen after death on the serous layer of the peritoneum. **mac'ulæ atroph'icæ**, white patches resembling scars formed on the skin by atrophy **mac'ulæ cæru'leæ**, bluish patches on the skin sometimes seen in pediculosis **cerebral m.** See *tache cérébrale*. **m. cor'neæ**, a corneal opacity **m. cribro'sa** [B N A], an area on the wall of the vestibule perforated for the passage of filaments of the auditory nerve. It includes the *m. cribro'sa infe'rior*, for branches to the posterior semicircular canal, the *m. cribro'sa me'dia*, for branches to the sacculus; the *m. cribro'sa supe'rior*, for branches to the utricle and superior semicircular canals; and the *m. cribro'sa quar'ta*, for the cochlear nerve. **m. fla'va** [B N A], a part of the anterior end of the vocal cord at which a yellowish nodule is visible. **m. follic'uli**, the point in a graafian follicle where rupture occurs. **m. germinati'va**, the germinal area. See *area*. **m. gonorrho'ica**, a red spot at the orifice of the vulvovaginal gland in gonorrheal vulvitis. Called also *Sänger's m.* **mac'ulæ lac'teæ.** Same as *maculæ albidæ*. **m. lu'tea** [B N A], the point of clearest vision at the center of the retina. **Mongolian m.**, Mongolian spots. **Robert's m.**, a mass of coloring-matter seen in the red corpuscles when blood is treated with dilute tannic acid solution. **m. sac'culi**, a

patch of sensory epithelium in the saccule. **Sänger's m.** See *m. gonorrhoica*. **m. sola'ris**, a freckle; lentigo. **m. utric'uli**, a patch of sensory epithelium in the utricle. **mac'ulæ tendin'eæ.** Same as *maculæ albidæ*.

maculanin (mak-u-lan'in). Potassium amylate: it is caustic, like potassium hydroxid, but milder in action.

macular (mak'u-lar). Characterized by maculæ.

maculate (mak'u-lāt) [L. *macula'tus* spotted]. Spotted or blotched.

maculation (mak-u-la'shun) [L. *mac'ula* spot]. The condition of being spotted; the formation of spots or maculæ.

macule (mak'ūl). See *macula*.

maculocerebral (mak"u-lo-ser'e-bral). Affecting the macula lutea and the brain.

maculopapular (mak"u-lo-pap'u-lar). Both macular and papular.

maculopapule (mak"u-lo-pap'ūl). A lesion resembling both a macule and a papule.

MacWilliam's test [John Alexander *MacWilliam*, English physician, born 1857]. See under *tests*.

mad (mad). 1. Insane; affected with madness. 2. Affected with rabies; rabid.

madarosis (mad-ar-o'sis) [Gr. μαδαρός bald]. Loss of the eyelashes or eyebrows (Galen).

madder (mad'er). The root of *Ru'bia tincto'ria*, affording a red dye.

Maddox prism, rod (mad'ox) [Ernest Edmund *Maddox*, contemporary English ophthalmologist]. See *prism* and *rod*.

madefaction (mad-e-fak'shun) [L. *madefac'ere* to moisten]. The act of moistening or making wet.

Madelung's deformity and **neck** [Otto Wilhelm *Madelung*, surgeon in Strassburg, 1846–1926] See *deformity* and *neck*.

madescent (mad-es'ent) [L. *mades'cere* to become moist] Slightly moist.

madidans (mad'id-ans). Moist, wet.

Madura foot (ma-du'rah). See *mycetoma*.

Madurella (mad-u-rel'ah) The type of organisms found in mycetoma which have septate mycelia. **M. myceto'mi.** See *Actinomyces maduræ*.

maduromycosis (mad-u-ro-mi-ko'sis). Mycetoma.

Mag. Abbreviation for L. *mag'nus*, large

mageiric (maj-i'rik) [Gr. μαγειρικός relating to cookery]. Pertaining to cookery or dietetics.

Magendie's foramen, solution (ma-jen'dēz) [François *Magendie*, French physiologist, 1783–1855]. See *foramen* and *solution*.

magenta (mah-jen'tah). Same as *basic fuchsin*. **acid m.**, acid fuchsin

magisal (mag'is-al). Magnesium acetosalicylate used in place of aspirin.

magistery (maj'is-ter-e) [L. *magiste'rium; magis'ter* master]. A precipitate; any subtle or masterly preparation.

magistral (maj'is-tral) [L. *magis'ter* master]. Pertaining to a master: a term used to denote medicines that are prepared in accordance with a physician's prescription.

Magitot's disease (mazh-it-ōz') [Emile *Magitot*, French dentist, 1833–1897] See *disease*.

magma (mag'mah) [Gr. μάσσειν to knead]. An amorphous mass of finely divided material. **m. bismu'thi**, milk of bismuth. **m. magne'siæ** (U. S. P.), milk of magnesia. Dose as antacid, 1 fl.dr. (4 c.c.); as laxative, 4 fl.dr. (15 c.c.).

Magnan's movement, sign (mag'nanz) [Valentin, Jacques Joseph *Magnan*, alienist in Paris, 1835–1916]. See *movement* and *sign*

magnesia (mag-ne'ze-ah) [the name of a district in ancient Lydia]. Magnesium oxid, MgO, a white and light powder: aperient and antacid. Dose, 15–60 gr. (1–4 gm.). **m. al'ba**, a hydrated magnesium carbonate. **calcined m., light m.**, the ordinary form of magnesia. **heavy m., m. pondero'sa**, a fine, white, dense, and heavy powder, identical with ordinary or light magnesia, except in its physical properties. **Henry's m.**, a proprietary preparation of heavy magnesia. **Husband's m.**, a proprietary preparation of heavy magnesia. **m. lev'is, m. us'ta**, light or ordinary magnesia. **milk of m.**, a milky magnesium hydroxid, $Mg_2H_2O_2$, mixed with water: aperient. Dose, ½–4 fl.dr. (2–15 c.c.) for infants.

magnesic (mag-ne'sik). Relating to or containing magnesium or one of its compounds.

magnesite (mag-ne'sīt). Native magnesium carbonate, $MgCO_3$ used like plaster of Paris in splints and dressings.

magnesium (mag-ne'ze-um), gen *magne'sii* [L.]. A white, metallic element; symbol, Mg, atomic weight, 24.32; specific gravity, 1.75 **m. benzoate**, a white, crystalline powder, $(C_6H_5CO_2)_2Mg$. used in gout and urinary calculus. Dose, 2½–15 gr. (0.15–1 gm.) **m. borate.** See *antifungin*. **m. borocitrate**, the borocitrate of magnesium. Dose, 2–4 dr. (8–16 gm.). **m. bromid**, colorless deliquescent crystals, $MgBr_2\,6H_2O$: used as a nervine in doses of 5–15 gr. (0.32–1 gm.). **m. carbo'nas effer'vescens**, an effervescent preparation of magnesium carbonate Dose, ¼–1 oz. (7.8–30 gm.). **m. carbonate**, a mildly aperient antacid, $(MgCO_3)_4\,Mg(OH)_2 + 5H_2O$. Dose, 15–60 gr. (1–4 gm.). It is prepared in two forms, *m. c. lev'is* (light magnesium carbonate), in friable masses or in a fine white powder, or in a much heavier form, *m. c. pondero'sa*, but the two are identical, except in physical properties. **m. chlorid**, transparent crystals of $MgCl_2\,6H_2O$ used as a laxative **m. ci'tras granula'tus**, a granulated preparation of the citrate of magnesium. Dose, 2–8 dr. (8–32 gm.). **m. fluorid**, a white, antiseptic powder. **m. glycerinophosphate**, a soluble white, crystalline powder. $C_3H_7O_3PO_3Mg$ a nerve tonic. Dose, 2–5 gr. (0.13–0.333 gm.). **m. gynocardate**, a white powder used for leprosy Dose, 15–60 gr. (1.4 gm.). **m. ichthyolate**, calcined magnesia. 100 parts, combined with ichthyol, 775 parts, an antiseptic powder. **m. lactate**, a salt in colorless crystals, $(CH_3.CHOH.CO_2)_2Mg + 3H_2O$ aperient Dose, 15–45 gr. (1–3 gm.). **m. loretinate, basic**, a salt in yellow crystals, $MgI\,O.C_9H_4N\,SO_3\,5H_2O$ an antiseptic for external use **m. loretinate, neutral**, a salt in salmon-yellow prisms, $Mg(I\,OH.C_9H_4N\,SO_3)_2\,7H_2O$. **m. oxid**, a compound, MgO, formed by calcining magnesium carbonate **m. permanganate**, an antiseptic salt, $Mg(MnO_4)_2.6H_2O$, in bluish-black crystals **m. peroxid**, MgO_2; a white powder, insoluble in water, but gradually decomposed with the liberation of oxygen. **m. phenolsulphonate**, a white, bitter, crystalline salt, $(OH.C_6H_4\,SO_2\,O)_2Mg\,7H_2O$ antiseptic and purgative. Dose, 15–30 gr. (1–2 gm.) **m. salicylate**, a salt, $(OH\,C_6H_4.CO_2)_2Mg + 4H_2O$, in colorless crystals, antiseptic used in typhoid, etc. Dose, 15–30 gr. (1–2 gm.). **m. silicate**, $3MgSiO_3\,5H_2O$ used in diarrhea **m. sozoiodolate**, an antiseptic salt, $(C_6H_2I_2(OH)SO_3)_2Mg + 8H_2O$, in colorless needles **m. sulphate**, Epsom salt, a white, crystalline salt, $MgSO_4 + 7H_2O$, a refrigerant hydragogue cathartic used in dysentery, colic, and the early stages of febrile diseases Dose, 1–8 dr. (4–32 gm.). **m. sulphate, dried**, is used like the ordinary sulphate, from which it differs in the expulsion of five-sevenths of its water of crystallization by heat **m. sulphite**, an antiseptic, $MgSO_3 + 6H_2O$ a useful application to gangrenous and sanious sores, and as a remedy for fermentative dyspepsia. It has also been used subcutaneously and intravenously in tetanus. Dose, 5–30 gr. (0.333–2 gm.).

magnet (mag'net) [L. *mag'nes;* Gr. μάγνης magnet]. A lodestone; native iron oxid that attracts iron; also a bar of steel or iron that attracts iron and has

magnetic polarity. **electro-m.**, a piece of soft iron rendered temporarily magnetic by an electric current passing in a helix around the iron. **Grüning's m.**, a magnet made up of a number of steel rods: used in removing particles of iron and steel from the eye. **Haab's m.**, a powerful magnet for extracting foreign metallic bodies from the eye. **horseshoe-m.**, a magnet-shaped like the letter U. **permanent m.**, one with permanent magnetic qualities. **temporary m.**, a substance that possesses magnetic properties only during the passage of an electric current or when a fixed magnet is near it.

magnetic (mag-net'ik). Pertaining to, derived from, or having the properties of, a magnet.

magnetism (mag'net-izm). Magnetic attraction or repulsion. **animal m.**, mesmerism.

magnetization (mag"net-iz-a'shun). The act or process of rendering an object or substance magnetic.

magneto-electricity (mag"net-o-e-lek-tris'it-e). Electricity induced by means of a magnet.

magneto-induction (mag"net-o-in-duk'shun). See *induction, magnetic.*

magnetology (mag-net-ol'o-je). That branch of physics which treats of magnetics.

magnetometer (mag-net-om'et-er) [*magnetic* + Gr. *μέτρον* measure]. An apparatus for measuring magnetic forces.

magneton (mag'net-on). An ultimate elemental magnetic particle

magnetotherapy (mag"net-o-ther'ap-e). The treatment of disease by magnets or by magnetism.

magnetropism (mag-net'ro-pizm) [*magnet* + Gr. *τρόπος* turning]. The turning of the direction of growth of an organism under the influence of a magnet.

magniductor (mag-nid-uk'tor). The adductor femoris magnus.

magnification (mag"nif-ik-a'shun) [L. *magnifica'tio, mag'nus* great + *fa'cere* to make]. Apparent increase in size under the microscope.

magnify (mag'nif-ī) [L. *mag'nus* great + *fa'cere* to make]. To cause to appear larger than is natural by the use of lenses or suitable mirrors.

magniscope (mag'nis-kōp). A variety of chromophotograph.

magnodat (mag'no-dat) Magnesium peroxid

Magnolia (mag-no'le-ah) [after Pierre *Magnol*, 1638–1715]. 1. A genus of magnoliaceous trees. 2. The bitter aromatic bark of *M. acumina'ta, M. glau'ca,* and *M. tripet'ala:* diaphoretic and antifebrile. Dose, 20–60 gr. (2–4 gm.).

magnum, os magnum (mag'num) [L. "great bone"]. The largest of the bones in the distal row of the carpus.

magolan (mag'o-lan). A proprietary organic phosphorus compound used in diabetes.

mahamari (mah-hah-mah're). The native name for a form of plague occurring in the southern slopes of the Himalayas.

Mahler's sign (mah'lerz) [Richard A. *Mahler*, contemporary German obstetrician]. See *sign.*

ma huang (mah-hoo-ang'). The native name for a Chinese variety of *Ephedra vulgaris.* See *Ephedra.*

maidalokri (mi-dal-ok're). The bark of *Tetranthe're ra laurifo'lia,* of India: used in dysentery and diarrhea.

maidenhead (ma'dn-hed). 1. Virginity. 2. The hymen.

maidism, maidismus (ma'id-izm, ma-id-iz'mus) [L *ma'is* maize]. Pellagra, poisoning by damaged maize.

Maier's sinus (mi'erz) [Rudolf *Maier*, German physician, 1824–1888]. See under *sinus.*

maieusiomania (mi-u"se-o-ma'ne-ah) [Gr. *μαιευσις* childbirth + *mania*]. Puerperal mania.

maieusiophobia (mi-u"se-o-fo'be-ah) [Gr. *μαιευσις* childbirth + *φόβος* fear]. Morbid dread of childbirth.

maieutic (mi-u'tik). 1. Obstetric. 2. A rubber bag for dilating the uterine cervix.

maieutics (mi-u'tiks). Obstetrics.

maim (mām). 1. To disable by a wound; to dismember by violence. 2. A dismemberment or disablement effected by violence.

main d'accoucheur (mān dak-oo-shuhr') [Fr.]. Obstetrician's hand. See under *hand*

main en crochet (ma nong kro-shā'). A permanently flexed condition of the third and fourth fingers.

main en griffe (ma nong grif') [Fr.]. Same as *claw-hand.*

main en singe (ma-nong-sēnzh'). See *monkey-hand,* under *hand.*

main en squelette (ma-nong-skel-et'). See *skeleton-hand,* under *hand.*

main succulente (mān suk-u-lent') [Fr.]. Edema of the hands.

maiosis (mi-o'sis). Same as *miosis* (2).

maiotic (mi-ot'ik). Same as *miotic* (4).

maisin (ma'zin). A protein found in the seeds of maize.

maisonneuve (ma-zo-nev') See *Maisonneuve's urethrotome,* under *urethrotome.*

Maisonneuve's bandage (ma-zo-nevz') [Jules Germain François *Maisonneuve,* French surgeon, 1809–1897]. See under *bandage.*

Maissiat's band (ma-se-az') [Jacques Henri *Maissiat,* French anatomist, 1805–1878]. See under *band.*

maizavena (ma-zah-ven'ah). A proprietary urinary antiseptic and diuretic.

maize (māz) [L *mays* maize] Indian corn; a cereal grain, the seed of *Zea mays.* See *Zea.*

maizenate (ma'zen-āt). Any salt of maizenic acid.

maizole (ma'zōl) A proprietary emulsion of corn oil used as a food remedy

maizolithium (ma-zo-lith'e-um). A solution of lithium maizenate diuretic and genito-urinary sedative. Dose, 1–2 fl.dr. (4–8 c.c.).

Majocchi's disease (mah-jok'ēz) [Domenico *Majocchi,* contemporary Italian physician]. See *disease.*

make (māk). The closure and completion of an electric current.

Makins's murmur (ma'kins) [Sir George Henry *Makins,* British surgeon, born 1853]. See under *murmur.*

makro-. For words thus beginning, see *macro-.*

mal (mahl) [Fr.; L. *ma'lum,* ill]. Disease. **m. de abajo,** Peruvian name for uterine cancer or syphilis. **m. d'Aviateur.** See *aviators' disease,* under *disease.* **m. de Caderas,** a disease of horses, mules, and dogs in South America which is characterized by weakness especially of the hind quarters and a staggering, swinging gate It is caused by *Trypanosoma equinum* which is probably transmitted by flies (Musca brava?). Dogs may get it by eating infected meat. **m. de Cayenne,** elephantiasis. **m. de coit.** Same as *dourine.* **m. comitial,** epilepsy. **m. d'estomac,** ankylostomiasis. **m. de los pintos** (da lōs pin'tos). See *pinta.* **m. de Melada,** symmetric keratodermia of the extremities, occurring endemically in the island of Melada. **m. de mer** (deh mār'), sea-sickness. **m. perforant,** perforating ulcer of the foot. **m. perforant palatin,** perforating ulcer of the roof of the mouth. **petit m.,** a mild attack of epilepsy. **m. de siete dias,** seven-day disease. **m. de Zousfana,** a disease of horses in Algeria; probably a form of surra.

mala (ma'lah) [L.]. The cheek or cheek-bone.

malabar itch (mal'ab-ar). See under *itch.*

malabathrum (mal-ab-ath'rum) [L.]. The leaf of *Cinnamo'mum tam'ala:* formerly used in medicine.

Malacarne's pyramid, space (mal-ah-kar'nāz) [Michele Vincenzo Giacintos *Malacarne*, Italian surgeon, 1744–1816]. See *pyramid* and *space*.

malachite green (mal'ak-īt). See under *green*.

malacia (mal-a'se-ah) [Gr. *μαλακία*]. 1. The morbid softening or softness of a part or tissue. 2. Craving for highly spiced food and dishes, as pickles, salads, mustard, etc. **myeloplastic m.** Same as *osteogenesis imperfecta*.

malacin (mal'as-in). See *malakin*.

malacoma (mal-ak-o'mah). Morbid softening; also a morbidly soft part or spot.

malacoplakia (mal"ak-o-pla'ke-ah) [Gr. *μαλακός* soft + *πλάξ* plaque]. The formation of soft patches on the mucous membrane of a hollow organ. **m. vesi'cæ**, a soft, yellowish, fungus-like growth on the mucous membrane of the bladder and ureters.

malacosarcosis (mal"ak-o-sar-ko'sis) [Gr. *μαλακός* soft + *σάρξ* flesh]. Softness of muscular tissue.

malacosis (mal-ak-o'sis). Same as *malacia*.

malacosteon (mal-ak-os'te-on) [Gr. *μαλακός* soft + *ὀστέον* bone]. Morbid softness of the bones; osteomalacia.

malacotic (mal-ak-ot'ik). Inclined to malacia, soft: said of teeth

malacotomy (mal-ak-ot'o-me) [Gr. *μαλακός* soft + *τέμνειν* to cut]. Incision of the abdominal wall.

malactic (mal-ak'tik) [Gr. *μαλακός* soft]. 1. Softening, emollient. 2. An emollient medicine.

maladie (mal-ad-e') [Fr.]. A disease **m. bronzée** (braw-za'), epidemic hemoglobinuria. **m. cystique** (sis-tēk'), cystic degeneration of the breast. **m. de Woillez** (du woy-ya'). See *Woillez's disease*, under *disease*. **m. du coit** (du ko-e'). See *dourine*.

malady (mal'ad-e) [Fr. *maladie*]. Any disease or illness.

malagma (mal-ag'mah) [Gr.]. An emollient or cataplasm.

malaise (mal-āz') [Fr]. Any uneasiness or indisposition, discomfort, or distress.

malaka (mal'ak-ah). Salicylid-paraphenetidin: antirheumatic and antipyretic.

malakin (mal'ak-in). Salicyl-paraphenetidin, $C_6H_4(OC_2H_5).N.CH.C_6H_4(OH) + H_2O$, a patented antipyretic and antirheumatic, in yellow needles. It is insoluble in cold water, slightly soluble in alcohol, and soluble in hot alcohol and solutions of alkaline carbonates. Dose, 15 gr. (1 gm.).

malakoplakia. See *malacoplakia*

malalignment, malalinement (mal-al-īn'ment). A condition in which the teeth are displaced from their normal relation to the line of the dental arch.

malanders (mal'an-derz). See *mallanders*.

malandrin (mal-an'drin). A homeopathic remedy from grease (equine small-pox) used as a preventive of variola.

malar (ma'lar) [L. *ma'la* cheek]. Pertaining to the cheek.

malaria (mah-la're-ah) [It. *mal'aria*, bad air]. A febrile disease, formerly supposed to be due to poisonous emanations from damp ground, but now known to be caused by a blood parasite; more correctly, the emanations themselves. *Tertian m.* is caused by Plasmodium vivax: *quartan m.* by P. malariæ; *estivo-autumnal, tropical, quotidian, subtertian*, and *malignant tertian m.* by P. falciparum. See *fever, malarial*, and *plasmodium*. **bovine m.**, Texas fever. See under *fever*. **hybrid m.**, malaria modified by being associated with another disease.

malarial (mal-a're-al). Pertaining or due to malaria.

malarialize (mal-a're-al-īz). To infect with malarial poison.

malariated (mal-a're-a-ted). Affected with malaria.

malarin (mal'ar-in). A crystalline powder, $C_6H_5C(CH_3):N.C_6H_4.OC_2H_5$, acetophenonephenetidin: antipyretic and antineuralgic, but dangerous. Dose, 8–15 gr. (0.6–1 gm); patented.

malariology (mal-a-re-ol'o-je) [*malaria* + Gr. *λόγος* treatise]. The study of malaria.

malariosis (mal-a-re-o'sis). A condition seen in soldiers who have recovered from malaria, in which they consider that they are permanently disabled thereby, and are entitled to care and a pension.

malariotherapy (mal-a"re-o-ther'ap-e). Treatment of general paralysis or paresis by infecting the patient with the parasite of tertian malaria.

malarious (mal-a're-us). Pertaining to or marked by the presence of malaria.

Malassez's disease, rests, method (mal-as-āz') [Louis Charles *Malassez*, physiologist in Paris, 1842–1909]. See under *disease, rest*, and *staining*.

Malassezia (mal-as-e'ze-ah) [Louis Charles *Malassez*]. A genus of fungi. *M. fur'fur* causes tinea versicolor; *M. trop'ica* causes tinea flava.



Malassezia (Rivas).

malassimilation (mal"as-im-il-a'-shun) [L. *ma'lus* ill + *assimila'tio* a rendering like]. Imperfect assimilation.

malate (ma'lāt). Any salt of malic acid.

malaxation (mal-aks-a'shun) [L. *malaxa'tio*]. An act of kneading; kneading movement in massage.

malcœur (mal-ker'). Ankylostomiasis.

maldigestion (mal-di-jes'tshun). Impaired digestion

male (māl). 1. A person or animal of the sex that begets young or that produces spermatozoa. 2. Masculine.

malemission (mal-e-mish'un) The failure of the semen to be discharged from the meatus in coition.

maleness (māl'nes). The catabolic diathesis in the embryo.

Malerba's test (mah-ler'bahz) [Pasquale *Malerba*, Italian physician, died 1917]. See under *tests*

maleruption (mal-e-rup'shun) The eruption of a tooth so as to be out of its normal position.

malformation (mal-for-ma'shun) [L. *ma'lus* evil + *forma'tio* a forming]. Defective or abnormal formation; deformity.

Malgaigne's amputation, fossa, hernia, hook, pads (mal-gānz') [Joseph François *Malgaigne*, French surgeon, 1806–1865]. See *amputation, fossa, hernia, hook, pad*, etc

maliasmus (mal-e-as'mus). Glanders, or farcy.

malic acid (mal'ik) See *acid*.

malicor (mal'ik-or) [L. *malico'rium* apple-skin]. The strongly astringent, coriaceous rind of pomegranate fruit.

malignancy (mal-ig'nan-se) [L. *maligna're* to act maliciously]. A tendency to progress in virulence.

malignant (mal-ig'nant) [L *malig'nans* acting maliciously]. Virulent, and tending to go from bad to worse.

malignin (mal-ig'nin). A ferment supposed to exist in cancer cells and giving them their malignant character.

malignometer (mal-ig-nom'et-er) [*malignant* + Gr. *μέτρον* measure]. An apparatus for detecting the existence of malignancy by observing the color reaction of the urine.

mali-mali (mah''le-mah'le). A form of palmus, or jumping disease, endemic in the Philippines.

malingerer (mal-in'ger-er) [Fr. *malingre* sickly]. One who feigns illness.

malingering (mal-ing'er-ing). The feigning of illness, pathomimesis.

malingeroscope (mal-in'ger-o-skōp). An apparatus for detecting malingering with regard to alleged defects of vision.

malinterdigitation (mal-in-ter-dij-it-a'shun). Abnormal interdigitation of the teeth.

Mall's formula, ovum [Franklin Paine *Mall*, Baltimore anatomist, 1862–1917]. See *formula* and *ovum*.

mallanders (mal'an-derz). A scab variety of eczema above the forefoot and about the knee of a horse. Called also *mallenders* and *callenders*.

malleability (mal''e-ab-il'it-e). The quality of being malleable.

malleable (mal'e-ab-l) [L. *mallea're* to hammer]. Susceptible of being beaten out into a thin plate.

mallease (mal'e-ās). A neutralized and filtered solution of glanders bacilli in 8 per cent. antiform: used in testing for glanders. See *Konew's test*, under *tests*

malleation (mal-e-a'shun) [L. *mallea're* to hammer]. Sharp and swift muscular twitching of the hands.

mallein (mal'e-in) [L *mal'leus* glanders]. The endotoxin of *Pfeifferella malle'i*. It consists of the germ-free bouillon in which the organism has grown and is used in the diagnosis of glanders, since, when injected into an animal affected with glanders, it causes a rise of temperature

malleinization (mal''e-in-is-a'shun). Inoculation with mallein.

mallenders (mal'en-derz). See *mallanders*.

malleoidosis (mal-e-oi-do'sis). Same as *melioidosis*.

malleo-incudal (mal''e-o-ink'u-dal). Pertaining to the malleus and incus.

malleolar (mal-e'o-lar). Pertaining to a malleolus.

malleolus (mal-e'o-lus), pl. *malle'oli* [L. "little hammer"]. A hammer-headed process of bone. **external m.**, **lateral m.**, **outer m.**, the lowest point of the fibula. **inner m.**, **medial m.**, the lowest point of the tibia.

malleotomy (mal-e-ot'o-me) [*malleus* + Gr. *τομή* a cut]. 1. The operation of dividing the malleus in cases of ankylosis of the ossicles of the middle ear. 2. The operation of separating the malleoli by dividing the ligaments which hold them together.

malleus (mal'e-us) [L. "hammer"]. 1. The mallet-shaped ossicle of the middle ear 2. Glanders.

mallochorion (mal-o-ko're-on) [Gr. *μαλλός* wool + *chorion*]. The primitive mammalian chorion: so called from its villi.

Mallophaga (mal-of'ag-ah) [Gr *μαλλός* wool + *φαγεῖν* to eat] A group of biting lice feeding on the feathers and hair of birds.

Mallory's bodies, stain (mal'or-ēz) [Frank Burr *Mallory*, pathologist in Boston, born 1863]. See under *body* and *stain*.

mallotoxin (mal-o-toks'in). See *rottlerin*.

mallotus (mal'o-tus). See *Kamala*.

mallow (mal'o) [L. *mal'va*]. Any plant of the genus *Mal'va*. The flowers and leaves of *M. sylves'tris* and *M rotundifo'lia* are demulcent **high m.**, *M. sylvestris*. **low m.**, *M. rotundifolia*. **marsh-m.** See *Althæa*.

malnutrition (mal-nu-trish'un). Imperfect assimilation and nutrition.

malocclusion (mal-ok-lu'shun). Such malposition of the teeth as will interfere with the highest efficiency during the excessive movements of the jaw which are essential to the function of mastication (A. D. A.). **close-bite m.**, malocclusion in which the labial teeth pass their proper occlusal planes so that the lower incisors strike the gum behind the upper incisors **open-bite m.**, malocclusion in which the labial teeth are prevented from coming together by occlusion of the buccal teeth.

malonal (mal'o-nal). Same as *barbital*.

malonyl (mal'o-nil). The divalent radical, $OCCH_2CO$. **m. urea.** See *barbituric acid*, under *acid*.

maloplasty (ma'lo-plas-te) [L. *ma'la* cheek + Gr. *πλάσσειν* to form]. Plastic surgery upon the cheek.

malpighian (mal-pig'e-an). Of, pertaining to, or described by, the Italian anatomist, Marcello *Malpighi* (1628–1694). See *body* and *corpuscle*.

malposed (mal-pōsd'). Not in the normal position.

malposition (mal-po-zish'un) [L. *ma'lus* bad + *posi'tio* placement]. Abnormal or anomalous position.

malpractice (mal-prak'tis) [L. *mal* bad + *practice*]. Improper or injurious practice; unskilful and faulty medical or surgical treatment.

malpraxis (mal-prax'is). Malpractice.

malpresentation (mal''prez-en-ta'shun). A faulty, abnormal, or untoward fetal presentation.

malrotation (mal-ro-ta'shun). Abnormal or pathologic rotation, as of the spinal column.

malt (mawlt) [L. *mal'tum*]. Grain, for the most part barley, which has been soaked, made to germinate, and then dried it contains dextrin, maltose, and diastase. It is nutritive and digestant, aiding in the digestion of starchy foods, and is used in tuberculosis, cholera infantum, and other wasting diseases. Dose of extract (U. S. P.), 1–2½ dr. (4–10 gm.), of fluidextract, 1–2 fl oz. (15–60 c.c.). **m. liquors**, alcoholic beverages derived from fermented infusions of malt: they include beer, ale, and porter.

Malta fever (mawl'tah). See *fever*.

maltase (mawl'tās). A ferment which converts maltose into dextrose. It is found widely distributed in the animal and vegetable world.

maltaven (mawl'tav-en). A proprietary vitamin preparation.

malthusianism (mal-thu'se-an-izm) [Rev. T. R. *Malthus*, English economist, 1766–1834]. The doctrine that at the normal rate of increase the population tends to increase faster than the means of sustenance can; and that, therefore, society should check the growth of population by late marriages and sexual continence.

maltine (mawl-tēn'). A proprietary food preparation of malt.

maltobiose (mawl-to-bi'ōs). Same as *maltose*.

malto-dextrin (mawl-to-deks'trin). A dextrin convertible into maltose.

maltol (mawl'tol) A proprietary food prepared from predigested cereals and nuts.

maltopepsin (mawl-to-pep'sin). A proprietary digestant remedy.

maltopetral (mawl-to-pet'ral). A proprietary malt extract with tasteless petroleum and hypophosphites.

maltosazone (mawl-to-sa'zōn). The phenylosazone of maltose. It is a yellow crystalline substance formed by treating maltose with phenylhydrazin and acetic acid. The crystals melt at 205° C. and may be used in identifying maltose.

maltose (mawl'tōs). Malt-sugar, $C_{12}H_{22}O_{11} + H_2O$, a white crystalline disaccharid formed when starch is hydrolyzed by certain enzymes It is a glucose-alpha-glucoside and on hydrolysis by maltase yields glucose.

maltosid (mawl'to-sid). A compound homologous with a glucosid, but in which the sugar is maltose instead of glucose.

maltosuria (mawl-to-su're-ah). The presence of maltose in the urine.

malto-yerbine (mawl-to-yer'bin). An expectorant preparation of malt and yerba santa. used in pulmonary diseases.

maltrogen (mawl'tro-jen). A proprietary nutrient preparation of malt extract, olive oil, and glycerin.

maltropon (mawl-trop'ōn). A combination of tropon and lecithin, used as a galactagogue.

maltsanta (mawlt-san'tah). A preparation of maltzyme and yerba santa usually employed as a sedative and tonic for respiratory mucous membranes

malt-sugar. Maltose.

maltum (mal'tum). Latin for *malt.*

malturned (mal-ternd') Turned abnormally: said of teeth twisted on their central axes.

maltzyme (mawlt'zīm): A proprietary food and therapeutic preparation.

malum (ma'lum) [L for evil or disease]. **m. cox'æ,** hip disease. **m. per'forans pe'dis,** perforating ulcer of the foot. **m. seni'le,** a variety of arthritis deformans peculiar to aged persons. See *morbus coxæ senilis.* **m. vene'reum,** syphilis. **m. vertebra'le suboccipita'les,** tuberculosis of the atlas and axis

malunion (mal-u'nyon). Union of the fragments of a fractured bone in a faulty position.

Malva (mal'vah) [L.]. See *mallow.*

mal'væ fo'lia. Mallow leaves

Maly's test (mah'lēz) [Richard Leo *Maly,* Austrian chemist, 1839–1894]. See under *tests.*

mamaliga (mah-mal-e'gah) A solid cornmeal mush made from coarsely ground meal used by the peasants of Roumania

mamanpian (mah-mahn"pe-ahn') [Fr. *maman* mother + *pian* yaw] Mother-yaw. See *yaw.*

mamelonated (mam'el-on-a-ted). Having nipple-like elevations on the surface.

mamelonation (mam-el-o-na'shun). The development of nipple-like, rounded prominences on a part.

mamilla, etc (mam-il'ah). See *mammilla,* etc.

mamma (mam'ah), pl. *mam'mæ* [L.] The mammary gland; the breast **accessory m., supernumerary m.,** mammary glands in excess of the normal number **m. viri'lis** [B N A], male breast, the mammary gland in the male.

mammagen (mam'aj-en) A proprietary preparation of extracts from the pituitary, corpus luteum, placenta, and mammary gland used to increase lactation

mammal (mam'al). An individual belonging to the Mammalia

mammala (mam'al-ah). A proprietary milk food preparation in dried form.

mammalgia (mam-al'je-ah) [L. *mam'ma* breast + Gr. ἄλγος pain]. Pain in a mamma; mastalgia.

Mammalia (mam-a'le-ah) [L *mam'ma* breast]. A division of vertebrate animals, including all that suckle their young.

mammalogy (mam-al'o-je) [*mammal* + Gr. λόγος treatise] The study of mammals

mammary (mam'ar-e) [L. *mamma'rius*]. Pertaining to the mamma.

mammectomy (mam-ek'to-me) [L. *mam'ma* breast + Gr ἐκτομή excision] Excision of the breast

mammiform (mam'if-orm) [L. *mam'ma* breast + *for'ma* form]. Shaped like the mamma.

mammilla, mamilla (mam-il'ah) [L.]. The nipple, also any nipple-like structure.

Mammillaria (mam-il-a're-ah). Same as *Anhalonium.*

mammillary (mam'il-a-re). Like or pertaining to a nipple.

mammillate, mammillated (mam'il-āt, mam'-il-a-ted) [L. *mammilla'tus*]. Having nipple-like projections.

mammillation (mam-il-a'shun) [L. *mammilla'tio*]. 1. The condition of being mammillated. 2. A mammilliform protuberance.

mammilliform (mam-il'if-orm) [L. *mammil'la* nipple + *for'ma* form]. Shaped like a nipple.

mammilliplasty (mam-il'ip-las-te) [L. *mammil'la* nipple + Gr. πλάσσειν to shape]. Plastic surgery of the nipple, thelyplasty.

mammillitis (mam-il-i'tis) [L *mammilla* nipple + *-itis*]. Inflammation of the nipple

mammin (mam'in) [L. *mam'ma* breast]. A preparation of mammary glands, used as a hemostatic in uterine hemorrhage

mammitis (mam-i'tis). Same as *mastitis.*

mammose (mam-ōs') [L. *mammo'sus*]. 1 Having large breasts, or mammæ. 2. Mammillated.

mammotomy (mam-ot'o-me) See *mastotomy.*

Man. Abbreviation for L. *manip'ulus,* a handful.

manaca (man'ak-ah). The Brazilian plant, *Brunfel'sia (Franciscea) hopea'na:* used in the treatment of gout and rheumatism. Dose of fluidextract, 10–60 mm (0.66–4 c c)

manacaline (man'ak-al-in). An antirheumatic combination of manaca, cimicifuga, and colchicin.

manchineel (man-kin-ēl'). The *Hippom'ane mancinel'la,* a tree of tropical America. It abounds in a caustic poisonous sap or juice.

mancinism (man'sin-izm) [L. *man'cus* crippled]. Left-handedness.

Mandel's test (man'delz) [John Alfred *Mandel,* physiologic chemist in New York, born 1865]. See under *tests*

Mandelbaum's reaction (man'del-bawm) [M. *Mandelbaum,* contemporary German physician]. See *reaction.*

mandible (man'dib-l) [L. *mandib'ulum*]. The bone of the lower jaw.

mandibula (man dib'u-lah). [B N A] The mandible

mandibular (man-dib'u-lar). Pertaining to the lower jaw-bone.

mandibulopharyngeal (man-dib"u-lo-far-in'je-al). Pertaining to the mandible and the pharynx.

Mandragora (man-drag'or-ah) [L.]. A genus of solanaceous plants. *M officina'lis,* the true or oriental mandrake, has the general properties of belladonna, and was formerly used as a narcotic and sedative

mandragorin (man-drag'or-in). A poisonous alkaloid, $C_{15}H_{19}NO_2$, from mandragora its properties are much like those of atropin

mandrake (man'drāk). See *Mandragora* and *podophyllum.*

mandram (man'dram). A West Indian stomachic and stimulant mixture.

mandrel, mandril (man'drel, man'dril). A shaft in which a tool is held for rotation.

mandrin (man'drin). A stilet or guide for a catheter.

manducation (man-du-ka'shun) [L. *manduca'tio*]. The mastication or chewing of food.

manducatory (man du'ka-to-re). Pertaining to, or adapted to, chewing.

maneuver (man-oo'ver) Any dexterous proceeding. **Deutsch's m.,** the maneuver of pushing up and rotating the fetus when in internal version it has become wedged at the internal strait. **Jendrassik's m.,** a procedure for emphasizing the patellar reflex the patient hooks his hands together by the flexed fingers and pulls apart as hard as he can. **Naegeli's m.,** pushing upward of the patient's head with one hand under the occiput and the other

under the jaw, for cure of nosebleed. **Prague m.**, a method in breech presentation of engaging the head by bringing down the breech and making traction on the head with the finger which is hooked over the nape of the neck.

manganese (man-gan-ēs') [L. *man'ganum, mangane'sium*]. 1. A metal resembling iron; symbol, Mn, atomic weight, 54 93; specific gravity, 7.2. 2. The trade name for manganous dioxid. **m. albuminate,** a salt in yellow-white scales used in chlorosis and anemia **m. butyrate** has been used by intramuscular injection in the treatment of dermatoses due to salvarsan **m. citrate,** $Mn_3(C_6H_5O_7)_2$: used in making solution of iron peptonate and manganese **m. dioxid,** the black oxid of manganese, MnO_2 It is a strong oxidizing agent and is used in amehorrhea, anemia, and irritable stomach. Dose, 2–5 gr (0 133–0.333 gm.). **m. hypophosphite,** $Mn[P(OH)_2]_2.H_2O$. **m. iodid.** Dose of syrup, 10–30 min (0 666–2 c.c) **m. peptonate,** a preparation used for chlorosis and anemia **m. saccharate,** a brown powder used for chlorosis and anemia **m. sulphate,** a salt, $MnSO_4 + 4H_2O$ used as a cholagogue and cathartic in nervous disorders, and locally as a counterirritant Dose, 2–5 gr (0 133–0 333 gm.).

manganum (man'gan-um). Latin for *manganese.*

mangasol (man'gas-ol). Chlorphenolsulphonate of magnesium, a brown, antiseptic powder. Dose, 10–30 gr. (0.6–2 gm).

mange (mānj). A communicable disease of domestic animals, due to itch mites of the family Sarcoptidæ.

Mangifera (man-gif'er-ah). See *mango.*

mango (man'go). The fruit of *Mangif'era in'dica.* The root and bark of this tree are used as an astringent and tonic for mucous membranes

mangosteen (man'gos-tēn). The fruit of *Garcin'ia mangosta'na* its rind is astringent.

mangostin (man'gos-tin) A yellow, crystalline compound from mangosteen rind

mania (ma'ne-ah) [Gr. *μανία* madness]. A variety of insanity characterized by an expansive emotional state, such as wild excitement, hallucinations, delusions, and violent tendencies; insanity with exaltation, as distinguished from melancholia, or insanity with depression. **acute hallucinatory m.** See *Ganser's syndrome*, under *syndrome.* **alcoholic m.,** insanity due to the misuse of alcoholic stimulants. **m. à po'tu,** delirium tremens. **Bell's m.,** acute periencephalitis. **dancing m.** See *choromania.* **doubting m.,** doubting insanity **epileptic m.,** mania with acts of violence following, preceding, or replacing an epileptic attack. **histrionic m.,** mania marked by dramatic speech and gestures **hysteric m.,** mania as one of the concomitants of a hysteric condition. **m. mi'tis,** the mildest form of mania. **periodic m.,** a condition in which maniacal attacks of varying duration follow one another at more or less regular intervals **puerperal m.,** the insanity which sometimes follows childbirth. **Ray's m.,** moral insanity. **reasoning m.,** simple mania with active but perverted ideation. **religious m.,** mania with abnormal or perverted religious impulses. **m. secan'di,** undue haste to perform unnecessary surgical operations. **transitory m.,** severe frenzied mania, the attacks of which are of short duration.

maniac (ma'ne-ak) [L. *mani'acus*]. One who is affected with mania

maniacal (man-i'ak-al). Affected with mania.

manic (ma'nik). Pertaining to or affected with mania

manic-depressive insanity. See under *insanity.*

manicure (man'ik-ūr) [L. *ma'nus* hand + *cu'ra* care]. 1 A process or method of caring for and embellishing the hand. 2. One who professionally cares for the hands and nails.

manifold (man'if-old). See *omasum.*

manigraphy (ma-nig'raf-e) [Gr. *μανία* madness + *γράφειν* to write]. Description of insanity in its various forms.

manihot (man'e-hot). See *cassava* and *Jatropha.*

manikin (man'ik-in). A model of the body, with movable members and parts, used to illustrate anatomy.

Manip. Abbreviation for L. *manip'ulus*, a handful.

maniphalanx (man-if-a'lanks) [L. *ma'nus* hand + *phalanx*]. A phalanx of the hand Cf. *pedi-phalanx.*

manipulation (man-ip-u-la'shun) [L. *manipula're* to handle]. Skilful or dexterous treatment by the hand. **conjoined m.,** manipulation with both hands.

manipulus (man-ip'u-lus). Latin for *handful.*

Mann's sign [John Dixon *Mann*, English physician, 1840–1912]. See *sign.*

manna (man'ah) [L]. A sweet, concrete, aperient exudation containing mannite, from *Fraxi'nus or'nus.* It is a mild aperient and cholagogue. Dose, ½–1 fl oz. (15–30 c c.). **Armenian m.,** a variety growing upon the oak, and containing glucose **Australian m.,** a manna from various species of *Eucalyp'tus,* containing melitose. **Briancon m.,** a manna from larch boughs, containing melezitose. **fat-m.,** impure commercial manna in soft, brown masses. **m. se'ri,** lactose. **tamarisk m.,** a variety from *Tam'arix mannif'era,* a tamarisk of Arabia containing saccharose, glucose, and dextrin **trehala m.,** a manna from Persia containing trehalose This manna is from *Æth'iops per'sica,* and contains the cocoons of an insect, *Lar'inus macula'tus.* In Asia varieties of manna are obtained from *Alha'gi camelo'rum, Astrag'alus adnes'cens, A florulen'tus,* and other trees and shrubs.

Mannaberg's sign (man'ab-ergz) [Julius *Mannaberg*, physician in Vienna, born 1860]. See under *sign.*

mannan (man'an). A hard white insoluble polysaccharid which yields mannose on hydrolysis It is found in the vegetable ivory nut, *Phytelephas macrocarpa.*

mannitan (man'it-an). A syrupy liquid, $C_6H_{12}O_5$, obtainable from mannite.

mannite (man'īt). Same as *mannitol.*

mannitol (man'it-ol). An unfermentable hexatomic alcohol, $CH_2OH(CHOH)_4CH_2OH$, the principal constituent of ordinary manna **m. hexanitrate,** $C_6H_8(O\,NO_2)_6$, an effective vasodilator.

mannitose (man'it-ōs). Same as *levulose.*

Mannkopf's sign (man'kopfs) [Emil Wilhelm *Mannkopf*, German physician, 1836–1918]. See under *sign.*

manno-hydrazone (man''o-hi'dra-zōn). The phenyl-hydrazone of mannose It consists of colorless plate-like crystals which melt at 195° C and may be used in identifying mannose.

mannose (man'ōs). A monosaccharid, $CH_2OH-(CHOH)_4CHO$, an aldehyd sugar produced by the oxidation of mannitol It is very similar to glucose in its general properties and is conveniently prepared by hydrolyzing the vegetable ivory nut

mannosocellulose (man-o-so-sel'u-lōs). A variety of cellulose from coffee; it is changed by hydrolysis into mannose and glucose.

manol (ma'nol). A proprietary antiseptic syrup: used for whooping-cough.

manola (man-o'lah). A tonic preparation of cod-liver oil, coca, china, mano-nut, and phosphates.

manolymph glands (man'o-limf). See *hemolymph glands,* under *gland.*

manometer (man-om'et-er) [Gr. *μανός* thin + *μέτρον* measure]. An instrument for measuring the pressure or tension of liquids or gases, as the blood, etc. **König's m.,** an apparatus by which

the notes of a musical instrument connected with it produce variations in the appearance of a flame, and thus indicate the character of the vibrations

manometric (man-o-met'rik). 1. Pertaining to or ascertained by the manometer. 2. Varying with the pressure, as, a *manometric* cicatrix.

manoscopy (man-os'ko-pe). The measurement of the density of gases.

Man. pr. Abbreviation for L. *ma'ne pri'mo*, early in the morning.

manquea (mahn-ka'ah). An infectious disease of young cattle in South America, caused by a minute oval bacillus. It is marked by the formation of abscesses upon the legs.

mansa (man'sah). The root or rhizome of *Houttuyn'ia califor'nica:* used as a tonic in dysentery and malaria; yerba mansa.

Manson's pyosis (man'sonz) [Sir Patrick *Manson*, British physician, 1844–1922]. See *pyosis*.

mantle (man'tl). The cortex of the cerebrum. See *pallium*

manual (man'u-al) [L. *manua'lis; ma'nus* hand]. Of or pertaining to the hand; performed by the hand or hands.

manubrium (man-u'bre-um) [L. "handle"]. 1. The uppermost piece of the sternum (*m. ster'ni*). 2. The inferior process of the malleus (*m. mal'lei*).

manudynamometer (man"u-di-nam-om'et-er) [L. *ma'nus* hand + Gr. *δύναμις* force + *μέτρον* measure] An apparatus for measuring the force of the thrust of an instrument.

manus (ma'nus) [L. "the hand"]. The hand. **m. ca'va,** a hand deformed by a deep hollowing of the palm. **m. exten'sa,** backward deviation of the hand. **m. flex'a,** forward deviation of the hand. **m. pla'na,** flattening of the arch formed normally by the proximal row of the carpal bones, flat hand. **m. superexten'sa,** manus extensa **m. val'ga,** club-hand marked by deflection of the hand toward the ulnar side. **m. va'ra,** club-hand marked by deflection of the hand to the radial side.

manustupration (man"u-stu-pra'shun) [L. *manustupra'tio*]. Masturbation, or self-pollution.

manyplies (men'ip-liz) See *omasum*

Manz's glands (manz) [Wilhelm *Manz*, German ophthalmologist, 1833–1911] See under *gland*.

manzanilla (man-zah-nil'ah) [Sp.]. A variety or brand of sherry wine.

manzanita (man-zah-nē'ta) [Sp., dim of *manzana* apple] A small shrub or tree of the genus *Arctostaphylos*, found in the western part of the United States.

M. A. O. Abbreviation for *Master of Obstetric Art*.

maqui (mah'kwē). A liliaceous shrub of South America its berries afford an antifebrile wine.

Maragliano's serum (mah-ral-yan'ō) [D. *Maragliano*, Italian physician, born 1849]. See under *serum*.

Marañon's sign (mar-ohn'yonz) [Gregorio *Marañon*, contemporary Spanish physician] See under *sign*.

Maranta (mah-ran'tah) L. after *B. Maranta*]. A genus of tropical herbs. the roots of several species afford arrowroot.

marantic (mah-ran'tik) [Gr. *μαραλνειν* to waste]. Pertaining to or of the nature of marasmus

maraschino (mar-as-ke'no) [Ital]. A liqueur prepared in Italy and Dalmatia from cherries.

marasmatic, marasmic (mar-az-mat'ik, mar-az'-mik). Affected with or of the nature of marasmus.

marasmoid (mar-az'moid) [Gr. *μαρασμός* a wasting + *εἶδος* form]. Resembling marasmus.

marasmus (mar-az'mus) [Gr. *μαρασμός* a wasting]. Progressive wasting and emaciation, especially such a wasting in infants when there is no obvious or ascertainable cause. It is also called *infantile atrophy, m. infanti'lis,* and *m. lactan'tium*.

maratrik (mar-at'rik). A mixture of 1 cgm. of morphin hydrochlorate, 2 mgm. of neutral atropin sulphate, and 1 5 cgm. of sedasina gualdoni: used as a local and regional algesic.

marble (mar'bl) [L *mar'mor*]. Native crystalline calcium carbonate occurring as a rock. **m. bones.** See *Albers-Schoenberg marble bones*, under *bone*.

marbleization (mar-bel-iz-a'shun). The state of being veined like marble.

marc (mark) [Fr.]. The residue left after the pressing of grapes for wine or olives for their oil.

Marchand's adrenals (mar'shandz) [Felix *Marchand*, German pathologist, born 1846]. Accessory adrenals in the broad ligament.

Marchi's bundle, reaction, tract, etc. (mar-kē'z) [Vittorio *Marchi*, contemporary Italian physician]. See *bundle, reaction, tract,* etc.

marcid (mar'sid) [L. *mar'cere* to waste away]. Wasting away.

Marckwald's operation (mark'valts) [Max *Marckwald*, German surgeon, born 1844]. See *operation*.

marcov (mar'kov) [L *marcere* to wither]. Marasmus

Maréchal's test (mar-a-shalz') [Louis Eugène *Maréchal*, contemporary French physician]. See under *tests*.

marennin (mar-en'in) A green pigment from the oysters of Marennes, in France; derived from the chlorophyl of a microörganism that infests them.

mareo (mar-a'o) [Sp.]. Sea-sickness. **m. de la Cordillera,** mountain sickness

mare's tail. See *erigeron*

maretin (mar-e'tin). A white, colorless, tasteless powder, methylated acetanilid or carbamic acid-metatolylhydrazid, $CH_3 C_6H_4 (NH)_2 CO NH_2$. It is used as an antipyretic. Dose, 2–7½ gr. (0 13–0 5 gm)

Marey's law (mar-ēz') [Étienne Jules *Marey*, French physiologist, 1830–1904]. See *law*.

Marfan's disease, method of puncture (mar-fahnz') [Bernard-Jean Antonin *Marfan*, pediatrist in Paris, born 1858]. See under *disease* and *method*.

margaric acid (mar-gar'ik). See *acid*.

margarin (mar'gar-in) [Gr. *μάργαρον* pearl]. 1. The (theoretic) trimargarate of propenyl. 2. An artificial butter made from natural fats, oils, and butter.

margavid (mar'gav-id). Pearl-like.

margarone (mar'gar-ōn). See *palmitone*.

Margar'opus annula'tus. A species of tick common in the southern United States, Africa, and South America. It transmits *Piroplasma bigeminum*, the cause of Texas fever in cattle.

margin (mar'jin). A bounding line; an edge. **gingival m.,** the border of the gingiva surrounding, but unattached to, the necks of the teeth. **gum m.,** the edge of the gums at the necks of the teeth.

marginal (mar'jin-al) [L. *mar'ginalis; mar'go* margin]. Pertaining to a margin or border.

margination (mar-jin-a'shun). Adhesion of leukocytes to the blood-vessel walls in the early stages of inflammation.

marginoplasty (mar-jin'o-plas-te) [L. *mar'go* margin + Gr. *πλάσσειν* to mold]. Surgical renewal of a border, as of the eyelid.

margo (mar'go) [L.]. An edge or border.

margosa oil (mar-go'sah). See under *oil*.

margosate (mar'go-sāt). A salt of margosic acid. The margosates have antiprotozoal action and are used in syphilis.

margosic acid (mar-go'sik). See under *acid.*

mariahuana (mah-re-ah-wah'nah). An extremely poisonous weed found in Mexico, probably cannabis indica.

Marie's disease, sign (mar-ēz) [Pierre *Marie,* French physician, born 1853]. See under *disease* and *sign.*

marigold (mar'ig-old). See *Anthemis, Calendula, Matricaria, Tagetes.*

Marinesco's succulent hand (mar-in-is'kōz) [Georges *Marinesco,* Roumanian physician]. See under *hand.*

Mariotte's experiment, law, spot (mar-e-ots') [Edme *Mariotte,* French physicist, 1620–1684]. See *experiment, law, spot.*

marisca (mar-is'kah), pl. *maris'cæ* [L. *maris'ca* a pile]. A hemorrhoid

mariscal (mar-is'kal). Hemorrhoidal.

maritonucleus (mar''it-o-nu'kle-us) [L. *mar'itus* married + *nucleus*]. The nucleus of the ovum after the sperm-cell has entered it.

Marjolin's ulcer (mar-zho-lanz') [Jean Nicolas *Marjolin,* 1780–1850]. See under *ulcer.*

marjoram (mar'jo-ram). See *Origanum.*

markasol (mar'kas-ol). Bismuth borophenate, $Bi_2O_3B(C_6H_5)(CO_3)_4H_2O$ a white powder used as an antiseptic for wound-dressing.

markings, Fontana's (mar'kingz) The minute transverse folds seen on a divided nerve-trunk.

marmoration (mar-mo-ra'shun) [L. *mar'mor* marble]. Marbleization.

Marmo's method (mar'mōz) [Serafino *Marmo,* contemporary Italian obstetrician]. See under *method.*

Marmorek's serum (mar'mo-reks) [Alexander *Marmorek,* Austrian physician living in Paris, born 1865]. See under *serum.*

marmorekin (mar-mor'ek-in). Marmorek's antistreptococcus serum, antistreptococcin: a serum for use in erysipelas.

marmot (mar'mot). The tarbagan; a large fur-bearing rodent, *Arctomys bobac;* it is a natural reservoir for the plague which is transmitted by a flea, *Ceratophyllus silantiew'i* **small m.** See *Spermophilus*

Marriott's method (mar'e-ots) [Williams McKim *Marriott,* American physician, born 1885]. See under *method.*

Marris's atropin test (mar'is). See under *tests.*

marrol (mar'ol). A dietetic preparation of ox-marrow, malt extract, and calcium phosphate.

marrow (mar'o). The soft material that fills most of the cavities and cancelli of the bones. It is made up of a meshwork of connective tissue containing branching connective-tissue corpuscles, the meshes of the meshwork being filled with marrow-cells, which consist variously of fat-cells, large nucleated cells or myelocytes, and multinucleated giant-cells called myeloplaxes **black m.,** a pigmented marrow seen in the melanosis of old horses. **fat-m.,** yellow bone-marrow. **red m.,** marrow of developing bone, of the ribs, vertebræ, and many of the smaller bones. This variety of marrow is regarded as having an important hematopoietic function. **spinal m.,** the spinal cord, or myelon. **m. spoon,** gouge for removing marrow from bones. **yellow m.,** ordinary bone-marrow of the kind in which the fat-cells predominate.

Marrubium (mar-u'be-um) [L.]. See *horehound.*

mars (marz) [L.]. An old name for iron.

Marsden's paste (marz'denz) [Alexander *Marsden,* London surgeon, 1832–1902]. See *paste.*

Marsdenia (mars-de'ne-ah). See *condurango.*

Marsh's disease (marsh-ez) [Sir Henry *Marsh,* Irish physician, 1790–1860]. Exophthalmic goiter.

Marsh's test (marshez) [James *Marsh,* English chemist, 1789–1846]. See under *tests.*

Marshall's fold (mar'shalz) [John *Marshall,* English anatomist, 1818–1891]. See under *fold, vestigial.*

Marshall Hall's disease, facies, etc. [English physician, 1790–1857]. See *disease, facies,* etc.

marsh-fever (marsh-fe'ver). See *fever.*

marsh-gas (marsh-gas'). See *methane.*

marshmallow (marsh'mal-o). See *Althæa.*

marsupial (mar-su'pe-al) [L. *marsu'pium* a pouch]. One of a class of mammals characterized by the possession of an abdominal pouch in which the young are carried for some time after birth.

marsupialization (mar-su''pe-al-iz-a'shun) [L. *marsu'pium* pouch]. The operation of stitching the edges of an ovarian tumor to the edges of the abdominal wound so as to leave a pouch. The sac suppurates, fills with granulations, and shrinks.

marsupia patella'ria (mar-su'pe-ah). The alar ligaments of the knee.

marsyle (mar'sīl). A preparation of organic arsenic and iron, being the cacodylate of iron. Called also *iron cacodylate.*

martial (mar'shal) [L. *martia'lis; mars* iron]. Containing iron: ferruginous.

Martin's bandage, disease, operation, etc. (mar'tinz) [Henry Austin *Martin,* American surgeon, 1824–1884]. See under *bandage, disease,* and *operation.*

Martin's tube (mar'tinz) [August *Martin,* gynecologist in Berlin, born 1847]. See *tube*

Martinotti's cell, vaccine (mar-tin-ot'ē) [Giovanni *Martinotti,* Professor of Pathologic Anatomy, University of Bologna] See under *cell* and *vaccine.*

martol (mar'tol). A semifluid preparation from the shells of cacao, containing theobromin, phosphates, iron tannate, etc.

martonite (mar'to-nīt) A war gas mixture composed of 80 per cent of bromo-acetone and 20 per cent. of chloro-acetone

Maruta (mah-ru'tah) [L.] A genus of composite-flowered herbs *M. cot'ula,* mayweed or dog-fennel, is used like chamomile.

maschaladenitis (mas-kal-ad-en-i'tis) [Gr. μασχάλη armpit + ἀδήν gland + -ιτις inflammation]. Inflammation of the glands of the axilla.

maschalephidrosis (mas''kal-ef-id-ro'sis) [Gr. μασχάλη armpit + ἐφίδρωσις excessive sweating]. Excessive sweating in the armpits.

maschaliatry (mas-kal-e-at're) [Gr. μασχάλη armpit + ἰατρεία treatment]. Medication by inunction into the armpit.

masculation (mas-ku-la'shun). The development of male characteristics

masculine (mas'ku-lin) [L. *masculi'nus*]. Pertaining to the male sex; male.

masculinity (mas-ku-lin'it-e) The possession of normal masculine qualities.

masculonucleus (mas''ku-lo-nu'kle-us). See *arsenoblast.*

Masini's sign (mah-ze'nēz) [contemporary Italian physician]. See *sign.*

mask (mask) [Fr. *masque*]. An appliance for shading, protecting, or medicating the face. **ecchymotic m.,** traumatic asphyxia. See *asphyxia.* **Esmarch's m.,** a frame of metal over which strips of gauze are stretched. used for administering ether or chloroform by inhalation. **Fontana's m.,** a transverse fold occurring on a nerve trunk at the point where it has been cut. **Hutchinson's m.,** a sensation as if the skin of the face were compressed by a mask; often a symptom of tabes dorsalis. **Kuhn's m.,** a mask to be worn over the nose and mouth, which, by obstructing the respiration, produces artificial hyperemia of the pulmonary tissues. It is used in treating pulmonary tuberculosis. **luetic m.,** a brownish, blotchy pigmentation over the forehead, temples, and cheeks,

sometimes seen in persons with tertiary syphilis. **Mikulicz's m.**, a mask for covering the surgeon's nose and mouth while operating It consists of a wire frame covered with gauze. **tropical m.**, chloasma bronzinum. **Tuttle's m.**, a wire frame covered with gauze to go over the face of a surgeon while operating. **uterine m.**, chloasma occurring during pregnancy or uterine disease.

masked (maskt) [L. *larva'tus*] Hidden or concealed; not obvious.

masochism (mas'o-kizm) [Leopold von Sacher-*Masoch*, an Austrian novelist]. Sexual perversion with enjoyment of being cruelly treated.

masochist (mas'o-kist). One who is given to masochism.

Mas. pil. Abbreviation for L. *mas'sa pilula'rum*, pill-mass.

masrium (mas're-um). A very rare metallic element; symbol, Ms, obsolete.

mass (mas) [L. *mas'sa*] 1. A body made up of cohering particles. 2. A cohesive mixture suitable for being made up into pills 3 That characteristic of matter which gives it inertia The mass of a hypothetic atom of atomic weight 1.000 (a dalton) is $1\ 648 \times 10^{-24}$ gm., and the mass of any other atom may be found by multiplying this number by the atomic weight of the atom. **achromatic m.**, the non-staining portion of the karyokinetic figure **blue m.** (*mas'sa hydrar'gyri*), metallic mercury rubbed up with honey of rose, etc, for making blue pill **electronic m.**, the mass of a negative electron when moving at moderate velocity It is $8\ 999 \times 10^{-28}$ gm **filar m.** See *spongioplasm* and *reticular structure*, under *structure* **intermediate m.** See *massa intermedia* **pill m., pilular m.**, a drug mass of the proper consistency for being made into pills. **Priestley's m.**, a green or brownish substance sometimes seen upon the canine and incisor teeth, chiefly in quite young persons; it is caused by a chromogenic microorganism. **Schultze's granular m's**, granular masses, consisting largely of broken-down blood-plaques, formed in the blood **Stent's m.**, a compound used in making dental impressions and molds for surgical work. **tigroid m's.** Same as *Nissl's bodies*. See under *body*. **Vallet's m.**, mass of ferrous carbonate (*mas'sa fer'ri carbona'tis*) Dose, in pills, 3–5 gr (0.3–0.333 gm). **ventrolateral m.**, that portion of the primitive lateral mass of the embryo from which are developed the abdominal, thoracic, and anterior cervical muscles.

massa (mas'ah). Latin for *mass* (q v). **m. car'nea jaco'bi syl'vii**, the accessorius muscle of the foot. **m. copa'ibæ**, copaiba, 94 parts, solidified by the addition of 6 parts of magnesia; solidified copaiba **m. fer'ri carbona'tis** (U. S. P), Vallet's mass containing 35 per cent. of ferrous carbonate, $FeCO_3$. **m. hydrar'gyri** (U. S. P), blue mass, containing 33 per cent. of finely divided mercury. **m. innomina'ta.** See *paradidymis*. **m. interme'dia**, a band of gray matter connecting the medial surfaces of the two thalami across the third ventricle Called also *intermediate mass*, *commissura mollis*, *soft commissure*, and *middle commissure*.

massage (mas-azh') [Fr.; Gr. μάσσειν to knead]. The systematic therapeutic friction, stroking, and kneading of the body. **auditory m.**, massage of the drum membrane. **Cederschiöld's m.**, massage by making rhythmic pressure over the parts. **douche-m.**, massage combined with the application of a douche **electrovibratory m.**, massage by means of an electric vibrator. **hydropneumatic m.**, massage by means of air forced through a tube at the end of which is a chamber containing water, the water chamber being applied to the part to be massaged. **tremolo m.**, a variety of mechanic massage. **vapor-m.**, treatment of a cavity by a medicated and nebulized vapor under interrupted pressure. **vibratory m.**, massage by rapidly repeated light percussion with a vibrating hammer or sound.

Masselon's spectacles (mas-el-awz') [Michel Julien *Masselon*, French physician, born 1844]. See *spectacles*.

massering, masseuring (mas-e'ring). Performing massage: used in the performance of massage.

Masset's test (mas-āz') [Alfred Auguste *Masset*, French physician, born 1870]. See under *tests*.

masseter (mas-e'ter) [Gr. μασητήρ chewer]. See *muscles, table of*.

masseteric (mas-et-er'ik). Pertaining to the masseter muscle.

masseur (mahs-ser') [Fr]. 1. A man who performs massage. 2. An instrument for performing massage.

masseuse (mahs-uhz') [Fr.]. A woman who performs massage.

massicot (mas'ik-ot). Lead monoxid, PbO.

massogran (mas'o-gran). A proprietary milk-curdling compound in granular form.

massol (mas'ol). A pill excipient made of gelatin, 40 gr, glycerin, 2 fl dr, powdered sugar, 3 dr; and distilled water to make 1 oz

Massol's bacillus (mas-olz') [Léon *Massol*, Swiss bacteriologist, 1837–1909]. *Bacillus bulgaricus*.

massolin (mas'o-lin) [Léon *Massol*, bacteriologist at Geneva, 1837–1909]. A pure culture of *Bacillus bulgaricus* in a medium adapted for introduction into the nose, throat, and other body cavities: used in chronic inflammatory conditions of the nose, throat, and sinuses.

massor (mas'or). Same as *masseur*

massotherapy (mas-o-ther'ap-e) [Gr. μάσσειν to knead + *therapy*]. The treatment of disease by massage.

massoy (mas-oi') The bark of *Massoi'a aromat'ica*, of Japan· used in diarrhea, colic, and spasms.

mastadenitis (mas"tad-en-i'tis) [Gr μαστός breast + ἀδήν gland + -ιτις inflammation]. Inflammation of the mammary gland.

mastadenoma (mas"tad-en-o'mah) [Gr. μαστός breast + ἀδήν gland + -ωμα tumor]. Tumor of the breast.

mastalgia (mas-tal'je-ah) [Gr. μαστός breast + ἄλγος pain]. Pain in the mammary gland.

mastatrophia, mastatrophy (mas-tat-ro'fe-ah, mas-tat'ro-fe) [Gr μαστός breast + *atrophy*]. Atrophy of the mammary gland.

mastauxe (mas-tawk'se) [Gr. μαστός breast + αὐξή increase]. Enlargement of the breast .

mast-cell (mast'sel) [Ger. " food-cell "] See *cell*.

mastectomy (mas-tek'to-me) [Gr μαστός breast + ἐκτομή excision]. Excision of the breast, mammectomy.

masthelcosis (mas-thel-ko'sis) [Gr. μαστός breast + ἕλκωσις ulceration]. Ulceration of the breast or mammary gland.

mastic (mas'tik) [L. *mas'tiche;* Gr. μαστίχη]. A resin obtained from *Pista'cia lentis'cus*, a tree of the Mediterranean region. It is styptic, stimulant, and stomachic, and is used in microscopy and in dentistry. **m. test.** See under *tests*

mastication (mas-tik-a'shun) [L. *mastica're* to chew]. The chewing of food.

masticatory (mas'tik-a-to-re). 1. Subserving or pertaining to mastication; affecting the muscles of mastication. 2. A remedy to be chewed but not swallowed.

mastiche (mas'tik-e). See *mastic*.

Mastigophora (mas-tig-of'o-rah) [Gr. μάστιξ whip + φέρειν to bear]. A class of protozoan organisms comprising those which have from one to four flagella. It has two important orders, the Flagellata and the Choano-flagellata. Several species are occasionally found as parasites within the hollow organs of the body.

mastigote (mas'tig-ōt). A member of the class *Mastigophora.*

mastisol (mas'tis-ol). A proprietary antiseptic varnish for surgical use.

mastitis (mas-ti'tis) [Gr. μαστός breast + -ιτις inflammation]. Inflammation of the breast; particularly inflammation of the mammary gland. **m. carcino'sa.** See *carcinoma mastitoides.* **interstitial m.**, inflammation of the stroma of the mammary gland. **m. neonato'rum**, inflammation of the breasts of new-born infants. **parenchymatous m.**, inflammation of the glandular substance of the breast. **phlegmonous m.**, abscess of the breast. **retromammary m.**, **submammary m.**, paramastitis. **stagnation m.**, a local engorgement affecting one or more lobules of the breast and forming a painful lump on the organ. It occurs during early lactation. Called also *caked breast.*

mastocarcinoma (mas"to-kar-sin-o'mah)[Gr. μαστός breast + *carcinoma*]. Carcinoma of the breast.

mastoccipital (mas-tok-sip'et-al). Same as *masto-occipital.*

mastochondroma, mastochondrosis (mas"to-kon-dro'mah, mas"to-kon-dro'sis) [Gr. μαστός breast + *chondroma*]. A chondroma, or cartilaginous tumor, of the breast.

mastodynia (mas-to-din'e-ah) [Gr. μαστός breast + ὀδύνη pain]. Pain in the breast.

mastoid (mas'toid) [Gr. μαστός breast + εἶδος form]. 1. Nipple-shaped. 2. The mastoid process of the temporal bone, sometimes called the mastoid bone 3. Pertaining to the mastoid process.

mastoidal (mas-toi'dal). Pertaining to the mastoid process of the temporal bone.

mastoidale (mas-toi-da'le). The lowest point of the mastoid process

mastoidalgia (mas-toi-dal'je-ah) [*mastoid* + Gr. ἄλγος pain] Pain in the mastoid region.

mastoidea (mas-toi'de-ah). The mastoid portion of the temporal bone.

mastoidectomy (mas-toi-dek'to-me) [*mastoid* + Gr. ἐκτομή excision]. Excision of the mastoid cells or antrum of the mastoid bone; total mastoid operation.

mastoideocentesis (mas-toi"de-o-sen-te'sis) [*mastoid* + Gr. κέντησις puncture]. Paracentesis of the mastoid cells.

mastoideum (mas-toi'de-um). The mastoid portion of the temporal bone.

mastoiditis (mas-toid-i'tis). Inflammation of the mastoid antrum and cells. **Bezold's m.**, a form in which the pus has escaped into the digastric groove and the head of the sternomastoid muscle. **m. exter'na**, inflammation of the periosteum of the mastoid process. **m. inter'na**, inflammation of the cells of the mastoid. **sclerosing m.**, mastoiditis attended with hardening and condensation of the bone.

mastoidotomy (mas-toid-ot'o-me) [*mastoid* + Gr. τέμνειν to cut]. Surgical opening of the antrum or cells of the mastoid bone.

mastologist (mas-tol'o-jist). An expert in mastology.

mastology (mas-tol'o-je) [Gr. μαστός breast + λόγος treatise]. The science or study of the mammary apparatus.

mastomenia (mas-to-me'ne-ah) [Gr. μαστός breast + μῆνες menses]. Vicarious menstruation from the breast.

mastoncus (mas-tong'kus) [Gr. μαστός breast + ὄγκος tumor]. A tumor of the breast or mammary gland.

masto-occipital (mas"to-ok-sip'it-al). Pertaining to the mastoid process and the occipital bone.

mastoparietal (mas"to-par-i'et-al) [*mastoid* + *parietal*]. Pertaining to the mastoid process and the parietal bone.

mastopathy (mas-top'ath-e) [Gr. μαστός breast + πάθος disease]. Disease of the mammary gland.

mastopexy (mas'to-peks-e) [Gr. μαστός breast + πῆξις fixation]. The surgical fixation of a pendulous mamma.

mastoplastia (mas-to-plas'te-ah) [Gr. μαστός breast + πλάσσειν to form]. Hyperplasia of breast tissue.

mastorrhagia (mas-to-ra'je-ah) [Gr. μαστός breast + ῥηγνύναι to burst forth]. Sudden hemorrhage from the mammary gland.

mastoscirrhus (mas-to-skir'us) [Gr. μαστός breast + σκίρρος hardness]. Hardening, or scirrhus, of the mammary gland.

mastosquamous (mas-to-skwa'mus). Pertaining to or affecting the mastoid and squama.

mastotomy (mas-tot'o-me) [Gr. μαστός breast + τέμνειν to cut]. Surgical incision of a mamma.

masturbation (mas-tur-ba'shun) [L. *ma'nus* hand + *stupra're* to rape]. Self-pollution; the causation of an orgasm by the hand or by any mechanical friction of the genitals.

masurium (mas-u're-um). A chemical element of atomic number 43 discovered in 1926 in platinum ores and certain other minerals.

Matas's band, operation (mat'as) [Rudolph *Matas*, surgeon in New Orleans, born 1860]. See *band* and *endo-aneurysmorrhaphy.*

mate (mah'ta) [Spanish American]. The dried leaves of *I'lex paraguayen'sis.* They are used like tea, and are diuretic, diaphoretic, and nutritive.

materia medica (mat-e're-ah med'ik-ah) [L. "medical material"]. That branch of medical study which deals with drugs, their sources, preparations, and uses.

Mate'ria Med'ica Pu'ra. Hahnemann's work giving the result of his provings of sixty-one drugs. It forms the basis of the homeopathic materia medica.

materies morbi (mat-e're-ēz mor'bi) [L. "substance of disease"]. The substance, virus, or principle which causes a disease. **m. pec'cans**, the offending substance.

materna (mat-er'nah). A proprietary phosphorus preparation used in the treatment of tuberculosis.

maternal (mat-er'nal) [L. *mater'nus; ma'ter* mother]. Pertaining to the mother.

maternity (mat-er'nit-e) [L. *ma'ter* mother]. 1. Motherhood. 2. A lying-in hospital.

maternology (mat-er-nol'o-je) [L. *ma'ter* + Gr. λόγος treatise]. The study of scientific motherhood; the art of motherhood and child rearing.

Mathieu's disease, serum (mat-e-ūz') [Albert *Mathieu*, physician in Paris, 1855–1917]. See *disease* and *serum.*

matico (mah-te'ko) [Sp.; a nickname for *Matthew*]. The leaves of *Pi'per angustifo'lium*, a shrub of South and Central America. They are stimulant and hemostatic, and are used in diarrhea, leukorrhea, cystitis, and internal hemorrhages. Dose, in powder, 30–60 gr. (2–4 gm.); of fluidextract, 30–60 min. (2–4 c.c.); of tincture, ½–2 fl.dr. (2–8 c.c.).

matlazahuatl (mat-lahz-ah-what'l). A form of typhus endemic in Mexico.

matrass (mat'ras). A glass vessel with a long neck used for treating dry substances in chemical operations.

matrical (mat'rik-al). Of or relating to a matrix.

Matricaria (mat-rik-a're-ah) [L.]. A genus of composite-flowered plants. The flowering tops of *M. chamomil'la*, or German chamomile, are mildly tonic and febrifuge, and are used like the English chamomile. Dose of fluidextract, 8–30 min. (0.533–2 c.c.).

matricial (ma-trish'al). Matrical.

matriclinous (mat-rik'lin-us). See *matroclinous.*

matriculation (mat-rik-u-la'shun) [L. *matric'ula* register]. Enrolment as a student in a college.

matridin (ma'trid-in). A crystalline alkaloid, $C_{16}H_{26}N$, from *Sophora angustifolia*.

matrilineal (ma-tri-lin'e-al) [L. *ma'ter* mother + *lin'ea* line]. Descended through the female line.

matrin (ma'trin). A crystalline alkaloid, $C_{15}H_{24}N_2O$, from *Sophora angustifolia*.

matrix (ma'triks) [L.]. 1. The uterus, or womb. 2. The groundwork in which anything is cast; a socket, as of a tooth; the intercellular substance. **hair-m.**, the epidermic root of the hair-follicle. **nail-m.**, the proximal end of the nail-bed.

matrixitis (ma-triks-i'tis). Inflammation of the nail-matrix.

matroclinous (mat-ro-kli'nus) [Gr. *μάτηρ* mother + *κλίνειν* to incline]. Possessing characters inherited from the mother.

matter (mat'er). 1. Substance; anything that occupies space. 2. Pus. **gray m.**, gray nervous tissue composed chiefly of nerve-cells and myelinated nerve-fibers. Called also *substantia grisea*. **white m.**, white nervous tissue composed chiefly of myelinated nerve-fibers; called also *substantia alba*.

mattoid (mat'oid) [L. *mat'tus* drunken]. A person who, though perfectly sane, is mentally unbalanced in some way.

mattress-suture (mat'res). See under *suture*.

matura (mat-u'rah). An East Indian plant, *Calli-car'pa inca'na:* used in menorrhagia.

maturation (mat-u-ra'shun) [L. *matura'tio; matu'rus* ripe]. 1. The stage or process of becoming mature. In biology, a process of cell division during which the number of chromosomes in the germ cells is reduced to one-half the number characteristic of the species 2. The formation of pus.

mature (mat-ūr') [L. *matu'rus*]. Ripe; fully developed.

maturin (mat-u'rin) A compound of phlorizin (0.002 gm.) and beta-eucain (0.001 gm.) employed for the glycosuria test for early diagnosis of pregnancy.

Matut. Abbreviation for L. *matuti'nus*, in the morning

matutinal (mat-u'tin-al) [L. *matutina'lis*]. Pertaining to or occurring in the morning.

matzol (mat'zol). A proprietary preparation of matzoon and cod-liver oil.

matzoon (mat-zūn') [Armenian]. A drink, originally prepared in Asia Minor, from fermented milk: used like koumiss

Mauchart's ligament (mow'sharts) [Burkhard David *Mauchart*, German anatomist, 1696–1751]. See *ligament*

Maul-und-Klauenseuche (mowl-oont-klow'en-soo'ke). Foot-and-mouth disease.

Maumené's test (mōm'nāz') [Edme Jules *Maumené*, French chemist, born 1818]. See under *tests*.

Maunoir's hydrocele (mo'nwarz) [Jean Pierre *Maunoir*, French surgeon, 1768–1861]. Cervical hydrocele.

Maurer's dots (maw'rerz). See under *dot*.

Mauriceau's lance (mo'ris-ō'z) [François *Mauriceau*, French obstetrician, 1637–1709]. See under *lance*.

Mauthner's sheath (mouth'nerz) [Ludwig *Mauthner*, Austrian ophthalmologist, 1840–1894]. See under *sheath*

mauvein (mo've-in). Anilin purple, a violet dye, $C_{27}H_{24}N_4$. It is used as an indicator and has a P_H range of —0.1 to 2.9, being yellow at —0.1 and crimson at 2.9.

mavi (mah've) [Puerto Rico; from Carib *mabi* potato]. An intoxicating West Indian drink.

maxilla (maks-il'ah), pl. *maxil'læ* [L.]. A jaw-bone; especially the upper (superior maxilla). **inferior m.**, the lower jaw-bone, or mandible.

maxillary (mak'sil-a-re) [L. *maxilla'ris*]. Pertaining to a jaw or to a jaw-bone.

maxillitis (mak-sil-i'tis). Inflammation of the maxillary gland or of the jaw.

maxillodental (mak-sil''o-den'tal). Pertaining to the jaws and teeth.

maxillofacial (mak-sil-o-fa'shal). Pertaining to the jaws and the face.

maxillojugal (mak-sil''o-ju'gal). Pertaining to the maxilla and the cheek.

maxillolabial (mak-sil''o-la'be-al). Pertaining to the maxilla and the labium.

maxillomandibular (mak-sil''o-man-dib'u-lar). Pertaining to the maxilla and the mandible.

maxillopalatine (mak-sil''o-pal'at-in). Pertaining to the maxilla and the palate bone.

maxillopharyngeal (mak-sil''o-far-in'je-al). Pertaining to the maxilla and the pharynx

maxilloturbinal (mak-sil''o-tur'bin-al). The inferior turbinated bone.

maximal (mak'sim-al) The greatest possible, allowable, or appreciable; the reverse of *minimal* and of *limited*

maximum (mak'sim-um) [L "greatest"]. 1. The greatest possible or actual effect or quantity. 2. The acme of a disease or process. 3. Largest; utmost. 4. Pirquet's term for the maximum amount of food which the organism can digest.

May-apple (ma'ap-l) See *Podophyllum*.

Maydl's operation (ma'delz) [Karl *Maydl*, Bohemian surgeon]. See under *operation*.

mayer (ma'er). A unit of heat capacity, it is the capacity that is warmed one degree centigrade by one joule. It is abbreviated my.

Mayer's fluid, reagent, test (ma'erz) [Ferdinand F. *Mayer*, American pharmaceutical chemist of the 19th century]. See *fluid, reagent, tests*.

mayhem (ma'hem). See *maim*.

mayidismus (ma-id-iz'mus). Same as *pellagra*.

mayo (mah'yo). A catarrhal diarrhea of Caraccas.

mayol (ma'yol). May's meat-preservative, a proprietary mixture of antiseptics.

Mayo's operation, sign (ma'ō̄z) [William James (born 1861) and Charles Horace (born 1865) *Mayo*, American surgeons]. See under *operation* and *sign*.

Mayo-Robson's point, position (ma''o-rōb'-sonz) [A W *Mayo-Robson*, contemporary surgeon in London] See *point* and *position*.

maypop (ma'pop) See *Passiflora*.

mayweed (ma'wēd). See *Maruta*.

maza (maz'ah) [Gr. *μᾶζα* a barley cake]. The placenta.

mazamorra (maz-am-o'rah). Ground-itch. See under *itch*.

mazic (ma'zik) Relating to the placenta, placental.

mazocacothesis (ma''zo-kak-oth'es-is) [Gr. *μᾶζα* placenta + *κακός* bad + *θέσις* placement]. Malposition of the placenta.

mazodynia (ma-zo-din'e-ah) [Gr. *μαζός* breast + *ὀδύνη* pain]. Pain in the breast.

mazologist (ma-zol'o-jist). Same as *mastologist*.

mazology (ma-zol'o-je) [Gr. *μαζός* breast + *λόγος* word]. Same as *mastology*.

mazolysis (ma-zol'is-is) [Gr. *μᾶζα* placenta + *λύσις* loosening]. Detachment of the placenta.

mazomorria (ma-zo-mor'e-ah). Ground-itch. See under *itch*.

mazopathia, mazopathy (maz-o-path'e-ah, maz-op'ath-e) [Gr *μᾶζα* placenta + *πάθος* disease]. Any disease of the placenta.

mazopexy (ma'zo-peks-e) [Gr. *μαζός* breast + *πῆξις* fixation]. Surgical fixation of a pendulous mamma.

mazoplasia (ma-zo-pla'se-ah) [Gr. μαζος breast + πλάσσειν to form] Hyperplasia of breast tissue.

Mazzoni's corpuscle (mad-zo'nēz) [Vittorio *Mazzoni*, contemporary Italian physician]. See *corpuscle*.

M. B. Abbreviation for *Medici'næ Baccalau'reus*, Bachelor of Medicine.

mbori. A disease of camels, probably a mild form of surra.

mbundu (em-boon'doo). A West African ordeal poison.

M. C. Abbreviation for *Magis'ter Chirur'giæ*, Master of Surgery; also for *medical corps*.

McArthur's method [Louis Linn *McArthur*, Chicago surgeon, born 1858]. See under *method*.

McBurney's incision, point (mak-ber'nēz) [Charles *McBurney*, New York surgeon, 1845–1913]. See *incision* and *point*.

McCarthy's reflex. [David J. *McCarthy*, Philadelphia neurologist]. See under *reflex*.

McClintock's sign [Alfred Henry *McClintock*, Irish physician, 1822–1881]. See under *sign*.

McDonald's solution (mak-don'aldz) [Ellice *McDonald*, New York gynecologist, born 1876]. See *solution*.

McDowell's operation (mak-dow'elz) [Ephraim *McDowell*, American surgeon, 1771-1830]. See *operation*.

McGraw's ligature (mak-grawz') [Theodore A. *McGraw*, surgeon in Detroit, Michigan] See under *ligature*.

McKee's line. See under *line*.

McLean's formula (mak-lānz') [Franklin C. *McLean*, American physician, born 1888]. See *formula*.

M. D. Abbreviation for *Medici'næ Doc'tor*, Doctor of Medicine

Md. Symbol for *molybdenum*.

M. D. S. Abbreviation for *Master of Dental Surgery*.

Me. A chemic symbol for *methyl*.

meable (me'ab-l) [L *meab'ilis*]. Susceptible of being passed through.

meadow-saffron (med'o-). See *Colchicum*.

mean (mēn) An average; a numerical value intermediate between two extremes. In statistical methods, the abscissa of the center of gravity of the variables or of the frequency polygon.

measles (me'zelz) [L *morbil'li*] 1. A contagious eruptive fever with coryza and catarrhal symptoms. The period of incubation is about two weeks, and the disease begins with fever, chills, conjunctivitis, severe coryza, and frequently bronchitis, causing cough and frontal headache. The eruption appears on the fourth day on the forehead, cheeks, and back of the neck, spreading thence over the body. It consists of small, dark-pink macules in crescentic groups, which frequently become confluent. After two or three days the eruption begins to fade, and is followed in one or two weeks by desquamation. The symptoms increase with the eruption and decrease with the disappearance of it, convalescence beginning in the second week. The disease is extremely contagious and affects chiefly the young, one attack usually conferring immunity. Measles is prone to lead to complications, the chief of which are pneumonia, bronchitis, phthisis, and otitis media. See *exanthemata, table of*. 2. Cysticercal disease of domestic animals **bastard m.**, rubella. **black m.**, a severe form in which the eruption is very dark and petechial. **confluent m.**, measles in which the lesions of the eruption coalesce. **German m.** See *rubella*. **hemorrhagic m.** Same as *black m.* **pork m.**, a condition in which pork is infected with the *Cysticer'cus cellulo'sæ*.

measly (me'zlē). Containing cysticerci.

meatal (me-a'tal). Pertaining to a meatus.

meatome (me'at-ōm). Same as *meatotome*.

meatometer (me-at-om'et-er) [L. *mea'tus* passage + *me'trum* measure]. An instrument for measuring a meatus.

meatorrhaphy (me-at-or'af-e) [L *mea'tus* meatus + Gr. ῥαφή suture]. Suture of the cut end of the urethra to the glans penis after incision for enlarging the meatus.

meatoscope (me-at'o-skōp) [L. *mea'tus* meatus + Gr. σκοπεῖν to examine]. A speculum for examining the urinary meatus.

meatoscopy (me-at-os'ko-pe). The inspection of any meatus, especially the urinary meatus or the vesical orifice of a ureter **ureteral m.**, cystoscopic inspection of the vesical orifice of a ureter.

meatotome (me-at'o-tōm). An instrument for performing meatotomy.

meatotomy (me-at-ot'o-me) [L. *mea'tus* passage + Gr. τέμνειν to cut]. The cutting of the urinary meatus in order to enlarge it.

meatox (mēt'oks) A proprietary preparation of beef in powder form.

meatus (me-a'tus), pl *mea'tus* [L for "passage"]. A passage or opening. **m. acus'ticus [audito'rius] exter'nus** [B N A], the passage through the temporal bone from the base of the zygomatic process to the cavity of the tympanum; the external auditory canal. **m. acus'ticus exter'nus cartilagin'eus**, the cartilaginous portion of the preceding **m. acus'ticus [audito'rius] inter'nus** [B N A], the passage in the petrous part of the temporal bone for the facial and auditory nerves and vessels **m. audito'rius**, the passage of the ear in two parts (internal and external meatus) **fish-mouth m.**, a red, swollen, and everted condition of the urinary meatus seen in the first stage of acute gonorrhea. **m. na'si commu'nis**, the anterior space on either side of the nasal septum into which the three meatus open. **m. na'si infe'rior**, the inferior meatus of the nose. **m. na'si me'dius**, the middle meatus of the nose. **m. na'si supe'rior**, the superior meatus of the nose. **m. nasopharyn'geus** [B N A], that part of the nasal cavity that opens into the nasopharynx. **m. of the nose**, the three passages of the nostril (inferior, middle, and superior meatus). **m.-tube**, a fetal structure containing the tympanic bone, the tympanic bulla, and the cartilage lining the eustachian tube. **m. urina'rius**, the orificial part of the urethra (especially used of the male urethra)

Mecca balsam (mek'ah). See *balsam*.

mechanic, mechanical (mek-an'ik, mek-an'ik-al) [Gr. μηχανικός] 1. Pertaining to or accomplished by mechanic or physical forces. 2. Performed by means of some artificial mechanism.

mechanicoreceptor (mek-an''ik-o-re-sep'tor). A receptor which is excited by mechanical pressures; such as those for sound, touch, and for the effects of muscular contractions

mechanicotherapeutics, mechanicotherapy (mek-an''ik-o-ther-ap-u'tiks, mek-an''ik-o-ther'-ap-e). Same as *mechanotherapy*

mechanics (mek-an'iks). The science of matter and force; statics and dynamics. **animal m.**, that branch of physiology which studies the laws of motion in animal bodies.

mechanism (mek'an-izm) [Gr. μηχανή machine]. 1. A machine or machine-like structure. 2. The manner of combination of parts which subserve a common function 3. The theory that the phenomena of life are based on the same physical and chemical laws which operate in the inorganic world; opposed to *vitalism*. **oculogyric m.**, the series of nerve centers concerned in movements of the eye. **outgoing m.**, the apparatus by which words are uttered or ideas expressed, as in speech, writing, or in the use of expressive gestures. **somatic m.**, the structures and organs through which the somatic activities of the body are performed.

splanchnic m., the structures and organs through which the visceral activities of the body are performed.

mechanist (mek'an-ist). One who believes that all phenomena relating to life are based on physical and chemical properties only.

mechanogram (mek'an-o-gram) [Gr. *mechanism* + Gr. *γράμμα* mark]. An instrumental tracing representing the mechanical movements of the muscles of some organ, as the stomach or heart.

mechanogymnastics (mek"an-o-jim-nas'tiks). Gymnastics carried out by means of mechanic apparatus, such as the Zander apparatus.

mechanology (mek-an-ol'o-je) [Gr *μηχανή* machine + *λόγος* treatise]. The science of mechanics.

mechanotherapy (mek"an-o-ther'ap-e) [Gr. *μηχανή* machine + *θεραπεία* treatment]. Treatment of disease by mechanic means, especially by massage and Swedish movements.

meche (māsh) [Fr.]. A surgical tent.

mecism (me'sizm) [Gr. *μῆκος* length]. Abnormal lengthening of a part.

mecistocephalic, mecistocephalous (me-sis"-to-sef-al'ik, me-sis-to-sef'al-us) [Gr. *μήκιστος* tallest + *κεφαλή* head]. Having a cephalic index less than 71.

Mecistocirrhus (me-sis-to-sir'us). A genus of nematode parasites found in the fourth stomach of ruminants.

Meckel's band, cavity, diverticulum, ganglion (mek'elz) [Johann Friedrich *Meckel*, German anatomist, 1714–1777]. See *band, cavity, diverticulum, ganglion*

meckelectomy (mek-el-ek'to-me) [*Meckel's ganglion* + Gr. *ἐκτομή* excision]. Surgical removal of Meckel's ganglion.

mecocephalic (me-ko-sef-al'ik) [Gr. *μῆκος* length + *κεφαλή* head]. Same as *dolichocephalic*.

mecometer (me-kom'et-er) [Gr. *μῆκος* length + *μέτρον* measure]. An instrument for measuring the length of a fetus or an infant.

meconarcein (mek-o-nar'se-in) [Gr. *μήκων* poppy + *νάρκη* stupor] A preparation of the active alkaloids of opium other than morphin· sedative and narcotic. Dose, $\frac{1}{6}$–$\frac{1}{2}$ gr. (0.011–0.033 gm.).

meconate (mek'on-āt) [Gr. *μήκων* poppy]. Any salt of meconic acid.

meconic acid (me-kon'ik). See *acid*.

meconidin (me-kon'id-in). An amorphous base, $C_{21}H_{23}NO_4$, from opium.

meconin (mek'on-in). A crystalline substance, $C_{10}H_{10}O_4$, obtainable from narcotin. it is used as a hypnotic by subcutaneous injection in doses of 1 gr. (0.06 gm.)

meconiorrhea (me-ko-ne-or-e'ah) [*meconium* + Gr. *ῥεῖν* to flow]. Excessive discharge of meconium.

meconism (mek'on-izm) [Gr. *μήκων* poppy]. The opium-habit; opium-poisoning.

meconium (me-ko'ne-um) [L.; Gr *μηκώνιον*]. 1. The fecal matter discharged by the newborn. It is a dark green substance, consisting of mucus, bile, and epithelial threads 2. Opium.

media (me'de-ah) [L. "middle"]. 1. The tunica media, or middle coat of an artery. 2 Plural of *medium*. **culture- m., nutrient m.**, a variety of materials and combinations of materials used for the cultivation of microörganisms. See *culture-medium*.

mediad (me'de-ad) [L. *me'dia* middle + *ad* toward]. Toward a median line or plane.

medial (me'de-al) [L. *media'lis*]. Pertaining to the middle; in anatomy, nearer the median plane.

median (me'de-an) [L. *media'nus*]. 1. Situated in the middle; mesial. 2. The perpendicular line which divides the area of a frequency curve into two equal halves.

mediaometer (me-de-ah-om'et-er) [*media* + Gr. *μέτρον* measure]. An instrument for detecting and measuring refractive errors of the dioptric media.

mediastinal (me"de-as-ti'nal) [L. *mediastina'lis*]. Of or pertaining to the mediastinum.

mediastinitis (me"de-as-tin-i'tis). Inflammation of the mediastinum. **indurative m.** Same as *mediastinopericarditis*.

mediastinopericarditis (me"de-as"tin-o-per"ik-ar-di'tis). Inflammation of the mediastinum and the pericardium.

mediastinotomy (me"de-as-tin-ot'o-me) [*mediastinum* + Gr. *τομή* a cutting]. The operation of cutting into the mediastinum. When done from the front, it is *anterior* or *cervical m.*, when from behind, *posterior* or *dorsal m.*

mediastinum (me"de-as-ti'num) [L.]. A median septum or partition; especially the septum formed in the middle line by the approximation of the two reflected pleuræ, which divides the chest into two pulmonary cavities. The two pleuræ are not, however, in contact with each other at the middle line, but have a space between them, which contains all the chest viscera except the lungs. The mediastinum is divided into the anterior, middle, and posterior. The *anterior* mediastinum is bounded in front by the sternum, and on each side by the pleura. It contains loose areolar tissue, lymphatic vessels, the remains of the thymus gland, the internal mammary vessels of the left side, and the origins of the sternohyoid, sternothyroid, and triangularis sterni muscles. The *middle* mediastinum contains the heart inclosed in its pericardium, the ascending aorta, the superior vena cava, the bifurcation of the trachea, the pulmonary arteries and veins, and the phrenic nerves The *posterior* mediastinum is bounded behind by the vertebral column, in front by the pericardium, and on each side by the pleura. It contains the descending aorta, the greater and lesser azygos veins, the superior intercostal vein, the thoracic duct, the esophagus, the pneumogastric nerves, and the great splanchnic nerves **m. cerebel'li.** Same as *falx cerebelli*. **m. cere'bri.** Same as *falx cerebri*. **superior m.**, that part of the mediastinum which extends from the manubrium to the vertebral column **m. tes'tis** [B N A], the partial septum of the testicle; the corpus highmorianum.

mediastinus (me"de-as-ti'nus) [L.] An obsolete designation for an assistant physician or surgeon.

mediate (me'de-āt). Indirect; accomplished by the aid of a medium.

mediators (me'de-a-tors). The cells or neural connections of the nervous system by which the receptors and effectors are maintained in their proper relation.

medic (med'ik) [L. *med'ica* medical]. Any plant of the genus *Medica'go*, including lucerne, nonesuch, shamrock, and others.

medicable (med'ik-ab-l). Subject to treatment with reasonable expectation of cure.

medical (med'ik-al) Pertaining to medicine or to the treatment of diseases

medicament (med'ik-am-ent) [L. *medicamen'tum*]. A medicinal substance or agent.

medicamentarius (med"ik-a-men-ta're-us). Latin for *apothecary*.

medicamentosus (med"ik-am-en-to'sus) [L.]. Pertaining to or caused by a drug.

medicated (med'ik-āt-ed) [L. *medica'tus*]. Inbued with a medicinal substance.

medication (med-ik-a'shun) [L. *medica'tio*]. 1. Impregnation with a medicine. 2. The administration of remedies. **conservative m.**, treatment aimed to build up the vital powers of the patient. **dialytic m.**, treatment by the internal use of artificial mineral waters, *i. e.*, dilute aqueous solutions of salts. **hypodermatic m.**, the introduction of remedial agents beneath the skin. **ionic m.**, the application of medicines by cataphoresis, the ions of the drugs passing from one pole of the battery to the other through

the body. **sublingual m.**, the administration of medicine in powdered form by placing it beneath the tongue. **substitutive m.**, medication for the purpose of causing an acute non-specific inflammation to overcome a specific one. **transduodenal m.**, the administration of medicine through a duodenal tube into the intestines without soiling the stomach.

medicator (med'ik-a-tor). An instrument for carrying medicines into a cavity of the body; an applicator.

medicephalic (me-de-sef-al'ik). Median cephalic. See *vein*.

medicerebellar (me-de-ser-e-bel'ar). Middle cerebellar.

medicerebral (me-de-ser'e-bral). Middle cerebral.

medicinal (med-is'in-al) [L. *medicina'lis*]. 1. Having healing qualities. 2. Pertaining to a medicine or to healing.

medicine (med'is-in) [L. *medici'na*]. 1. Any drug or remedy. 2. The art or science of healing diseases; especially the healing of diseases by the administration of internal remedies. **clinical m.**, the study of disease at the bedside by demonstrations on the living patient. **compound m.**, a medicine containing a mixture of several drugs. **domestic m.**, the home treatment of disorders without the advice of a physician. **dosimetric m.**, the practice of administering medicines by an exact and determinate system of doses. **forensic m.**, the application of medical knowledge to questions of law; medical jurisprudence. Called also *legal m.* **galenic m.**, an absolute system of practice based upon the teachings of Galen. **group m.**, the practice of medicine by a group of physicians who are associated together for the co-operative diagnosis and treatment of patients. **hermetic m.**, spagiric medicine. **Indian m.**, a North American form of quackery alleged to be derived from the aboriginals. **internal m.**, that department of medicine which deals with diseases that cannot be treated surgically; medicine as distinguished from surgery **legal m.** See *forensic m.* **patent m.**, a medicine whose manufacture is protected by letters patent. **preclinical m.**, medical practice devoted to keeping the well well and preventing or postponing the development of clinical conditions in the near sick. **preventive m.**, that branch of study and practice which aims at the prevention of disease **proprietary m.**, a remedy whose formula is private property. **psychologic m.**, medicine in its relation to mental diseases. **rational m.**, practice of medicine based upon actual knowledge, opposed to *empiricism*. **spagiric m.**, the obsolete, semi-alchemistic system of practice established by Paracelsus (1493–1541). **state m.** 1. That branch of medicine which deals with questions of public health, with registration, statistics, and the like. 2 The control and direction of the practice of medicine by the government. **static m.**, practice of medicine based upon the varying relations of administration of food, excretion, and body weight. **suggestive m.**, treatment of disease by hypnotic suggestion. **veterinary m.**, the treatment of the diseases of animals.

medicinerea (med"is-in-e're-ah) [L. *me'dius* middle + *cine'rea* ashen]. The gray matter of the lenticula and the claustrum.

medicisterna (med-e-sis-ter'nah). The cisterna venæ magnæ cerebri.

medicochirurgic (med"ik-o-ki-rur'jik). Pertaining to medicine and surgery.

medicodental (med"ik-o-den'tal). Pertaining to medicine and dentistry; both medical and dental.

medicolegal (med"ik-o-le'gal). Pertaining to medicine and law, or to forensic medicine.

medicomechanic, medicomechanical (med"ik-o-me-kan'ik, med"ik-o-me-kan'ik-al). Both therapeutic and mechanical.

medicommissure, mediocommissure (me"de-kom'is-ūr, me"de-o-kom'is-ūr). The middle commissure, or commissura media.

medicophysical (med"ik-o-fiz'ik-al). Both medical and physical.

medicopsychologic (med"ik-o-si-ko-loj'ik). Pertaining to medicopsychology.

medicopsychology (med"ik-o-si-kol'o-je). The science of medicine in its relations with the mind or with mental diseases.

medicornu (me-di-kor'nu). The middle horn of the lateral ventricle.

medicotopographic (med"ik-o-to-pog-raf'ik). Pertaining to topography in its relation to disease.

medicozoölogic (med"ik-o-zo-o-loj'ik). Pertaining to zoology in its relation to medicine.

medicus (med'ik-us). Latin for *physician*.

medidural (me-di-du'ral). Pertaining to the central part of the dura mater.

medifrontal (me-dif-ron'tal). Median and also frontal, pertaining to the middle of the forehead.

mediglycin (med-ig-li'sin). A liquid glycerin soap used as a vehicle for remedies in skin diseases.

Medina worm (med-e'nah). See *Dracunculus medinensis*.

medinal (med'in-al). The monosodium salt of diethylbarbituric acid. It is used as a hypnotic, like veronal, but is said to be much more soluble. Dose, 5–15 gr. (0.333–1 gm.). It is also used subcutaneously and per rectum.

mediocarpal (me"de-o-kar'pal). Same as *midcarpal*.

mediooccipital (me"de-ok-sip'it-al). Midoccipital.

mediolateral (me"de-o-lat'er-al) [L. *me'dius* middle + *latera'lis* lateral]. Pertaining to the middle and to one side.

mediopontine (me"de-o-pon'tin) [L. *me'dius* middle + *pons* bridge]. Pertaining to the center of the pons.

mediotarsal (me"de-o-tar'sal) [L. *me'dius* middle + *tarsus*]. Pertaining to the middle of the tarsus.

medipeduncle (me-de-pe'dunk-el) The middle peduncle of the cerebellum. See *brachium pontis*.

mediscalenus (me-de-skal-e'nus). The scalenus medius muscle.

medisect (med'is-ekt) [L. *me'dius* middle + *seca're* to cut]. To divide or dissect medially.

medisylvian (me-dis-il've-an). Pertaining to the middle portion of the fissure of Sylvius.

meditemporal (me-dit-em'po-ral) Pertaining to the middle portion of the temporal lobe of the brain.

Mediterranean fever (med-it-er-a'ne-an). See *fever*

meditrina (med-it-ri'nah). A proprietary germicide for use in leukorrhea, etc.

meditul'lium profun'dum [L. "deep midland"]. A portion of the tectum of the midbrain, the colliculus inferior.

medium (me'de-um), pl. *me'dia* [L. "middle"]. 1. Means. 2. A substance which transmits impulses. 3. A substance used in the culture of bacteria. See *culture-medium*. **Abe's m.** (*for gonococci*), mix 500 gm. of fat-free meat, finely hashed, with 1000 c.c. of water. Allow to stand in ice-chest for from eighteen to twenty-five hours, then filter through paper and a Chamberland filter into sterile containers for use it is mixed with fluid or solid peptone media in the proportion of 1 to 5 **Besredka and Jufille's m.**, a culture-medium containing incoagulable egg albumin, incoagulable egg yolk, and beef broth in the proportion of 4 : 1 : 5 **Bruns's glucose m.**, a medium for mounting fresh tissue specimens made by mixing distilled water, 140 c.c., glucose, 40 gm., and glycerin, 10 c.c., then adding camphorated spirit, 10 c.c., and filtering. **clearing m.**, a medium for

rendering histologic specimens transparent. **Dieudonné's m.**, a culture-medium composed of 30 parts of ox-blood, 30 of potassium hydroxid, and 140 of cholera agar. **disperse, dispersive,** or **dispersion m.**, the continuous or external portion of a colloid system in which the particles of the disperse phase are distributed. It is analogous to the solvent in a true solution. **Drigalski-Conradi m.**, a culture-medium made by adding nutrose and crystal violet to lactose litmus agar, using 3 per cent. of agar. The crystal violet inhibits the growth of many bacteria other than the typhoid bacillus. It is used in detecting typhoid bacilli in the blood. Called also *Conradi's m.* **Elsner's m.**, a culture-medium made by adding a sterilized potassium iodid solution of 10 per cent. strength to Holz's potato-gelatin **m. of Endo,** a culture-medium for typhoid bacilli to 1 liter of water are added 500 gm. of ground beef, 10 gm. of peptone, 5 gm. of sodium chlorid, and 30 gm. of agar. The mixture is boiled, filtered, neutralized, and then made alkaline by 10 c.c. of a 10 per cent. solution of sodium carbonate, then 10 gm. of pure lactose are added, then 5 c.c. of alcoholic solution of fuchsin, then 25 c.c. of 10 per cent. solution of sodium sulphite **esculin m.**, a medium for the isolation of the colon bacillus, containing esculin and iron citrate, in which the colon bacillus produces a black colony. **Holz's m.**, potato-gelatin. **Löffler's m.**, a culture-medium for diphtheria bacillus, containing 1 part bouillon, 3 parts blood-serum, and 1 per cent of glucose **N. N. N. m.**, a culture-medium for *Leishmania donovani*, consisting of agar 14, salt 6, water 900, which is sterilized and then has added to it one-third rabbit's blood **passive m.**, a medium which does not alter the structure of tissues that are placed in it. **Piorkowski's m.**, a medium consisting of 100 parts of urine that has undergone ammoniacal fermentation, 0.5 part of peptone, and 3.3 parts of gelatin **Vedder's m.**, a culture-medium consisting of beef infusion agar to which 1 per cent of starch has been added. **Wickersheimer's m.** See under *fluid*.

medius (me'de-us). Intermediate between two other parts.

medol (me'dol). A creolin liniment used for skin diseases and in veterinary practice, containing 0.8 per cent of iodin.

medorrhea (med-o-re'ah) [Gr. *μῆδος* penis + *ῥοία* flow]. A urethral discharge.

medorrhinum (med-o-ri'num) [Gr. *μῆδος* penis + *ῥοία* flow]. A homeopathic trituration of the gonorrheal secretion used in gonorrhea and chronic rheumatism.

medulla (med-ul'ah) [L.]. 1. Marrow. 2. The medulla oblongata. 3. Any substance resembling marrow in appearance or structure. **m. dorsa'lis,** the spinal cord. **m. neph'rica,** the pyramids of the kidney collectively. **m. oblonga'ta** [B N A], an organ or ganglion of the brain which connects the spinal cord with the pons **m. os'sium** [B N A], the bone-marrow **m. os'sium fla'va,** yellow bone-marrow. **m. os'sium ru'brum,** red bone-marrow **m. spina'lis** [B N A], the spinal cord or myelon.

medulladen (med-ul-a'den) [L. *medul'la* marrow + Gr. *ἀδήν* gland]. A red-brown powder prepared from red bone-marrow of cattle. It is a hematinic, and is used in anemia, leukemia, neurasthenia, and gout. Dose, 30–45 gr. (2–3 gm.).

medullar, medullary (med-ul'ar, med'ul-a-re) [L. *medulla'ris*]. Pertaining to the marrow or to any medulla; resembling marrow.

medullated (med'u-lā-ted). Containing or covered by a medullary substance. **m. nerve-fiber.** See *medullated fiber*, under *fiber*.

medullation (med-u-la'shun). The formation of a medulla or marrow.

medulliadrenal (med-ul''e-ad-re'nal). Pertaining to the medullary portion of the adrenal.

medulline (med-ul'in). A proprietary extract of the spinal cord of the ox: used in nervous and spinal diseases.

medullispinal (med-ul-is-pi'nal) [L. *medul'la* marrow + *spina'lis* spinal]. Pertaining to the spinal cord.

medullitis (med-ul-i'tis). 1. Osteomyelitis. 2. Myelitis.

medullization (med-ul-iz-a'shun). The enlargement of the haversian canals in rarefying osteitis, followed by their conversion into marrow-channels; also the replacement of bone by marrow-cells.

medullo-arthritis (me-dul''o-ar-thri'tis) [L. *medul'la* marrow + *arthritis*]. Inflammation of the marrow-spaces of the articular extremities of bones.

medulloblastoma (med-ul''o-blas-to'mah). A cerebellar tumor composed of undifferentiated preneurogliar cells.

medullocell (me-dul'o-sel) [L. *medul'la* marrow + *cell*]. Same as *myelocyte*.

Medusa (me-du'sah). A genus of motile microorganisms. One species, *M. san'guinis hom'inis*, occurs in the blood in a form of remittent fever in China.

medusocongestin (me-du''so-kon-jes'tin). A poisonous substance obtained from jellyfish.

mega-, megalo- [Gr. *μέγας* large]. A prefix signifying great.

megabacterium (meg''ah-bak-te're-um) [Gr *μέγας* large + *bacterium*]. A bacterium of large size.

megacaryocyte, megakaryocyte (meg-ak-ar'e-o-sīt). See *megakaryocyte*.

megacecum (meg-ah-se'kum) [Gr *μέγας* large + *cecum*] A cecum which is abnormally large.

megacephalic, megacephalous (meg''ah-sef-al'-ik, meg-ah-sef'al-us) [Gr. *μέγας* large + *κεφαλή* head] Having a large head.

megacephaly (meg-ah-sef'al-e). Abnormal largeness of the head

megacoccus (meg-ah-kok'us) [Gr. *μέγας* large + *κόκκος* berry]. A coccus of a very large type

megacolon (meg-ak-o'lon). Same as *giant-colon*. Abnormally large size of the colon, due to dilatation and hypertrophy The condition is usually one of childhood. Called also *giant colon, congenital idiopathic dilatation of colon,* and *Hirschsprung's disease.* **m. congen'itum,** congenital dilatation of the colon.

megacoly (meg-ak'o-le). Increase in the caliber of the colon

megadont (meg'ad-ont) [Gr. *μέγας* large + *ὀδούς* tooth]. Having large teeth.

megaduodenum (meg-ah-du-o-de'num). Abnormally large size of the duodenum.

megadyne (meg'ad-īn) [Gr. *μέγας* great + *dyne*]. A million dynes.

mega-esophagus (meg''ah-e-sof'ag-us). A greatly enlarged esophagus.

megagamete (meg-ag-am'ēt). Same as *macrogamete*.

megakaryocyte (meg-ah-kar'e-o-sīt) [Gr. *μέγας* large + *κάρυον* nucleus + *κύτος* cell]. A cell with a large nucleus, as the giant-cells of bone-marrow.

megalakria (meg-al-ak're-ah) [Gr. *μέγας* large + *ἄκρος* extremity]. Acromegaly.

megalerythema (meg-al-er-ith-e'mah). Erythema with swelling of the part.

megalgia (meg-al'je-ah) [Gr. *μέγας* large + *ἄλγος* pain]. Severe pain, as in muscular rheumatism.

megaloblast (meg'al-o-blast) [Gr. *μέγας* + large *βλαστός* germ]. An erythroblast or primitive red blood-corpuscle of large size, *i. e.*, more than 11 μ in diameter. It consists of a homogeneous cytoplasm with a relatively large nucleus with granular chromatin. Megaloblasts are found in the blood in

pernicious anemia. They have been called *ichthyoid cells*, because they are just like the red blood-cells of fishes Cf. *erythroblast*.

megalocardia (meg-al-o-kar'de-ah) [Gr. μέγας large + καρδία heart]. Hypertrophy of the heart.

megalocephalia, megalocephaly (meg"al-o-sef-a'le-ah, meg"al-o-sef'al-e) [Gr. μέγας large + κεφαλή head]. 1. Unusually large size of the head. 2. Progressive enlargement of the bones of the head, face, and neck; leontiasis ossea.

megalocephalic (meg"al-o-sef-al'ik). Same as *megacephalic*.

megalocoly (meg-al-ok'o-le). Same as *megacoly*.

megalocornea (meg"al-o-kor'ne-ah) [Gr. μέγας large + *cornea*]. An enlarged or bulging cornea.

megalocyte (meg'al-o-sīt) [Gr. μέγας large + κύτος cell]. An extremely large erythrocyte, *i. e.*, one over 12 μ in diameter.

megalocytosis (meg"al-o-si-to'sis). Same as *macrocytosis*.

megalodactylia, megalodactylism (meg"al-o-dak-til'e-ah, meg"al-o-dak'til-izm). Abnormal largeness of fingers or toes.

megalodactylous (meg"al-o-dak'til-us) [Gr. μέγας great + δάκτυλος digit]. Having unusually large fingers and toes.

megalodontia (meg"al-o-don'she-ah). Macrodontia.

megalo-enteron (meg"al-o-en'ter-on) [Gr. μέγας large + ἔντερον intestine] An abnormally large intestine, enteromegaly.

megalogastria (meg"al-o-gas'tre-ah) [Gr. μέγας great + γαστήρ stomach]. Enlargement or abnormally large size of the stomach.

megaloglossia (meg"al-o-glos'e-ah) [Gr. μέγας large + γλῶσσα tongue]. See *macroglossia*.

megalographia (meg"al-o-gra'fe-ah). Same as *macrographia*

megalohepatia (meg"al-o-hep-at'e-ah) [Gr. μέγας large + ἧπαρ liver]. Enlargement of the liver.

megalokaryocyte (meg"al-o-kar'e-o-sīt) [Gr. μέγας large + κάρυον nucleus + κύτος cell]. The giant-cells of the bone-marrow, having a large lobulated nucleus (Howell).

megalomania (meg"al-o-ma'ne-ah) [Gr. μέγας great + μανία madness] Delirium of grandeur; insane belief in one's own extreme greatness, goodness, or power.

megalomaniac (meg"al-o-ma'ne-ak). A person affected with megalomania.

megalomelia (meg"al-o-me'le-ah) [Gr. μέγας large + μέλος limb]. Abnormal largeness of the limbs.

megalonychosis (meg"al-o-nik-o'sis) [Gr. μέγας great + ὄνυξ nail]. Hypertrophy of the nails and their matrices.

megalopenis (meg"al-o-pe'nis). Excessive size of the penis.

megalophthalmus (meg-al-of-thal'mus) [Gr. μέγας large + ὀφθαλμός eye]. Abnormally large size of the eyes

megalopia (meg-al-o'pe-ah) [Gr. μέγας great + ὤψ eye]. Macropsia.

megaloplastocyte (meg"al-o-plas'to-sīt) [Gr. μέγας great + *plastocyte*]. A blood-platelet larger than normal.

megalopsia (meg-al-op'se-ah) [Gr. μέγας great + ὄψις vision]. Same as *macropsia*.

megaloscope (meg'al-o-skōp) [Gr. μέγας large + σκοπεῖν to view]. A large magnifying lens; a magnifying speculum or mirror.

megalosplenia (meg"al-o-sple'ne-ah) [Gr. μέγας large + σπλήν spleen]. Enlargement of the spleen.

megalospore (meg'al-o-spōr). Megalosporon.

Megalosporon (meg-al-os'po-ron), pl. *megalos'pora* [Gr. μέγας great + σπόρος seed]. The large-spored division of the trichophyton fungi. **M. ec'to-thrix**, the form found outside or on the surface of the hair shaft. **M. en'dothrix**, the form found inside of the hair shaft

megalosyndactyly (meg"al-o-sin-dak'til-e) [Gr. μέγας great + *syndactylia*]. A condition in which the digits are very large and more or less blended together.

megalo-ureter (meg"al-o-u-re'ter) [Gr. μέγας large + *ureter*]. Enlargement of the caliber of the ureter.

megamerozoite (meg-am-er-o-zo'īt). A large merozoite.

meganucleus (meg-an-u'kle-us). Same as *macronucleus*.

megaprosopous (meg-ah-pros-o'pus) [Gr. μέγας great + πρόσωπον face]. Having a large face.

megarectosigmoid (meg"ah-rek"to-sig'moid). Enormous dilatation of the rectum and sigmoid.

megarectum (meg-ah-rek'tum) [Gr. μέγας large + *rectum*]. A greatly dilated rectum.

Megarhinus (meg-ah-ri'nus). A genus of large, showy, but harmless mosquitos of tropical and subtropical countries.

megaseme (meg'as-ēm) [Gr. μέγας great + σῆμα sign]. Having an orbital index exceeding 89°.

megasigmoid (meg-ah-sig'moid) [Gr. μέγας large + *sigmoid*]. An enormously dilated sigmoid flexure.

megasoma (meg-as-o'mah) [Gr. μέγας great + σῶμα body]. Great size and stature, not amounting to gigantism.

megasome (meg'ah-sōm). Same as *macrosome*.

megaspore (meg'as-pōr). A macrospore.

Megastoma (meg-as'to-mah) [Gr. μέγας great + στόμα mouth] See *Giardia intestinalis*.

megastria (meg-as'tre-ah). See *megalogastria*.

megavolt (meg'ah-vōlt) [Gr. μέγας large + *volt*]. A million volts.

Méglin's point (ma-glaz') [J. A. *Méglin*, French physician, 1756–1824]. See *point*.

megohm (meg'ōm) [Gr. μέγας great + *ohm*]. A million ohms.

megophthalmus (meg-of-thal'mus) [Gr. μέγας great + ὀφθαλμός eye]. See *buphthalmus*.

megoxycyte (meg-oks'e-sīt) [Gr. μέγας large + *oxyphil* + Gr. κύτος cell]. A large oxyphil cell; a coarsely granular eosinophil leukocyte.

megoxyphil (meg-ok'se-fil) [Gr. μέγας great + ὀξύς acid + φιλεῖν to love]. An eosinophil leukocyte containing large granules.

megrim (me'grim). See *migraine*.

meibomian (mi-bo'me-an) Named for or described by Heinrich *Meibom*, German anatomist, 1638–1700 See under *gland* and *cyst*.

Meige's disease (mehghz) [Henri *Meige*, French physician, born 1866]. See *Milroy's disease*, under *disease*.

Meigs's capillaries (megz) [Arthur V. *Meigs*, Philadelphia physician, 1850–1912]. See *capillary*.

meio-. For words thus beginning, see under *mio-*.

Meissner's corpuscles, plexus, etc. (mīs'nerz) [Georg *Meissner*, German physiologist, 1829–1903]. See *corpuscle, plexus*, etc.

mekonal (me'ko-nal). A preparation containing aspirin, veronal, and morphin muriate: used as a hypnotic.

mel (mel) [L.]. 1. Honey; a saccharine substance deposited by the honey-bee, *A'pis melli'fica*. Clarified honey is chiefly a mixture of levulose and glucose: it is used as a food, as an excipient, and as an application to aphthæ. 2 A compound of honey with some medicinal agent. **m. bo'racis**, the honey of borax: used mainly in aphthous affections of the mouth. **m. depura'tum, m. despuma'tum**, clarified honey. **m. ro'sæ** (U.

S. P.), honey of rose, a preparation of 120 c.c. of fluidextract of rose with sufficient honey to make 1000 gm. Dose, 1 fl.dr. (4 c.c.).

melachol (mel'ak-ol). A proprietary solution of sodium citrophosphate. It is a laxative for use in liver diseases, and also has anodyne properties.

melæna (mel-e'nah). See *melena*.

melagra (mel-ag'rah) [Gr. *μέλος* limb + *ἄγρα* seizure]. Muscular pain in the extremities.

Melaleuca (mel-al-u'kah). See *cajuput*.

melalgia (mel-al'je-ah) [Gr. *μέλος* limb + *ἄλγος* pain]. Neuralgic pain in the limbs.

melan (mel'an) A brown, oily preparation from the leaves, flowers, and stems of *Melilo'tus cæru'leus:* used as a stimulant for wounds and ulcers.

melancholia (mel-an-ko'le-ah) [Gr. *μέλας* black + *χολή* bile]. A form of insanity marked by a depressed and painful emotional state with abnormal inhibition of mental and bodily activity. **acute m.**, an acute form of melancholia marked, in addition to the usual symptoms, by loss of appetite, emaciation, insomnia, and subnormal temperature. **agitated m., m. agita'ta,** melancholia with constant motion and signs of great emotional excitement. **m. atton'ita,** a form in which the patient lies motionless and silent. **m. with delirium,** a form in which there are distressing delusions and hallucinations. **flatuous m.**, that which is characterized by gases in the alimentary canal. **m. hypochondri'aca,** extreme hypochondriasis. **involution m.**, melancholia developing in advanced life during senile involution **recurrent m.**, a condition in which attacks of melancholia follow one another at more or less regular intervals. **m. religio'sa,** the delusion of one's own personal damnation. **m. sim'plex,** a mild form with neither delusions nor great excitement. **stuporous m.**, melancholia attonita a form in which the patient lies motionless and silent, with fixed eyes and indifference to surrroundings; there are sometimes hallucinations.

melancholiac (mel-an-ko'le-ak). Affected with melancholia; also a person affected with melancholia.

melanedema (mel-an-e-de'mah) [Gr. *μέλας* black + *οἴδημα* swelling]. See *anthracosis*.

melanemia (mel-an-e'me-ah) [Gr. *μέλας* black + *αἷμα* blood]. The presence of black, pigmentary masses in the blood; hemachromatosis. The condition is seen chiefly in pernicious anemia.

melanephidrosis (mel"an-ef-id-ro'sis) [Gr. *μέλας* black + *ἐφίδρωσις* excessive sweating]. The discharge of black sweat.

mélangeur (ma-lan-zher'). An instrument for drawing and diluting specimens of blood for examination. It consists of a capillary tube, one end of which is blown into a bulb having a capacity of 100 c.mm.

melanidrosis (mel"an-id-ro'sis) [Gr. *μέλας* black + *ἱδρώς* sweat]. Black sweat.

melaniferous (mel-an-if'er-us) [*melanin* + L. *fer're* to bear]. Containing melanin or other black pigment.

melanin (mel'an-in) [Gr. *μέλας* black]. A dark pigment from the choroid, hair, and other dark tissues, and from melanotic tumors. It is a product of cell activity, contains sulphur and iron, and is probably a derivative of hematin. **artificial m., factitious m.**, a compound resembling melanin, formed when a protein is heated in strong hydrochloric acid. Called also *melanoid*.

melanism (mel'an-izm) [Gr. *μέλας* black]. Excessive pigmentation or blackening of the integuments or tissues; melanosis.

melanistic (mel-an-is'tik). Characterized by melanism.

melano- [Gr. *μέλας* black]. A prefix signifying black.

melanoblast (mel'an-o-blast) [Gr. *μέλας* black + *βλαστός* germ]. An epithelial cell which generates pigment.

melanoblastoma (mel"an-o-blas-to'mah). A tumor made up of melanoblasts.

melanocancroid (mel"an-o-kang'kroid). A strongly pigmented epithelial tumor.

melanocarcinoma (mel"an-o-kar-sin-o'mah) [Gr. *μέλας* black + *carcinoma*]. A carcinoma pigmented with melanin.

melanochomous (mel-an-ok'o-mus) [Gr. *μέλας* black + *κομή* hair]. Having black hair.

melanochroous, melanochrous (mel-an-ok'ro-us, -ok'rus) [Gr. *μέλας* black + *χρωά* color]. Having a dark complexion.

melanocyte (mel'an-o-sīt) [Gr. *μέλας* black + *κύτος* cell] A cell like a leukocyte, but pigmented.

melanoderm (mel'an-o-derm) [See *melanoderma*]. A person belonging to one of the black races.

melanoderma (mel"an-o-der'mah) [Gr *μέλας* black + *δέρμα* skin]. An abnormal deposit of melanin in the skin. **m. cachectico'rum,** a form seen in certain systemic disorders, as malarial fever, syphilis, cancer, tuberculosis, etc. **parasitic m.,** vagabonds' disease. See *disease* **senile m.,** pigmentation of the skin in the aged.

melanodermic (mel"an-o-der'mik). Having a dark skin.

melano-epithelioma (mel"an-o-ep-e-the-le-o'mah). An epithelioma containing melanin

melanogen (mel-an'o-jen) [*melanin* + Gr *γεννᾶν* to produce]. A colorless chromogen of the urine, convertible into melanin.

melanoglossia (mel"an-o-glos'e-ah) [Gr. *μέλας* black + *γλῶσσα* tongue]. Black tongue. See *glossophytia*.

melanoid (mel'an-oid) [Gr. *μέλας* black + *εἶδος* form]. 1 Resembling melanism, of a dark color. 2. Artificial melanin See *melanin*.

melanoidin (mel-an-oi'din). A melanin obtained from the albumins.

Melanoles'tes pic'ipes. The "black corsair" or "kissing bug"; its bite much resembles the sting of a wasp, though often much more serious.

melanoleukoderma (mel"an-o-lu-ko-der'mah) [Gr *μέλας* black + *λεύκός* white + *δέρμα* skin]. A mottled appearance of the skin **m. col'li,** a mottled appearance of the skin of the neck and adjacent regions, seen as a rare manifestation of syphilis. Called also *venereal collar* and *collar of Venus*.

melanoma (mel-an-o'mah). A melanotic tumor.

melanonychia (mel"an-o-nik'e-ah) [Gr. *μέλας* black + *ὄνυξ* nail]. Blackening of the nail.

melanopathy (mel-an-op'ath-e) [Gr *μέλας* black + *πάθος* illness]. Any disease characterized by abnormal pigmentation of the skin or tissues.

melanophore (mel'an-o-fōr) [Gr. *μέλας* black + *φορός* bearing]. A pigment-carrying cell.

melanoplakia (mel"an-o-pla'ke-ah) [Gr. *μέλας* black + *πλάξ* plate]. The formation of pigmented patches on the mucous membrane of the mouth in certain diseases, as stomatitis, jaundice, etc.

melanorrhagia (mel"an-o-ra'je-ah) [Gr. *μέλας* black + *ῥηγνύναι* to burst forth]. The free and frequent discharge of feces darkened with blood-pigments.

melanorrhea (mel"an-or-e'ah) [Gr. *μέλας* black + *ῥοία* flow]. Same as *melanorrhagia*.

melanosarcoma (mel"an-o-sar-ko'mah) [Gr. *μέλας* black + *sarcoma*]. Sarcoma with pigmentary elements.

melanosarcomatosis (mel"an-o-sar-ko-mah-to'sis). The development of melanosarcomata.

melanoscirrhus (mel"an-o-skir'us) [Gr. *μέλας* black + *scirrhus*]. Same as *melanocarcinoma*.

melanosed (mel'an-ōsd). Affected with melanosis.

melanosis (mel-an-o'sis) [Gr. μέλας black]. 1. Melanism; a condition characterized by abnormal pigmentary deposits. 2. Disorder of function caused by a pigment. **m. lenticula'ris progressi'va,** xeroderma pigmentosum. **m. sclerœ,** congenital violet flecks in the sclera (Schmidt-Rimpler).

melanosity (mel-an-os'it-e). Swarthiness of complexion.

melanotic (mel-an-ot'ik). Affected with or of the nature of melanosis.

melanotrich'ia lin'guæ. Black tongue. See under *tongue*

melanous (mel'an-us) [Gr. μέλας black]. Having a dark or swarthy complexion.

melanthin (mel-an'thin). An amorphous and poisonous glucosid, or saponin, $C_{20}H_{32}O_7$, from the seeds of *Nigel'la sati'va.*

melanuresis (mel"an-u-re'sis). Melanuria.

melanuria (mel-an-u're-ah) [Gr μέλας black + οὖρον urine]. The discharge of darkly stained urine.

melanuric (mel-an-u'rik). Pertaining to or marked by melanuria.

melanurin (mel-an-u'rin). A black substance from morbid urine in certain rare cases.

melasma (mel-az'mah) [Gr. μέλας black]. A disease characterized by dark pigmentation of the skin. **m. addiso'nii,** Addison's disease. **m. gravida'rum,** discoloration of the skin in pregnant women. **m. suprarena'le,** Addison's disease. **m. universa'le,** discoloration of nearly the entire surface of the body.

melena, melæna (mel-e'nah) [Gr. μέλαινα black, black bile]. 1. The passage of dark, pitchy, and grumous stools stained with blood-pigments or with altered blood. 2. Black vomit. **m. neonato'rum,** melena of the new-born, due to the extravasation of blood into the alimentary canal. **m. spu'ria,** melena in nurslings in which the blood comes from the fissured nipple of the nurse. **m. ve'ra,** true melena.

melenemesis (mel-e-nem'es-is) [Gr. μέλας black + ἔμεσις vomiting]. Black vomit.

melenic (mel-e'nik). Marked by melena.

melezitose (mel-ez'it-ōs). A sugar from larch manna, $C_{18}H_{32}O_{16}+2H_2O$.

melibiose (mel-ib-i'ōs). A disaccharid obtained from molasses and from Australian manna. On hydrolysis it yields galactose and dextrose.

melicera, meliceris (mel-is-e'rah, mel-is-e'ris) [Gr. μέλι honey + κηρός wax]. 1. A cyst filled with a honey-like substance. 2. Viscid, syrupy.

melicitose (mel-is'it-ōs). See *melezitose.*

meligrin (mel'ig-rin). A condensation-product of dimethyloxyquinin and methylphenylacetamid: used in migraine.

melilot (mel'il-ot). See *Melilotus.*

Melilotus (mel-il-o'tus) [Gr. μέλι honey + λωτός lotus]. A genus of leguminous herbs. *M. officina'lis* (sweet clover, melilot) contains coumarin, coumaric acid, and melilotic acid. It is a fragrant and very mild anodyne, used in plaster or ointment.

melioidosis (me-le-oi-do'sis) [Gr μελις Greek name for a glanders-like disease + εἶδος resemblance]. A glanders-like disease of rodents, transmissible to man, occurring in Rangoon, and caused by *Bacterium whitmori* Formerly called *Whitmore's disease*

Melissa (mel-is'ah) [L. "bee"]. A genus of labiate plants. The tops and leaves of *M. officina'lis,* lemon-balm, containing tannin and an essential oil, are a cooling stimulant and diaphoretic. Dose of compound spirit (*spir'itus melis'sæ compos'itus*), ½ fl.oz. (15 c.c.).

melissophobia (mel-is-o-fo'be-ah) [Gr. μελίσσα bee + φόβος fear]. An insane dread of bees and wasps.

melitagra (mel-it-ag'rah, mel-it'ag-rah) [Gr. μέλι honey + ἄγρα seizure]. Eczema with honeycomb crusts.

melitemia (mel-it-e'me-ah) [Gr. μέλι honey + αἷμα blood]. An excess of sugar in the blood.

melitis (me-lī'tis) [Gr. μῆλον cheek + -ιτις inflammation]. Inflammation of the cheek.

melitococcosis (mel"it-o-kok-o'sis). Malta fever.

melitococcus (mel-it-o-kok'us). *Bacterium* (*Micrococcus*) *melitensis.*

melitoptyalism (mel"it-o-ti'al-izm) [Gr. μέλι honey + πτύαλον saliva]. The secretion of saliva containing glucose.

melitoptyalon (mel"it-o-ti'al-on). Glucose occurring in the saliva.

melitose (mel'it-ōs) [Gr. μέλι honey]. A crystalline sugar from Australian manna, sugar-beets, and other sources It is a trisaccharid, $C_{18}H_{32}O_{16}$ + $5H_2O$, and yields on hydrolysis glucose, fructose, and galactose. Called also *raffinose* and *melitriose.*

melitriose (mel-it'ri-ōs). Same as *melitose.*

melituria (mel-it-u're-ah) [Gr. μέλι honey + οὖρον urine]. The presence of any sugar in the urine; diabetes mellitus. **m. inosi'ta,** inosituria.

melituric (mel-it-u'rik). Pertaining to or affected with melituria.

melizitose (mel-iz-i'tōs). A trisaccharid, $C_{18}H_{32}O_{16}$, obtained from Pinus larix On hydrolysis it yields levulose, dextrose, and galactose.

mellite (mel'īt) [L *melli'tum*]. Any medicated or pharmaceutic preparation of honey.

mellithemia, mellithuria. See *melitemia, melituria*

melmaroba (mel-mar-o'bah). A liquid preparation of manaca, stillingia, caroba, and potassium iodid: for use in syphilis, rheumatism, and skin diseases. Dose, 1–2 fl.dr. (3.75–7.5 c.c.).

melol (mel'ol). A proprietary castor-oil mixture.

melomania (mel-o-ma'ne-ah) [Gr. μέλος song + μανία madness]. Insane fondness for music.

melomaniac (mel-o-ma'ne-ak) A person affected with melomania

melomelus (mel-om'el-us) [Gr μέλος limb + μέλος limb] A monster-fetus with both normal and supernumerary limbs, the latter rudimentary.

meloncus (mel-ong'kus) [Gr μῆλον cheek + ὄγκος tumor]. Tumor of the cheek.

melonemetin, melonenemetin (mel-on-em'et-in, mel"on-en-em'et-in). A bitter emetic and purgative substance from the root of muskmelon, *Cucu'mis me'lo.* Dose, ½–2 gr. (0.033–0.13 gm.).

melonoplasty (me-lon'o-plas-te). Same as *meloplasty,* 1st def.

melon-seed bodies (mel'un-sēd). See *body.*

Melophagus (mel-of'ag-us) A genus of parasitic dipterous insects of the family Hippoboscidæ. *M. ovi'nus,* the common louse tick of sheep.

meloplasty (mel'o-plas-te) 1. [Gr. μῆλον cheek + πλάσσειν to form] Plastic surgery of the cheek. 2. [Gr. μέλος limb + πλάσσειν to form.] Plastic surgery of the extremities.

melosalgia (mel-o-sal'je-ah) [Gr. μέλος limb + ἄλγος pain]. Pain in the lower limbs.

melting-point (mel'ting). The temperature at which a substance changes from solid to liquid.

Meltzer's law, method (melt'serz) [Samuel J. *Meltzer,* American physiologist, 1851–1920]. See *law* and *method.*

Meltzer-Lyon method or **test.** See under *tests.*

melubrin (mel-u'brin). The sodium salt of phenyldimethyl-pyrazolon-amido-methane-sulphonic acid, $C_9H_8N_2O(CH_3)_2$ NH $CH_2.SO_2.ONa$, a white, crystalline powder. used as an antipyretic and analgesic in doses of 15–30 gr. (1–2 gm.).

member (mem'ber) [L. *mem'brum*]. 1. A part of the body distinct from the rest in function or position. 2. An outlying part or limb.

memberment (mem'ber-ment). The manner of arrangement of parts in a body.

membrana (mem-bra'nah), pl. *membra'næ*. Latin for *membrane*. **m. abdom'inis**, the peritoneum. **m. adamantin'ea**, Nasmyth's membrane. **m. adventi'tia**. 1. The adventitia, or outer coat of an artery. See *artery*. 2. The decidua reflexa. **m. ag'nina**, the amnion. **m. atlanto-occipita'lis**, the occipito-atloid ligament **m. basila'ris**, the lower boundary of the scala media of the ear. **m. cadu'ca**, the decidua. **m. capsula'ris**, a capsular ligament. **m. choriocapilla'ris**, the innermost vascular layer of the choroid. **m. decid'ua** [B N A]. See *decidua*. **m. eb'oris**, the investing membrane of the tooth-pulp, made up of relics of the odontoblasts **m. elas'tica laryn'gis** [B N A], the submucous layer of the larynx **m. flac'cida**. See *Shrapnell's membrane*, under *membrane* **m. fus'ca**, the pigmented layer which connects the choroid and sclera. **m. germinati'va**, the blastoderm. **m. granulo'sa**, the cell-layer that lines the inner surface of the graafian follicle **m. granulo'sa exter'na** and **m. granulo'sa inter'na**, the two granular layers of the retina. **m. interos'sea antibra'chii**, a membrane extending between the radius and ulna at the elbow-joint. **m. interos'sea cru'ris**, a ligament uniting the shafts of the tibia and fibula. **m. lim'itans**, the limiting membrane of the retina. See *retina*. **m. nic'titans**. See *membrane, nictitating* **m. obtura'trix**, a membrane which in early fetal life closes in the upper part of the fourth ventricle. **m. orbita'lis musculo'sa**, a system of smooth muscles deep in the orbit. **m. pituito'sa**, the schneiderian membrane. **m. pro'pria**, the basement-membrane of mucous membranes. **m. quadrangula'ris**, a membrane from the epiglottis to the arytenoid cartilages. **m. reticula'ta**, the net-like membrane covering the organ of Corti in the ear. **m. ruyschia'na**, the capillary layer of the choroid, the entochoroidea. **m. saccifor'mis**, the synovial membrane of the inferior radio-ulnar articulation. **m. sero'sa**. 1. See *serous membrane*, under *membrane* 2. The false amnion See *amnion*. **m. seroti'na**, that part of the decidua which takes part in the formation of the placenta **m. ster'ni** [B N A], the layer of membrane inclosing the sternum **m. succin'gens**, the pleura **m. tecto'ria** [B N A], the membrane of Corti **m. ten'sa, m. vi'brans**, the membrana tympani proper, exclusive of Shrapnell's membrane **m. tym'pani** [B N A], the drumhead or membrane that separates the middle from the external ear It is made up of a large lower part (*m. vi'brans, m ten'sa*) and a small upper portion (*m flac'cida, Shrapnell's membrane*). **m. tym'pani secunda'ria**, the membrane that closes in the fenestra rotunda **m. vestibula'ris**, a delicate layer between the periosteum of the cochlea and the lamina spiralis; it separates the cochlear canal from the scala vestibuli. **m. vi'brans**. See *m. tympani*.

membranaceous (mem-bran-a'shus) [L. *membrana'ceus*]. Of the nature of a membrane.

membranate (mem'bra-nāt). Having the character of a membrane.

membrane (mem'brān) [L. *membra'na*]. A thin layer of tissue which covers a surface or divides a space or organ. **accidental m.**, a pseudomembrane **adventitious m.**, a membrane not normal to the part, as the membrane of a cicatrix. **alveolodental m.** See *pericementum*. **anal m.**, the membrane that closes the anal end of the embryonic gut. **anhistous m.**, the decidua. **animal m.**, a thin membranous diaphragm, as of bladder used as a dialyzer. **arachnoid m.** See *arachnoid*. **Ascherson's m.**, the covering of casein inclosing the milk-globules. **Baer's m.**, chromicized pig's bladder, used as a dressing over cut bone surfaces. **basement-m.**, the delicate, transparent layer underlying the epithelium of mucous membranes and secreting glands. **basilar m.** See *membrana basilaris*. **Bichat's m.** See *Henle's fenestrated m.* **Bowman's m.**, the uppermost layer of the corneal stroma. **Bruch's m.**, the inner layer of the choroid coat of the eye. **Brunn's m.**, the epithelium of the olfactory region of the nose. **capsulopupillary m.**, the membrane inclosing the capsule of the lens of the eye of the early embryo **Cargile m.**, prepared ox peritoneum used for covering surfaces from which the peritoneum has been removed, in order to prevent the formation of adhesions. **cell-m.**, the condensed protoplasm which forms the enveloping capsule of a cell. **cloacal m.**, the central wall of the cloaca formed by the outer and inner germ-layers. **cobalt aurate m.**, gold-beaters' skin saturated with cobalt chlorid and gold chlorid and water, with oil of cassia: used as an application for causing granulation in wounds. **complex m.**, any membrane made up of several layers differing in structure. **compound m.**, a membrane, like that of the tympanum, made up of two distinct layers **Corti's m.**, the membrane over the organ of Corti **costocoracoid m.**, the fascia between the pectoralis minor and the subclavius muscles. **cricothyroid m.**, the membrane which connects the thyroid and cricoid cartilages. **croupous m.**, the false membrane of true croup. **Débove's m.**, the delicate layer between the epithelium and the tunica propria of the bronchial, tracheal, and intestinal mucous membranes. **Demours' m.** Same as *Descemet's m.* **Descemet's m.**, the posterior lining membrane of the cornea **diphtheric m.**, the variety of false membrane characteristic of diphtheria and resulting from coagulation necrosis See *false m.* **Driddell's m.** Same as *Descemet's m* **drum-m.**, the membrana tympani **Duddell's m.** Same as *Descemet's m.* **dysmenorrheal m.**, the membrane discharged in membranous dysmenorrhea **elastic m.**, a variety of membrane composed largely of elastic fibers **enamel-m.** 1. The cuticula dentis. 2 The inner layer of cells within the enamel-organ of the dental germ in the fetus. **false m.**, a morb'd pellicle or skin-like layer resembling an organized and living membrane, but made up of coagulated fibrin with bacteria and leukocytes Called also *diphtheric m* **fenestrated m.**, the thickest and outermost layer of the arterial intima **fetal m's**, the chorion, amnion, and allantois **fibrous m.**, a membrane made up of fibrous tissue. **Fielding's m.**, the tapetum. **germinal m.**, the blastoderm **Hannover's intermediate m.**, the enamel-membrane **haptogen m.**, the membrane of protein matter formerly believed to inclose milk-globules **Henle's elastic m.**, a thin, fenestrated layer between the outer and middle tunics of certain arteries. **Henle's fenestrated m.**, a subendothelial fibro-elastic layer in the intima of an artery. **Henle's m.** See *Bruch's m.* **homogeneous m.**, a membrane covering the placental villi **Hovius's m.**, the entochoroidea. **Huxley's m.**, the cellular membrane of the root-sheath and proximal end of a hair. **hyaline m.** 1. The membrane between the outer root-sheath and the inner fibrous layer of a hair-follicle. 2 The basement-membrane. **hyaloid m.**, a delicate membrane investing the vitreous humor of the eye. **hyothyroid m.** Same as *thyrohyoid m.* **interosseous m.** See *membrana interossea*. **intersutural m.**, the pericranium that lies between the cerebral sutures. **ivory m.**, membrana eboris. **Jackson's m.**, a delicate curtain or web of adhesions (by some regarded as a sheet of peritoneum) sometimes seen covering the cecum and producing obstruction of the bowel and a series of definite symptoms. Called also *membranous pericolitis*. **Jacob's m.**, the layer of rods and cones of the retina. **keratogenous m.**, the nail matrix. **Kölliker's m.**, the membrana reticulata.

Krause's m., a membrane, seen as a dark line on longitudinal section, serving to limit the sarcomes of striated muscle. Called also *Dobie's line* and *telophragma*. **limiting m.**, the membrana limitans of the retina. See *retina*. **meconic m.**, a layer within the fetal rectum. **medullary m.**, the endosteum. **mucocutaneous m.**, a membrane that is partly mucous and partly cutaneous, like that of the tympanum. **mucous m.**, a membrane composed of epithelium upon a basement-membrane with a subcutaneous tissue, lining those canals and cavities of the body which communicate with external air, such as the alimentary canal and its branches, the respiratory tract and its connections, and the genito-urinary tract **Nasmyth's m.**, a membrane covering the enamel of an unworn tooth. **nictitating m.**, the so-called third eyelid of various animals, as the horse. **nuclear m.**, the outer layer of the nucleoplasm. **obturator m.**, the tough layer that closes the obturator foramen. **olfactory m.**, the schneiderian membrane. **ovular m.**, the vitelline membrane **palatine m.**, the membrane covering the roof of the mouth. **pericolonic m.**, a membrane passing from the serosa of the abdominal wall to the colon. Cf. *Jackson's membrane, Treves's fold*, etc. **peridental m.**, **periodontal m.** See *pericementum*. **peri-orbital m.**, the periosteum of the orbit. **pharyngeal m.**, the membrane that closes the oral end of the embryonic gut **plasma m.**, the hypothetic membrane surrounding or enveloping a cell, the superficial layer of the protoplasm of a cell See *ectoplasm*. **pleuropericardial m.**, the membrane which separates the heart and the lung-sac in the embryo **proligerous m.**, the discus proligerus **prophylactic m.**, pyoprophylactic membrane **pseudoserous m.**, a membrane which looks like a serous membrane, but differs from it in structure **pupillary m.**, a delicate membrane closing in the fetal pupil and disappearing about the seventh or eighth month of fetal life. **purpurogenous m.**, the pigment epithelium of the eye. **pyogenic m.**, a membrane which produces pus. **pyophylactic m.**, a fibrinous membrane lining a pus-cavity and tending to prevent the reabsorption of injurious materials **Ranvier's m.**, Rénaut's layer. See *layer*. **Reichert's m.** See *Bowman's m.* **Reissner's m.**, a thin membrane between the cochlear canal and the scala vestibuli **reticular m.**, **reticulated m.**, the net-like covering of the organ of Corti. **ruyschian m.**, the entochoroidea **Scarpa's m.**, the membrana tympani secundaria **schneiderian m.**, the mucous membrane which lines the nose. **semipermeable m.**, a membrane which permits the passage of a solvent, such as water, but prevents the diffusion of molecules of the dissolved substance. **serous m.**, the lining membrane of any one of the great splanchnic or lymph-cavities. **Shrapnell's m.**, the thin upper part of the membrana tympani. **spore-m.** See *sporocyst*. **striated m.**, the zona radiata. **subenamel m.**, a membrane said to exist between the enamel pulp and the enamel of a tooth. **subepithelial m.**, the basement-membrane. **subzonal m.**, the outer layer of the amnion. **synovial m.**, a membrane that secretes synovia. Synovial membranes are of three kinds: *articular synovial m's*, or those that line the cavities of a joint, forming the synovial capsule; *bursal synovial m's*, or those that line bursæ mucosæ; and *vaginal synovial m's*, or those that line tendon-sheaths, forming synovial sheaths. **tarsal m.**, the palpebral cartilage. **tectorial m.**, a delicate gelatinous mass resting on the organ of Corti and connected with the hairs of the hair cells. **Tenon's m.** See *Tenon's capsule*. **thyrohyoid m.**, the membrane which connects the thyroid cartilage and the hyoid bone. **Traube's m.**, an artificial chemical membrane when a solution of potassium ferrocyanid is brought into contact with a solution of a copper salt, a film of potassium is formed at the plane of contact of the two liquids. **tympanic m.**, the membrana tympani. **undulating m.**, a protoplasmic membrane running like a fin along the body of certain protozoa **utero-epichorial m.**, the decidua vera **vestibular m.** Same as *Reissner's m.* **virginal m.**, the hymen. **vitelline m.**, the external envelope of the ovum. **vitreous m.** Same as *Bruch's m.* **Volkmann's m.**, a thin, yellowish membrane studded with miliary tubercles which lines the fibrous wall of a tubercular abscess. **Wachendorf's m.** 1. The pupillary membrane. 2. The membrane which invests a cell **yolk-m.**, the vitelline membrane. **Zinn's m.**, the ectiris, or anterior layer of the iris.

membranelle (mem-bra-nel'). A small membrane composed of cilia, seen in ciliate organisms.

membraniform (mem-bra'nif-orm). Resembling a membrane.

membranin (mem'bra-nin) 1. A protein making up the lens-capsule and Descemet's membrane. 2. The cellulose of yeast-cells.

membranocartilaginous (mem''bran-o-kar-til-aj'in-us) 1 Developed in both membrane and cartilage. 2. Partly cartilaginous and partly membranous.

membranoid (mem'bra-noid). Resembling a membrane.

membranous (mem'bran-us) [L. *membrano'sus*]. Pertaining to or of the nature of a membrane.

membroid (mem'broid) A capsule of animal membrane for the administration of medicines in order that they may not be absorbed until they reach the intestine.

membrum (mem'brum). Latin for *member*. **m. mulie'bre**, the clitoris **m. viri'le**, the penis

memory (mem'o-re) [L. *memo'ria*]. That mental faculty by which sensations, impressions, and ideas are recalled. **affect m.**, the memory of a psychic trauma. **anterograde m.**, a memory serviceable for events long past, but not able to acquire new recollections. **coast m.** See *tropical amnesia*, under *amnesia*. **kinesthetic m.**, the memory of movements in the limbs and other parts of the body.

menacme (men-ak'me) [Gr. *μήν* month + *ἀκμή* top]. That period of a woman's life which is marked by menstrual activity.

menarche (men-ar'ke) [Gr. *μήν* month + *ἀρχή* beginning] The establishment or beginning of the menstrual function.

Mendel's reflex (men'delz) [Karl *Mendel*, contemporary German neurologist]. See *reflex*.

Mendeléeff's law (men-de-la'efs) [Dimitri Ivanovich *Mendeléeff*, Russian chemist, 1834–1907]. See *periodic law*, under *law*.

mendelian (men-de'le-an). Relating to Gregor Johann Mendel, 1822–1884, an Austrian monk and naturalist. See *Mendel's law*, under *law*.

mendelism (men'del-izm). See *Mendel's law*, under *law*.

mendelize (men'del-īz). To conform to Mendel's law. See under *law*.

menelkosis (men-el-ko'sis) [Gr. *μῆνες* menses + *ἕλκωσις* ulceration]. Vicarious menstruation from an ulcer.

menhidrosis, menidrosis (men-hid-ro'sis, men-id-ro'sis) [Gr. *μήν* month + *ἱδρώς* sweat]. The discharge of bloody sweat in place of the menstrual flow

Ménière's disease (men-e-ārz') [Prosper *Ménière*, French physician, 1799–1862]. See *disease*.

meningeal (men-in'je-al). Of or pertaining to the meninges.

meningematoma, meningæmatoma (men-in-jem-at-o'mah). Hematoma of the dura mater.

meningeocortical (men-in''je-o-kor'tik-al). Of or pertaining to the meninges and cortex of the brain.

meningeorrhaphy (men-in-je-or'af-e) [Gr. *μῆνιγξ* membrane + *ῥαφή* suture]. Suture of mem-

branes: especially suture of the spinal cord, in which the sutures pass through the membranes only.

meninges (men-in'jēz) [pl. of Gr. *μῆνιγξ* membrane]. The three membranes that envelop the brain and spinal cord, including the dura, pia, and arachnoid.

meningina (men-in-ji'nah). The pia mater and cerebral layer of the arachnoid considered as a single membrane.

meninginitis (men-in-jin-i'tis). Inflammation of the meningina; leptomeningitis.

meningioma (men-in-je-o'mah) [*meninges* + Gr. *-ομα* tumor] A tumor of the meninges; a tumor of the dura mater.

meningism (men-in'jizm). 1. A condition due to pain in the meningeocortical region of the brain, marked by excitation, followed by depression of the cortex, with vomiting, constipation, and thermic disorders. 2. A hysteric simulation of meningitis.

meningitic (men-in-jit'ik). Pertaining to or of the nature of meningitis.

meningitis (men-in-ji'tis) [Gr. *μῆνιγξ* membrane]. Inflammation of the meninges When it affects the dura mater, the disease is termed *pachymeningitis:* when the arachnoid and pia mater are involved, it is called *leptomeningitis*, or meningitis proper. **African m.**, sleeping-sickness. **alcoholic m.**, a form associated with the excessive use of alcoholic drinks. **m. of the base, basilar m.**, that which affects the meninges at the base of the brain. **cerebral m.**, inflammation of the meninges of the brain, acute or chronic. In *acute cerebral m*, which may be due to traumatism, tuberculosis, or to extension of inflammation from neighboring structures, the symptoms are chills, fever with slow pulse, headache, vomiting, delirium, and symptoms that indicate irritation of the nerves at the base and vertex of the brain, as ptosis, squint, optic neuritis, facial paralysis, spasm of the muscles at the back of the neck, etc In *chronic cerebral m.*, which is usually due to alcoholism or to syphilis, the symptoms are headache, with mental degeneration in the alcoholic, and pressure-symptoms in the syphilitic, variety. **cerebrospinal m.**, an inflammation of the membranes of the brain and spinal cord. It may be caused by many different organisms: *Mycobacterium tuberculosis, pneumococcus, streptococcus, gonococcus, Hemophylus influenzæ, Pasteurella pestis, Pfeifferella mallei, Bacterium typhosum, B. coli*, etc. **epidemic cerebrospinal m.**, an acute infectious disease attended by seropurulent inflammation of the membranes of the brain and spinal cord, and due to infection by the *Neisse'ria meningit'idis* (*Diplococ'cus intracellula'ris meningi'tidis*). The disease appears usually in epidemics, and the symptoms are those of acute cerebral and spinal meningitis, in addition to which there is usually an eruption of erythematous, herpetic, or hemorrhagic spots upon the skin. Called also *cerebrospinal fever* and *spotted fever*. **epizoötic cerebrospinal m.**, a disease of horses, frequently occurring in epidemics, and characterized by dysphagia, unsteady gait, delirium, and muscular contractions. **external m.**, pachymeningitis externa. **internal m.**, pachymeningitis interna. **metastatic m.**, that which is due to the transmission of the affection from a remote part. **occlusive m.**, leptomeningitis of children which leads to the closure of the foramen of Magendie. **otitic m.**, a form that sometimes complicates an attack of otitis. **parameningococcus m.**, meningitis caused by the parameningococcus. **posterior m.**, meningitis of the cerebellar region. **purulent m.**, that which is suppurative. **septicemic m.**, that which is due to septic blood-poisoning. **m. sero'sa.** See *serous m.* **m. sero'sa circumscrip'ta**, meningitis giving rise to cystic accumulations of serous fluid which cause symptoms of tumors. **m. sero'sa circumscrip'ta cys'tica**, chronic meningitis with cyst formation. **serous m.**, meningitis with serous exudation into the ventricles and subarachnoid spaces. **simple m.**, that in which there is an exudate of fibrin and serum. **spinal m.**, inflammation of the meninges of the spinal cord. *Acute spinal m.* is attended with fever, pain in the back and limbs, radiating along the peripheral nerves, rigidity of the muscles, dyspnea, retention of urine, and paralyses. In *chronic spinal m.* there are pains in the back and along the courses of nerves, hyperesthesia, paralysis, and atrophy of muscles. **m. sympath'ica**, a condition of the cerebrospinal fluid caused by inflammation in the nieghborhood of the meninges. It is marked by increase in the pressure of the fluid and increase in its albumin and cellular content. The fluid is sterile and there may be symptoms of meningitis (Plant and Schottmüller). **traumatic m.**, that which is due to traumatism or injury. **tubercular m., tuberculous m.**, acute hydrocephalus.

meningitophobia (men"in-jit"o-fo'be-ah) [*meningitis* + Gr. *φόβος* fear]. A condition simulating meningitis, but due to fear of that disease.

meningobacterin (men-in"go-bak'ter-in) A proprietary name for meningococcus vaccine for immunization against cerebrospinal meningitis.

meningocele (men-in'go-sēl) [Gr. *μῆνιγξ* membrane + *κήλη* hernia]. Hernial protrusion of the meninges.

meningocephalitis (men-in"go-sef al-i'tis). Same as *meningo-encephalitis*.

meningocerebritis (men-in"go-ser-e-bri'tis) [*meningitis* + *cerebritis*]. Meningo-encephalitis; inflammation of the meninges and the brain.

meningococcemia (me-ning"o-kok-se'me-ah). The presence of meningococci in the blood.

meningococcidal (me-ning"o-kok-si'dal) [*meningococcus* + L *cædere* to kill]. Destroying meningococci.

meningococcin (me-nin-go-kok'sin) An antigenic material precipitated from saline suspensions of the meningococcus by means of alcohol. It is applied as a skin test (intradermal) in the detection of meningococcus carriers

meningococcus (men-in"go-kok'us) [Gr. *μῆνιγξ* membrane + *κόκκος* berry]. Same as *Neisseria meningitidis*. **Jager's m.** See *Diplococcus crassus*.

meningocortical (men-in"go-kor'tik-al). Affecting the meninges and cortex.

meningo-encephalitis (men-in"go-en-sef-al-i'tis) [Gr. *μῆνιγξ* membrane + *ἐγκέφαλος* brain + *-ιτις* inflammation]. Inflammation of the brain and meninges. **chronic m.**, general paresis See *paresis*.

meningo-encephalocele (men-in"go-en-sef'al-o-sēl) [Gr *μῆνιγξ* membrane + *ἐγκέφαλος* brain + *κήλη* hernia] Hernial protrusion of the brain and meninges.

meningo-encephalomyelitis (men-in"go-en-sef" al-o-mi-el-i'tis) [Gr. *μῆνιγξ* membrane + *ἐγκέφαλος* brain + *μυελός* marrow + *-ιτις* inflammation]. Inflammation of the meninges, brain, and spinal cord.

meningomalacia (men-in"go-mal-a'se-ah) [Gr. *μῆνιγξ* membrane + *μαλακία* softness]. Softening of a membrane.

meningomyelitis (men-in"go-mi-el-i'tis) [Gr. *μῆνιγξ* membrane + *μυελός* marrow + *-ιτις* inflammation]. Inflammation of the spinal cord and its membranes.

meningomyelocele (men-in"go-mi-el'o-sēl) [Gr. *μῆνιγξ* membrane + *μυελός* marrow + *κήλη* hernia]. Hernial protrusion of a part of the spinal cord and its membranes.

meningomyelorrhaphy (me-nin"go-mi-el-or'af-e) [Gr. *μῆνιγξ* membrane + *μυελός* marrow +

ραφή suture]. Suture of the spinal cord, with sutures passing through both cord and membranes.

meningo-osteophlebitis (men-in"go-os"te-o-fleb-i'tis) [Gr. *μῆνιγξ* membrane + *ὀστέον* bone + *φλέψ* vein + *-ιτις* inflammation]. Periostitis with inflammation of the veins of a bone.

meningorachidian (men-in"go-rah-kid'e-an) [Gr. *μῆνιγξ* membrane + *ῥάχις* spine]. Pertaining to the spinal cord and its membranes.

meningoradicular (men-in"go-rad-ik'u-lar) [Gr. *μῆνιγξ* membrane + L. *ra'dix* root]. Pertaining to the meninges and the roots of the cranial and spinal nerves.

meningorrhagia (men-in"go-ra'je-ah) [Gr. *μῆνιγξ* membrane + *-ραγια* break]. Hemorrhage from the cerebral or spinal membranes.

meningorrhea, meningorrhœa (men-in"gor-e'-ah) [Gr. *μῆνιγξ* membrane + *ῥοία* flow]. Effusion of blood between or upon the meninges.

meningosis (men-in-go'sis) [Gr. *μῆνιγξ* membrane]. The membranous attachment of bones to each other.

meningotyphoid (me-nin"go-ti'foid). Typhoid in which meningeal symptoms are very prominent.

meninguria (men-in-gu're-ah) [Gr. *μῆνιγξ* membrane + *οὖρον* urine]. The occurrence of membranous shreds in the urine.

meninx (me'ninks), pl. *menin'ges* [Gr. *μῆνιγξ* membrane]. A membrane; especially one of the three envelopes of the brain and spinal cord. **m. fibro'sa,** the dura mater. **m. sero'sa,** the arachnoid. **m. ten'uis,** the arachnopia. **m. vasculo'sa,** the pia mater.

menischesis (men-is'ke-sis) [Gr. *μῆνες* menses + *σχέσις* retention]. Retention of the menses.

meniscitis (men-is-ki'tis). Inflammation of a semilunar cartilage of the knee-joint.

meniscus (men-is'kus) [Gr. *μηνίσκος* crescent]. A crescentic interarticular fibrocartilage. **converging m.** Same as *positive m.* **diverging m.,** a concavoconvex lens having its concave surface of greater radius than its convex surface. **m. latera'lis** [B N A], the external semilunar cartilage. **m. media'lis** [B N A], the internal semilunar cartilage. **negative m.,** a convexoconcave lens. **positive m.,** a concavoconvex lens. **slip m.,** dislocation of the internal semilunar cartilage of the knee-joint. **tactile m.,** a disk-like expansion of the axis-cylinder of a sensory nerve in the epidermis.

menispermin (men-is-per'min). A crystalline alkaloid, $C_{18}H_{24}N_2O_2$, from *Anamirta paniculata*.

Menispermum (men-is-per'mum) [Gr. *μήνη* moon + *σπέρμα* seed]. A genus of plants. The rhizome and roots of *M. canaden'se,* moonseed or yellow parilla, are used like sarsaparilla, as a tonic and alterative. Dose of fluidextract, 30–60 min. (2–4 c.c.).

menocelis (men-os-e'lis) [Gr. *μήν* month + *κηλίς* spot]. A spotted condition of the skin due to stoppage of the menses.

menolipsis (men-o-lip'sis) [Gr. *μήν* month + *λεῖψις* failing]. Temporary cessation of menstruation.

menopause (men'o-pawz) [Gr. *μήν* month + *παῦσις* cessation]. The period when menstruation normally ceases; the change of life.

menophania (men-o-fa'ne-ah) [Gr. *μήν* month + *φάνια* appearance]. The appearance of the menses at puberty.

menoplania (men-o-pla'ne-ah) [Gr. *μήν* month + *πλάνη* deviation]. Metastasis or aberration of the menses; vicarious menstruation.

menorrhagia (men-or-a'je-ah) [Gr. *μήν* month + *ῥηγνύναι* to burst forth]. Abnormally profuse menstruation.

menorrhalgia (men-or-al'je-ah) [*menorrhea* + Gr. *ἄλγος* pain]. Painful menstruation.

menorrhea (men-or-e'ah) [Gr. *μήν* month + *ῥοία* flow]. 1. The normal discharge of the menses. 2. Too free or profuse menstruation.

menosal (men'o-sal). A proprietary preparation, menthyl salicylic methyl ester, used internally as an analgesic.

menoschesis (men-os'kes-is) [Gr. *μήν* month + *σχέσις* retention]. Suppression of the menses.

menosepsis (men-o-sep'sis) [Gr. *μήν* month + *σῆψις* decay]. Septic poisoning from retained menses.

menostasia, menostasis (men-o-sta'ze-ah, men-os'tas-is) [Gr. *μήν* month + *στάσις* halt]. Suppression of the menses.

menostaxis (men-o-stak'sis) [Gr *μήν* month + *στάξις* dripping]. A prolonged period of menstruation due to necrosis of the endometrium.

menotoxin (men-o-tok'sin) A toxic substance in the blood and body fluids of women during the menstrual period.

menoxenia (men-ok-se'ne-ah) [Gr. *μήν* month + *ξένος* strange]. Abnormal menstruation.

mensalin (men'sal-in). A proprietary powder used as a nervine and sedative in gastric and intestinal disorders and in menstrual disturbance.

mensan (men'san). A preparation from the hazelnut, used as a hemostatic.

menses (men'sēz) [L. pl. of *men'sis* month]. The monthly flow of blood from the genital tract of women, attended with congestion of the genital tract and hypertrophy of the uterine mucous membrane. It attends the discharge of ova from the ovary.

menstrual (men'stru-al) [L. *menstrua'lis*]. Pertaining to the menses.

menstruate (men'stru-āt) [L. *menstrua're*]. To have the monthly courses; to discharge the menses.

menstruation (men-stru-a'shun). The monthly sanguineous discharge peculiar to women; the recurrence of the menses. It begins at the age of puberty (twelve to seventeen years) and extends to the menopause. **climacteric m.,** the time or epoch of the first menstruation. **regurgitant m.,** a back-flow through the tubes by which epithelial cells and other materials may be discharged through the ostium and deposited on the ovary and adjacent organs, as in endometrioma. **vicarious m.,** a menstrual flow from some part or organ other than the vagina.

menstruous (men'stru-us). Pertaining to menstruation.

menstruum (men'stru-um) [L *men'struus* menstruous it was long believed that the menstrual fluid had a peculiar solvent quality]. A solvent medium.

mensual (men'su-al) [L. *men'sis* month]. Monthly.

mensuration (men-su-ra'shun) [L. *mensura'tio; mensu'ra* measure]. The act or process of measuring.

mentagra (men-tah'grah) [L. *men'tum* chin + Gr. *ἄγρα* seizure]. Same as *sycosis*.

mentagrophyton (men-tag-rof'it-on) [L. *menta'gra* sycosis + Gr. *φυτόν* plant]. The fungus *Microsporon mentagroph'ytes,* the cause of sycosis.

mental (men'tal). 1. [L. *mens* mind.] Pertaining to the mind. 2. [L. *men'tum* chin.] Pertaining to the chin.

mentalia (men-ta'le-ah). See *psychalia*.

mentalis muscle (men-ta'lis). Same as *levator labii inferioris*. See *muscles, table of*.

mentality (men-tal'it-e). The mental power or activity.

Mentha (men'thah) [L.]. A genus of labiate plants: the mints. **M. piperi'ta.** See *peppermint*. **M. pule'gium,** true pennyroyal. See *pennyroyal*. **M. vir'idis,** spearmint: a carminative and aromatic stimulant. Dose of volatile oil, 2–5 min.

(0.133–0.333 c.c.); of spirit, 10–40 min. (0.666–2 666 c.c.).

menthalcal (men-thal'kal). A proprietary combination of menthol and a salt from the mineral springs of Ems, in Germany.

menthene (men-thēn'). A fragrant liquid hydrocarbon, $C_{10}H_{18}$, derivable from menthol. **m. carbonate,** a white, tasteless powder, $(C_{10}H_{18})$-CO_3.

menthenone (men'the-nōn). A colorless ketone, $C_{10}H_{16}O$, contained in peppermint oil.

mentheolate (men'the-o-lāt). A solution of 200 grains of menthol in ½ fluidounce of oleic acid.

menthiodol (men-thi'o-dol). A preparation of 4 parts of menthol with 1 part of iodin: used locally in neuralgia.

menthoform (men'tho-form). A preparation of menthol, formic aldehyd, and glycerin.

menthol (men'thol). Mint-camphor, a monacid menthane alcohol, $(CH_3)_2CH.C_6H_9(CH_3)OH$, a crystalline stearopten from oil of peppermint or other mint oils. It is anodyne, and is used, for the most part, externally in neuralgia, skin diseases, and rhinitis. Dose, ½–2 gr (0.033–0.133 gm.). **m. valerianate.** See *validol*

mentholin (men'tho-lin). A proprietary remedy for coryza, containing menthol, 1 part; boric acid and coffee (roasted and finely powdered), each, 10 parts.

mentholyptine (men-tho-lip'tin). A proprietary antiseptic compound of menthol and eucalyptol: for external use.

menthone (men'thōn). A volatile oil, a ketone, $(CH_3)_2CH.C_6H_8O\ CH_3$, from oil of peppermint

menthophenol (men-tho-fe'nol). A liquid preparation of menthol (3 parts) and phenol (1 part): an antiseptic and local anesthetic.

menthorol (men'tho-rol). A mixture of parachlorphenol and menthol used locally in laryngeal phthisis

menthospirin (men-tho-spi'rin). The acetylsalicylic-acid ester of menthol· used like aspirin.

menthoxol (men-thoks'ol). A solution of menthol and hydrogen dioxid in alcohol: a deodorant antiseptic for external use.

menthyl (men'thil). The monovalent radical, $C_{10}H_{19}$.

mentimeter (men-tim'et-er) [L. *mens* mind + Gr. *μέτρον* measure]. A method or means of measuring mental capacity.

mento-anterior (men"to-an-te're-or) [L. *men'tum* chin + *ante'rior* before]. Having the chin directed forward.

mentolabial (men-to-la'be-al). Pertaining to the cheek and lip

mentolabialis (men"to-la-be-a'lis). The levator labii inferioris and the quadratus menti regarded as one muscle.

mentoposterior (men"to-pos-te're-or) [L. *men'tum* chin + *poste'rior* after]. Having the chin directed toward the back, or turned sacrad (used of the fetus at delivery).

mentulagra (men-tu-lag'rah) [L. *men'tula* penis + Gr. *ἄγρα* seizure] 1 Priapism. 2. Chordee.

mentulate (men'tu-lāt). Having a large penis.

mentulomania (men"tu-lo-ma'ne-ah) [L. *men'tula* penis + *mania*]. Masturbation.

mentum (men'tum) [L.]. The chin.

Menyanthes (men-e-an'thēz) [Gr. *μήν* month + *ἄνθος* flower]. A genus of gentianaceous plants, *M. trifolia'ta,* or buckbean, is a bitter tonic, useful in rheumatism, sick headache, jaundice etc. Dose of powdered leaves, 20–30 gr. (1.3–2 gm.).

menyanthin (men-e-an'thin). Inulin.

Menzer's serum (ment'zerz) [Arthur August Ludwig *Menzer,* German bacteriologist, born 1872]. See *serum.*

mephitic (me-fit'ik) [L. *mephit'icus; mephi'tis* foul exhalation]. Emitting a foul odor.

meralgia (me-ral'je-ah) [Gr. *μηρός* thigh + *ἄλγος* pain]. Pain in the thigh. **m. paræsthet'ica,** a disease marked by paresthesia and disturbance of sensation in the outer surface of the thigh, in the region supplied by the external cutaneous femoral nerve. The paresthesia consists of burning, tingling, stabbing pains of considerable severity, or possibly only of a feeling of numbness. The sensory disturbances vary from slight hyperesthesia to total anesthesia. Called also *Bernhardi's disturbance of sensation.*

merbaphen (mer'baf-en). Novasurol.

mercaptan (mer-kap'tan) [L. *mercu'rium cap'tans* seizing or combining with mercury]. Any alcohol in which hydroxyl oxygen is replaced by sulphur; a thioalcohol.

mercaptol (mer-kap'tol). A compound formed from a ketone by introducing two thio-alkyl groups in place of the bivalent oxygen.

mercauro (mer-kaw'ro) [*mercury* + L. *au'rum* gold]. A proprietary solution of bromids of gold, arsenic, and mercury, each, 10 min, containing $\frac{1}{32}$ gr. of each of the bromids.

merchochinol (mer-ko-kin'ol) Mercury oxyquinolin sulphonate, a yellow powder, used for the administration of mercury internally, externally, and hypodermically.

Mercier's bar, valve, etc. (mer-se-āz') [Louis Auguste *Mercier,* French urologist, 1811–1882]. See *bar, valve,* etc.

mercodel (mer'ko-del). A fine trituration of mercury with glucose suggested for intravenous treatment of syphilis.

mercolint (mer'ko-lint). A cloth impregnated with metallic mercury and worn over the chest in the treatment of syphilis.

mercupressin (mer-ku-pres'in). A proprietary preparation essentially the same as spirocide.

mercuramin (mer-ku'ram-in). A germicide, mercury ethylene-diamin-citrate.

mercurammonium (mer-ku-ram-o'ne-um). A precipitate produced when ammonium hydroxid is added to a solution of a mercuric salt **m. chlorid,** infusible white precipitate, $HgNH_2Cl$, the essential constituent of hydrargyrum ammoniatum.

mercuran (mer'ku-ran). A 50 per cent. mercurial ointment prepared with goose-fat stearin.

mercurette (mer-ku-ret'). A proprietary preparation of mercury in cocoa-butter.

mercurial (mer-ku're-al) [L. *mercuria'lis*]. 1. Pertaining to mercury. 2. Any preparation of mercury.

Mercurialis (mer-ku-re-a'lis). A genus of plants of Europe, *M. an'nua* and *M. peren'nis,* have alterative properties, and are used in scrofula, syphilis, dysmenorrhea, etc. Dose of fluidextract, 5–30 min. (0.3–2 c.c.).

mercurialism (mer-ku're-al-izm). Chronic poisoning from misuse of mercury; hydrargyrism.

mercurialization (mer-ku"re-al-iz-a'shun). The act or process of putting under the influence of mercury.

mercurialized (mer-ku're-al-izd). Treated with mercury; containing mercury. **m. serum.** See under *serum.*

mercuric (mer-ku'rik). Pertaining to mercury as a bivalent element. **m. benzoate,** a white, crystalline, tasteless salt, $(C_6H_5\text{-}CO\ O)_2Hg + H_2O$, for intramuscular injection in the treatment of syphilis. **m. cacodylate,** a white, crystalline powder of mercuric methyl-arsenate, $[(CH_3)_2\ AsO.O]_2Hg$· used in the treatment of syphilis **m. chlorid,** mercury bichlorid, a crystalline salt, $HgCl_2$ used externally in syphilis, and internally in doses of $\frac{1}{60}$–$\frac{1}{20}$ gr. (0.001–0.003 gm.), as an antiseptic, alterative, and antisyphilitic. Called also

corrosive sublimate, bichlorid of mercury, and *hydrargyri chloridum corrosivum* (U. S. P.). **m. chlorid glutinopentonate**, an antisyphilitic double salt. Subcutaneous dose, ⅛ gr. (0.01 gm.). **m. chlorid-urea**, a solution of 1 gm. of mercuric chlorid and ½ c c. of urea in 100 c.c. of water: for subcutaneous injection in syphilis. **m. cyanid**, a very poisonous salt, $Hg(CN)_2$; is colorless: to be used subcutaneously, with great caution, in the treatment of syphilis. **m. diiodosalicylate**, a yellow, amorphous powder, $(OH.C_6H_2I_2.CO.O)_2Hg$: used in the treatment of syphilis. **m. formamidate**, a solution, $(NH_2\,CO\,O)_2Hg$: used subcutaneously in syphilis Daily dose, 1 gr. (0 06 gm) **m. guaiacol-sulphonate**, brown crystals of $[CH_3O.C_6H_3(OH)SO_2O]_2Hg$. used by intramuscular injections in syphilis in doses of ½ gr. (0 032 gm) gradually increased. **m. iodate**, a salt of mercury, $Hg(IO_3)_2$. antisyphilitic. **m. iodid red**, a scarlet red insoluble amorphous powder, HgI_2. It is used as a germicide in solution with potassium iodid. **m. lactate**, white crystalline powder, $(CH_3\,CHOH.COO)_2Hg$. **m. ortho-guaiacol-sulphonate**, brown, soluble crystals of $(OH.C_6H_3(CH_3O)SO_2\,O)_2Hg$. It has been used in the treatment of syphilis. **m. oxid, red**, red precipitate; a heavy orange-red crystalline powder, HgO used in the dressing of syphilitic sores. **m. oxid, yellow**, a light orange-yellow amorphous powder, HgO, obtained by precipitation from mercuric chlorid. It is used in ointments. **m. oxidasparagin**, an antiseptic and antisyphilitic agent, $(NH_2.C_2H_3(CONH_2)CO_2)_2Hg$. **m. oxycyanid**, a white, crystalline powder, $Hg(CN)_2.HgO$ used as antiseptic and antisyphilitic. **m. peptonate**, an antisyphilitic agent· to be used subcutaneously. **m. phenate, phenylate.** See *mercury carbolate* **m. resorcinate**, a dark yellow, crystalline powder: used therapeutically in minute subcutaneous doses. **m. salicylate**, a white, tasteless powder, $(OH\,C_6H_4\,CO_2)_2Hg$, insoluble in water and alcohol: used as an internal and external antisyphilitic, antigonorrheic, etc. Dose, $\frac{3}{16}$–1½ gr. (0.01–0.08 gm.); locally, in 1 per cent. powder or ointment. **m. subsulphate, yellow**, a heavy lemon-yellow powder, $HgSO_4.2H_2O$. used as an emetic. **m. succinimid.** See under *mercury*. **m. sulphid**, a brilliant scarlet powder, HgS. Called also *vermilion* or *cinnabar*. It may be used for fumigation in syphilis.

mercuricide (mer-ku'ris-īd). Lemon-yellow crystals of the iodid of lithium and mercury, $HgI_2.3LiI$. It is actively germicidal.

Mercurio's position (mer-koo're-ōz) [Geronimo Scipione *Mercurio*, Italian accoucheur, 1550–1595]. See *position*.

mercurivanillin (mer-ku-ri-van-il'in). A proprietary remedy for syphilis, said to contain 40 per cent. of mercury.

mercurochrome (mer-ku'ro-krōm). A red powder, dibrom-oxymercury-fluorescein or its sodium salt, $C_6H_2Br(O)_2C(C_6H_4\,COONa)C_6HBr(ONa)HgOH$, which is a green crystalline powder. The acid is obtained by substituting one atom of mercury in the molecule of dibromfluorescein and contains about 26 per cent. of mercury: used as a germicide for the genito-urinary tract.

mercuro-iodohemol (mer"ku-ro-i"o-do-he'mol). A brown powder, insoluble in water, containing hemol, mercury, and iodin: an alterative and hematinic.

mercurol (mer'ku-rol). A cream-colored, soluble powder, mercury nucleide: it is used in irrigations for gonorrhea and as an antisyphilitic.

mercurophen (mer-ku'ro-fen). Sodium oxymercury orthonitrophenolate. a powerful antiseptic, $NO_2.C_6H_3(HgOH)\,ONa$, and germicide: used in the treatment of gonorrhea, pneumococcic infections of the eye, and pyogenic skin infections.

mercurosal (mer-ku'ro-sal). An organic mercury compound, disodium hydroxy mercuri-salicyloxyacetate, $COONa.C_6H_3(HgOH).O.CH_2.COONa$ It contains about 43 per cent. of mercury and is used for the treatment of syphilis.

mercurous (mer'ku-rus). Pertaining to mercury as a univalent element. **m. acetate**, a salt in white or gray scales, $(CH_3COO)_2Hg_2$: antisyphilitic Dose, ⅛–1 gr. (0 01–0 06 gm). **m. chlorid.** See *calomel*. **m. iodid, yellow**, a bright yellow insoluble amorphous powder, HgI: it has been used in syphilis.

mercury (mer'ku-re) [L. *mercu'rius*, or *hydrar'gyrum*]. A metallic element, liquid at ordinary temperatures, quicksilver. Its symbol is Hg; atomic weight, 200 6; specific gravity, 13 59 It is insoluble in ordinary solvents, being only partially soluble in boiling hydrochloric acid It may be dissolved, however, in nitric acid Mercury forms two sets or classes of compounds—*mercurous*, in which a single atom of mercury combines with a monovalent radical, and *mercuric*, in which a single atom of mercury combines with a bivalent radicle. Mercury and its salts are used in medicine as purgatives and cholagogues; as alteratives in chronic inflammations, as antisyphilitics, intestinal antiseptics, disinfectants, and astringents They are absorbed by the skin and mucous membranes, causing chronic mercurial poisoning, or hydrargyrism. The mercuric salts are more soluble and irritant than the mercurous. See also under *mercuric* and *mercurous*. **m. alanate, m. aminoproprionate**, a white, crystalline powder. Subcutaneous dose, $\frac{1}{12}$–⅛ gr. (0.005–0.01 gm.). **m. albuminate**, a salt whose triturate with sugar of milk is employed as an antiseptic dusting-powder. **ammoniated m.** See *hydrargyrum ammoniatum*. **m. arsenite**, a brownish powder, Hg_3AsO_3 used in syphilis and intestinal disorders **m. asparaginate, m. imidosuccinate**, a bright, crystalline powder, $(C_2H_4(CO)_2N)_2Hg$ Dose, $\frac{1}{10}$ gr. (0 0013 gm). **m. atoxylate**, the mercury salt of paramidophenyl arsenic acid, $[NH_2\,C_6H_4\,AsO(OH)O]_2Hg$ used in spirochetal disease **m. bichlorid.** See *mercuric chlorid*. **m. biniodid.** See *mercuric iodid*. **m. cacodylate.** See *mercuric cacodylate*. **m. carbolate**, a salt in nearly colorless needles, $(C_6H_5O)_2Hg + H_2O$. Dose, ¼–½ gr. (0 016–0 032 gm.). **colloidal m.** See *hydrgol* **m. dimethylate.** See *asquirrol*. **m. ethylchlorid**, a substance, $Hg(C_2H_5)Cl$, in shining scales and of an offensive odor. used subcutaneously. **m. ethylenediamin**, a combination of mercury and ethylenediamin used in aqueous solution, 1 50 or 1 : 200, for disinfecting the hands. **French m.**, *Mercurialis annua*. **m. fulminate**, a white, crystalline body, $(C\,N\,O)_2Hg\,\frac{1}{2}H_2O$ used in detonating caps for exploding dynamite, etc **m. gallate**, a salt, $(C_6H_2(OH)_3COO)_2Hg$, in a greenish-black powder: antisyphilitic. Dose, ½–¾ gr. (0.03–0.05 gm). **m. iodocacodylate**, an antisyphilitic solution of mercury cacodylate and sodium iodid. **m. oleobrassidate**, a compound resulting from the treatment of mercuric oxid with erucic acid and oleic acid. It contains 30 per cent. of mercury and is used like mercurial ointment. **m. oxycyanid**, a white, crystalline compound, $HgO\,Hg(CN)_2$: used as an antiseptic in diphtheria, erysipelas, wounds, etc. **m. perchlorid.** See *mercuric chlorid*. **m. peroxid**, a red powder, HgO_2, which is decomposed by water, liberating oxygen and forming hydrogen dioxid and mercuric oxid. **m. and potassium hyposulphite**, a crystalline salt, $2HgS_2O_3 + 5K_2S_2O_3$: used subcutaneously. **m. and potassium iodid.** See under *potassium*. **m. and potassium sulphite**, a salt in colorless crystals to be used hypodermically. **m. protochlorid.** See *calomel*. **m. protoiodid.** See *mercurous iodid*. **m. pyroborate**, a brown insoluble powder, HgB_4O_7· used in ointments. **red iodid of m.** See *mercuric iodid*. **m. silicofluorid**, a substance in crystalline prisms, $Hg_2SiF_6 + 2H_2O$: used as a surgical antiseptic like mercuric chlorid

in 1 : 1000 aqueous solution or 1 : 2000 ointment. **m. sozoiodolate,** a fine, yellow powder, $(C_6H_2I_2(OH)SO_2)_2Hg$· antisyphilitic. Subcutaneous dose, 1 gr. (0.06 gm.). **m. subchlorid.** See *calomel.* **m. succinimid,** a white powder, $[(CH_2CO)_2N]_2Hg$: used like other mercury salts. Dose by mouth, $\frac{1}{8}$–$\frac{1}{4}$ gr. (0.01–0.015 gm.); hypodermically, 8–16 m. (0.5–1 cc) of a 2.5 per cent solution. **m. tannate,** a greenish-brown powder, used in syphilis. Dose, 1–2 gr. (0.06–0.12 gm.). **m. thymolacetate,** a crystalline powder, $(CH_3COO)_2Hg + \frac{CH_3COO}{C_{10}H_{13}O} > Hg$. Dose, $\frac{1}{12}$–$\frac{1}{8}$ gr. (0.005–0.01 gm.). **m. thymolate,** an unstable, violet-green salt, $C_{10}H_{13}OHgOH$. **m. thymolnitrate,** a salt in colorless crystals, $C_{10}H_{13}O\ Hg\ HgNO_3$: used subcutaneously. **m. tribromphenolacetate,** a salt in yellow crystals: antisyphilitic. **m. with chalk,** metallic mercury rubbed up with chalk and honey until the particles are very small. **yellow iodid of m.** See *mercurous iodid.*

mercutin (mer'ku-tin). A preparation of finely divided mercury in talcum.

mere (mēr) [Gr. *μέρος* part]. Any one of the parts into which the substance of a zygote of a cell sometimes divides. Meres give rise to blasts.

mergal (mer'gal). A mixture of albumin tannate with mercuric cholate· used for bringing the liver under the action of mercury.

mergandol (mer-gan'dol). Mercury sodium glycerate. used in syphilis by injection. Dose, 30 min. (2 c.c.) every other day.

meriatchenje (mehr"e-aht-chen'ge). See *miryachit.*

meridian (mer-id'e-an) [L. *meridia'nus,* from *me'dius* middle + *di'es* day]. A great circle surrounding a sphere and passing through its poles. **m. of the cornea,** a curve formed on the surface of the cornea by an anteroposterior plane passing through the apex of the cornea. **m. of the eye,** a line passing around the eyeball.

meridional (mer-id'e-o-nal). Pertaining to a meridian or made along a meridian; as, *meridional* section.

meriodin (me-ri'o-din). Mercury diiodoparaphenolsulphonate: used in treatment of syphilis.

merism (mer'izm) [Gr. *μέρος* a part]. The repetition of parts in an organism so as to form a regular pattern.

Merismopedia (mer"is-mo-pe'de-ah) [Gr. *μέρισμα* division + *πεδίον* plain]. A genus of bacteria characterized by division into plates: some of the species are supposed to be pathogenic.

merispore (mer'is-pōr) [Gr. *μέρος* part + *σπόρος* seed]. A spore produced by the division of another spore.

Merista (me-ris'tah). A genus or form of bacterial cocci growing in two dimensions and exhibiting a division at right angles.

meristem (mer'is-tem) [Gr. *μερίζειν* to divide]. The undifferentiated embryonic tissue of plants.

meristematic (mer-is-tem-at'ik). Pertaining to or composed of meristem.

meristic (mer-is'tik). Pertaining to or possessing merism; symmetrical; having symmetrically arranged parts.

meristiform (me-ris'tif-orm) [Gr. *μεριστός* divided + L. *for'ma* form]. A tetrad of cocci. See *tetrad.*

Merizomyria (mer"iz-o-mir'e-ah). A genus of schizomycetes with cylindric, phycochromous filaments in chaplets.

merjodin (mer-i'o-din). See *meriodin.*

Merkel's corpuscles, ganglia, or **touch cells** (mer'kelz) [Friedrich Siegismund *Merkel,* German anatomist, 1845–1919]. See under *corpuscle* and *ganglion.*

Merkel's filtrum, muscle (mer'kelz) [Karl Ludwig *Merkel,* German anatomist, 1812–1876]. See

merlusan (mer'lu-san). A proprietary mercury (tyrosin-mercury) preparation: used locally in the treatment of acute gonorrhea, ophthalmia, syphilis, and cystitis.

Mermithidæ (mer-mith'id-e). A family of Nematoda; the land hair-worms·

meroacrania (mer"o-ak-ra'ne-ah) [Gr. *μέρος* part + *a* neg. + *κρανίον* skull]. Partial congenital absence of the cranium.

meroblastic (mer-o-blas'tik) [Gr. *μέρος* part + *βλαστός* germ]. Undergoing segmentation in only one part.

merocele (me'ro-sēl) [Gr. *μηρός* thigh + *κήλη* hernia]. Femoral hernia.

merocoxalgia (me"ro-kok-sal'je-ah) [Gr. *μηρός* thigh + L. *cox'a* hip + Gr. *ἄλγος* pain]. Pain in the thigh and hip.

merocrine (mer'ok-rīn) [Gr. *μέρος* part + *κρινεῖν* to separate]. Partly secreting. A term applied to glands in which only parts of the secretory cells disintegrate to form the secretion, as, for example, the sweat glands and the milk glands. See *holocrine.*

merocyte (mer'o-sīt) [Gr. *μέρος* part + *κύτος* cell]. Supernumerary sperm nucleus in the ovum in cases of polyspermy.

merodiastolic (mer"o-di-as-tol'ik) [Gr. *μέρος* part + *diastole*]. Pertaining to a part of the diastole.

merogamy (mer-og'am-e). Same as *microgamy.*

merogastrula (mer-o-gas'tru-lah). The gastrula of a meroblastic ovum.

merogenesis (mer-o-jen'es-is) [Gr. *μέρος* part + *γένεσις* formation]. Segmentation.

merogenetic, merogenic (mer-o-jen-et'ik, -jen'ik). Pertaining to segmentation.

merogony (me-rog'o-ne) [Gr. *μέρος* part + *γονος* born]. The development of an organism from a portion of an egg, especially from a non-nucleated portion of an egg after fertilization by a sperm.

merology (mer-ol'o-je) [Gr. *μέρος* part + *λόγος* treatise]. That part of anatomy which deals with elementary tissues.

meromicrosomia (mer"o-mi-kro-so'me-ah) [Gr. *μέρος* part + *microsomia*]. Unusual smallness of some part of the body.

meromorphosis (mer-o-mor-fo'sis) [Gr. *μέρος* part + *μόρφωσις* formation]. Incomplete restoration or regeneration of a lost part.

meromyerial (mer-o-mi-e're-al). A type of arrangement of the muscular system in the Nematoda. There are only two or three broad flat muscle-cells between the pillars.

meroparesthesia (me"ro-par-es-the'ze-ah) [Gr. *μέρος* limb + *paresthesia*]. Alteration of the tactile sense in the extremities.

meropia (mer-o'pe-ah) [Gr. *μέρος* part + *ὤψ* vision]. Partial blindness.

merorachischisis (me"ro-rak-is'kis-is) [Gr. *μέρος* part + *ῥάχις* spine + *σχίσις* fissure]. Fissure of a part of the spinal cord.

merosystolic (me"ro-sis-tol'ik) [Gr. *μέρος* share + *συστολή* systole]. Pertaining to a part of the systole.

merotomy (me-rot'o-me) [Gr. *μέρος* part + *τέμνειν* to cut]. Division into segments.

meroxyl (mer-ok'sil). A mixture containing about 50 per cent. of the sodium salt of 2.4-dihydroxy-3.5-dihydroxymercuribenzophenon-2-sulphonic acid. Used as· a local antiseptic and germicide in 0.1–0 5 per cent. solution.

merozoite (me-ro-zo'īt) [Gr. *μέρος* part + *ζῷον* animal]. One of the spores formed by the splitting up of the schizont in schizogenous reproduction of protozoa. Cf. *sporozoite.* See also under *Plasmodium malariæ.*

merpotide (mer'po-tīd). A proprietary preparation of potassium iodid and mercury protiodid: used in

mersalv (mer'salv). A proprietary ointment containing 10 per cent. metallic mercury with an oily basis.

merulan (mer'u-lan). A combination of mercury and tyrosin, recommended for syphilis.

Merulius lac'rymans (me-ru'le-us) The fungus of the dry-rot of wood. Inhaled in dust, it becomes parasitic, causing a persistent and sometimes fatal catarrh and bronchitis.

Méry's glands (ma-rēz') [Jean *Méry*, anatomist in Paris, 1645–1722]. Cowper's glands.

merycism (mer'is-izm) [Gr. *μηρυκισμός* chewing]. The regurgitation of food from the stomach and chewing it again, rumination.

merycismus (mer-is-iz'mus). Merycism.

mesad (me'sad). Toward the median line or plane.

mesal (me'sal) [Gr. *μέσος* middle]. Pertaining to the median line or plane

mesameboid (mes-am-e'boid) [Gr. *μέσος* middle + *ἀμοιβή* change + *εἶδος* shape]. Minot's name for a primitive blood-cell or hemoblast. See *hemoblast.*

mesaortitis (mes"a-or-ti'tis) [Gr. *μέσος* middle + *aortitis*]. Inflammation of the middle coat of the aorta

mesaraic, mesareic, mesaræic (mes-ar-a'ik) [Gr. *μέσος* middle + *ἀραιά* belly] Mesenteric.

mesarteritis (mes"ar-ter-i'tis) [Gr. *μέσος* middle + *ἀρτερία* artery + *-ιτις* inflammation]. Inflammation of the middle coat of an artery.

mesaticephalic (mes-at"is-ef-al'ik) [Gr. *μεσάτος* medium + *κεφαλή* head]. Neither brachycephalic nor dolichocephalic.

mesatipellic, mesatipelvic (mes-at-ip-el'ik, -el'vik) [Gr *μεσάτος* medium + *πελλίς* pelvis]. Having a pelvic index between 90° and 95°.

mescal (mes-kahl') [Mex.]. The fermented juice of *Aga've america'na* and other Mexican species of that genus **m.-buttons,** the flowering tops of *Anhalo'nium lewin'ii:* nerve stimulant and antispasmodic. Its administration leads to color hallucinations and pleasant visions. See *Anhalo'nium lewin'ii.*

mescalin (mes'ka-lin). An alkaloid from *Anhalo'nium lewin'ii.* See *mezcalin.*

mescalism (mes'kal-izm). The habitual use of mescal-buttons.

mesectic (mes-ek'tik). Taking up a medium or average amount of oxygen If at an oxygen pressure of 40 mm the blood will take up oxygen to the extent of 70–79 per cent, it is said to be mesectic Cf. *mionectic* and *pleonectic.*

mesectoblast (mes-ek'to-blast). Same as *ectomesoblast.*

mesembrin (mes-em'brin). An alkaloid, $C_{16}H_{19}NO_4$, from *Mesembryanthemum expansum* with a cocain-like action

Mesembryanthemum (mes-em-bre-an'the-mum) [L.]. A genus of mostly suffruticose plants. *M. crystalli'num* is diuretic *M. acinacifor'me* is antidysenteric. *M. tortuo'sum* is narcotic.

mesencephal (mes-en'sef-al). Same as *mesencephalon.*

mesencephalic (mes-en-sef-al'ik). Pertaining to the mesencephalon.

mesencephalon (mes-en-sef'al-on) [Gr. *μέσος* middle + *ἐγκέφαλος* brain]. The midbrain; the middle cerebral vesicle of the embryonic brain from which are developed the middle cerebral ganglia, including the corpora quadrigemina and crura cerebri.

mesenchyma (mes-en'kim-ah) [Gr. *μέσος* middle + *ἔγχυμα* infusion]. The embryonic connective tissue; that part of the mesoderm whence are formed the connective tissues of the body, and also the blood-vessels and lymphatic vessels.

mesenchymal (mes-en'kim-al). Pertaining to the mesenchyma.

mesenchyme (mes'en-kīm). Same as *mesenchyma.*

mesenteric (mes-en-ter'ik) [Gr. *μεσεντερικός*]. Pertaining to the mesentery.

mesenteriolum (mes-en-ter-i'o-lum). A small mesentery: especially the mesentery of the intestinal diverticulum.

mesenteritis (mes-en-ter-i'tis). Inflammation of the mesentery.

mesenterium (mes-en-te're-um) [B N A] Mesentery. **m. commu'ne,** the mesentery proper.

mesenteroblast (mes-en'ter-o-blast). Same as *mesenteron.*

mesenteron (mes-en'ter-on) [Gr. *μέσος* middle + *ἔντερον* intestine]. The middle part of the embryonic body cavity, whence are derived the alimentary canal, lungs, liver, and pancreas.

mesentery (mes'en-ter-e) [Gr. *μέσος* middle + *ἔντερον* bowel]. The fold of peritoneum which attaches the intestine to the posterior abdominal wall. It consists of the mesentery proper, a membrane connecting the small intestine with the spinal column, and the mesentery of the cecum, colon, and rectum, called respectively mesocolon, mesocecum, and mesorectum.

mesentoderm (mes-en'to-derm). A cell-layer of the early embryo not yet differentiated into mesoderm and entoderm.

mesentomere (mes-en'to-mēr). A blastomere not yet divided into mesomeres and entomeres.

mesepithelium (mes-ep-e-the'le-um). Same as *mesothelium.*

mesiad (me'se-ad). Toward the middle; mesad.

mesial (me'se-al) [Gr. *μέσος* middle]. Situated in the middle; median; toward the middle line of the body or toward the center line of the dental arch.

mesien (me'se-en). Pertaining to the mesion.

mesin (mes'in). Hexamethylenetetramin lithium citrate; a urinary antiseptic.

mesiobuccal (me"se-o-buk'al). Pertaining to surfaces between the mesial and buccal aspects of a tooth.

mesiobucco-occlusal angle (me"se-o-buk"o-ok-lu'zal). See under *angle.*

mesioclusion (me-se-o-klu'zhun). Malocclusion in which the mandibular arch has an anterior relation to the maxillary arch; anteroclusion

mesiodistal (me"se-o-dis'tal). Pertaining to the mesial and distal aspects of a tooth.

mesiolingual (me"se-o-ling'wal). Pertaining to the surfaces between the mesial and lingual aspects of a tooth

mesion (me'se-on) [Gr. *μέσος* middle]. The plane that divides the body into right and left symmetric halves.

mesio-occlusal angle (me"se-o-ok-lu'zal) See under *angle.*

mesio-occlusion (me"se-o-ok-lu'zhun). Same as *mesioclusion.*

mesioversion (me"se-o-ver'shun). The condition of a tooth which is nearer than normal to the median line of the face.

mesiris (mes-i'ris) [Gr. *μέσος* middle + *iris*]. The middle layer of the iris.

mesitylene (mes-it'il-ēn). Symmetric trimethylbenzene, $C_6H_3(CH_3)_3$, from coal-tar.

mesitylenic acid. $C_6H_3(CH_3)_2.COOH$, an oxidized form of mesitylene.

mesityluric acid. The form in which mesilylene is excreted in the urine. A compound of mesitylenic acid and glycocoll, $C_6H_3(CH_3)_2.CO.NH.CH_2.COOH$.

mesmerism (mes'mer-izm) [after Friedrich A. *Mesmer*, 1733–1815]. Hypnotism, or animal magnetism.

mesmeromania (mes"mer-o-ma'ne-ah) [*mesmerism* + Gr. *μανία* madness]. Insane devotion to mesmerism.

meso- [Gr. *μέσος* middle]. 1. A prefix signifying "middle," either situated in the middle or moderate. 2. In chemistry, a prefix signifying inactive or without effect on polarized light.

meso-appendicitis (mes"o-ap-en-di-si'tis). Inflammation of the meso-appendix.

meso-appendix (mes"o-ap-en'diks) [Gr. *μέσος* middle + *appendix*]. The mesentery of the appendix; the peritoneal fold which connects the appendix to the ileum.

mesoarial (mes-o-a're-al). Pertaining to the mesoarium

mesoarium (mes-o-a're-um). See *mesovarium.*

mesobacteria (mes"o-bak-te're-ah). Bacteria of a medium size.

mesoblast (mes'o-blast) [Gr. *μέσος* middle + *βλαστός* germ]. The middle of the three layers of the primitive embryo. It is derived from the ectoderm and entoderm, and develops into the skin and connective-tissue structures, the bones, muscles, organs of excretion, and internal genitals. **paraxial m.**, the mesoblast surrounding the neuraxis

mesoblastema (mes"o-blas-te'mah). The cells composing the mesoblast.

mesoblastic (mes-o-blas'tik). Pertaining to or derived from the mesoblast.

mesobronchitis (mes"o-brong-ki'tis) [Gr. *μέσος* middle + *bronchitis*]. Inflammation of the middle coat of the bronchi.

mesocardia (mes-o-kar'de-ah) [Gr. *μέσος* middle + *καρδία* heart] Location of the heart in the middle line of the thorax.

mesocardium (mes-o-kar'de-um) [Gr. *μέσος* middle + *καρδία* heart]. A membrane connecting the embryonic heart with the body-wall in front and the intestine behind, also that part of the pericardium which is attached around the great arteries and veins of the heart and connects them with the surrounding parts.

mesocarpal (mes-o-kar'pal). Same as *midcarpal.*

mesocecal (mes-o-se'kal). Pertaining to the mesocecum

mesocecum, mesocæcum (mes-o-se'kum) [Gr. *μέσος* middle + *cecum*]. The peritoneal fold which gives attachment to the cecum.

mesocele, mesocœlia (mes'o-sēl, mes-o-se'le-ah) [Gr. *μέσος* middle + *κοιλία* hollow]. The aqueduct of Sylvius.

mesocephalic (mes"o-sef-al'ik). 1. Pertaining to the mesocephalon. 2. Same as *mesaticephalic.*

mesocephalon (mes-o-sef'al-on). 1. See *mesencephalon.* 2. The pons varolii.

mesochondrium (mes-o-kon'dre-um) [Gr. *μέσος* middle + *χόνδρος* cartilage]. The matrix in which are embedded the cellular elements of hyaline cartilage.

mesococcus (mes-o-kok'us). A bacterial granule larger than a micrococcus and smaller than a megacoccus.

mesocœlia (mes-o-se'le-ah). The cavity of the mesencephalon.

mesocolic (mes-o-kol'ik). Pertaining to the mesocolon.

mesocolon (mes-o-ko'lon, mes-ok'o-lon) [Gr. *μέσος* middle + *κόλον, κῶλον* colon]. The process of peritoneum by which the colon is attached to the posterior abdominal wall. It is divided into an *ascending, transverse, descending,* and *sigmoid* section, according to the portion of the colon to which it is attached.

mesocolopexy (mes-o-ko'lo-peks-e) [*mesocolon* + Gr. *πῆξις* fixation]. Same as *mesocoloplication.*

mesocoloplication (mes-o-ko"lo-pli-ka'shun) [*mesocolon* + *plication*] The operation of folding and suturing the mesocolon to limit the mobility of the bowel.

mesocord (mes'o-kord). An umbilical cord adherent to the placenta by a connecting fold of the amnion: more correctly, the connecting fold itself.

mesocuneiform (mes-o-ku'ne-if-orm). The middle cuneiform bone.

mesocyst (mes'o-sist) [Gr. *μέσος* middle + *κύστις* bladder]. The layer of peritoneum attaching the gall-bladder to the liver.

mesocyte (mes'o-sīt) [Gr. *μέσος* middle + *κύτος* cell]. Same as *mesolymphocyte.*

mesocytoma (mes-o-si-to'mah) [Gr. *μέσος* middle + *κύτος* cell + *-ωμα* tumor]. A connective-tissue tumor; a sarcoma.

mesoderm (mes'o-derm) [Gr. *μέσος* middle + *δέρμα* skin]. See *mesoblast.*

mesodermic (mes-o-der'mik). Pertaining to the mesoderm.

mesodermopath (mes-o-der'mo-path) [*mesoderm* + Gr. *πάθος* disease] A person who is constitutionally susceptible to diseases of the tissues derived from embryonic mesoderm, such as heart and kidneys, arteries and veins, joints and muscles

mesodiastolic (mes"o-di-as-tol'ik) [Gr. *μέσος* middle + *diastole*]. Pertaining to the middle of the diastole.

mesodmitis (mes-od-mi'tis) [Gr *μεσόδμη* partition]. Inflammation of the mediastinum

mesodont (mes'o-dont) [Gr *μέσος* middle + *ὀδούς* tooth]. Having medium-sized teeth.

mesoduodenal (mes-o-du-o-de'nal). Pertaining to the mesoduodenum

mesoduodenum (mes"o-du-o-de'num) [Gr *μέσος* middle + *duodenum*]. The fold which in early or fetal life, and sometimes persistently, connects the duodenum to the abdominal wall

meso-epididymis (mes-o-ep-e-did'im-is) A fold of tunica vaginalis that sometimes connects the epididymis with the testicle

mesogaster (mes-o-gas'ter) [Gr *μέσος* middle + *γαστήρ* belly]. Same as *midgut.*

mesogastric (mes-o-gas'trik). Pertaining to the mesogastrium.

mesogastrium (mes-o-gas'tre-um) [Gr *μέσος* middle + *γαστήρ* belly] The mesentery of the embryonic stomach, whence the great omentum is developed.

mesoglia (mes-og'le ah) Same as *oligodendroglia*

mesoglutæus (mes-o-glu te'us). The gluteus medius muscle.

mesognathic, mesognathous (mes-og-na'thik, mes-og'nath-us). 1 Pertaining to the mesognathion. 2. Having a gnathic index of from 98 to 103.

mesognathion (mes-og-na'the-on) [Gr. *μέσος* middle + *γνάθος* jaw] The lateral center of ossification in the os incisivum for the lateral incisor tooth.

Mesogonimus (mes-o-gon'im-us). A genus of flukes. See *Paragonimus*

mesohyloma (mes-o-hi-lo'mah) [Gr *μέσος* middle + *ὕλη* matter + *-ωμα* tumor]. A tissue developed from the mesothelium

mesohypoblast (mes-o-hi'po-blast). Same as *mesentoderm.*

meso-ileum (mes-o-il'e-um). The mesentery of the ileum.

mesojejunum (mes"o-je-ju'num). The mesentery of the jejunum

mesolepidoma (mes"o-lep-id-o'mah) [Gr. *μέσος* middle + *λεπίς* scale + *-ωμα* tumor]. A tumor made up of tissue derived from the persistent embryonic mesothelium. **atypic m.**, carcinoma of a genito-urinary organ or of a serous membrane. **typic m.**, adenoma of a genito-urinary organ or of a serous membrane

mesolobus (mes-ol'o-bus) [Gr. *μέσος* middle + *λοβός* lobe]. The corpus callosum.

mesolymphocyte (mes-o-lim'fo-sīt) [Gr. *μέσος* middle + *lymphocyte*]. A medium-sized lymphocyte.

mesomere (mes'o-mēr) [Gr. *μέσος* middle + *μέρος* part]. 1. A mesoblastic somite or protovertebra. 2. A blastomere.

mesometritis (mes"o-met-ri'tis) [Gr. *μέσος* middle + *μήτρα* uterus + *-ιτις* inflammation] Inflammation of the middle or muscular layer of the uterus.

mesometrium (mes-o-me'tre-um) [Gr. *μέσος* middle + *μήτρα* uterus]. 1. The middle layer of the uterus; the myometrium. 2. [B N A] The broad ligaments.

mesomorph (mes'o-morf) [Gr *μέσος* middle + *μόρφη* form]. A person of medium stature with broad and bulky limbs and features. Cf. *hypermorph*.

mesomula (mes-om'u-lah) [Gr. *μέσος* middle + *σῶμα* body]. An early stage of the embryo, when it consists of an epithelial mesoderm and entoderm inclosing a mass of mesenchyma.

meson (mes'on) [Gr. *μέσος* middle]. Same as *mesion*.

mesonasal (mes-o-na'zal). Situated in the middle of the nose.

mesonephric (mes-o-nef'rik). Pertaining to the mesonephron.

mesonephron, mesonephros (mes-o-nef'ron, mes-o-nef'ros) [Gr *μέσος* middle + *νεφρός* kidney]. The wolffian body. See under *body*.

mesoneuritis (mes"o-nu-ri'tis) [Gr. *μέσος* middle + *νεῦρον* nerve]. 1. Inflammation of the substance of a nerve. 2. Inflammation of the lymphatics of a nerve. **nodular m.**, inflammatory hyperplasia of the connective tissue of a nerve, resulting in nodular thickenings upon its surface.

meso-omentum (mes"o-o-men'tum). The fold by which the omentum is attached to the abdominal wall.

meso-ontomorph (mes-o-on'to-morf) [Gr. *μέσος* middle + *ὤν* being + *μόρφη* shape]. A person of stocky build having a tendency toward hypothyroidism.

mesopexy (mes'o-peks-e). The operation of taking a tuck in an elongated mesentery to shorten it.

mesopharynx (mes-o-far'inks). The oval portion of the pharynx.

mesophilic (mes-o-fil'ik) [Gr. *μέσος* middle, moderate + *φιλεῖν* to love]. Fond of moderate temperature said of bacteria which develop best at the temperature of the body—37° C. See also *psychrophilic* and *thermophilic*.

mesophryon (mes-of're-on) [Gr. *μέσος* middle + *ὀφρύς* eyebrow]. The glabella or its central point.

mesopneumon (mes-o-nu'mon) [Gr. *μέσος* middle + *πνεύμων* lung]. The fold of pleura which attaches the lung.

mesoporphyrin (mes-o-por'fir-in). A crystalline iron-free derivative from hematin obtained by a process of reduction.

mesoprosopic (mes-o-pros-o'pik) [Gr. *μέσος* middle + *πρόσωπον* face]. Having a face of moderate width.

mesopsychic (mes-o-si'kik). Pertaining to the middle period of mental development.

mesorachischisis (mes"o-rak-is'kis-is) [Gr. *μέσος* middle + *rachischisis*]. Partial rachischisis; partial fissure of the spinal cord.

mesorchial (mes-or'ke-al). Pertaining to the mesorchium.

mesorchium (mes-or'ke-um) [Gr. *μέσος* middle + *ὄρχις* testis]. The peritoneal fold which holds the fetal testicle in place.

mesorectum (mes-o-rek'tum) [Gr. *μέσος* middle + *rectum*]. [B N A] The mesentery of the rectum; the fold of peritoneum connecting the upper portion of the rectum with the sacrum.

mesoretina (mes-o-ret'in-ah) [Gr. *μέσος* middle + *retina*]. The middle layer of the retina.

mesorhine (mes'or-īn) [Gr. *μέσος* middle + *ῥίς* nose]. Having a nasal index between 47° and 51°.

mesoropter (mes-o-rop'ter) [Gr *μέσος* middle + *ὅρος* boundary + *ὀπτήρ* observer] The normal position of the eyes with their muscles at rest

mesosalpinx (mes-o-sal'pinks) [Gr. *μέσος* middle + *σάλπιγξ* tube]. [B N A] The peritoneal fold that suspends the oviduct.

mesoscapula (mes-o-skap'u-lah). The spine of the scapula.

mesoseme (mes'o-sēm) [Gr. *μέσος* middle + *σῆμα* sign]. Having an orbital index between 83° and 90°.

mesosigmoid (mes-o-sig'moid). The fold by which the sigmoid flexure is attached.

mesosigmoiditis (mes"o-sig-moi-dī'tis). Inflammation of the mesosigmoid.

mesosigmoidopexy (mes"o-sig-moi'do-pek-se) [*mesosigmoid* + Gr. *πῆξις* fixation] The operation of shortening or fixing the mesosigmoid in cases of prolapse of the rectum.

mesosoma (mes-o-so'mah) [Gr *μέσος* middle + *σῶμα* body]. Medium stature.

mesosomatous (mes-o-so'mat-us). Having medium stature.

mesostate (mes'o-stāt) [Gr. *μέσος* middle + *στᾶν* to stand] Any product of metabolism which represents an intermediate stage in the formation of another product.

mesosternum (mes-o-ster'num) [Gr. *μέσος* middle + *στέρνον* sternum]. The body of the sternum; the gladiolus.

mesosyphilis (mes-o-sif'il-is) Secondary syphilis.

mesosystolic (mes"o-sis-tol'ik) [Gr. *μέσος* middle + *συστολή* systole]. Pertaining to the middle of the systole.

mesotan (mes'o-tan). A dark yellowish fluid, the methyloxymethyl ester of salicylic acid, $C_6H_4(OH)CO_2(CH_2OCH_3)$. used locally, as a counter-irritant, in the treatment of gout and rheumatism; diluted with 1 to 4 parts of olive oil or cottonseed oil and painted over the affected part

mesotarsal (mes-o-tar'sal). Same as *midtarsal*.

mesotendon (mes-o-ten'don). The delicate connective tissue membrane attaching a tendon to its fibrous sheath.

mesotenon (mes-o-ten'on). Mesotendon.

mesothelial (mes-o-the'le-al). Pertaining to the mesothelium.

mesothelioma (mes"o-the-le-o'mah). A tumor developed from mesothelial tissue.

mesothelium (mes-o-the'le-um) [Gr. *μέσος* middle + *epithelium*]. That part of the mesoblast whence the serous cavities and muscles are developed. It is formed by the development of sacs from the archenteron, which become separated by constriction to form closed cavities (*somites*) between the epiblast and hypoblast.

mesothenar (mes-oth'en-ar) [Gr *μέσος* middle + *θέναρ* palm] The adductor pollicis muscle.

mesothorium (mes-o-tho're-um). A disintegration product of thorium, intermediate between thorium and radiothorium and isotopic with radium. It has radio-active properties and has been used in the treatment of cancer.

mesotropic (mes-o-trop'ik). Situated in the middle of a cavity, as the abdomen.

mesoturbinal, mesoturbinate (mes-o-ter'bin-al, mes-o-ter'bin-āt). The middle turbinal bone.

meso-uranic (mes"o-u-ran'ik) [Gr. *μέσος* middle + *οὐρανός* palate]. Having a palate index between 110° and 115°.

mesovarium (mes-o-va're-um). [B N A] The peritoneal fold which holds the ovary in place.

mesoxalyl urea. See *alloxan*.

mesurol (mes'u-rol). A 20 per cent. emulsion in olive oil of the basic bismuth salt of the monomethyl ether of dihydroxybenzoic acid. It is used in the treatment of syphilis in 1 c c. doses.

meta- [Gr. *μετά* beyond, over]. A prefix indicating—(1) Change, transformation, or exchange; (2) after or next; (3) the 1.3 position in derivatives of benzene.

meta-amidophenylparamethoxychinolin. An antiperiodic and antipyretic agent. Dose, 4–8 gr. (0.2–0.5 gm.).

meta-arthritic (met-ah-ar-thrit'ik). Occurring as a consequence or result of arthritis.

metabasis (met-ab'as-is) [Gr. *μετά* beyond + *βαίνειν* to go]. 1. A change from one disease to another. 2. Metastasis, or a change in the seat of a disease.

metabiosis (met"ah-bi-o'sis) [Gr. *μετά* with + *βίωσις* way of life]. The dependence of one organism upon another for its existence.

metabolic (met-ah-bol'ik). Pertaining to or of the nature of a metabolism

metabolimeter (met-ah-bo-lim'et-er) [*metabolism* + Gr *μέτρον* measure]. An apparatus for measuring basal metabolism.

metabolimetry (met-ah-bo-lim'et-re). The measurement of basal metabolism

metabolin (met-ab'o-lin). Any product of metabolism.

metabolism (met-ab'o-lizm) [Gr. *μεταβολή* change]. Tissue change, the sum of all the physical and chemical processes by which living organized substance is produced and maintained (*substance metabolism* or anabolism), and also the transformation by which energy is made available for the uses of the organism (*energy metabolism, katabolic m.*, or catabolism). **basal m.**, the minimal heat produced by an individual measured from fourteen to eighteen hours after eating and when the individual is at rest, but not asleep It represents the energy expended to maintain respiration, circulation, peristalsis, muscle tonus, body temperature, glandular activity, and the other vegetative functions. The measurement of basal metabolism is made by means of a calorimeter, and is expressed in calories per hour per square meter of body surface Called also *basal metabolic rate* **constructive m.**, anabolism; the change of matter from a lower to a higher state of organization; especially conversion of matter into protopalsm. **destructive m.**, catabolism, the conversion of matter, especially protoplasm, into a lower state of organization, and ultimately into waste-products. **energy m.** See *metabolism*. **substance m.** See *metabolism*

metabolite (met-ab'o-lit). Any substance produced by metabolism.

metabolizable (met-ab'o-li-zab-l). Capable of being transformed by metabolism.

metabolodispersion (met-ab"ol-o-dis-per'zhun). The degree of dispersion of the colloids of the body. **m. shock.** See under *shock*.

metabology (met-ab-ol'o-je). The study of metabolism and metabolic processes.

metabolon (met-ab'o-lon). A form of matter having only a temporary existence, formed by the disintegration of radio-active substances.

metabolor (met-a-bo'lor) An instrument for measuring the basal metabolic rate.

metacarpal (met-ah-kar'pal). Pertaining to the metacarpus.

metacarpophalangeal (met-ah-kar"po-fal-an'je-al). Pertaining to the metacarpus and phalanges

metacarpus (met-ah-kar'pus) [Gr. *μετά* after + *καρπός* wrist]. The group of five cylindric bones extending from the carpus to the fingers; also that part of the hand in which these bones are placed.

metacasein (met-ah-ka'se-in). An intermediate product formed in the conversion of caseinogen into casein by the action of pancreatic juice.

metacele, metacœle (met'ah-sēl, met-ah-se'le) [Gr. *μετά* beyond + *κοιλία* hollow]. That space which, with the epicœle, makes up the fourth ventricle of the brain.

metacetin (met-as'et-in). Para-acetanisidin: an antiseptic and antipyretic.

metacetone (met-as'et-ōn). Diethylketone, $CO(C_2H_5)_2$

metachemic, metachemical (met"ah-kem'ik, met"ah-kem'ik-al). Beyond the bounds of chemistry.

metachloral (met-ah-klo'ral). Insoluble chloral, a strong antiseptic used externally and in suppositories.

metachromasia, metachromatism (met"ah-kro-ma'ze-ah, met-ah-kro'mat-izm) [Gr *μετά* change + *χρῶμα* color]. 1. Staining in which the same stain colors different tissues in different tints. 2. The change of color produced by staining.

metachromatic bodies (met-ah-kro-mat'ik). See under *body*.

metachromatin (met-ah-kro'mat-in). The basophil element in chromatin.

metachromic (met-ah-kro'mik). Staining in a tint different from that of the stain employed.

metachromisin (met-ah-kro'mis-in) [Gr. *μετά* beyond + *χρῶμα* color] The condition in which a stain colors the various elements of the same tissue differently.

metachromophil, metachromophile (met-ah-kro'mo-fil, -fīl) [Gr. *μετά* beyond + *χρῶμα* color + *φιλεῖν* to love]. Staining in an abnormal manner with a given stain.

metachrosis (met-ak-ro'sis) [Gr *μετά* over + *χρῶσις* coloring]. Change of color.

metachysis (met-ak'is-is) [Gr. *μετά* beyond + *χύσις* effusion]. The transfusion of blood.

metacinesis (met"ah-sin-e'sis) [Gr *μετά* beyond + *κίνησις* motion] The separation of daughter-stars from each other.

metacœloma (met"ah-se-lo'mah). That part of the embryonic cœlom which develops into the pleuroperitoneal cavity

metacone (met'ak-ōn) [Gr. *μετά* behind + *κῶνος* cone]. The distobuccal cusp of an upper molar tooth.

metaconid (met-ak-on'id). The mesiolingual cusp of a lower molar tooth.

metaconule (met-ak-on'ūl). The distal intermediate cusp of an upper molar tooth.

metacresalol (met-ah-kre'sal-ol). See under *cresalol*.

metacresol (met-ah-kre'sol). One of the three isomeric forms of cresol, and the most strongly antiseptic of the group **m. oxalate,** kresosteril.

metacresol-anitol (met"ah-kres-ol-an'it-ol). An insoluble compound of metacresol (40 per cent.) and anitin (60 per cent) an effective bactericide.

metacresol-cinnamic acid ester. A crystalline agent: recommended for use in tuberculosis.

metadromic progression (met-ad-ro'mik). See under *progression*.

metagaster (met-ah-gas'ter) [Gr. *μετά* after + *γαστήρ* belly]. The permanent intestinal canal of the embryo.

metagastrula (met-ah-gas'tru-lah) [Gr. *μετά* beyond + *gastrula*] A gastrula with a cleavage differing from that of the standard type.

metagelatin (met-ah-jel'at-in). A substance produced by treating gelatin with oxalic acid.

metagen (met'aj-en). A proprietary preparation of vitamins A, B, and C.

metagenesis (met-ah-jen'es-is) [Gr. *μετά* after + *genesis*]. Alternation of generation.

metagglutinin (met-ag-lu'tin-in). An agglutinin present in an agglutinative serum which acts on organisms that are closely related to the specific

antigen and in a lower dilution. Called also *partial agglutinin* and *minor agglutinin*.

metaglobulin (met-ah-glob'u-lin). A fibrogenous substance occurring in cell-protoplasm; fibrinogen.

Metagon'imus yokogaw'ai. An intestinal nematode found in man and in mammals in Japan. It resembles Heterophyes

metagrippal (met-ah-grip'al). Occurring as an after-result of influenza.

meta-icteric (met"ah-ik-ter'ik). Occurring after jaundice.

meta-infective (met-ah-in-fek'tiv). Occurring after an infection; a term applied to a febrile state occurring during convalescence from an infectious disease.

meta-iodo-ortho-oxyquinolin-sulphonic acid. $(CH)_3N(OH).C_6HI.SO_2OH$. Same as *loretin*.

metakinesis (met"ah-kin-e'sis). 1. Same as *metacinesis*. 2. Lloyd Morgan's term for the hypothetical property possessed by all types of life of being endowed with something which is not consciousness, but which has the potentiality of developing into consciousness. 3 Metaphase

metal (met'al) [L. *metal'lum;* Gr. *μέταλλον*]. Any element marked by luster, malleability, ductility, and conductivity of electricity and heat. **alkali m.**, any one of the sodium group of basylous elements **colloidal m.**, a colloidal solution of a metal See *electrosol*. **d'Arcet's m.**, an alloy of lead, bismuth, and tin: used in dentistry. **Wood's m.**, a metal used in making casts of blood-vessels bismuth, 50 per cent , lead, 25 per cent , tin, 12 5 per cent ; cadmium, 12.5 per cent.

metalbumin (met-al-bu'min) [*meta-* + *albumin*]. Same as *pseudomucin*.

metaldehyd (met-al'de-hid) A crystalline body, a polymer of acetaldehyd, $(CH_3.CHO)_4$. antiseptic. Dose, 2–8 gr (0 133–0 533 gm).

metallesthesia (met-al-es-the'ze-ah) [*metal* + Gr. *αἴσθησις* sensation]. The recognition of metals by the sense of touch.

metallic (met-al'ik). Pertaining to or made of metal

metallocyanid (met-al-o-si'an-id). A compound of cyanogen with a metal.

metalloid (met'al-oid) [Gr. *μέταλλον* metal + *εἶδος* form] 1. Any non-metallic element 2. Any metallic element that has not all the characters of a typical metal. 3 Resembling a metal.

metallophobia (met-al-o-fo'be-ah) [Gr. *μέταλλον* metal + *φόβος* fear]. Insane fear of metals and metal objects.

metalloplastic (met"al-o-plas'tik). Pertaining to the plastic use of metals.

metalloscopy (met-al-os'ko-pe) [Gr. *μέταλλον* metal + *σκοπεῖν* to view]. Observation of the effects of applying metal to the body.

metallotherapy (met"al-o-ther'ap-e) [Gr. *μέταλλον* metal + *θεραπεύειν* to heal] The treatment of disease by applying metals to the integument.

metallurgy (met-al-ur'je) [L. *metallum* + Gr. *ἔργον* work]. The science and art of using metals.

metal-sol. A colloidal solution of a metal. Such solutions have properties similar to those of enzymes, and are therefore sometimes called *inorganic enzymes*.

metamere (met'am-ēr) [Gr. *μετά* across + *μέρος* part]. A primitive segment or protovertebra.

metameric (met-ah-mer'ik). Characterized by metamerism.

metamerid (met-am'er-id). Any metameric substance.

metamerism (met-am'er-izm). 1. Isomerism in which the component elements are identical, while the structural arrangement is not the same. 2. Arrangement in metameres or segments.

metamorphopsia (met"ah-mor-fop'se-ah)[Gr. *μετά* across + *μορφή* form + *ὄψις* sight]. A state of the eye in which objects looked at seem to be distorted. **m. va'rians,** metamorphopsia in which the distorted outline of the object looked at seems to change.

metamorphosis (met-ah-mor'fo-sis) [Gr. *μετά* across + *μορφή* form]. Change of shape or structure; particularly a transition from one developmental stage to another, as in insects. **fatty m.**, fatty degeneration. See *degeneration*. **ovulational m.**, the developmental changes which occur during ovulation. **retrogressive m., retrograde m.**, a degeneration. more often a retrograde metabolic change. **revisionary m.** See *cataplasia*. **viscous m.**, the massing of blood-plaques in thrombosis.

metamorphotic (met-ah-mor-fot'ik). Pertaining to or characterized by metamorphosis.

metamyelocyte (met"ah-mi'el o-sīt) [Gr. *μετά* beyond + *myelocyte*] A transitional form of myelocyte intermediate between the myelocyte and the granular leukocyte.

metanephron, metanephros (met-ah-nef'ron, met-ah-nef'ros) [Gr. *μετά* after + *νεφρός* kidney]. The permanent embryonic kidney, which develops after and behind the mesonephros, from the mesonephric duct and nephrogenic cord.

metaneutrophil (met-ah-nu'tro-fil) [Gr. *μετά* beyond + *neutrophil*]. Staining abnormally with neutral stains.

metanilin yellow (extra) (met-an'il-in). A dye, metasulphobenzeneazodiphenylamin. It is used as an indicator and has a PH range of 1.2 to 2.3, being red at 1.2 and yellow at 2 3.

metanucleus (met-ah-nu'kle-us) [*meta-* + *nucleus*]. The egg-nucleus after its extrusion from the germinal vesicle.

metapeptone (met-ah-pep'tōn) [*meta-* + *peptone*]. A digestive product between dyspeptone and parapeptone.

metaphase (met'af-āz) [Gr. *μετά* after + *phase*]. The middle stage of mitosis during which the lengthwise splitting of the chromosomes in the equatorial plate occurs. See *mitosis*.

metaphen (met'af-en). A heavy brownish-yellow powder, 4-nitro-3, 5-bisacetoxy-mercuri-2-cresol, $(CH_3COOHg)_2C_6H(NO_3)(OH)CH_3$, which contains about 60 per cent. of mercury. It is insoluble in water, but soluble in dilute aqueous solution of sodium hydroxid. It is used as a germicide in a dilution of 1 1000 in gonorrhea, eye infections, skin sterilization, and sterilization of instruments.

metaphosphoric acid (met"ah-fos-for'ik). See under *acid*.

metaphrenia (met-ah-fre'ne-ah) [Gr *μετά* between *φρήν* mind]. A wide-spread neurotic phenomenon commonly called civilization.

metaphrenon (met-af-re'non) [Gr. *μετά* beyond + *φρήν* diaphragm]. The space or area between the shoulders

metaphyseal (met-ah-fiz'e-al). Pertaining to a metaphysis.

metaphysis (met-af'is-is) [Gr. *μετά* after + *φύσις* nature]. 1. The end of the diaphysis of a long bone where it joins the epiphysis. Cf. *diaphysis* and *epiphysis*. 2. Metamorphosis.

metaplasia (met-ah-pla'ze-ah) [Gr. *μετά* after + *πλάσσειν* to form]. The change of one kind of tissue into another; also the production of tissue by cells which normally produce tissue of another sort.

metaplasis (met-ap'las-is). The stage in which the organism has attained completed growth.

metaplasm (met'ah-plazm) [Gr. *μετά* after + *πλάσμα* something formed]. Same as *deutoplasm*.

metaplastic (met-ah-plas'tik). Formed by or of the nature of metaplasm.

metaplex (met'ap-lex). Metaplexus.

metaplexus (met-ah-pleks'us). The choroid plexus of the fourth ventricle.

metapneumonic (met"ah-nu-mon'ik) [Gr. *μετά* after + *pneumonia*]. Succeeding or following pneumonia.

metapodalia (met-ah-po-da'le-ah) [Gr. *μετά* behind + *πούς* foot]. A collective term for the bones of the metacarpus and metatarsus.

metapophysis (met-ah-pof'is-is) [Gr. *μετά* after + *apophysis*]. The mammillary process on the superior articular or prearticular processes of certain vertebræ.

metapore (met'ah-pōr). The foramen of Magendie.

metaprotein (met-ah-pro'te-in). A product of the action of an acid or alkali on a protein, resulting in a compound soluble in very weak acids and alkalis, but insoluble in neutral fluids.

metapsyche (met-ah-si'ke) [Gr. *μετά* after + *ψυχή* soul] The metencephalon.

metapsychics (met-ah-si'kiks) [Gr. *μετά* across + *ψυχή* mind] The science which deals with psychic phenomena that are beyond the realm of consciousness.

metaptosis (met-ah-to'sis) [Gr. *μετά* beyond + *πτῶσις* falling] Metastasis

metapyretic (met"ah-pi-ret'ik) [Gr. *μετά* after + *πυρετός* fever]. Performed or occurring after the advent (otherwise after the decline) of septic fever.

metargon (met-ar'gon). A name given to a gaseous element which exists in a very small proportion in the atmosphere. Not now used

metasol (met'as-ol). A proprietary solution (1 and 2 per cent.) of metacresol-anitol· used as a germicide and disinfectant.

metasomatome (met-as-o'mat-ōm). One of the constrictions between successive protovertebræ.

metastable (met'ah-sta-bl). Not entirely stable; changing from one condition to another under the proper stimulus.

metastasis (met-as'tas-is) [Gr. *μετά* after + *στάσις* stand]. The transfer of disease from one organ or part to another not directly connected with it. **calcareous m.**, the formation of bone salts in the kidneys in softening of bone. **crossed m.**, passage of material from the venous to the arterial circulation without going through the lungs. **direct m.**, metastasis in the direction of the blood or lymph-stream. **implantation m.**, metastasis along a free surface. **paradoxic m., retrograde m.**, metastasis taking place in a direction opposite to that of the blood-stream. **transplantation m.**, metastasis from one tissue to another.

metastasize (met-as'tas-īz). To form new foci of disease in a distant part by metastasis.

metastatic (met-ah-stat'ik). Pertaining to or of the nature of metastasis.

metasternum (met-ah-ster'num) [Gr. *μετά* after + *στέρνον* sternum]. The ensiform cartilage.

Metastrongylus (met-ah-stron'gil-us). A genus of nematodes of the family Strongylidæ. *M. a'pri*, a species found in the lungs of hogs and occasionally in man.

metasynapsis (met"ah-sin-ap'sis). End-to-end union of the chromosomes in synapsis.

metasyncrisis (met-ah-sin'kris-is). The elimination of waste or morbid matter, as by the pores.

metasyndesis (met"ah-sin-de'sis) Same as *metasynapsis*.

metasyphilis (met-ah-sif'il-is) [Gr. *μετά* after + *syphilis*]. Congenital syphilis with general degeneration and with no appreciable local lesions.

metasyphilitic (met"ah-sif-il-it'ik). 1. Following or resulting from syphilis. 2. Pertaining to hereditary syphilis.

metatarsalgia (met"ah-tar-sal'je-ah) [Gr. *μετά* after + *ταρσός* tarsus + *ἄλγος* pain]. Pain in the metatarsus.

metatarsophalangeal (met-ah-tar"so-fal-an'je-al). Pertaining to the metatarsus and phalanges.

metatarsus (met-ah-tar'sus) [Gr. *μετά* beyond + *ταρσός* tarsus]. The part of the foot between the tarsus and the toes.

metatela (met-ah-tel'ah). The tela choroidea of the fourth ventricle.

metathalamus (met-ah-thal'am-us). [B N A] The posterior portion of the thalamus, comprising the internal and external geniculate bodies.

metathesis (met-ath'es-is) [Gr. *μετά* beyond + *θέσις* placement]. 1. The artificial transfer of a morbid process 2. A chemical reaction in which an element or radical in one compound exchanges places with another element or radical in another compound

metathrombin (met-ah-throm'bin) [Gr. *μετά* change + *thrombin*] A hypothetical substance into which thrombin changes on standing, and which may be again activated into thrombin by the action of alkalies or acids.

metatroph (met'at-rōf). A saprophyte.

metatrophia, metatrophy (met-at-ro'fe-ah, met-at'ro-fe). Atrophy from malnutrition.

metatrophic (met-at-rof'ik) [Gr. *μετά* beyond + *τροφή* nutrition]. Utilizing organic matter for food

metatypic (met-ah-tip'ik). Composed of the elements of the tissue on which it develops, but having those elements arranged in an atypic manner said of tumors.

metavanadate (met-ah-van'ad-āt) Any salt of metavanadic acid **sodium m.**, a highly poisonous salt. In doses of $\frac{1}{200}$-$\frac{1}{100}$ gr it stimulates nutrition and improves various cachectic states.

metaxeny (met-ak'sen-e) Metoxeny.

Metazoa (met-ah-zo'ah) [Gr *μετά* beyond + *ζῷον* animal]. That division of the animal kingdom the members of which are characterized by segmentation of the ovum. It includes all animals except the protozoa.

metazonal (met-ah-zo'nal). Situated after or below a sclerozone.

Metchnikof. See *Metschnikoff*.

metecious, metœcious (met-e'shus) [Gr. *μετά* beyond + *οἶκος* house] Heterecious.

meteloidin (met-el-oi'din) An alkaloid, $C_{13}H_{21}O_4N$, from *Datura meteloides*

metencephal (met-en'sef-al). The metencephalon.

metencephalic (met-en-sef-al'ik). Pertaining to the metencephalon.

metencephalon (met-en-sef'al-on) [Gr. *μετά* after + *ἐγκέφαλος* brain] 1. [B N A] The hindbrain: that part of the embryonic brain whence the pons and the cerebellum are developed. It is the anterior part of the rhombencephalon or posterior cerebral vesicle. 2. The cerebellum.

metencephalospinal (met-en-sef"al-o-spi'nal). Pertaining to the metencephalon (cerebellum) and the spinal cord.

meteorism (me'te-or-izm) [Gr. *μετεωρίζειν* to raise up]. Tympanites; gas in the abdomen or intestine.

meteorology (me-te-or-ol'o-je) [Gr. *μετέωρος* high in the air + *λόγος* treatise]. The science of the atmosphere and its phenomena.

metepencephalon (met"ep-en-sef'al-on) [Gr. *μετά* after + *ἐπί* upon + *ἐγκέφαλος* brain]. Same as *myelencephalon*

meter (me'ter) [Gr. *μέτρον* measure; Fr. *mètre*]. A measure of length. 39.371 inches. **m.-angle**, the angle of visual axes when viewing a point one meter distant.

metergasis (met-er-ga'sis) [Gr. *μετά* change + *ἔργον* work]. Change of function.

methacetin (meth-as'et-in). $C_6H_4OCH_3.NH.CH_3CO$, in colorless or reddish, tasteless, scaly crystals, sparingly soluble in water, easily soluble in alcohol. It is used chiefly in children's diseases. Dose, ½–8 gr. (0.03–0.5 gm.).

methaform (meth'af-orm). A proprietary preparation identical with chloretone. See *chloretone.*

methal (meth'al). Myristic alcohol, a compound existing in spermaceti, but not yet isolated.

methanal (meth'an-al). Same as *formaldehyd.*

methane (meth'ān). Marsh-gas, CH_4, a colorless, odorless, inflammable gas, produced by the decomposition of organic matter.

methanol (meth'an-ol). Methyl alcohol.

methanolysis (meth-an-ol'is-is). Alcoholysis of methyl alcohol.

Methanomonas (meth-an-om'o-nas) A genus of bacterial organisms capable of growing in the absence of organic matter. They obtain their energy for growth from the oxidation of methane to carbon dioxid and water.

methemoglobin, metahemoglobin (met"hem-o-glo'bin, met"ah-hem"o-glo'bin). 1. A modified form of oxyhemoglobin found in the blood after large doses of acetanilid It has the same composition as oxyhemoglobin, but it is chocolate-brown in color and oxygen is so firmly held that it cannot be pumped off in a vacuum nor does it function in respiration It may be formed from oxyhemoglobin by treating the latter with potassium chlorate, sodium citrate, and other oxidizing agents 2 A therapeutic product of the oxidation of hemoglobin.

methemoglobinemia (met"hem-o-glo-bin-e'me-ah) [*methemoglobin* + Gr. *αἷμα* blood]. The presence of methemoglobin in the blood

methemoglobinuria (met"hem-o-glo-bin-u're-ah) [*methemoglobin* + Gr *οὖρον* urine]. The occurrence of methemoglobin in the urine.

methenamin (meth-ēn-am'in). The U. S. P. name for *urotropin.*

methene (meth'ēn). Same as *methylene.*

methenyl (meth'en-il). Same as *formyl.*

methethyl (meth-eth'il). A local anesthetic mixture of methyl and ethyl chlorids and chloroform.

method (meth'ud) [Gr. *μέθοδος*]. The manner of performing any act or operation. For various methods of treatment, see *treatment;* for methods of staining, see under *stains, table of;* for methods of making qualitative tests, see under *tests* **Abbott's m.**, treatment of scoliosis by lateral pulling and counterpulling on the spinal column by means of wide bandages and pads until the deformity is overcorrected, and then applying a plaster jacket to produce pressure, counterpressure, and fixation of the spine in its corrected position. **A. B. C. (alum, blood, clay) m.**, a method of deodorizing and precipitating sludge by the addition of alum, charcoal (or some other material), and clay to the raw sewage. **absorption m.**, the separate addition to agglutinative sera of the various bacteria in the group to remove separately the partial agglutinins. **aceto-acetic acid, m. for.** See *diacetic acid, m's for,* under *method.* **acetone, m. for.** See *Folin's m.* (1), *Folin and Hart's m., Messenger and Huppert's m., Shaffer and Marriott's m., Scott and Wilson's m.,* under *method.* **Achard-Castaigne m.**, the methylene-blue test. **acid hematin m.** (*for hemoglobin*): Dilute the blood in N/10 HCl and compare the color with a standard hematin solution or glass standards **adrenalin, m. for.** See *Folin, Cannon, and Denis's m.,* under *method.* **m. of agglutination.** See *absorption m., Bass-Watkins's test, Bordon's m., Dreyer's m., Ficker's m.,* and *Kolle and Pfeiffer's m.* **albumen in urine, m. for.** See *Esbach's m., Folin's m., Folin and Denis's m., Folin's gravimetric m., Kwilecki's m., life insurance m., Scherer's m.,* and *turbidity m.,* under *method.* **alkali reserve, m. for.** See *Fridericia's m., Marriott's m., van Slyke and Cullen's m.,* and *van Slyke and Fitt's m.* **allantoin, m. for.** See *Folin's m.* (9), *Plummer and Skelton's m., Wiechowski's m.,* under *method.* **amino-acid nitrogen, m. for.** See *nitrogen, m. for,* under *method.* **ammonia nitrogen, m. for.** See *nitrogen, ammonia, m's for,* under *method.* **Amoss and Wollstein's m.**, for the rapid production of antimeningococcus serum by the intravenous injection alternately of living germs and autolysed products of them. **anaërobic m.** See *Buchner's m., Esbach's m., Hauser's m., Liborious's m., McIntosh and Fildes's m., Roux's m., Wright's m.* **m. for (testing) antiseptics.** See *garnet m., Rideal-Walker m., thread m* **m. for (producing) antisera.** See *Amoss and Wollstein's m., Flexner and Amoss's m., Flexner and Jobling's m., Kraus and Doerr's m., Kruse and Shiga's m.* **Arnold and Gunning's m.** (*for total nitrogen*): A modified form of the Kjeldahl process for urine **Aronson's m.**, volatilizing formaldehyd gas from the solid polymer, trioxymethylene, by heat. **Askenstedt's m.** (Parker's modification) (*for indican*) Precipitate the urine with solid mercuric chlorid; oxidize the indican to indigo with Obermeyer's reagent; shake out with chloroform and compare the blue color with a standard solution of indigo. **Austin and van Slyke's m.** (*for chlorids in whole blood*): Lake the blood with distilled water, precipitate the proteins with picric acid, and then proceed as in McLean and van Slyke's method for chlorids in oxalated plasma. **Autenrieth and Funk's m.** (*for cholesterol*): Boil the blood or serum to saponify the fats Extract with chloroform and evaporate the chloroform. Make a Liebermann-Burchard's test on the residue and compare it with a standard solution of cholesterol. **autoclave m.** See *Clark-Collip m.* **Baccelli's m.** 1. Treatment of tetanus by injections of carbolic acid 2. Treatment of aneurysm by introduction of a watch-spring into the sac by means of a trocar. **Baer's m.**, prevention of the reforming of adhesions by the injection of sterilized oil into an ankylosed joint. **Bang's m.** 1. (Ivar Bang) Estimation of the quantities of the sugar, albumin, urea, etc, in the blood by examination of a few drops only collected on blotting-paper. 2. (*for glucose*) To an excess of the boiling reagent (an alkaline solution of copper thiocyanate) add the urine and titrate the excess of copper thiocyanate with hydroxylamin sulphate. 3 (B L. F. Bang) Prevention of the spread of bovine tuberculosis by isolation of the affected cows, and by removal of the calves of affected cows as soon as they are born and feeding them with milk of healthy cows. **Bang's micro-m.** (*for glucose*): Boil the urine with an excess of the reagent ($KHCO_3$, 160 gm, K_2CO_3, 100 gm.; KCl, 66 gm.; $CuSO_4.5H_2O$, 4.4 gm.; and water to 1 liter) and titrate excess of CuCl with a solution of iodin, using starch as an indicator. **Barber's m.**, a method for the direct isolation of a single microorganism. The organism is drawn into a mechanically operated pipet while under observation in the field of microscope. **Baréty's m.**, an extension method for treating hip disease and fracture of the thigh. **Bastianelli's m.**, sterilization of the skin of the patient previous to operation with a 1 · 1000 benzin solution of iodin, followed by a 50 per cent. tincture of iodin. **Behring's m.**, a method producing active immunity in the patient by the injection of mixtures of diphtheria toxin and antitoxin that are almost neutral, and, therefore, no toxic effect. **Bence-Jones protein, m. for.** See *Folin and Denis's m.* **Benedict's m.** 1. (*for glucose*). Titrate the sugar in the urine with the following reagent: $CuSO_4$ (crystals), 18 gm.; Na_2CO_3 (crystals), 200 gm.; sodium citrate, 200 gm, potassium thiocyanate, 125 gm; potassium ferrocyanid, 5 per cent. solution, 5 c.c.; water to make 1 liter. 2. (*for total sulphur*): Add the reagent (crystallized copper nitrate, 200 gm.; sodium

chlorate, 50 gm.; water to make 1 liter) to the urine and evaporate to dryness, ignite, take up in dilute hydrochloric acid, precipitate with $BaCl_2$, filter, dry, and weigh. 3. (*for urea*): The urea is hydrolysed to ammonium carbonate by heating with $KHSO_4$ and $ZnSO_4$, made alkaline, distilled into standard sulphuric acid, and the excess acid titrated. 4. (*for uric acid in blood*): The same as *Benedict and Franke's m. for uric acid in urine.* **Benedict and Denis's m.** (*for total sulphur*): Mix the urine with the reagent [$Cu(NO_3)_2$, 25 gm.; NaCl, 25 gm.; NH_4NO_3, 10 gm ; and water 100 c.c.] and evaporate to dryness, ignite, dissolve in 10 per cent. hydrochloric acid, and test for inorganic sulphates by Folin's method (6) q v. **Benedict and Franke's m.** (*for uric acid in urine*): To the diluted urine is added sodium cyanid and the arseno-phosphotungstic acid reagent. The blue color produced is compared with a standard uric acid solution. **Benedict and Hitchcock's m.** (*for uric acid*). Precipitate the uric acid with an ammoniacal silver-magnesium solution (3 per cent. silver lactate solution, 70 c.c.; magnesia mixture, 30 c.c.; concentrated ammonium hydroxid, 100 c.c.). Dissolve the precipitate with potassium cyanid, add the uric acid reagent (boil 100 gm. of sodium tungstate and 80 c.c. of 85 per cent. phosphoric acid in 750 c c. of water for two hours and make up to 1 liter) and sodium carbonate solution. Compare in colorimeter with a known uric acid standard. **Benedict and Leche's m.** (*for inorganic phosphate in blood*): The method is the same as that of Fiske and Subbarow except that the reducing agent is a hydroquinone-sulphite mixture instead of amino-naphthol-sulphonic acid. **Benedict and Murlin's m.** (*for amino-acid nitrogen by formol titration*): Add phosphotungstic acid to the urine to precipitate ammonia and other basic substances, neutralize to litmus, add formalin, and titrate with N/10 sodium hydroxid. **Benedict and Osterberg's m.** (*for sugar in normal urine*): Treat the urine with picric acid, sodium carbonate, and acetone. Compare the red color produced with a standard solution of sugar. **Benedict and Theis's m.** 1 (*for lipoid phosphorus*): Oxidize the lipoid phosphorus to phosphoric acid with a mixture of concentrated nitric and sulphuric acids and then proceed as with inorganic phosphates. 2. (*for phenols in blood*): To 10 c c. of blood filtrate add 1 c.c. of 1 per cent. gum acacia solution, 1 c.c. of 50 per cent. sodium acetate solution, 1 c.c. of the diazotized nitroanilin reagent, mix, and after one minute add 2 c.c. of a 20 per cent. sodium carbonate solution. Compare the orange color with a standard phenol solution containing 0.025 mg. of phenol in 10 c.c. **Berger's m.**, suture of transverse fracture of the patella. **Bergeim's m.** (*for indole in feces*): Make the feces alkaline and distil off phenols. Make distillate acid with H_2SO_4 and redistil to leave NH_3 in residue. To the second distillate add beta-naphtha-quinone sodium monosulphonate and alkali. Extract the blue color with chloroform and compare it with that of a standard solution of indole similarly treated. **Bergonié's m.**, reduction of fat by the use of general faradization. **Bertrand's m.** (*for glucose*): Boil the urine with alkaline copper sulphate solution, filter, dissolve the precipitate in an acid solution of ferric sulphate, and titrate with potassium permanganate. **Besredka's m.**, vaccination with living microorganisms. See *sensitized vaccine*, under *vaccine.* **beta-hydroxy-butyric acid, m. for.** See *Black's m , van Slyke and Palmer's m.*, under *method.* **Beuttner's m.**, removal of the adnexa uteri, but with preservation of a portion of the ovaries and transverse cuneiform excision of the fundus uteri. **bile pigments, m's for.** See *Meulengracht's m., Wallace and Diamond's m.* **Bivine's m.**, treatment of strychnin-poisoning by administration of chloral hydrate. **Black's m.** (*for beta-hydroxy-butyric acid*): Evaporate the urine to a small volume, acidify, add plaster of Paris to form a coarse meal, extract the beta-hydroxy-butyric acid with ether in a Soxhlet apparatus, evaporate to dryness, take up in water, and determine the amount by a polariscope. **Bloor's m.** (*for lipoid phosphorus*). See *Benedict and Theis's m.* **Bloor, Pelkan, and Allen's m.** (*for fatty acids and cholesterol*): Extract the lipoids by an alcohol-ether mixture, saponify, extract the cholesterol with chloroform and the soaps with hot alcohol. The cholesterol is then determined colorimetrically and the fatty acids nephelometrically. **Bock and Benedict's m.** (*for total nitrogen*): It is similar to Folin and Farmer's method, except that the ammonia is distilled instead of aerated over into the acid. **Bonnaire's m.**, induction of labor by digital dilatation of the cervix. **Bordon's m.** (*of agglutination*). Similar to Ficker's method, but the menstruum used is phenol 2.5 parts, glycerin 50 parts, and physiologic salt solution 450 parts. **Bouchon's m.**, treatment of wounds by the application of formaldehyd followed by irrigation with Javel solution. **Brandt's m.**, deep massage of the fallopian tubes for expression of the pus in pyosalpinx. **Brauer's m.**, production of artificial pneumothorax by the injection of nitrogen for the treatment of tuberculosis of the lung. **Brazilian m.**, treatment of aneurysms by continuous electric current. **Breslau's m.**, volatilizing formaldehyd from dilute (8 per cent) solutions to prevent polymerization. **Brunn's m.** See *Breslau's m.* **Buchner's m.**, a method for the anaerobic cultivation of bacteria in which an alkaline solution of pyrogallol is placed in the container and this removes the oxygen by absorption. **Bülav's m.**, treatment of purulent pleurisy by continuous drainage with a special apparatus **Byrd-Dew m.**, a method of starting artificial respiration in asphyxia of the newborn **calcium, m's for.** See *Clark and Collip's m., Corley and Denis's m , Lyman's m , McCrudden's m , and Shohl and Pedley's m.*, under *method* **carbon dioxid, m. for.** See *van Slyke and Cullen's m.* (1), under *method.* **Carrel's m.** 1. A method of end-to-end suture of blood-vessels. 2. See *Dakin-Carrel m.* 3. A method of determining when to make secondary closure of wounds. A loop of material is taken from the wound, spread on a slide, stained, and the number of bacteria counted. **casein, m. for.** Saturate the milk with magnesium sulphate, filter, wash, determine the nitrogen by the Kjeldahl method, and multiply the result by 6 37. See also *Hart's m.* **cathartic m.**, a method of treating psychoneuroses by enabling the patient, through properly directed questions, to bring to full consciousness the vague and unformed dread from which he has been suffering. **Cathelin's m.**, introduction of anesthetics into the epidural space through the sacrococcygeal ligament. **Chaput's m.**, treatment of osteomyelitis by scraping the cavity and inserting fat taken from the thigh or abdomen. **chlorids, m. for.** See *Austin and van Slyke's m , Dehn and Clark's m., McLean and van Slyke's m , Mohr's m., Volhard and Arnold's m., Volhard and Harvey's m., Whitehorn's m.*, under *method* **cholesterol, m's for.** See *Bloor's m , Pelkam and Allen's m , Myers and Wardell's m.* **Christiansen's m.** (*for Mett tubes*): Thin-walled glass tubes of 1 to 2 mm internal diameter are filled with egg-white, placed in water at 85° C , and allowed to stay until cool. **Ciaccio's m.**, treatment of tissue for the purpose of rendering visible the intracellular lipoids. They are fixed with acid chromate solution and stained with sudan III. **Ciniselli's m.**, galvanopuncture of aneurysms. **Clark-Collip m.** 1. (*for calcium in serum*): Dilute the serum and add ammonium oxalate. Wash the precipitate, dissolve with sulphuric acid, and titrate with potassium permanganate. 2. (*for urea in blood*): To 5 c.c. of blood filtrate add 1 c.c. of N HCl and heat in autoclave at 150° C. for ten minutes. Make alkaline, distil into acid, and titrate, using methyl red as indicator. **Claudius's m.**, sterilization of

catgut by placing in a 1 per cent. solution of iodin-potassium iodid solution for a week. **Clausen's m.** 1. (*for lactic acid in blood*): Remove the glucose by adding copper sulphate and calcium hydroxid, filter, and proceed with filtrate as in Clausen's method for lactic acid in urine. 2. (*for lactic acid in urine*): Extract the lactic acid from the urine with ether, convert it into acetaldehyd by treatment with sulphuric acid, add sodium bisulphite, and titrate with standard iodin solution. **cold iron m.** See *Percy cautery*, under *cautery*. **Cori's m.** (*for lactic acid in tissues*): Precipitate the protein with $HgCl_2$, remove the mercury from the filtrate with H_2S, and determine the lactic acid by Clausen's method. **Corley and Denis's m.** (*for calcium in tissues*): If there is only a small amount of organic material it may be removed by washing, aided by nitric acid. If there is much organic material add 5 volumes of 0.1 N sodium hydroxid and heat in autoclave at 180° C. for two hours. Precipitate as oxalate, dissolve in sulphuric acid, and titrate with potassium permanganate. **creatin, m. for.** See *Folin's m.* (4), *Folin, Benedict, and Myers' m.*, *Folin and Wu's m.* (1), and *Meyer's m.*, under *method*. **creatinin, m. for.** See *Folin's m.*, *Folin and Wu's m.*, and *Shaffer's m.*, under *method* **Credé's m.** 1. method of expressing the placenta by resting the hand on the fundus uteri and gently rubbing until the placenta is loosened, then expelling it by firmly squeezing the fundus 2 The placing of a drop of 2 per cent solution of silver nitrate in each eye of a newborn child for the prevention of ophthalmia neonatorum. **cubicle m.**, the treatment of patients with contagious disease by placing each patient in one of the cubicle-like compartments into which the ward is divided. **Dakin-Carrel m.**, treatment of wounds by irrigation with Dakin's fluid. See *Carrel treatment*, under *treatment* **Defer's m.**, treatment of hydrocele by evacuation and cauterization of the sac with silver nitrate **Degkwitz's m.**, the injection of the serum of patients convalescing from uncomplicated measles for the purpose of prophylaxis. **Dehn and Clark's m.** (*for chlorids*) Oxidize any interfering organic matter with sodium peroxid and then proceed with Volhard and Arnold's method **Delbastaille's m.**, injection of tumors with osmic acid. **Delore's m.**, manual osteoclasis for correcting genu valgum. **Demme's m.**, treatment of hydrocele by injection of iodin. **Denis's m.** (*for magnesium in serum*): Remove the calcium by the Clark-Collip method, precipitate as magnesium ammonium phosphate, dissolve the precipitate in 0.1 normal HCl, reduce it with amino-naphthol-sulphonic acid, and compare the blue color with a standard solution of ammonium magnesium phosphate in 0.1 per cent. HCl. **Denis and Leche's m.** (*for total sulphate*). Add acid and autoclave to decompose protein, then precipitate with barium chlorid, dry, and weigh. **Deventer's m.**, treatment of pelvic presentation in labor by developing the shoulders without previously freeing the arms **diacetic acid, m's for.** See *Folin and Hart's m*, *Scott and Wilson's m.*, *van Slyke and Palmer's m.*, under *method*. **direct m.**, in ophthalmoscopy, that in which the ophthalmoscope is held close to the eye examined and an erect virtual image is obtained of the fundus. **direct aëration m.** (*for urea in blood*). See *Myer's m.*, under *method*. **Dreyer's m.** (*of agglutination*): He uses killed (formalized) stock suspensions of typhoid, paratyphoid, dysentery, and other intestinal organisms instead of twenty-four-hour live cultures. **Duncan's m.**, autotherapy. **Eggleston's m.**, administration of digitalis in large doses frequently repeated producing rapid digitalization. **Ellinger's m.** (*for indican*): Precipitate the urine with basic lead acetate and filter. To the filtrate add Obermayer's reagent. Shake out the indigo with chloroform, evaporate off the chloroform, and titrate the residue with potassium permanganate. **Epstein's m.** (*for glucose*): A modification of the Lewis and Benedict method, making it possible to make the test with very little blood. **Esbach's m.** 1. A method for the anaërobic cultivation of bacteria in which inoculated roll-tubes are set in cold water and then filled with melted gelatin. 2. (*for albumen in urine*): Precipitate the protein with picric acid, let precipitate settle in a graduated tube, and read the result. **ethereal sulphates, m's for.** See *sulphates, ethereal, m's for*. **Fichera's m.** See *Fichera treatment*, under *treatment*. **Ficker's m.** (*of agglutination*). Cultures of Bacterium typhosum killed with formaldehyd or phenol are agglutinated in test-tubes by adding some of the patient's serum. **Fiske's m.** (*for total fixed base*): Remove the phosphates with ferric chlorid, convert the fixed bases into sulphates by heating in H_2SO_4, ignite, take up in water, precipitate the sulphates as benzidin sulphate, and titrate with alkali **Fiske and Subbarow's m.** 1. (*for acid-soluble phosphorus in blood*): Destroy organic matter by heating with sulphuric and nitric acids, precipitate the phosphates as magnesium ammonium phosphate, and reduce the precipitate with amino-naphthol-sulphonic acid. Compare the blue color with a standard phosphate solution. 2. (*for inorganic phosphates*): The phosphates are precipitated as ammonium phosphomolybdate. This is then reduced by amino-naphthol-sulphonic acid and the blue color compared colorimetrically with a standard solution. **fixed base, m. for.** See *Fiske's m* **flash m.**, a method of pasteurizing milk whereby the milk is brought up to a temperature of 178° F. and chilled at once. Cf *holding m.* **Flexner and Amoss's m.**, the rapid production of antidysenteric serum by the intravenous injection of living cultures or toxin at intervals of seven days. **Flexner and Jobling's m.** (*for the preparation of antimeningococcus serum*). See under *serum*. **Folin's m.** 1. (*for acetone*): Aerate the acetone from the urine over into an alkaline hypoiodite solution of known strength. The acetone is thus changed to iodoform and the excess of iodin is titrated with a standard thiosulphate solution, using starch as an indicator. 2. (*for acetone*). Micromethod Aerate the acetone over into a solution of sodium bisulphite and then determine the amount by nephelometric comparison with a standard acetone solution using Scott and Wilson's reagent. 3 (*for amino-acids in blood*). Make 10 c.c. of protein-free blood filtrate slightly alkaline to phenolphthalein Add 2 c.c. of beta-naphtha-quinone solution and place in the dark. The next day add 2 c.c. of acetic acid-acetate solution and 2 c.c. of 4 per cent. thiosulphate solution. Dilute to 25 c.c. and compare the blue color with a standard amino-acid solution similarly treated 4. (*for amino-acid nitrogen in blood*): Treat the urine with permutit to remove the ammonia and then with beta-naphtha-quinone sulphonic acid. The red color is compared with a standard amino-acid solution. 5. (*for ammonia nitrogen*) Sodium carbonate is added to the urine to free the ammonia, which is aerated into standard acid and titrated. 6. (*for blood sugar*). To 2 c.c. of neutral protein-free blood filtrate add 2 c.c. of the Folin copper solution and heat in boiling water-bath ten minutes. Cool and add 2 c.c. of acid molybdate reagent. Dilute to 25-c.c. mark and compare the blue color with a standard glucose solution similarly treated. 7. (*for creatin*): Precipitate the proteins of the blood with picric acid and filter. To the filtrate add sodium hydroxid and compare color with a standard solution of creatin. 8 (*for creatin in urine*): Change creatin into creatinin by heating at 90° C. for three hours in the presence of N/3 HCl. Determine creatinin by picric acid and alkali and deduct the preformed creatinin. 9. (*for creatininin urine*): To the urine add picric acid and sodium hydroxid and compare the red color with a N/2 solution of potassium bichromate. 10. (*for ethereal sulphates*): Remove the inorganic sulphates with barium chlorid

and then the conjugated sulphates after hydrolysing with boiling dilute hydrochloric acid. 11. (*for inorganic sulphates*): Acidify the urine with hydrochloric acid, precipitate with barium chlorid, filter, dry, ignite, and weigh. 12. (*for protein in urine*): Add acetic acid and heat, wash, dry, and weigh the precipitate. 13. (*for total acidity*): Add potassium oxalate to the urine to precipitate the calcium which would otherwise precipitate at the neutral point, and titrate with N/10 sodium hydroxid, using phenolphthalein as an indicator. 14. (*for total sulphates*): Boil the urine for thirty minutes with dilute hydrochloric acid, precipitate with barium chlorid, filter, dry, ignite, and weigh. 15. (*for urea and allantoin*): Decompose the urea by heating with magnesium chlorid and hydrochloric acid, distil off the ammonia, and titrate. **Folin's gravimetric m.** (*for protein in urine*): Precipitate the protein by heat and acetic acid; centrifugalize, wash, dry, and weigh the precipitate. **Folin and Bell's m.** (*for ammonia in urine*). See *permutit m.* **Folin-Benedict and Myer's m.** (*for creatin in urine*): To 20 c.c. of urine add 20 c.c. of N/1 HCl and autoclave at 120° C. for one-half hour. Neutralize, add picric acid and alkali, and compare the color with a standard solution of potassium bichromate. **Folin and Berglund's m.** (*for sugar in normal urine*): Remove interfering substances by shaking the urine with Lloyd's alkaloidal reagent and then proceed as in the Folin-Wu method. **Folin, Cannon, and Denis's m.** (*for adrenalin*): Add Folin's uric acid phosphotungstic reagent and sodium carbonate to the unknown and estimate amount by comparison of blue color with a standard uric acid solution similarly treated. **Folin and Denis's m.** 1. (*for albumin*) Precipitate the albumin with sulphosalicylic acid and compare the turbidity with that of a standard protein solution. 2. (*for Bence-Jones protein*) Coagulate the Bence-Jones protein at 60° C., centrifugalize, wash precipitate with 50 per cent alcohol, dry, and weigh. 3. (*for nitrogen in urine*): Destroy the organic matter in the diluted urine with the phosphoric-sulphuric acid-copper sulphate mixture, add Nessler's reagent, and compare it with a standard ammonia solution. 4. (*for non-protein nitrogen*) It is much the same as Folin and Wu's method except that the proteins are removed with methyl alcohol and zinc chlorid. The alcohol is boiled off and the nitrogen changed into ammonia and nesslerized in the usual way. 5. (*for phenols*): Precipitate interfering substances by adding acid silver lactate solution and colloidal iron. To 20 c.c. of the filtrate add 5 c.c. of the phosphotungstic phosphomolybdic acid reagent and 15 c.c. of a saturated solution of sodium carbonate and compare the blue color, etc. 6. (*for urea*): The same as the method of Folin and Pettibone except that the urine is diluted twenty to one hundred times to prevent sugar from interfering with the test. 7. (*for uric acid in blood*): Remove the proteins by boiling acetic acid and then proceed with Benedict and Hitchcock's method. **Folin and Farmer's m.** (*for total nitrogen*): A modified microchemic Kjeldahl method for urine. Decompose the nitrogenous bodies with sulphuric acid as usual, add alkali, aerate the ammonia over into standard acid, nesslerize, and compare with a standard solution of ammonium sulphate. **Folin and Flander's m.** (*for hippuric acid*): 100 c.c. of the urine is evaporated to dryness with 10 c.c. of 5 per cent. sodium hydroxid. Hydrolyze the residue with nitric acid, shake out the benzoic acid with chloroform, and titrate it with N/10 sodium alcoholate, using phenolphthalein as indicator. **Folin and Hart's m.** (*for acetone and diacetic acid*): Determine the acetone by Folin's method, then heat the urine with hydrochloric acid to change diacetic acid to acetone, and determine again. **Folin and Macallum's m.** (*for ammonia nitrogen*): To the urine add potassium carbonate and potassium oxalate, aerate the ammonia over into standard acid, nesslerize, and compare with a standard solution of ammonium sulphate. **Folin, McEllroy, and Peck's m.** (*for glucose in urine*): Mix 5 c.c. of an acidified 5.9 per cent. copper sulphate solution, 1 c.c. of 20 per cent. sodium carbonate solution and then add 4 to 5 gm. of phosphate-thiocyanate mixture. Heat and add enough urine to produce a sudden turbidity after not more than five seconds of boiling; 25 mg. of glucose will reduce the 5 c.c. of copper solution. **Folin and Peck's m.** (*for glucose*): To the boiling copper solution of Folin and McEllroy run in urine until the color changes from green to yellow. **Folin and Pettibone's m.** (*for urea*): Microchemic. The urea is decomposed by heating with potassium acetate and acetic acid, the ammonia is liberated by sodium hydroxid, aerated over into standard acid, and nesslerized. **Folin and Shaffer's m.** (*for uric acid*) Phosphates and certain organic substances are first precipitated by an acetic acid solution of ammonium sulphate and uranium acetate. The uric acid is then precipitated as ammonium urate and the amount determined by titration with potassium permanganate. **Folin and Wright's m.** (*for nitrogen in urine*). A simplified macro-Kjeldahl method in which the digestion is brought about by a mixture of phosphoric and sulphuric acids aided by ferric chlorid, and the liberated ammonia is distilled without the use of a condenser. **Folin and Wu's m.** 1. (*for creatinin*) The color produced by the unknown (protein-free blood filtrate or urine) in an alkaline solution of picric acid is compared in a colorimeter with the color produced by a known solution of creatinin or with a standard solution of potassium bichromate. 2. (*for creatin plus creatinin*) The creatin of a protein-free blood filtrate is changed to creatinin by heating with dilute HCl in an autoclave and the creatinin thus produced together with the preformed is determined colorimetrically after adding an alkaline picrate solution. 3. (*for glucose*): The protein-free blood filtrate is boiled with a dilute alkaline copper tartrate solution, the cuprous oxid is dissolved by adding a phosphomolybdic-phosphoric acid solution, and the blue color produced is compared with the color from sugar solutions of known strength. 4. (*non-protein nitrogen*): The total non-protein nitrogen in the protein-free blood filtrate is determined by setting free the nitrogen as ammonia by the Kjeldahl process, nesslerizing this ammonia, and comparing with a standard. 5. (*for protein-free blood filtrate*): Lake the blood with distilled water, add sodium tungstate and sulphuric acid, and filter. 6. (*for urea*) Change the urea to ammonia by means of urease and nesslerize. 7. (*for uric acid*): Uric acid is precipitated from the protein-free blood filtrate or from urine by silver lactate, treated with phosphotungstic acid and the blue color compared with the color produced by known amounts of uric acid. **Folin and Youngburg's m.** (*for urea in urine*): The ammonia is removed from the urine by permutit, the urea is changed to ammonium carbonate by urease, and nesslerized directly. **Forlanini-Morelli m.**, treatment of empyema by systematic induction of pneumothorax, continuous aspiration drainage combined with irrigation, and the use of an air-tight pneumatic jacket drainage-tube. **m. for (volatizing) formaldehyd gas.** See *Aronson's m., Breslau's m., Brunn's m, lime m, Schlossmann's m., Trillat's m.* **formol titration, m's of.** See *Benedict and Murlin's m, Henriques and Sorensen's m, Malfatti's m*, and *Sorensen's m.*, under *method*. **Freiburg m.** Same as *twilight sleep*. See under *sleep*. **Frey and Gigon's m.** (*for amino-acid nitrogen*): A modified form of Sorenson's method in that the ammonia is aspirated off after adding the barium hydroxid. **Fridericia's m.** (*for alveolar carbon dioxid tension*): The carbon dioxid is absorbed into a solution of potassium hydroxid and the decrease in volume read in percentage in a special apparatus. **Gabaston's hydraulic m.**, treatment of retention of

the placenta by filling it up with saline solution injected through the umbilical cord. **garnet m.** (*for standardizing disinfectants*): The test objects (spores of Bacillus anthracis) are dried on garnets. These are then immersed in the disinfectant for stated periods, washed, and the organisms on them plated for growth. **gasometric m.** (*for urea*): See *Stehle's m.* **Gerota's m.**, injection of the lymphatics with a dye, such as Prussian blue, which is soluble in chloroform or ether, but not in water. **Gilbert's m.**, autoserotherapy. **Given's m.** (*for peptic activity*): Varying amounts of diluted gastric juice are added to a series of tubes containing pea globulin, the mixtures are incubated, and the amount of digestion noted. **glucose, m's for.** See *Bang's m., Benedict's m., Benedict and Osterberg's m., Bertrand's m., Folin's m., Folin and Berglund's m, Folin, McEllroy, and Peck's m., Folin and Peck's m., Folin and Wu's m., Hagedorn and Jensen's m, life insurance m., Peter's m., Power and Wilder's m,.* and *Sumner's m.* **gold number m.** See *Lange's test*, under *tests*. **Gram's m.** See under *staining*. **Greenwald's m.** (*for non-protein nitrogen*). The proteins are precipitated by trichloracetic acid; the filtrate is decomposed by sulphuric acid as in the Kjeldahl method; the ammonia is distilled off and the amount titrated with N/10 sodium hydroxid. **Greenwald and Lewman's m.** (*for titratable alkali of blood*): The protein of the blood is precipitated with an excess of picric acid. Both the free and the total picric acid in the filtrate are then determined. The difference represents the picric acid which is combined with the bases of the blood. **Griffith's m.** (*for hippuric acid*): Extract the hippuric acid with ether. Distil off the ether and destroy urea in the residue with sodium hypobromite solution. Determine the nitrogen in the residue by the Kjeldahl method. **Gross's m.** (*for tryptic activity*): Add increasing amounts of a trypsin solution to a series of tubes of pure, fat-free casein which have been heated to 40° C. Incubate at 40° C. for fifteen minutes. Test by adding a few drops of acetic acid (dilute) to each tube. A precipitate on acidification indicates that digestion is not complete or lacking; no precipitate indicates digestion. **Grossich's m.**, the use of tincture of iodin as an antiseptic in surgical operations. **Hagedorn and Jensen's m.** (*for sugar in blood*): Precipitate the protein with zinc hydroxid. Heat the filtrate with potassium ferricyanid solution and determine the amount of ferricyanid reduced by adding an iodid solution and titrating the iodin set free with sodium thiosulphate. **Hall's m.** (*for total purin nitrogen*): Remove phosphates by means of magnesia mixture and precipitate the purin bodies in a specially graduated tube by means of silver nitrate and ammonium hydroxid. After twenty-four hours read the volume of the purin precipitate. **Hammerschlag's m.** (*for specific gravity of blood*): Prepare a mixture of benzene and chloroform of about 1 050 specific gravity. Into this let fall a drop of blood and add benzene or chloroform until the drop neither rises nor sinks. Then take the specific gravity of the mixture. **Harris's m.** (*for preparing rabies vaccine*): The spinal cord from a rabbit killed by infection with fixed virus is removed aseptically, quickly frozen, and dried in a vacuum without allowing it to thaw. **Hart's m.** (*for casein in milk*): Precipitate the casein from the diluted milk, filter, wash, redissolve in excess of N/10 potassium hydroxid, and titrate remaining alkali with N/10 HCl. The difference is casein. **Hauser's m.**, a method for the anaerobic cultivation of bacteria in which hydrogen gas is passed through the container until the air is removed. **Heintz's m.** (*for uric acid*): Precipitate the urine by adding hydrochloric acid, filter off the crystals, wash, dry, and weigh. **hemoglobin, m. for.** See *acid hematin m.* **Henderson and Palmer's m.** (*for hydrogen-ion concentration*): The reaction of the urine is estimated by matching colors produced by certain indicators in the urine and in solutions of known hydrogen-ion concentration. **Henriques and Sorenson's m.** (*for amino-acid nitrogen by formol titration*). See *Sorenson's m.* **Herter-Foster m.** (*for indol in feces modified by Bergeim*): Make the feces alkaline and distil. Make the distillate acid and distil again. To the second distillate add beta-naphthaquinone sodium monosulphonate and alkali. Extract the blue color with chloroform and compare it with a standard solution of indol containing 0.1 mg. of indol per cubic centimeter. **hippuric acid, m's for.** See *Folin and Flander's m, Griffith's m.*, and *Roaf's m.*, under *method*. **Hirschberg's m.**, measurement of the deviation of a strabismic eye by observing the reflection of a candle from the cornea. **Hodgen's m.**, treatment of traumatic tetanus by large doses of Fowler's solution. **holding m.**, a method of pasteurizing milk whereby the milk is heated to 65° C. and kept at that temperature for from thirty to forty-five minutes. Cf. *flash m.* **Hunt's m.** (*for the activity of thyroid products*). Mice on a cracker diet are fed varying amounts of the thyroid product for ten days. They are then injected with 0.4 mg. of acetonitril per gram of body weight. If the product is active the treated mice usually live, whereas untreated mice are killed in two hours by 1.2 mg per gram of body weight. **Hunter and Given's m.** (*for uric acid and purin bases*) Precipitate and decompose the precipitate as in the Krueger-Schmidt method. Determine the uric acid in an aliquot part and in the remainder destroy the uric acid by oxidation and determine the purin bases as in the Krueger-Schmidt method. **Hydrogen-ion concentration, m. for.** See *Henderson and Palmer's m.* and *Levy, Rowntree, and Marriott's m.*, under *method*. **indican, m. for.** See *Askenstedt's m., Ellinger's m.*, under *method*. **indol, m's for.** See *Bergeim's m, Herter and Foster's m* **inorganic sulphates, m's for.** See *sulphates, inorganic, m's for*, under *method*. **iron, m. for.** See *Walker's m* and *Wolter's m*, under *method*. **Issayeff's m.**, intraperitoneal injection of saline solution twenty-four hours previous to an abdominal operation done to promote local leukocytosis. **Karr's m.** (*for urea in blood*) Change the urea to ammonium carbonate by means of urease, nesslerize directly, and compare the color with that of a standard urea solution similarly treated. **Kendall's m.** (*for iodin in thyroid tissue*). Oxidize the organic matter by fusion in KNO_3 and strong KOH. Acidify, oxidize with bromin, add an excess of KI, and titrate the liberated iodin with sodium thiosulphate. **Kirstein's m.**, direct inspection of the larynx by pushing the head far back and depressing the tongue. **Kjeldahl's m.** (1883), a method of determining the amount of nitrogen in an organic compound. It consists in heating the material to be analyzed with strong sulphuric acid. The nitrogen is thereby converted to ammonia, which is distilled off and caught in N/10 solution of sulphuric acid By titration the amount of ammonia is determined, and from this the amount of nitrogen is estimated. **Kluge's m.**, induction of premature labor by dilatation of the cervix by specially prepared sponges. **Koch and McMeekin's m.** (*for total nitrogen*): Destroy organic matter with sulphuric acid and hydrogen peroxid and nesslerize the resulting solution directly. **Kolle's m.**, a method of inoculation or vaccination in which the skin is shaved and the culture material rubbed vigorously into the shaved area. It is used especially in the diagnosis of plague. **Kolle and Pfeiffer's m.**, the same as the Gruber-Widal reaction except that the serum dilutions remain as made (are not doubled) and the bacteria are added by means of a platinum wire loop. **Korotkow's m.**, the auscultatory method of determining blood-pressure. **Kramer and Gittleman's m.** (*for sodium in serum*): Dry and ash the serum. Take it up in 0.1 per cent. HCl and make slightly al-

kaline with KOH. Precipitate with the pyroantimonate reagent and alcohol, dissolve precipitate in strong HCl, add potassium iodid, and titrate with sodium thiosulphate. **Kramer and Tisdall's m.** (*for potassium in serum*): Precipitate with sodium cobaltinitrite reagent, treat precipitate with acid permanganate solution, then with sodium oxalate, and titrate with standard permanganate. **Kraus and Doerr's m.**, for the production of dysentery antitoxin by the injection of sterile dysentery toxin. **Kristeller's m.**, a method of expressing the fetus in labor. The head should be in the vulva and the abdomen must be sufficiently relaxed so that the assistant may grasp the fundus. The grip on the fundus is made by the fingers of the two hands parallel behind and the thumb in front, the line of force being in the direction of the axis of the inlet. The expression should be done in one or two sustained efforts. **Krogh's m.** (*for urea*): The urea is oxidized by sodium hypobromite to carbon dioxid and nitrogen in an alkaline solution which absorbs the carbon dioxid. The remaining nitrogen is then measured. **Krönig's m.**, sterilization of catgut by heating for an hour in cumol at 165° C. **Krueger and Schmidt's m.** (*for uric acid and purin bases*): Precipitate the uric acid with copper sulphate, decompose the precipitate with sodium sulphite, acidify, concentrate, and let uric acid crystals separate. Determine the nitrogen in them by the Kjeldahl method. Reprecipitate the purin bases with copper sulphate, filter, wash, and determine the nitrogen in the precipitate by the Kjeldahl method. **Kruse and Shiga's m.**, for the production of antidysenteric serum by the subcutaneous injection of whole bacteria. **Kwilecki's m.** (*for albumin*) 10 drops of a 10 per cent. solution of ferric chlorid are added to the urine before proceeding with the regular method of Esbach **Laborde's m.**, the making of rhythmic traction movements on the tongue in order to stimulate the respiratory center in asphyxiation. **lactalbumin, m. for,** remove casein from the milk with magnesium sulphate, add Almen's reagent to the filtrate, determine the nitrogen in the precipitate with the Kjeldahl method, and multiply the result by 6.37. **lactic acid, m's for.** See *Clausen's m.*, and *Cori's m.* **Leishman's m.**, a method for determining the phagocytic index by adding the bacteria to a leukocytic cream from the patient's blood, and, after incubation, counting the number of bacteria within the phagocytes. **Leroux's m.**, treatment of placenta prævia by tamponade of the vagina. **Levy, Rowntree, and Marriott's m.** (*for hydrogen-ion concentration of blood*): Dialyze the blood through a collodion tube against neutral physiologic salt solution; then match the color produced by phenolsulphonephthalein in the dialysate and in solution of known hydrogen-ion concentration. **Lewis and Benedict's m.** (*for glucose*): The proteins of the blood are precipitated by means of picric acid, sodium carbonate is added, and the color of the picramic acid solution is compared with that from a standard glucose solution. **Lewisohn's m.**, a method of indirect transfusion by adding sodium citrate to the blood. **Liborious's m.**, a method for the anaërobic cultivation of bacteria in which the bacteria are placed in deeply filled tubes of agar or gelatin from which the oxygen has been removed by boiling. **life insurance m.** 1. (*for albumin in urine*): The clarified urine is treated with sulphosalicylic acid and the turbidity is compared with permanent turbidity standards 2. (*for glucose in urine*): Add picric acid and alkali and compare the red color with permanent sugar standards made by mixing varying amounts of ferric chlorid and cobalt chlorid in dilute HCl. **lime m.**, a method of generating or volatilizing formaldehyd gas. Forty per cent. formaldehyd, containing 10 per cent. of sulphuric acid, is poured over quick-lime in a suitable container. One and a half to 2 pounds of lime should be used for each pint of the solution. **Lindemann's m.** (*for transfusion*): One needle-cannula is placed in the arm of the donor and one in the arm of the patient. Syringes are filled from the donor and emptied into the recipient through the cannulas. **Lorthiore's m.**, radical cure of hernia by dissection and extirpation of the sac without opening the inguinal canal. **Lyman's m.** (*for calcium*): Precipitate the calcium from the protein-free blood filtrate or from urine as calcium oxalate, redissolve in dilute acid and reprecipitate as calcium ricinate, and determine amount nephelometrically. **Lyon's m.** See *Meltzer-Lyon test*, under *tests*. **Maclachlan m.**, a method of conditioning liquid sludge by the application of sulphur dioxid gas. **magnesium, m's for.** See *Denis's m.* and *McCrudden's m.*, under *method* **Malfatti's m.** (*for ammonia nitrogen by formol titration*): Add potassium oxalate to the urine and make neutral to phenolphthalein with N/10 sodium hydroxid, add the neutral formalin solution and titrate again. **Marfan's m.**, puncture of the pericardium in which the trocar is passed just below the xiphoid cartilage in the middle line, directed obliquely from below upward, passing for 2 cm. along the posterior surface of the sternum. It is then directed somewhat obliquely backward, passing into the gap in the sternal insertion of the diaphragm, entering the pericardium at its base. **Marmo's m.**, a method of producing artificial respiration in asphyxiated infants: the surgeon holds the infant suspended with his hands in its axillæ, raises it, and then suddenly lets it drop a foot or two, which will produce inspiration; expiration is then produced by pressure of the hands against the chest wall. **Marriott's m.** (*for alkali reserve*): The patient rebreathes the air in a bag until its carbon dioxid tension is virtually that of venous blood. This air is then bubbled through a standard bicarbonate solution until the solution is saturated and the color produced is compared with standard color tubes. **Marshall's m.** (*for urea*): The urea is changed into ammonium carbonate by the enzyme urease and the ammonia titrated with N/10 hydrochloric acid, using methyl-orange as indicator. **McArthur's m.**, enteroclysis through a catheter placed in the common duct after operations on the gall-bladder. **McCrudden's m.** (*for calcium and magnesium*): Make 200 c.c. of urine faintly acid to litmus, add 10 c.c. of concentrated hydrochloric acid, precipitate with oxalic acid, filter, ignite, and weigh as calcium oxid, or filter and titrate the precipitate with potassium permanganate. This gives the calcium For the magnesium, add to the filtrate from the calcium, nitric acid, evaporate to dryness, and heat until residue fuses. Take up in water, add sodium acid phosphate and ammonia, filter, wash, ignite, and weigh as the pyrophosphate. **McIntosh and Fildes's m.**, a portion of platinized or palladinized asbestos is placed in the anaerobic jar and hydrogen gas passed in until no oxygen remains. The oxygen is removed by uniting with the hydrogen under the catalytic influence of the platinum black. **McLean and van Slyke's m.** (*for chlorids*): Precipitate the chlorids from oxalated plasma with an excess of silver nitrate and titrate the excess with potassium iodid and starch. **Meltzer's m.**, intratracheal insufflation of air containing an anesthetic vapor; employed in thoracic surgery. **Meltzer-Lyon m.** See *Meltzer-Lyon test*, under *tests*. **Mercière's m.**, embalming treatment of infected wounds designed to fill the wound with a soothing antiseptic which shall inhibit infection until proper treatment shall be given. The formula is 10 gm. each of guaiacol, eucalyptol, and balsam of Peru; 10 gm. of iodoform, 100 gm. of alcohol, and enough ether to make 1 liter. **Messinger and Huppert's m.** (*for acetone*): The same as the method of Folin and Hart except that the acetone is distilled instead of aspirated. **Mett's m.** (*for peptic activity*). See *Nirenstein and Schiff's m.* **Meulengracht's m.**

(*for bile pigment in serum*): The serum is diluted until the yellow color corresponds to that of a standard potassium bichromate solution. **Meyer's m.** (*for creatin*): A modification of Folin and Benedict's method in that the creatin is changed into creatinin after adding hydrochloric acid by digesting in an autoclave. **Miles's acid m.**, a method of treating sewage by the fumes of burning sulphur. **Milne's m.**, a method of prophylaxis against the spread of infectious diseases. The patient's head and chest are veiled with a gauze curtain which is sprayed with a tincture of eucalyptus and an antiseptic three times a day. Every three hours the patient's throat and nasopharynx are painted with iodized glycerin and an antiseptic oil is instilled into the nasal passages. **Minkowski's m.** Same as *Naunyn-Minkowski m.* **Mohr's m.** (*for chlorids*): Oxidize interfering organic matter by igniting with potassium nitrate. To the solution of the ash add potassium chromate and titrate with standard silver nitrate until the red silver chromate appears. **Mojon's m.**, injection of cold water to which acids have been added through the umbilical vein into the placenta with a view to facilitating its detachment from the uterus after birth. **Morelli m.** See *Forlanini-Morelli m* **Morison's (Rutherford) m.**, a method of treating wounds which consists of a thorough opening up and mechanical cleansing of the wound, sponging of it with alcohol, and the application to the raw surface of a thin layer of a paste consisting of 1 part of bismuth subnitrate, 2 parts of iodoform, and enough paraffin to make a soft paste. This paste is known as bipp or B. I. P. The wound is then sutured without drainage. **Müller's m.** Same as *Deventer's m.* **Murphy m.** 1. Suture of an artery by invaginating the ends over a cylinder in two pieces which can be removed. 2. Continuous proctoclysis; the continuous administration per rectum of salt solution, drop by drop, with the patient in the Fowler position. used in infections of the peritoneum. Called also *Murphy drip*. 3 See *Murphy treatment*, under *treatment*. **Myer's m.** (*for urea in blood*): Change the urea to ammonium carbonate by the action of urease, aerate off the ammonia into an acid solution, and nesslerize. **Myers and Wardell's m.** (*for cholesterol*): Dry the blood on plaster of Paris and extract the cholesterol with chloroform. Add acetic anhydrid and sulphuric acid and compare the color with that of a standard solution of cholesterol similarly treated. **Nageli's m.** See *Nageli's treatment*, under *treatment*. **Naunyn-Minkowski m.**, palpation of the kidney after first dilating the colon with gas. **Neisser and Wechsberg's m.** (*for testing the bactericidal power of blood*): The patient's serum is inactivated and diluted as desired. To each dilution is added a constant amount of the culture to be tested and some non-specific complement. The mixtures are incubated and then plated. **Nikiforoff's m.**, a method of fixing blood-films by placing them for from five to fifteen minutes in absolute alcohol, pure ether, or equal parts of alcohol and ether. **Nirenstein and Schiff's m.** (*for peptic activity*): Mett's tubes are placed in the solution to be tested and incubated for twenty-four hours. The length of the column digested at each end is then determined. **nitrogen, amino-acid, m's for.** See *Benedict and Murlin's m., Frey and Gigon's m., Henriques and Sorenson's m., Sorenson's m.*, and *van Slyke's m.*, under *method*. **nitrogen, ammonia, m's for.** See *Folin's m.* (3), *Folin and Bell's m., Folin and Macallum's m., Malfatti's m.*, and *permutit m.* **nitrogen, non-protein, m's for.** See *Folin and Denis's m.* (2), *Folin and Wu's m.* (3), and *Greenwald's m.*, under *method*. **nitrogen, purin, m. for.** See *Hall's m*, under *method*. **nitrogen, total, m's for.** See *Arnold and Gunning's m., Bock and Benedict's m., Folin and Denis's m., Folin and Farmer's m., Folin and Wright's m., Koch and McMeekin's m., Taylor and Hulton's m.* **Noguchi's m.** (*for growing Treponema pallida*): Place in deep tubes blood-serum 1 part, distilled water 3 parts, and a small piece of fresh sterile tissue (kidney or testicle). Cover with paraffin oil, inoculate, and incubate in anaërobic jar. Or simply add the piece of sterile tissue to a deep tube of serum agar or ascitic agar and cover with oil. **Nolf-Depage m.**, treatment of rebellious streptococcal septic pyemia by injection of peptones. **non-protein nitrogen, m's for.** See *nitrogen, non-protein, m's for*, under *method*. **Oberst's m.**, local anesthesia produced by injecting saline solution or distilled water into the subcutaneous connective tissue. **Olshausen's m.**, a method of operating for umbilical hernia by reduction without opening the sac, and then suturing the skin. **Orsi-Grocco m.**, palpatory percussion of the heart. **Osborne and Folin's m.** (*for total sulphur in urine*) Destroy the organic matter in the concentrated urine and oxidize the sulphur by fusing with sodium peroxid. Precipitate with barium chlorid, wash, dry, ignite, and weigh. **oxalic acid, m's for.** See *Autenreith and Barth's m.* and *Salkowski's m.*, under *method*. **Pachon's m.**, cardiography with the patient lying on his left side **panoptic m.** See *Giemsa's staining method*. **Parker's m.** (*for indican*): See *Askenstedt's m*. **Pasteur's m.**, a method of attenuating bacteria by growing them at a temperature higher than body temperature, usually 42° to 43° C. for Bacillus anthracis. **Pawlow's m.**, study of the changes in the salivary reflex produced by psychic influence. **Payr's m.** 1. The use of absorbable cylinders of magnesium for performing suture of blood-vessels. 2. Transplantation of blood-vessels so that they hang free in the ventricle of the brain in order to absorb the fluid in hydrocele. **peptic activity, m's for.** See *Given's m, Mett's m.*, and *Nirenstein and Schiff's m.* **Percy m.** See *Percy cautery*, under *cautery*. **permutit m.** (*for ammonia in urine*): Add permutit to the urine and shake for five minutes. Wash the permutit ammonia compound several times, add sodium hydroxid, and nesslerize. Compare the color with a standard solution of ammonium sulphate **Peter's m.** (*for glucose*) Boil the unknown in an excess of the reagent, filter off the reduced copper, and titrate the filtrate with potassium iodid and standard thiosulphate solution. **Petroff's m.**, a method of isolating the *Bacillus tuberculosis* from the sputum Digest the sputum in sodium hydroxid solution at 37.5° C. for twenty to thirty minutes Neutralize with hydrochloric acid and centrifugalize. Spread several loops of the sediment on beef-infusion-glycerin-egg medium to which has been added gentian violet in the strength of 1 : 10,000. **Petruschky's m.**, percutaneous tuberculin treatment by inunction with an ointment containing decomposed tubercle bacilli. **Pfeiffer's m.** (*for testing the bactericidal activity of blood*). See *Pfeiffer's phenomenon*, under *phenomenon*. **phenols, m. for.** See *Benedict and Theis's m, Folin and Denis's m.*, and *Tisdall's m*, under *method*. **phosphates, m's for.** See *Benedict and Leche's m, Benedict and Theis's m, Bloor's m., Fiske and Subbarow's m.* **Plimmer and Skelton's m.** (*for allantoin*): Determine the urea and allantoin by Folin's method (15), and the urea alone by Marshall's urease method The difference is allantoin. **Ponndorf's m.**, treatment of tuberculosis by rubbing old tuberculin or Ponndorf's vaccine into cutaneous scarifications. **potassium, m. for.** See *Kramer's m.* and *Tisdall's m.*, under *method*. **Power and Wilder's m.** (*for glucose in urine*): Remove interfering substances with mercuric sulphate. To the filtrate add alkaline ferricyanid; heat for ten minutes, cool, and add KI and an acid zinc sulphate solution. Titrate the liberated iodin with standard thiosulphate solution. **protein in urine, m's for.** See *albumin in urine, m's for* **protein-free blood filtrate; m's for.** See *Folin's m.* (4), *Folin and Denis's m.* (5), and *Folin and Wu's m.* (4), under *method*.

'urdy's m., the use of the centrifuge for the etermination of the quantity of albumin, chlorids, ulphates, etc. **purin bodies, m's for.** See *lunter and Given's m., Kruger and Schmidt's m., 'alkowski's m., Salkowski and Arnstein's m.*, and *Velker's m.*, under *method.* **purin nitrogen, n's for.** See *nitrogen, purin, m. for*, under *method.* **'uzos's m.**, early rupture of the membranes in ases of placenta prævia. **rabies vaccine, m. or.** See *Harris's m., Pasteur's m*, and *Terrell's m.* **laiziss and Dubin's m.** (*for ethereal and norganic sulphates*). Oxidize the urine by Benelict's method, precipitate the sulphate with enzidin hydrochlorid, as in the method of Rosenheim and Drummond, and titrate with N/10 otassium permanganate. **Reclus's m.**, the nduction of local anesthesia by cocain. **Rehuss's m.**, after an Ewald test-meal a tube is assed into the stomach and small quantities of he stomach contents are removed at fifteenninute intervals and examined **Reichert's m.** *for crystallizing oxyhemoglobin*) Add to the blood defibrinated, laked, or whole) 1 to 5 per cent. of ammonium oxalate crystals and examine under the nicroscope. **Rendu's m.**, treatment of tuberulous peritonitis by smearing the peritoneum vith camphor naphthol. **Ribera's m.**, the induction of anemia in the legs by compressing the vaist with an elastic spica. **Rideal-Walker m.** *for determining the carbolic coefficient of disinectants*) A method for determining the dilution it which a disinfectant kills the test organism in he same time as a control solution of phenol loes **Roaf's m.** (*for the preparation of hippuric cid*)· Add 125 gm. of ammonium sulphate and 7.5 gm. of concentrated sulphuric acid to 500 c c. of rine of a horse. Hippuric acid will crystallize ut **Rosenheim and Drummond's m.** (*for ethereal and inorganic sulphates*): Precipitate the ulphates with benzidin hydrochlorid and titrate he acid in the benzidin sulphate with N/10 poassium hydroxid **Roux's m.**, the inoculated iquid agar or gelatin is aspirated into narrow sterile tubes which are then sealed off at each end. **Ruhemann's uricometer m.** (*for uric acid*): Urine is added in a specially graduated tube to a nixture of carbon bisulphid and iodin solution ntil the carbon bisulphid is decolorized. **Salkowski's m.** (*for purin bodies and uric acid*): Precipitate as silver magnesium salts, decompose he precipitate with hydrogen sulphid, precipitate ric acid by means of sulphuric acid, and the purin odies as silver salts **Salkowski and Arnstein's m.** (*for purins*) Precipitate the urine with magnesia mixture and to the filtrate add 3 per cent ammoniacal silver nitrate solution. Wash he precipitate and determine the nitrogen in it by he Kjeldahl method. The uric acid nitrogen is separately determined and deducted. **Salkowski-Autenrieth and Barth's m** (*for oxalic acid*): Precipitate the oxalic acid by means of alcium chlorid. Dissolve the precipitate in hydrochloric acid, extract the oxalic acid with ether, and reprecipitate it as calcium oxalate. **Scherer's m.** (*for proteins*)· Precipitate the protein by boiling with dilute acetic acid, wash, dry, and weigh. **Schlösser's m.** See *Schlösser's treatment*, under *treatment.* **Schlossmann's m.**, to prevent polymerization, 10 per cent. of glycerol is added to formaldehyd before it is volatilized by heat. **Schüller's m.**, a method of performing artificial respiration by rhythmic raisings of the thorax by means of the fingers hooked under the ribs. **Schultze's m.**, treatment of asphyxia neonatorum by swinging the inverted infant. **Scott and Wilson's m.** (*for acetone and diacetic acid*): Distil the acetone into an alkaline solution of basic mercuric cyanid, filter, and titrate the precipitate with potassium thiocyanate. **Shaffer's m.** (*for creatinin*): Folin's method adapted to very dilute solutions. **Shaffer and Marriott's m.** (*for acetone bodies*): Precipitate the urine with basic (acetone and diacetic acid) Oxidize the residue with potassium bichromate and distil again (beta hydroxybutyric acid). Titrate the distillates with standard iodin and thiosulphate solutions. **Shoh and Pedley's m.** (*for calcium in urine*): Oxidize the urine with ammonium persulphate, precipitate the calcium as oxalate, add H_2SO_4 to the precipitate, and titrate with potassium permanganate **Sjoqvist's m.**, quantitative estimation of the urea in the urine by means of a baryta mixture. **sodium, m. for.** See *Kramer and Gittleman's m.* under *method.* **Sorenson's m.** (*for amino-acid by formol titration*) Titrate the urine for total acidity using phenolphthalein as indicator, add fresh formalin mixture (15 c.c. of formalin, 30 c.c. of water, and sufficient sodium hydroxid to make it faintly alkaline to phenolphthalein), and titrate again **Souligoux-Morestin m.**, the use of ether lavage of the peritoneal cavity in acute infections of the abdominal and pelvic viscera **specific gravity, m. for.** See *Hammerschlag's m.* **Spengler's m.**, a method of examining the sputum for tubercle bacilli by treating it with an equal quantity of weak sodium carbonate solution then with pancreatin, and then with crystallized carbolic acid. **Stammer's m.** (*for glucose in blood*) Precipitate blood proteins by boiling with acid sodium sulphate and treatment with dialized iron. In a test-tube place 20 c c of blood filtrate 2 drops of a 20 per cent. solution of sodium hydroxid, and 1 c c. of a 0.0075 per cent. solution of methylene-blue Boil until the blue color is discharged. The length of time required indicates the amount of sugar present. Time is counted from the beginning of vigorous boiling: thirty seven seconds indicates 0.3 per cent sugar, sixty seconds, 0.225 per cent, one minute, twenty-five seconds, 0.175 per cent, one minute, fifty-five seconds, 0.125 per cent, and two minutes, forty five seconds, 0.075 per cent. **Stehle's m.** (*for urea*) Decompose the urea in a van Slyke pipet by sodium hypobromite and measure the nitrogen **Steinach's m.** See *Steinach's operation*, under *operation.* **Stockholm and Koch's m.** (*for total sulphur in biological material*). The material is disintegrated by heating in strong sodium hydroxid, then oxidized with 30 per cent H_2O_2, and then with nitric acid and bromin. Precipitate the sulphuric acid with barium, wash, dry, ignite, and weigh. **sulphates, ethereal, m's for.** See *Folin's m* (5), *Raiziss and Dubin's m*, and *Rosenheim and Drummond's m*, under *method* **sulphates, inorganic, m's for.** See *Folin's m* (6), *Raiziss and Dubin's m*, and *Rosenheim and Drummond's m*, under *method.* **sulphur, total, m's for.** See *Benedict's m* (2), *Benedict and Denis's m*, *Denis and Leche's m*, *Folin's m*, *Osborne and Folin's m*, and *Stockholm and Koch's m* under *method.* **Sumner's m.** (*for sugar in urine*) Heat 1 c c of urine and 3 c c of Sumner's dinitro salicylic acid reagent, dilute to 25 c c, and compare the color with that of a standard sugar solution similarly treated. **Taylor and Hulton's m.** (*for total nitrogen*)· Similar to Folin and Farmer's method except that small amounts of sulphuric acid are used and the ammonia is neutralized in the original tube without being aerated over into acid. **Terrell's m.** (*for preparing rabic vaccine*)· The spinal cord from a rabbit killed by infection with fixed virus is removed aseptically, ground to a fine suspension, and killed with carbolic acid (2 per cent). **Thézac-Porsmeur m.**, heliotherapy of suppurating wounds by concentrating the sun's rays on the part by means of a large double convex lens mounted on a three-foot-long cylinder of canvas. **thread m.** (*for standardizing disinfectants*): Pieces of thread are immersed in a culture of the test organism, dried, exposed to the action of the disinfectant, washed, then placed on a suitable culture-medium, and incubated for growth **thyroid activity, m. for.** See *Hunt's m* **Tisdall's m.** (*for phenols in urine*)· Extract the

then shake them from the ether with 10 per cent. NaOH. Neutralize and proceed as in the Folin and Denis method. **total acidity, m. for.** See *Folin's m.*, under *method.* **total fixed base, m. for.** See *Fiske's m.* **total nitrogen, m. for.** See *nitrogen, total, m. for*, under *method.* **total sulphur, m. for.** See *sulphur, total, m. for*, under *method.* **toxin-antitoxin m.** See *Behring's m.* **Tracy and Welker's m.** (*for deproteizing urine*): A method depending on the use of aluminium hydroxid cream. **Trillat's m.**, volatilization of formaldehyd in an autoclave under pressure to prevent polymerization. **tryptic activity, m. for.** See *Gross's m.* **Tuffier's m.**, Corning's spinal anesthesia. See under *anesthesia.* **turbidity m.** (*for albumin*): See *Folin and Denis's m* **uranium acetate m.** (*for phosphorus*): Add sodium acetate and acetic acid to the urine, heat to boiling, and titrate with a special uranium acetate solution. **urea, m's for.** See *autoclave m., Benedict's m., Clark and Collip's m., direct aeration m, Folin and Denis's m, Folin and Pettibone's m., Folin and Wu's m., Folin and Youngburg's m., Karr's m., Krogh's m, Marshall's m., Myers' m, Stehle's m*, and *van Slyke and Cullen's m*, under *method.* **urease m.** See *Marshall's m.* and *van Slyke and Cullen's m.* (2), under *method.* **uric acid, m's for.** See *Benedict's m., Benedict and Franke's m, Benedict and Hitchcock's m., Folin and Denis's m.* (5), *Folin and Shaffer's m, Folin and Wu's m* (6), *Heintz's m, Hunter and Given's m, Krueger and Schmidt's m, Ruhemann's m.*, and *Salkowski's m.*, under *method.* **van Gehuchten's m.**, fixing of a histologic tissue in a mixture of glacial acetic acid 10 parts, chloroform 30 parts, and alcohol 60 parts. **van Slyke's m.** (*for amino-nitrogen*) The unknown is treated with nitrous acid in a special apparatus and the nitrogen liberated is measured. **van Slyke and Cullen's m.** 1. (*for the carbon dioxid in blood,* or *for the alkali reserve of blood*). Freshly prepared oxalated plasma is brought into equilibrium with the carbon dioxid of expired air, acid is then added to a measured amount of the blood, the carbon dioxid is pumped out, and measured 2 (*for urea*): The urea is changed into ammonium carbonate by means of the enzyme urease, the ammonia is aerated over into standard acid, and the excess titrated **van Slyke and Fitz's m.** (*for alkali reserve*): Collect the urine for a two-hour period between meals and note amount and determine the ammonia and the titratable acid by Folin's methods. The plasma carbon dioxid capacity (C) may be calculated from the formula $C = 80 - 5\sqrt{\frac{D}{W}}$ where D = rate of excretion per twenty-four hours, W = body weight in kilograms. **van Slyke and Meyer's m.** (*for amino-acid nitrogen*): Precipitate the proteins of the blood by means of alcohol and then proceed by van Slyke's nitrous acid method **van Slyke and Palmer's m.** (*for organic acids in urine*): Remove carbonates and phosphates and titrate with acid from the turning point for phenolphthalein to the turning point for tropaeolin OO. **Volhard and Arnold's m.** (*for chlorids*): Acidify the urine with nitric acid and add a known amount of silver nitrate. Titrate excess of silver nitrate with ammonium sulphocyanate, using ferric thiocyanate as indicator. **Volhard and Harvey's m.** (*for chlorids*): This differs from the method of Volhard and Arnold in that the silver chlorid is not filtered out, but the excess of silver nitrate is titrated in the original mixture **Walker's m.** (*for iron in foods*): Ignite sample, cool, and dissolve in dilute HNO_3. Filter, oxidize filtrate with H_2O_2, add potassium thiocyanate, and compare color with standard iron solution, similarly treated. **Wallace and Diamond's m.** (*for urobilinogen*): Add Ehrlich's aldehyd reagent to a series of dilutions of the urine, note the highest dilution which shows a faint pink coloration, and express the result in terms of this dilution. **Wardrop's m.**, treatment of erectile tumors by the application of potassa fusa. **Welcher's m.**, determination of the total blood volume by bleeding and then washing out the blood-vessels. **Welker's m.** (*for purin bodies*): Remove the phosphates with magnesia mixture, then precipitate the purin bodies with silver nitrate and ammonium hydroxid. Determine nitrogen in the precipitate by Kjeldahl's method **Welker and Marsh's m.** (*for clarifying milk*): A method using aluminium hydroxid. **Whitehorn's m.** (*for chlorids in blood*): To the protein-free blood filtrate add nitric acid, then heat, and add an excess of silver nitrate. Titrate excess silver with thiocyanate, using ferric ammonium sulphate as indicator. **Wiechowski and Handorsky's m.** (*for allantoin*): Precipitate the urine with phosphotungstic acid, with lead acetate, and with silver acetate to remove chlorids, ammonia, and basic substances. Then add sodium acetate and 0.5 per cent mercuric acetate to precipitate the allantoin which may be weighed, submitted to a Kjeldahl, or titrated with ammonium thiocyanate. **Wolter's m.** (*for iron*): Add nitric acid to urine, evaporate to dryness, ignite, oxidize the iron with hydrogen peroxid, add potassium iodid and starch, and titrate excess of iodin with N/100 thiosulphate. **Wright's m.** 1. Treatment of wounds by irrigating first with hypertonic salt solution and then with isotonic salt solution. Vaccines may be used as adjuvants. Finally the wound is closed. 2 A method for the anaerobic cultivation of bacteria in which the inoculated bouillon is drawn into a glass tube provided at each end with rubber tubes and retained there by kinking the tubes. 3. (*for determining the bactericidal power of blood*): To fixed amounts of the patient's serum is added decreasing amounts of the culture to be tested, incubated for twenty-four hours and then planted in nutrient bouillon. The largest number of bacteria that a constant quantity of serum is able to kill measures its bactericidal power. **Wright's modification of Buchner's m.**, the alkaline solution of pyrogallol is absorbed into the absorbent cotton stopper of the test-tube, which is then pushed down far enough to permit the insertion of a rubber stopper. **Wyeth's m.**, treatment of angiomata by the injection of boiling water. **Ziehl-Neelsen's m.** See under *stains, table of.* **Zsigmondy's gold number m.** Same as *Lange's test* See under *tests*

methodism (meth'od-izm). The system or school of the Methodists

Methodists (meth'od-ists) An ancient sect or school of medicine who based the practice of the art on exact rules and theories as contrasted with experience This school followed that of the Empirics and Dogmatists, and was founded by Themison about 50 B. C. The Methodists concentrated their attention on the pores; an acute disease being a state of contraction (status strictus), while chronic disease was a state of relaxation (status laxus) of the pores.

methodology (meth-od-ol'o-je). The science of method; the science which deals with the principles of procedure in research and study.

methomania (meth-o-ma'ne-ah) [Gr. μέθη drunkenness + μανία madness]. Insanity caused by the habitual misuse of alcoholic drinks.

methonal (meth'o-nal). A hypnotic agent resembling sulphonal, acetone dimethyl sulphone, $(CH_3)_2C(SO_2CH_3)_2$. Dose, 15–30 gr. (1–2 gm.).

methoxycaffein (meth"oks-e-kaf'e-in). A white, amorphous or crystalline agent, $C_8H_9(OCH_3)N_4O_4$: a local anesthetic and antineuralgic. Hypodermatic dose, 4 gr. (0.25 gm.)

methoxyl (meth-ok'sil). The chemical group, CH_3O—.

methozin (meth-o'zin). Same as *antipyrin.*

methyl (meth'il) [Gr. μέθυ wine + ὕλη substance]. An atom group, CH_3, from wood-spirit. **m. acetanilid.** See *exalgin.* **m. acetyl-salicylate.** See *methyl aspirin*, under *aspirin.* **m.**

alcohol, wood-spirit, methanol, CH_3OH, distilled from wood: sedative, narcotic, and poisonous. **m. aldehyd,** formaldehyd. **m. amylketone,** a volatile oil, $C_6H_{11}.CO.CH_3$, found in oil of cloves. **m. anthranilate,** a volatile oil, methyl ortho-amino-benzoate, $NH_2.C_6H_4.CO\,O.CH_3$, the odoriferous constituent of neroli oil **m. atropin,** two salts are used as mydriatics, the nitrate and the bromid. See *eumydrin* and *atropin methyl-bromid*, under *atropin*. **m. chlorid,** the hydrochloric acid ester of methyl alcohol, CH_3Cl. It is a gas which converted into a liquid by pressure is a valuable local anesthetic when used as a spray. **m. chlor-sulphonate,** an extremely irritant war gas, $CH_3.SO_2\,Cl$. **m. cocain,** an alkaloid sometimes found in commercial cocain. It is ethyl benzoyl ecgonin, $C_{18}H_{23}NO_4$. **m. cyanid,** acetonitril. **m. ditannin,** tannoform. **m. ether,** a colorless, anesthetic gas, $(CH_3)_2O$. **m. ethyl-maleic-imid,** a substituted pyrrol, $C_2H_5.(C.CO)_2(NH)CH_3$, obtained from hemoglobin and from chlorophyll. **m. ethyl-pyrrol,** a substituted pyrrol, $CH_3(C.CH)_2(NH)C_2H_5$, obtained from, and probably a constituent of, bilirubin. **m. eugenol,** a volatile oil, $C_3H_5.C_6H_3(OCH_3)_2$, found in oil of bay. **m. furfurane.** See *sylvan*. **m. glucose,** a glucosid, $CH_2OH.(CHOH)_4CO(CH_3)$, produced by the interaction of glucose and methyl alcohol. **m. green,** a green anilin dye formed by treating rosanilin with methyl derivatives. It is used in microscopy. **m.-guanidin,** a colorless, narcotic agent, $NH.C(NH_2).NH(CH_3)$. **m. heptenone,** a volatile oil, $CH_3.CO(CH_2)_4CH_3$, found in lemon-grass oil. **m. hydrate,** methyl alcohol. **m. hydrid,** methane. **m. hydroxy-furfurol,** the furfural, $CH_3-C:CH.C(OH)\cdot C.CHO$, produced from the hexose in Molisch's test and which produces the color. **m. iodid,** a colorless or brownish liquid, CH_3I a local anesthetic. **m. kairolin,** a compound, $C_9H_{10}N(CH_3)H_2SO_4$: a slow and uncertain antipyretic. **m. loretin,** an antiseptic agent, metaiodo-orthohydroxy-quinolin-alphasulphonic acid, $OH.C_9H_3N(I)(CH_3)SO_2OH$, in glossy yellow needles or scales. **m. mercaptan,** a thio-alcohol, CH_3SH. It has a vile odor and is produced during the putrefaction of proteins. **m. nitrate,** $CH_3O\,NO_2$, has been used as a vasodilator. **m. nonylketone,** a volatile oil, $CH_3\,CO(CH_2)_8CH_3$, found in oil of rue. **m. orange.** See *helianthin*. **m. oxid.** See *methyl ether*. **m. phenacetin,** a substance in colorless crystals, $CiH_4(OC_2H_5)N(CH_3)CH_3CO\cdot$ hypnotic. **m. red,** a dye, para-dimethyl-amino-azo-benzene-orthocarboxylic acid, $(CH_3)_2N\,C_6H_4-N:N.C_6H_4.COOH$. It is used as an indicator in the determination of hydrogen-ion concentration and has a P_H range of 4.4 to 6, being red at 4.4 and yellow at 6. **m. salicylate,** the artificial oil of gaultheria, $OH.C_6H_4.CO_2.CH_3$, found also in natural oil of wintergreen. See *oil of wintergreen*. **m. sulphonate,** a crystalline, non-caustic, and non-poisonous antiseptic. **m. tellurid,** a gas, $(CH_3)_2Te$, of penetrating odor found in excreta of animals after feeding with telluric and tellurious acids. **m. tyrosin,** surinamin. **m. violet,** blue pyoktanin. See *pyoktanin*

methylacetanilid (meth"il-as-et-an'il-id). See *exalgin*.

methylaceto-acetate (meth"il-as-et-o-as'et-āt). A crystalline compound, $CH_3.CO.CH_2CO.O.CH_3$. It is a respiratory paralyzant and germicide.

methylal (meth'il-al). Same as *formal*.

methylamin (meth-il-am'in). A gaseous ptomain, $CH_3.NH_2$, from decaying fish and from comma-bacillus cultures.

methylantipyrin (meth"il-an-te-pi'rin). Same as *tolypyrin*.

methylarsinate (meth-il-ar'sin-āt). A salt of methylarsinic acid.

methylate (meth'il-āt). A compound of methyl alcohol and a base.

methylated (meth'il-a-ted). Containing or combined with methyl alcohol.

methylation (meth-il-a'shun). Treatment with methyl. The act of methylating.

methylatropin bromid (meth-il-at'ro-pin). A white, crystalline compound, soluble in water: used like atropin in night-sweats of phthisis. Dose, $\frac{1}{10}$–$\frac{1}{8}$ gr. (0.006–0.013 gm.).

methylaurin (meth-il-aw'rin). A substance, $C_{20}H_{16}O_3$, derivable from rosalic acid.

methylbenzaconin (meth"il-ben-zak'o-nin). An aconitin derivative with physiologic properties like those of curare.

methylcephaëlin (meth-il-sef-a'el-in). A substance probably identical with emetin.

methylcodein bromid (meth-il-ko'de-in). See *codein methyl bromin*, under *codein*.

methylcreosol (meth-il-kre'os-ol). A phenol, $C_9H_{12}O_2$, obtainable from wood-tar creasote.

methyldichlorarsin (meth"il-di-klo-rar'sin). A lethal and vesicating war gas, CH_3AsCl_2.

methylene (meth'il-ēn). The bivalent hydrocarbon radical, CH_2. **m. blue.** See under *blue*. **m. blue, Kühne's,** methylene blue, 1.5; absolute alcohol, 10, 5 per cent solution of phenol, 100. **m. blue, polychrome.** See under *stains, table of*. **m. chlorid, m. bichlorid.** 1. See *m. dichlorid*. 2. A mixture of methyl alcohol (1 part) and chloroform (4 parts) anesthetic. **m. creosote.** See *pneumin*. **m. dichlorid,** a volatile anesthetic liquid, CH_2Cl_2, resembling chloroform and used in the same way Dose, 10–30 min. (0.666–2 c.c.). **m. diguaiacol.** See *guaiaform*. **m. diiodid,** a yellow liquid, CH_2I_2, having hypnotic and anesthetic properties **m. dimethylate.** See *formal*.

methylenophil, methylenophilous (meth-il-en'o-fil, meth"il-en-of'il-us) [*methylene* + Gr. φιλεῖν to love]. Stainable with methylene-blue.

methylglyoxalidin (meth"il-gli-oks-al'id-in). Same as *lysidin*.

methylguanidin (meth-il-gwan'id-in). A poisonous ptomain, $NH.C(NH)_2NH.CH_3$, from spoiled fish, etc.

methylhydantoin (meth"il-hi-dan'to-in). A crystalline compound, $CO\,NH.CH_2\,CO\,N\,CH_3$, found in fresh meat, and formed by the decomposition of creatin

methylhydrocuprein (meth"il-hi-dro-ku-pre'in). See *hydroquinin*.

methylic (meth-il'ik). Containing methyl.

methylil (meth'il-il). A proprietary local anesthetic; ethyl chlorid with small proportions of chloroform and methyl chlorid.

methylindol (meth-il-in'dol). Same as *skatol*.

methylmercaptan (meth"il-mer-kap'tan) A gas, methyl hydrosulphid, $CH_3.SH$, formed in the intestines by the decomposition of proteins; said to impart to the urine the odor noticed after eating asparagus.

methylmydriatin (meth"il-mid-ri'at-in). A patented racemic mixture of synthetic ephedrin.

methylnornarcotin (meth"il-nor-nar'ko-tin). An active principle said to exist in opium.

methylphenacetin (meth"il-fe-nas'et-in). A hypnotic compound formed by treating phenacetin with methyl iodid.

methylphenmorpholin (meth"il-fen-mor'fo-lin). A patented artificial alkaloid, forming a clear, oily liquid, which, like its crystalline hydrochlorid, is narcotic.

methylphenyl fructosazone (meth"il-fen"il-fruk-to'sa-zōn). Methyl-phenyl levulosazone.

methylphenylhydrazin (meth"il-fe"nil-hi'dra-zin). A reagent, $C_6H_5N(CH_3)NH_2$, by which ketoses can be distinguished from aldoses, as the former yield osazones, the latter, hydrazones.

methylphenyl levulosazone (meth"il-fen-il-lev-u-lo'sa-zōn). The methyl-phenyl-osazone of levulose, $CH_2OH(CHOH)_4C[.N.N(CH_3).C_6H_5).CH-CH.NHN(CH_3).C_6H_5$. It is homologous with glucosazone.

methylphosphin (meth-il-fos'fin). An agent, $P(CH_3)H_2$, useful in malarious disorders and destructive to animal microorganisms.

methylprotocatechuic acid (meth"il-pro-to-kat-e-ku'ik). See *vanillic acid*, under *acid*.

methylpurin (meth-il-pu'rin). See under *purin*.

methylpyridin (meth-il-pi'rid-in). A basic substance, $C_5H_4(CH_3)N$, oxidized in the body to pyridin-carboxylic acid. **m. sulphocyanate**, a crystalline, non-caustic, and non-poisonous antiseptic.

methylpyrocatechin (meth"il-pi-ro-kat'e-kin). Guaiacol.

methylquinolin (meth-il-kwin'o-lin). An oily basic substance, $C_6H_4(CH)_2.N.C.CH_3$, from the secretion of the skunk.

methylsalicylate (meth"il-sal-is'il-āt). Oil of wintergreen, $OH.C_6H_4.CO.O.CH_3$.

methylsalol (meth-il-sa'lol) An antirheumatic crystalline agent, $OH.C_6H_4\ CO_2.C_6H_5.CH_3$.

methylthionin chlorid (meth-il-thi'o-nin). Methylene-blue.

methyltyrosin (meth-il-ti'ro-sin). Surinamin.

methyluramin (meth"il-u-ram'in). Methylguanidin.

methylurethan (meth-il-u'reth-ān). Urethylan: a hypnotic and diuretic agent, $C_2H_5.O.CO.NH.CH_3$, in colorless plates.

methylxanthin (meth-il-zan'thin). Heteroxanthin.

methysticum (meth-is'tik-um). Same as *kava*.

metodontiasis (met-o-don-ti'as-is). Imperfect development of the teeth.

metol (me'tol). A proprietary photographic developer, methyl-amino-cresol-sulphate, $CH_3\ C_6H_3(OH)\ NH\ CH_3\ H_2SO_4$, which sometimes causes a dermatitis in those who use it.

metopagus (met-op'ag-us) [Gr. *μέτωπον* forehead + *πάγος* joined]. Twin fetuses united at the forehead.

metopantralgia (met"o-pan-tral'je-ah) [L. *metopan'trum* frontal sinus + Gr. *ἄλγος* pain]. Pain in the frontal sinuses.

metopantritis (met"o-pan-tri'tis). Inflammation of the frontal sinuses.

metopic (met-op'ik). Pertaining to the forehead; frontal

metopion (met-o'pe-on) [Gr. *μέτωπον* forehead]. A point in the median line of the forehead, between the frontal eminences.

metopism (met'o-pizm). The persistence of the frontal suture

metopodynia (met"o-po-din'e-ah) [Gr. *μέτωπον* forehead + *ὀδύνη* pain]. Frontal headache.

metopon (met-o'pon) [Gr *μέτωπον* forehead]. The anterior metopic lobule of the brain.

metopoplasty (met-op'o-plas-te) [Gr. *μέτωπον* forehead + *πλάσσειν* to form]. Plastic surgery of the forehead.

metoposcopy (met-o-pos'ko-pe) [Gr. *μέτωπον* forehead + *σκοπεῖν* to examine]. The study of physiognomy.

Metorchis (met-or'kis). A genus of flukes. *M. trunca'tus* is found in seals, deer, and cats

metoxenous (met-oks-e'nus) [Gr. *μετά* across + *ξένος* a stranger]. Requiring two hosts for the full cycle of existence said of certain parasites.

metoxeny (met-ok'sen-e). The condition of being metoxenous.

metra (me'trah) [Gr. *μήτρα* womb]. The uterus, or womb.

metraderm (me'trah-derm) [Gr. *μήτρα* uterus + *δέρμα* skin]. The external opening of the uterus in some tape worms (Dibothriocephalidæ).

metralgia (me-tral'je-ah) [Gr. *μήτρα* uterus + *ἄλγος* pain]. Pain in the uterus.

metranemia (me-tran-e'me-ah) [Gr. *μήτρα* uterus + *anemia*]. Uterine anemia.

metranoikter (met-ran-o-ik'ter). An instrument for dilating the uterine cervix, consisting of two blades which are forcibly spread by the action of a spring.

metrapectic (met-rap-ek'tik) [Gr *μήτρα* womb + *ἀπέχειν* to avoid]. Transmitted by the mother, who herself remains unaffected.

metratome (me'trah-tōm) [Gr *μήτρα* uterus + *τομή* cutting]. An instrument for cutting the uterus.

metratomy (met-rat'o-me). Hysterotomy.

metratonia (met-rat-o'ne-ah) [Gr. *μήτρα* uterus + *ἀτονία* atony]. Uterine atony.

metratrophia (met-rat-ro'fe-ah) [Gr. *μήτρα* uterus + *ἀτροφία* atrophy]. Uterine atrophy.

metrauxe (me-trawk'se) [Gr. *μήτρα* uterus + *αὐξή* increase]. Hypertrophy of the uterus.

metre (me'ter). Same as *meter*.

metrechoscopy (met-rek-os'ko-pe) [Gr. *μέτρον* measure + *ἠχώ* sound + *σκοπεῖν* to inspect] Combined mensuration, auscultation, and inspection.

metrectasia (met-rek-ta'se-ah) [Gr. *μήτρα* uterus + *ἔκτασις* extension]. Dilatation of the nonpregnant uterus.

metrectomy (me-trek'to-me) [Gr. *μήτρα* womb + *ἐκ* out + *τομή* cut]. The surgical removal of the uterus.

metrectopia, metrectopy (me-trek-to'pe-ah, me-trek'to-pe) [Gr. *μήτρα* uterus + *ἔκτοπος* displaced]. Uterine displacement.

metrelcosis (met-rel-ko'sis) [Gr. *μήτρα* uterus + *ἕλκωσις* ulceration]. Ulceration of the uterus.

metreurynter (met-ru-rin'ter) [Gr *μήτρα* uterus + *εὐρύνειν* to stretch]. An inflatable bag for dilating the cervical canal of the uterus.

metreurysis (me-tru'ri-sis). Dilatation of the uterine cervix with the metreurynter.

metria (me'tre-ah) [Gr. *μήτρα* womb]. Any inflammatory condition during the puerperium.

metric (met'rik) [Gr. *μέτρον* measure]. 1. Pertaining to measures or measurement. 2. Having the meter as a basis. **m. system.** See *weights and measures*.

metritis (me-tri'tis) [Gr *μήτρα* uterus]. Inflammation of the uterus Several varieties are named, according to the part of the organ affected—cervical, corporeal, interstitial, and parenchymatous. **diphtheric m.**, a variety of metritis in which there is a yellow exudation in and on the endometrium. **dissecting m.**, diphtheric metritis in which the infiltration extends in a layer from the endometrium to the neighborhood of the peritoneum, cutting off a large part of the muscular tissue, which later on is expelled as a pear-shaped body.

metrocace (met rok'as-e) [Gr. *μήτρα* uterus + *κάκη* badness]. Uterine gangrene.

metrocampsis (met-ro-kamp'sis) [Gr. *μήτρα* uterus + *κάμψις* bending]. Uterine flexion.

metrocarcinoma (met"ro-kar-sin-o'mah). Carcinoma of the uterus.

metrocele (me'tro-sēl) [Gr. *μήτρα* womb + *κήλη* hernia]. Hernia of the uterus.

metroclyst (me'tro-klist) [Gr. *μήτρα* womb + *κλύζειν* to wash]. A device for irrigating the uterus.

metrocolpocele (me-tro-kol'po-sēl) [Gr. *μήτρα* womb + *κόλπος* vagina + *κήλη* hernia]. Hernia of the uterus into the vagina.

metrocystosis (me"tro-sis-to'sis) [Gr. *μήτρα* womb + *κύστις* cyst]. The formation of cysts in the womb.

metrocyte (me'tro-sīt) [Gr. *μήτηρ* mother + *κύτος* cell]. 1. A mother-cell. See *cell*. 2. A large uninuclear cell containing hemoglobin: it is supposed to be the mother-cell of the red corpuscles of the blood.

metrodynia (me-tro-din'e-ah) [Gr. *μήτρα* uterus + *ὀδύνη* pain]. Pain in the uterus.

metro-endometritis (me"tro-en"do-me-tri'tis). Combined inflammation of the uterus and its mucous membranes.

metrofibroma (me"tro-fi-bro'mah) [Gr. *μήτρα* uterus + *fibroma*]. Fibroma of the uterus.

metrolymphangitis (me"tro-lim-fan-ji'tis). Inflammation of the lymphatic vessels of the uterus.

metromalacia (me"tro-mal-a'se-ah). Metromalacosis.

metromalacoma, metromalacosis (me"tro-mal-ak-o'mah, me"tro-mal-ak-o'sis) [Gr. *μήτρα* uterus + *μαλακός* soft]. Morbid softening of the uterus.

metromania (me-tro-ma'ne-ah) [Gr *μήτρα* uterus + *μανία* madness] 1. Nymphomania. 2. [Gr. *μέτρον* measure + *μανία* madness.] A mania for writing verse.

metroneuria (me-tro-nu're-ah) [Gr. *μήτρα* uterus + *νεῦρον* nerve]. A nervous affection of the uterus.

metronome (met'ro-nōm) [Gr. *μέτρον* measure + *νόμος* law]. An apparatus for recording periods of time.

metroparalysis (me"tro-par-al'is-is) [Gr. *μήτρα* uterus + *paralysis*]. Paralysis of the uterus

metropath'ia hæmorrha'gica. See *essential uterine hemorrhage*, under *hemorrhage*.

metropathic (me-tro-path'ik). Pertaining to or caused by uterine disorder.

metropathy (me-trop'ath-e) [Gr. *μήτρα* womb + *πάθος* suffering] Any uterine disorder.

metroperitonitis (me"tro-per-it-o-ni'tis) [*metritis* + *peritonitis*]. 1. Inflammation of the uterus and peritoneum. 2. Inflammation of the peritoneum about the uterus, or peritonitis resulting from infection after metritis.

metrophlebitis (me"tro-fle-bi'tis) [Gr. *μήτρα* womb + *φλέψ* vein + *-ιτις* inflammation]. Inflammation of the veins of the womb.

metroptosia (me-trop-to'se-ah). Metroptosis.

metroptosis (me-trop-to'sis) [Gr *μήτρα* uterus + *πτῶσις* falling]. Prolapse of the uterus.

metrorrhagia (me-tror-a'je-ah) [Gr. *μήτρα* uterus + *ῥηγνύναι* to burst out]. An abnormal uterine hemorrhage. **m. myopath'ica,** uterine hemorrhage due to insufficient contraction of uterine muscles after childbirth.

metrorrhea (met-ror-e'ah) [Gr. *μήτρα* womb + *ῥοία* flow]. A free or abnormal uterine discharge.

metrorrhexis (met-ror-eks'is) [Gr. *μήτρα* womb + *ῥῆξις* rupture]. Rupture of the uterus.

metrorthosis (met-ror-tho'sis) [Gr. *μήτρα* womb + *ὀρθός* straight]. The rectification of a uterine displacement.

metrosalpingitis (me"tro-sal-pin-ji'tis) [Gr. *μήτρα* womb + *σάλπιγξ* tube]. Inflammation of the uterus and oviducts.

metroscirrhus (me-tro-skir'us) [Gr. *μήτρα* uterus + *σκίῤῥος* hardness]. Scirrhus of the uterus.

metroscope (me'tro-skōp) [Gr. *μήτρα* womb + *σκοπεῖν* to view]. An instrument for examining the uterus.

metrostaxis (me-tro-stak'sis) [Gr. *μήτρα* womb + *στάξις* a dripping]. A slight but persistent escape of blood from the uterus.

metrostenosis (me"tro-sten-o'sis) [Gr. *μήτρα* uterus + *στήνωσις* contraction]. Contraction or stenosis of the cavity of the uterus.

metrosteresis (me"tro-ste-re'sis) [Gr. *μήτρα* womb + *στέρησις* deprival]. Surgical removal of the uterus.

metrosynizesis (me"tro-sin-iz-e'sis) [Gr. *μήτρα* uterus + *συνίζησις* shrinking]. Adhesion of the uterus to nearby structures.

metrotherapy (met-ro-ther'ap-e) [Gr. *μέτρον* measure + *θεραπεῖα* treatment]. Treatment by measurement, *i. e.*, by demonstrating to the patient his improvement by means of accurate measurements of the increase in the voluntary movements of an impaired joint.

metrotome (me'tro-tōm) [Gr. *μήτρα* womb + *τέμνειν* to cut]. See *hysterotome*.

metrotomy (me-trot'o-me). Same as *hysterotomy*.

metrotoxin (me-tro-tok'sin). A substance from the pregnant uterus which is thought to exert an inhibitory action on the ovarian function.

metro-urethrotome (me"tro-u-re'thro-tōm) [Gr. *μέτρον* measure + *urethrotome*]. A urethrotome with a device which regulates the amount of cutting.

metrypercinesis (me-tri-per-sin-e'sis) [Gr. *μήτρα* uterus + *ὑπέρ* over + *κίνησις* movement]. Excessive severity of labor-pains.

metryperemia (me"tri-per-e'me-ah) [Gr. *μήτρα* uterus + *hyperemia*]. Congestion of the uterus.

metryperesthesia (me-tri-per-es-the'ze-ah) [Gr. *μήτρα* uterus + *hyperesthesia*]. Hyperesthesia of the uterus.

metryperkinesis. Same as *metrypercinesis*.

metrypertrophia (me-tri-per-tro'fe-ah) [Gr. *μήτρα* uterus + *hypertrophia*]. Hypertrophy of the uterus.

Metschnikoff, Metchnikof theory (metsh'nik-of) [Elie *Metschnikoff*, a Russian physiologist in Paris, the discoverer of phagocytes and phagocytosis, born 1845]. The theory of phagocytosis.

Mette's test (met'ēz) [Emil Ludwig Paul *Mette*, German physician of the nineteenth century]. See under *tests*.

Meyer's disease (mi'erz) [Hans Wilhelm *Meyer*. German physician, 1825–1896]. See *disease*.

Meyer's line, organ (mi'erz) [Georg Hermann v. *Meyer*, anatomist in Zurich, 1815–1892]. See *line* and *organ*

Meyer's theory (mi'erz) [Adolf *Meyer*, psychiatrist in Baltimore, born 1866]. See *theory*.

Meynert's bundle, commissure, fasciculus (mi'nerts) [Theodore *Meynert*, French physician, 1831–1892]. See *bundle, commissure, fasciculus*.

Meynet's nodes (ma-nāz') [Paul Claude Hyacinthe *Meynet*, French physician, 1831–1892]. See under *node*.

mezcalin (mez'ka-lin). A poisonous alkaloid, $C_{11}H_{17}NO_3$, in the form of a colorless alkaline oil from *Anhalonium lewinii*. It produces an intoxication with delusions of color and music.

mezereon, mezereum (me-ze're-on, me-ze're-um) [L.]. The plant *Daph'ne meze'reum*, a shrub of Europe. Its bark is diaphoretic, diuretic, and stimulant, and is used in rheumatism, syphilis, scrofula, and skin diseases, and as a stimulant to chronic ulcers. Dose, in substance, 5–15 gr. (0.333–1 gm.); of fluidextract, 2–5 min. (0.133–0.333 c c.).

M. F. D. Abbreviation for *minimum lethal dose* of a toxin.

M. flac. Abbreviation for L. *membra'na flac'cida*, Shrapnell's membrane.

M. ft. Abbreviation for L. *mistu'ra fi'at*, let a mixture be made.

Mg. The symbol of *magnesium;* also abbreviation for *milligram*.

$MgCl_2$. Magnesium chlorid.

MgO. Calcined magnesia.

$MgSO_4$. Magnesium sulphate.

M. H. D. Abbreviation for *minimum hemolytic dose*.

Mho (mo). The unit of electric conductivity.

miasm, miasma (mi'azm, mi-az'mah) [Gr. *μιασμα* stain]. A noxious effluvium or exhalation.

miasmatic (mi-az-mat'ik). Pertaining to miasma.

miasmatic-contagious (mi-az-mat''ik-kon-ta'jus). Exhibiting both miasmatic and contagious characteristics, as yellow fever and cholera.

Mibelli's disease (me-bel'ĕz) [Vittorio *Mibelli*, Italian dermatologist, 1860–1910]. Porokeratosis.

Mic. pan. Abbreviation for L. *mi'ca pa'nis*, bread crumb.

mica panis (mi'kah pa'nis). Latin for *bread crumb*.

micella (mi-sel'ah). See *micelle*.

micelle (mis-el'). A hypothetical vital unit of living matter, visible or invisible, made up of one or more molecules, and having the power of growth and division. See also *biophore* Similar terms which have been used in various theories are *bioplast, bioblast chondria, gemma, gemmule, idioblast, ideosome, microzyme, pangen, physiological unit, plastidule, protomere, somacule, tagmata*.

Michaelis-Gutmann bodies. See under *body*.

micracoustic (mi-krah-koos'tik) [Gr. *μικρός* small + *ἀκουστικός* acoustic]. 1. Rendering very faint sounds audible. 2 An instrument which renders faint sounds audible.

micranatomy (mi-kran-at'o-me) [Gr. *μικρός* small + *anatomy*]. Microscopic anatomy.

micranthin (mi-kran'thin). A crystalline alkaloid, $C_{36}H_{52}N_2O_6$, from *Daphnandra micrantha*.

micrazotol (mi-kra'zo-tol). An antiseptic preparation of boric acid, menthol, eucalyptol, etc.

micrencephalia (mi''kren-sef-a'le-ah) [Gr. *μικρός* small + *ἐγκέφαλος* brain]. Abnormal smallness of the brain.

micrencephalon (mi-kren-sef'al-on) [Gr. *μικρός* small + *ἐγκέφαλος* brain]. 1. Smallness of the brain; cretinism. 2. The cerebellum.

micrencephalous (mi-kren-sef'al-us). Having a small brain.

micro- [Gr. *μικρός* small]. A prefix signifying in general "small," and more specifically $1/10^6$

micro-aërophile, micro-aërophilic, micro-aërophilous (mi''kro-a'er-o-fil, -a-er-o-fil'ik, -a-er-of'il-us) [Gr. *μικρός* small + *aerophilous*]. Requiring only a small amount of free oxygen: said of bacteria.

microbacillary (mi''kro-bas'il-a-re). Same as *bacterial*.

microbacteria (mi-kro-bak-te're-ah). A class of bacteria practically the same as bacterium.

microbe (mi'krōb) [Gr. *μικρός* small + *βίος* life]. Any individual microorganism; a microphyte or microzoon: chiefly used as a synonym of vegetable microörganism.

microbemia (mi-kro-be'me-ah). Same as *microhemia*.

microbial (mi-kro'be-al). Pertaining to or caused by microbes.

microbian (mi-kro'be-an). 1. Pertaining to or of the nature of a microbe. 2. A microbe.

microbic (mi-kro'bik). Of or pertaining to microbes.

microbicidal (mi''kro-bis-i'dal) [*microbe* + L. *cæ'dere* to kill]. Destructive to microbes.

microbicide (mi-kro'bis-id) [*microbe* + L. *cæ'dere* to kill]. 1. An agent that destroys microbes. 2. Destructive to microbes.

microbicidin (mi''kro-bis-i'din). See *microcidin*.

microbiohemia (mi''kro-bi-o-he'me-ah) [Gr. *μικρός* small + *βίος* life + *αἷμα* blood]. A diseased condition resulting from the presence of microbes in the blood.

microbiologic (mi''kro-bi-o-loj'ik). Pertaining to microbiology.

microbiologist (mi''kro-bi-ol'o-jist). One expert and learned in the study of microbes.

microbiology (mi''kro-bi-ol'o-je) [Gr. *μικρός* small + *βίος* life + *λόγος* science]. The science which deals with the study of microörganisms, including bacteria, molds, and pathogenic protozoa. As generally employed the term is synonymous with bacteriology.

microbion (mi-kro'be-on). Microbe.

microbionation (mi''kro-be-o-na'shun). Same as *bacterination*.

microbiophobia (mi''kro-be-o-fo'be-ah) [*microbe* + Gr. *φόβος* fear]. A morbid dread of microbes.

microbioscope (mi-kro-bi'o-skōp) [Gr. *μικρός* small + *βίος* life + *σκοπεῖν* to see] A microscope for examining microbes or for studying living tissue

microbiosis (mi''kro-bi-o'sis). Infection by a microbe.

microbiotic (mi-kro-bi-ot'ik). 1. Microbic. 2. Having a short life.

microbism (mi'kro-bizm). Infestation with microbes **latent m.**, the presence in the body of inactive organisms which only await favorable conditions to become active.

microblast (mi'kro-blast) [Gr. *μικρός* small + *βλαστός* germ] An erythroblast of small size, *i. e.*, 5 *μ* or less in diameter. Cf *erythroblast*.

microblepharia, microblepharism, microblepharon, microblephary (mi''kro-blef-a're-ah, mi-kro-blef'ar-izm, mi''kro-blef'ar-on, mi''kro-blef'ar-e) [Gr. *μικρός* small + *βλέφαρον* eyelid]. Abnormal smallness of the eyelids.

microbrachia (mi-kro-bra'ke-ah) [Gr. *μικρός* small + *βραχίων* arm]. Abnormal smallness of the arms.

microbrachius (mi-kro-bra'ke-us) [Gr. *μικρός* small + *βραχίων* arm]. A fetus with preternaturally small arms.

microbrenner (mi-kro-bren'er) [Gr. *μικρός* small + Ger. *Brenner* burner]. A needle-pointed electric cautery.

microby (mi'kro-be). Same as *microbiology*.

microcalorie, microcalory (mi-kro-kal'o-re). The heat required to raise 1 c c. of distilled water from 0° to 1° C.

microcardia (mi-kro-kar'de-ah) [Gr. *μικρός* small + *καρδία* heart]. Smallness of the heart.

microcaulia (mi-kro-kaw'le-ah) [Gr. *μικρός* small + *καυλός* penis]. Abnormal smallness of the penis.

microcentrum (mi-kro-sen'trum) [Gr. *μικρός* small + *κέντρον* center]. The dynamic center of a cell; the center of the astral system.

microcephalia, microcephalism, microcephaly (mi''kro-sef-a'le-ah, mi-kro-sef'al-izm, mi''kro-sef'al-e) [Gr *μικρός* small + *κεφαλή* head]. Abnormal smallness of the head.

microcephalic, microcephalous (mi''kro-sef-al'-ik, mi-kro-sef'al-us) [Gr. *μικρός* small + *κεφαλή* head]. Having a small head.

microcephalus (mi-kro-sef'al-us) [Gr. *μικρός* small + *κεφαλή* head]. An idiot or fetus with a very small head.

microcheilia (mi-kro-ki'le-ah) [Gr. *μικρός* small + *χεῖλος* lip]. Abnormal smallness of the lips.

microchemical (mi-kro-kem'ik-al). Pertaining to microchemistry.

microchemistry (mi-kro-kem'is-tre) [Gr. *μικρός* small + *chemistry*]. Minute chemical investigation; chemistry which necessitates the use of the microscope.

microchiria (mi-kro-ki're-ah) [Gr. *μικρός* small + *χείρ* hand]. Abnormal smallness of the hands.

microcidin (mi-kro-si'din) [*microbe* + L. *cæ'dere* to kill]. A substance, $C_{10}H_7ONa$; sodium betanaphtholate: an external antiseptic; internally an antiseptic and antipyretic; administered in a 3 per cent. solution.

microclyster (mi'kro-klis-ter) [Gr. *μικρός* small + *clyster*]. A rectal injection of a small amount of substance.

microcnemia (mi-krok-ne'me-ah) [Gr. *μικρός* small + *κνήμη* tibia]. Abnormal shortness of the leg below the knee.

Micrococcus (mi-kro-kok'us) [Gr. *μικρός* small + *κόκκος* kernel]. 1. A minute bacterial coccus or cell form. 2. A genus of the Coccaceæ. The cells are arranged in irregular masses, are Gram-positive, and generally produce a yellow or orange pigment. **M. ac'idi lac'tici**, a coccus of fresh milk causing lactic-acid fermentation and a red color. It occurs in the form of large non-motile cocci. **M. ac'idi lac'tici liquefa'ciens**, a variety from cheesy butter, in oval, immotile cocci, often seen in pairs or tetrads. **M. aëro'genes**, a species from the alimentary canal. it occurs in oval, non-motile cocci. **M. ag'ilis**. Same as *Rhodococcus agilis*. **M. al'bus liquefa'ciens**, a species from the healthy nasal passages. Its cocci are oblong or spheric and non-motile. **M. amylov'orus**, a coccus which causes apple- and pear-blight· it produces a fermentation in saccharine solutions. The cocci are solitary and elongated. **M. aquat'ilis**, a species found in fresh water; the cocci are very minute and form irregular groups. **M. ascofor'mans**, a species found in the diseased pelvic tissues of the horse; it causes septicemia and inflammatory edema. See *bothryomycosis* The cocci are non-motile and paired. **M. auranti'acus**, a non-pathogenic micrococcus, in round or oval cocci, arranged in groups It produces yellow, slimy, knob-shaped cultures. **M. au'reus**, Same as *Staphylococcus pyogenes aureus* **M. billro'thii**, a species found in decaying bouillon. Its cultures give off a cheesy odor: it produces mucous fermentation in beet-juice. **M. bis'kra**, capsulated diplococci from pus of Biskra button. produces oriental sore in animals **M. botryog'enus**. Same as *M. asco-formans*. **M. can'dicans**. See *Staphylococcus candicans*. **M. capillo'rum**, a species from the scalp which changes the color of the hair The cocci are reddish yellow and form a zooglea. **M. capri'nus**, a species said to be the cause of a disease of goats called takosis. See *takosis*. **M. car'neus**, a kind from flowing water: it produces a red pigment. The cocci are non-motile and are arranged in clusters. **M. catarrha'lis**. See *Neisseria catarrhalis*. **M. ceras'inus sic'cus**, a variety from water, producing a dull-red pigment: in single or paired, immotile cocci. **M. ce'reus**. Same as *Staphylococcus cereus*. **M. chlori'nus**, a species which produces a yellowish-green pigment. The cocci are spheric. **M. cinnaba'reus**, a species from air and water: forms a brick-red pigment. **M. cit'reus**, a species found in water and in osteomyelitis, in rounded, non-motile cocci, single, paired, or in chains. It produces a dingy yellowish pigment. **M. concen'tricus**, a species from water forming irregular masses of non-motile cocci. **M. cremoi'des**, a species found in water, named from its creamy pigment; in clusters of non-motile cocci. **M. crepus'culum**, a form from putrefying liquids. The cocci are spheric or ovoid, sometimes forming a zoöglea. **M. cumula'tus ten'uis**, a non-pathogenic variety from healthy nasal mucus. It is seen in spheric masses of oblong, immotile cocci. **M. cya'neus**, a species found in the air: it forms a blue pigment on potato. The cocci are ellipsoid. **M. dif'fluens**, a saprophytic form found in air, dust, and feces. The cocci are elliptic. **M. endocardit'idis ruga'tus**, a pathogenic species found on the valvular vegetations of ulcerative endocarditis: in round cocci, single, paired, or in tetrads. **M. fervido'sus**, a species found in water: not pathogenic. The cocci are round, non-motile, and form pairs or small groups. **M. floc'cii**, a species found in the conjunctival sac: cocci spheric. **M. fla'vus conjuncti'væ**, a species from the human conjunctiva: pathogenic in rabbits. The cocci are spheric, immotile, single, paired, or in chains. **M. fla'vus de'sidens**, a species from air and water producing a brownish pigment. **M. fla'vus liquefa'ciens**, a species from air, water, and the air-passages, forming a yellow pigment. The cocci are non-motile, often in pairs or masses. **M. fla'vus tardigra'dus**, a species from air and water, producing a yellow pigment and forming masses of immotile spheric cocci. **M. fœt'idus**, an ill-smelling form from the nasopharynx and from rotting teeth. In cocci, sometimes paired or in chains. **M. fus'cus**, a species from water, forming non-motile cocci or short rods, and producing a dark brown pigment. **m. gazo'genes**, a minute, Gram-negative, non-sporulating coccus which is obligately anaerobic and is found abundantly in the mouths of many people. **M. gelatino'sus**, a species from milk, which it coagulates. The cocci are oval and hyaline. **M. ghidial'lii**, a species said to be destructive to the enteric fever germ. **M. gingi'væ pyo'genes**, a pathogenic species from the buccal cavity and alveolar abscesses. The cocci are single or paired, irregular, and non-motile. **M. gonorrhœ'æ**. See *Neisseria gonorrhœæ*. **M. hæmato'des**, a form from the hair of persons with red sweat, and also from the sweat of the armpit. It produces a red pigment. **M. intertri'ginis** (of Rossbach), a species said to be the cause of erythema intertrigo. **M. intracellula'ris meningit'idis**. See *Neisseria meningitidis*. **M. lanceola'tus**. See *Diplococcus lanceolatus*. **M. leucochromag'enes**, a species from the intestines of persons resident in the tropics. **M. liquefa'ciens conjuncti'væ**, a form from the normal human conjunctiva pathogenic to rabbits. The cocci are non-motile and are generally single. **M. loewenber'gii**, a species from the nose in ozena. actively pathogenic; in short, motile rods, often in pairs or chains. **M. lysodeik'ticus**, an organism found in the nasal cavity. It resembles a sarcine and is very susceptible to the lytic action of lysozyme. **m. mastit'idis**, a species which produces mastitis in cows, found in the milk and pus of inflamed udders of cows. It sours milk, but is not pathogenic to man. Its cocci are single or in pairs. **M. masto'bius**, a species from the milk of sheep with gangrenous mastitis pathogenic to sheep and rabbits. Its cocci are minute and non-motile, usually paired or in groups **M. meliten'sis**. See *Bacterium melitensis*. **M. meningit'idis**. See *Neisseria intracellularis meningitidis*. **M. mich'eli**, a species found in the follicles of trachoma. **M. nasa'lis**, a non pathogenic form from the nasopharynx: highly motile and forming diplococci or streptococci. **M. neofor'mans**, a pathogenic species from cancer, in the form of minute cocci, single, in pairs, or in short chains. **M. nitrif'icans**, a species from the soil, in spheric cocci: it changes various nitrogen compounds into nitrates. **Nocard's m.** See *M. mastobius* **Nuzum's m.**, an organism obtained from cancer of the breast which on animal inoculation causes the formation of a growth resembling alveolar carcinoma. **M. ochroleu'cus**, a motile species found in urine. Cultures produce a yellow pigment and give off a sulphurous odor. **m. of osteomyelitis**, a pathogenic form from osteomyelitis, believed to be the same as *Staphylococcus pyogenes aureus:* its cocci are immotile and single or in groups. **M. o'vis**, an organism resembling *Staphylococcus pyogenes albus*, from gangrenous mastitis in sheep. **M. parameliten'sis**, a distinct variety of *Micrococcus melitensis*, differing from it in its agglutinating reactions. **M. paratetra'genus**, a species found in the nasal cavities, and believed to cause acute coryza. **M. pasteu'ri**, a form from saliva, resembling the bacillus of Friedländer. **M. pflü'geri**, a species from decaying flesh and potatoes: seen as minute cocci, often forming a zoöglea. **M. pharyn'gis sic'cus**, a Gram-negative organism often found in the normal pharynx and recognized by its dry aërated colonies on simple culture-media. **M. plumo'sus**, a species from water, the cocci often forming a zoöglea. **M. pneumo'niæ**. See *pneumococcus*. **M. porcello'rum**, a pathogenic species from swine with hepatitis. **m. of progressive**

lymphoma, a highly pathogenic species from the sputum of pneumonia after measles and from the progressive lymphoma of animals. The cocci are non-motile, single or paired. **M. pyo'genes ten'uis,** a form from large abscesses. **M. radia'tus,** a species from air and water, in slightly motile cocci. **M. restit'uens,** a species that changes peptones into albumin. **M. rheumat'icus.** See *Streptococcus rheumaticus.* **M. rosenbach'ii,** a species from the pus of abscesses, resembling *Staphylococ'cus pyo'genes al'bus.* **M. roseta'ceus,** a species from aqueduct water, forming clusters of irregular, non-motile cocci. **M. ro'seus.** See *Rhodococcus roseus.* **M. saliva'rius sep'ticus,** a form from the sputum of puerperal septicemia in round or ovoid cocci. **Schütz's m.,** the organism which causes strangles in the horse. **M. tetra'genus.** See *Staphylococcus tetragenus.* **M. tetra'genus mob'ilis ventric'uli,** a variety from the stomach, in tetrads of motile encapsulated cocci. **M. tetra'genus subflav'us,** a form from nasal mucus, in flat, dirty white colonies of round or ovoid, non-motile cocci, grouped in fours. **M. u'ræ, ure'æ.** See *Staphylococcus ureæ.* **M. uri'næ al'bus, M. uri'næ fla'vus, M. uri'næ ma'jor,** three forms from the urine of cystitis, etc **M. urinal'bus,** a form from the urine of cystitis and pyelonephritis. **M. versat'ilis,** a species found in the healthy skin and in the viscera after death from yellow fever. **M. versic'olor,** a species from air and water, in pairs or masses of small cocci It produces an iridescent, yellowish-green pigment. **M. viniper'da,** a species found in spoiled wine **M. vir'dis flaves'cens,** a species from the lymph of varicella. **M. visco'sus,** a streptococcus from diseased wine. **M. viticulo'sus,** a species from air and water. The cocci are ovoid and form a dense zooglea. **M. weichselbaum'ii.** See *Neisseria* **M. xanthogen'icus,** a form from yellow-fever patients. **M. zymo'genes.** See *Streptococcus zymogenes*

microcolon (mi-kro-ko'lon). An abnormally small colon.

microcolony (mi'kro-kol-o-ne). A microscopic colony of bacteria

microcolorimeter (mi"kro-kol"o-rim'et-er) A colorimeter for use with small quantities of blood.

microconidium (mi-kro-ko-nid'e-um). The smaller form of conidium or exospore of certain of the higher parasitic fungi.

microcoria (mi-kro-ko're-ah) [Gr. *μικρός* small + *κόρη* pupil] Smallness of the pupil.

microcornea (mi-kro-kor'ne-ah) [Gr. *μικρός* small + *cornea*]. Unusual smallness of the cornea.

microcosmic (mi-kro-koz'mik) [Gr. *μικρός* little + *κόσμος* world]. Pertaining to or derived from the human body (man was formerly spoken of as the *microcosm,* or little world; that is, as an epitome of the universe). **m. salt.** See under *salt.*

microcoulomb (mi-kro-koo'lom). The one-millionth part of a coulomb.

microcoustic (mi-kro-koo'stik) [Gr. *μικρός* small + *ἀκούειν* to hear]. 1. Rendering feeble sounds audible. 2. An apparatus for such purpose.

microcrith (mi'kro-krith) [Gr. *μικρός* little + *crith*]. The weight of one atom of hydrogen.

microcrystalline (mi-kro-kris'tal-in) [Gr. *μικρός* small + *crystalline*]. Made up of minute crystals.

microcurie (mi-kro-ku're). One-millionth of a curie.

microcyst (mi'kro-sist) [Gr. *μικρός* small + *κύστις* cyst]. A very small cyst.

microcytase (mi-kro-si'tās). A cytase formed by microphages and capable of dissolving bacteria. See *macrocytase.*

microcyte (mi'kro-sīt) [Gr. *μικρός* small + *κύτος* cell]. 1. An undersized red blood-corpuscle. 2. A polymorphonuclear leukocyte.

microcythemia (mi"kro-si-the'me-ah) [*microcyte* + Gr. *αἷμα* blood]. A condition in which the red blood-corpuscles are undersized.

microcytosis (mi"kro-si-to'sis). Increase in the number of microcytes. Same as *microcythemia.*

microdactylia (mi"kro-dak-til'e-ah) [Gr. *μικρός* small + *δάκτυλος* finger]. Unusual smallness of the fingers and toes.

microdentism (mi-kro-den'tizm). The state of having teeth smaller than normal.

microdetermination (mi"kro-de-ter-min-a'shun). A chemical examination in which minute quantities of the substance to be examined are used.

microdissection (mi"kro-dis-ek'shun). Dissection of tissue or cells under the microscope.

microdont (mi'kro-dont) [Gr. *μικρός* small + *ὀδούς* tooth]. Having very small teeth.

microdontism (mi-kro-don'tizm) [See *microdont*]. Abnormal smallness of the teeth.

micro-dose (mi'kro-dōs). A very small dose.

micro-estimation (mi"kro-es-tim-a'shun). See *microdetermination.*

microfarad (mi-kro-far'ad). One-millionth of a farad.

microfilaria (mi"kro-fil-a're-ah). The larval state of filaria in the blood.

microgamete (mi-kro-gam'ēt) [Gr. *μικρός* small + *γαμέτης* spouse]. A "flagellum"; the conjugating male element of the plasmodium of malaria which fertilizes the macrogamete in the mosquito.

microgametocyte (mi"kro-gam-e'to-sīt) [Gr. *μικρός* small + *γαμέτης* spouse + *κύτος* cell]. A "crescent"; the male form of the malarial parasite which is transferred from man to the mosquito.

microgamy (mi-krog'am-e). Conjugation or fusion when the gametes are smaller than the somatic cells.

microgastria (mi-kro-gas'tre-ah) [Gr. *μικρός* small + *γαστήρ* stomach]. Congenital smallness of the stomach.

microgenesis (mi-kro-jen'es-is) [Gr. *μικρός* small + *γένεσις* generation]. Abnormally small development of a part.

microgenia (mi-kro-je'ne-ah) [Gr. *μικρός* small + *γένειον* chin]. Abnormal smallness of the chin.

microglia (mi-krog'le-ah). Non-neural cells of mesodermal origin, forming part of the adventitial structure of the central nervous system. In pathologic conditions they are recognizable as Nissl's bodies in general paralysis and as gitter cells. Cf. *oligodendroglia.*

microglossia (mi-kro-glos'e-ah) [Gr. *μικρός* small + *γλῶσσα* tongue]. Undersize of the tongue.

micrognathia (mi-krog-na'the-ah) [Gr. *μικρός* small + *γνάθος* jaw]. Unusual or undue smallness of the jaws.

microgram (mi'kro-gram) [Gr. *μικρός* small + Fr. *gramme*]. 1. A thousandth part of a milligram, or a millionth part of a gram, usually written μg. 2. A photograph of a microscopic object.

micrograph (mi'kro-graf) [see *micrography*]. 1. An instrument for recording extremely minute movements It acts by making a greatly magnified record on a photographic film of the minute motions of a diaphragm. 2. Same as *microgram.*

micrographia (mi-kro-gra'fe-ah) [Gr. *μικρος* small + *γράφειν* to write]. A reduction in the size of the lettering of the writer in comparison with his normal writing.

micrography (mi-krog'raf-e) [Gr. *μικρός* small + *γράφειν* to write]. 1. An account of microscopic objects. 2. The writing of very small letters. 3. Examination with the microscope.

microgyria (mi-kro-jir'e-ah) [Gr. *μικρός* small + *γῦρος* circle]. Abnormal smallness of the convolutions of the brain.

microhepatia (mi-kro-hep-at'e-ah) [Gr. *μικρός* small + *ἦπαρ* liver]. Smallness of the liver.

microhistology (mi″kro-his-tol′o-je) [Gr. *μικρός* small + *histology*]. Microscopic histology.

microhm (mi′krōm) [Gr. *μικρός* small + *ohm*]. One-millionth part of an ohm.

microkinematography (mi″kro-kin-e-mat-og′raf-e) [Gr. *μικρός* small + *κίνημα* movement + *γράφειν* to write]. The making of moving pictures of microscopic objects.

microlentia (mi-kro-len′she-ah). Microphakia.

microleukoblast (mi-kro-lu′ko-blast). Same as *myeloblast.*

microliter (mi′kro-le-ter) [Fr. *microlitre;* Gr. *μικρός* small + *liter*]. A thousandth part of a cubic centimeter or a millionth part of a liter, usually written *μl.*

microlithiasis (mi″kro-lith-i′as-is) [Gr. *μίκρος* small + *lithiasis*]. The formation of minute concretions in an organ.

micrology (mi-krol′o-je) [Gr. *μικρός* small + *λόγος* treatise]. A scientific account of microscopic objects.

micromania (mi-kro-ma′ne-ah) [Gr. *μικρός* small + *μανία* madness]. An insane belief that one's own body has become reduced in size.

micromazia (mi-kro-ma′ze-ah) [Gr. *μικρός* small + *μαζός* breast]. Abnormal smallness of the mamma.

micromegalopsia (mi″kro-meg-al-op′se-ah) [Gr. *μικρός* small + *μέγας* large + *ὄψις* vision]. The condition in which objects appear too small or too large or too small and too large by turns.

micromegaly (mi-kro-meg′al-e) [Gr. *μικρός* small + *μέγας* great]. Same as *progeria.*

micromelia (mi-kro-me′le-ah) [Gr. *μικρός* small + *μέλος* limb]. Abnormal smallness of the limbs.

micromelus (mi-krom′el-us) [Gr. *μικρός* small + *μέλος* limb]. A monster-fetus with undersized limbs.

Micromeria (mi-kro-me′re-ah). See *yerba buena.*

micrometer (mi-krom′et-er) [Gr. *μικρός* small + *μέτρον* measure]. An instrument for measuring objects seen through the microscope. **eye-piece m., ocular m.,** a micrometer to be used in connection with the eye-piece of a microscope. **stage-m.,** a micrometer fastened to the stage of a microscope.

micrometer (mi′kro-me-ter). Same as *micron.*

micromethod (mi-kro-meth′od). See *microdetermination.*

micrometry (mi-krom′et-re). The measurement of microscopic objects.

micromicro-. A prefix denoting $1/10^{12}$.

micromicron (mi-kro-mi′kron). The millionth part of a micron or 10^{-10} cm., represented by the symbol *μμ.*

micromillimeter (mik-ro-mil′im-e-ter). See *micron.*

micromotoscope (mi-kro-mo′to-skōp) [Gr. *μικρός* small + L. *mo'tio* motion + Gr. *σκοπεῖν* to view]. A device for photographing microscopic objects and showing their movements.

Micromyces (mi-krom′is-ēz) [Gr. *μικρός* small + *μύκης* fungus]. See *Streptothrix.*

micromyelia (mi″kro-mi-e′le-ah) [Gr. *μικρός* small + *μυελός* marrow]. Abnormal smallness of the spinal cord.

micromyeloblast (mi-kro-mi′el-o-blast). Same as *myeloblast.*

micromyelolymphocyte (mi″kro-mi″el-o-lim′fo-sīt). Same as *myeloblast.*

micron (mi′kron) [Gr. *μικρός* small]. One-millionth part of a meter or one-thousandth part of a millimeter; a micromillimeter. It is usually represented by the Greek letter *μ.*

microne (mi′krōn) [Gr. *μικρός* small]. Colloid particles varying in size from 10^{-9} to 10^{-5} cm. They are visible with a microscope. Compare *amicrone* and *submicrone.*

micronucleus (mi-kro-nu′kle-us) [Gr. *μικρός* small + *nucleus*]. A small nucleus.

microörchidia (mi-kro-or-kid′e-ah). See *microrchidia.*

microörganic (mi-kro-or-gan′ik). Pertaining to a microörganism.

microörganism (mi-kro-or′gan-izm) [Gr. *μικρός* small + *organism*]. Any minute animal or plant; a bacterium or protozoön.

microörganismal (mi-kro-or-gan-iz′mal). Pertaining to microorganisms.

microparasite (mi-kro-par′as-īt). A parasitic microörganism.

micropathology (mi″kro-path-ol′o-je) [Gr. *μικρός* small + *pathology*]. 1. The sum of what is known regarding minute pathologic changes. 2. The pathology of diseases caused by microörganisms.

micropenis (mi-kro-pe′nis). Abnormal smallness of the penis.

microphage, microphagus (mi′kro-fāj, mi-krof′-ag-us) [Gr. *μικρός* small + *φαγεῖν* to eat]. A phagocyte of small size; a small, actively motile, polynuclear leukocyte which causes phagocytosis of the bacteria of acute affections.

microphagocyte (mi-kro-fag′o-sīt) [Gr. *μικρός* small + *phagocyte*]. A phagocyte of the smaller type.

microphakia (mi-kro-fa′ke-ah) [Gr. *μικρός* small + *φακός* lens]. Abnormal smallness of the crystalline lens.

microphallus (mi-kro-fal′us) [Gr. *μικρός* small + *φαλλός* penis]. Abnormal smallness of the penis.

microphobia (mi-kro-fo′be-ah) [*microbe* + Gr. *φόβος* fear]. Insane dread of microbes.

microphone (mi′kro-fōn) [Gr. *μικρός* small + *φωνή* sound]. A device for rendering feeble sounds audible.

microphonia (mi-kro-fo′ne-ah) [see *microphone*]. Marked weakness of the voice.

microphonograph (mi-kro-fo′no-graf) [Gr. *μικρός* small + *φωνή* voice + *γράφειν* to record]. An instrument which magnifies and records delicate sounds it is used in training the deaf to speak.

microphonoscope (mi-kro-fo′no-skōp) [Gr. *μικρός* small + *φωνή* voice + *σκοπεῖν* to view]. A binaural stethoscope having a membrane in the chest-piece which accentuates the sound.

microphotograph (mi-kro-fo′to-graf) [Gr. *μικρός* small + *photograph*]. 1. A photomicrograph. 2. A photograph of microscopic size.

microphthalmia (mi-krof-thal′me-ah) [Gr. *μικρός* small + *ὀφθαλμός* eye]. Abnormal smallness of the eyes.

microphthalmus (mi-krof-thal′mus). 1. Same as *microphthalmia.* 2. A person with abnormally small eyes.

microphysics (mi-kro-fiz′iks) [Gr. *μικρός* small + *physics*]. The science which deals with the ultimate structure of matter, *i. e.,* with molecules, atoms, and electrons

microphyte (mi′kro-fit) [Gr. *μικρός* small + *φυτόν* plant]. Any microscopic plant.

microphytic (mi-kro-fit′ik). Pertaining to or caused by microphytes.

micropia (mi-kro′pe-ah). Same as *micropsia.*

microplasia (mi-kro-pla′ze-ah) [Gr. *μικρός* small + *πλάσσειν* to form]. Dwarfism.

microplastocyte (mi-kro-plas′to-sīt) [Gr. *μικρός* small + *plastocyte*]. An undersized blood-plate.

micropodia (mi-kro-po′de-ah) [Gr. *μικρός* small + *πούς* foot]. Abnormal smallness of the feet.

micropolariscope (mi″kro-po-lar′is-kōp). A microscope with a polariscope attached.

microprosopus (mi″kro-pros-o′pus) [Gr. *μικρός* small + *πρόσωπον* face]. A fetus with a small or undeveloped face.

microprotein (mi-kro-pro'te-in). The albuminous element of a bacillus.

micropsia (mi-krop'se-ah) [Gr. *μικρός* small + *ὄψις* vision]. A condition in which objects seen seem to be smaller than they really are.

micropsychia (mi-krop-si'ke-ah) [Gr. *μικρός* small + *ψυχή* soul]. Feebleness of mind.

micropus (mik'ro-pus) [Gr. *μικρός* small + *πούς* foot]. A person with abnormally small feet.

micropyle (mik'ro-pīl) [Gr. *μικρός* small + *πύλη* gate]. An opening through which the spermatozoön may enter the ovum.

microrchidia (mi-kror-kid'e-ah) [Gr. *μικρός* small + *ὄρχις* testicle]. Abnormal smallness of the testicle.

microrefractometer (mi"kro-re-frak-tom'et-er). A refractometer for the discovery of variations in the minute structure of blood-corpuscles.

microrrhinia (mi-kro-rin'e-ah) [Gr. *μικρός* small + *ῥίς* nose]. Abnormal smallness of the nose.

microscleous (mi-kros'kle-us) [Gr. *μικρός* small + *σκέλος* leg]. Short legged.

Microsco'lex modes'tus. An anilid worm found in a fistula in Switzerland.

microscope (mi'kro-skōp) [Gr. *μικρός* small + *σκοπεῖν* to view]. An instrument which magnifies minute objects for visual inspection. **binocular m.**, a microscope to be used with both eyes together. **compound m.**, one that contains two or more lenses. **corneal m.**, a specially prepared lens of high magnifying power for studying minute changes in the cornea and iris. **simple m.**, one which consists of a single lens, or of several lenses which act as one.

microscopic, microscopical (mi-kro-skop'ik, mi-kro-skop'ik-al). Pertaining to or visible only by the aid of the microscope.

microscopy (mi-kros'ko-pe) [Gr. *μικρός* small + *σκοπεῖν* to view]. Observation by means of the microscope. **clinical m.**, employment of the microscope in making clinical diagnoses.

microsection (mi-kro-sek'shun). An extremely thin section for examination with the microscope.

microseme (mi'kro-sēm) [Gr. *μικρός* small + *σῆμα* sign]. Having an orbital index of less than 83°.

Microsiphonales (mi"kro-si-fo-na'lēz). Trichomycetes.

microslide (mi'kro-slīd). The slide on which objects for microscopic examination are mounted.

microsmatic (mi-kros-mat'ik) [Gr. *μικρός* small + *ὀσμάειν* to smell] Having the sense of smell, but of relatively feeble development.

microsol (mi'kro-sol). A disinfectant mixture of copper sulphocarbolate, copper sulphate, sulphuric acid, and water: used in a 2 or 3 per cent. solution.

microsoma (mi-kro-so'mah) [Gr. *μικρός* small + *σῶμα* body]. A very low but not dwarfish stature.

microsomatia (mi-kro-so-ma'she-ah). Microsomia.

microsome (mi'kro-sōm) [Gr. *μικρός* small + *σῶμα* body]. One of the finely granular elements of protoplasm.

microsomia (mi-kro-so'me-ah) [Gr. *μικρός* small + *σῶμα* body]. An undersized state of the body.

microspectroscope (mi-kro-spek'tro-skōp) [Gr. *μικρός* small + *spectroscope*]. A spectroscope to be used in connection with a microscope for the examination of the spectra of microscopic objects.

microsphere (mi'kro-sfēr). Same as *centrosome*.

microsphygmia (mi-kro-sfig'me-ah) [Gr. *μικρός* small + *σφυγμός* pulse]. That condition of the pulse in which it is perceived with difficulty by the finger.

microsphyxia (mi-kro-sfiks'e-ah). Same as *microsphygmia*.

Microspira (mi-kros'pir-ah). A genus of bacteria of the family Spirillaceæ; the cells are rigid and have one, two, or three wavy polar flagella.

Microspirone'ma pal'lidum. Same as *Spirochæta pallida*.

microsplenia (mi-kro-sple'ne-ah) [Gr. *μικρός* small + *σπλῆν* spleen]. Smallness of the spleen.

microsplenic (mi-kro-sple'nik). Not marked by splenic enlargement.

microsporia (mi-kro-spo're-ah). Same as *Gruby's disease;* see under *disease*.

Microsporidium (mi"kro-spo-rid'e-um) [Gr. *μικρός* small + *sporidium*]. A genus or form of microorganisms, probably animals. Microsporidia infest the marsh-tortoise, and are found in silkworms diseased with pébrine.

Microsporon (mi-kros'po-ron) [Gr. *μικρός* small + *σπόρος* seed]. A genus of small-spored ringworm fungi which cause various diseases of the skin and hair. **M. audoui'ni,** one of the trichophyton fungi. It is the chief of the small-spored group and causes a form of tinea tonsurans. **M. feli'neum** and **M. lano'sum** (*M. ca'nis*) are of animal origin, but cause some infections in man. **M. flaves'cens,** a Brazilian organism found in the tinea of children by Parreiras Horta (1911). **M. fur'fur** is the cause of tinea versicolor. It appears in the form of large conidia, in regular masses of thirty or more, together with short, branched mycelia connecting the masses of conidia. **M. mentagroph'ytes,** a species found in the hair-follicles in sycosis. **M. minutis'simum,** the fungus which causes erythrasma. **M. tar'dum** is of human origin.



Microsporon (Rivas).

microsporosis (mi"kro-spo-ro'sis). A trichophytosis caused by one or more of the "small-spored" trichophyton fungi. **M. cap'itis.** See *tinea tonsurans*.

Microsporum (mi-kros'po-rum). Microsporon.

microstat (mi'kro-stat). The stage and finder of a microscope.

microstethophone (mi-kro-steth'o-fōn) [Gr. *μικρός* small + *στῆθος* chest + *φωνή* voice]. A proprietary form of stethoscope.

microstethoscope (mi-kro-steth'o-skōp) [Gr. *μικρός* small + *stethoscope*]. A form of stethoscope said to be constructed upon the principles of a telephone.

microsthenic (mi-kro-sthen'ik) [Gr. *μικρός* small + *σθένος* strength]. Having feeble muscular power.

microstomia (mi-kro-sto'me-ah) [Gr. *μικρός* small + *στόμα* mouth]. Undue smallness of the mouth.

microsyringe (mi-kro-sēr'inj). A syringe fitted with a screw-thread micrometer head for the accurate control of minute syringe measurements.

microtechnic (mi-kro-tek'nik). The construction and manipulation of the microscope.

microtia (mi-kro'she-ah) [Gr. *μικρός* small + *οὖς* ear]. Undersize of the external ear.

microtome (mik'ro-tōm) [Gr. *μικρός* small + *τέμνειν* to cut]. An instrument for cutting thin slips for microscopic study. **freezing m.,** a microtome for cutting frozen sections. **rocking m.,** a microtome in which the specimen is held in the end of a lever which passes up and down over a stationary knife.

microtomy (mi-krot'o-me) [Gr. *μικρός* small + *τέμνειν* to cut]. The cutting of thin sections.

Microtrobid'ium akamu'shi. Same as *Trombicula akamushi*.

micro-unit (mi-kro-u'nit). A unit of small measurements.

microvivisection (mi''kro-viv-is-ek'shun). Microdissection.

microvolt (mi'kro-volt) [Gr. *μικρός* small + *volt*]. One-millionth part of a volt.

microvolumetry (mi''kro-vol-u'met-re). Vierordt's term for the counting of the cells of any body fluid.

microxycyte (mi-krok'se-sīt) [Gr. *μικρός* small + *ὀξύς* sharp, acid + *κύτος* cell]. Any finely granular oxyphil cell.

microxyphil (mi-kroks'e-fil). Same as *microxycyte*.

microzoaria (mi-kro-zo-a're-ah) [Gr. *μικρός* small + *ζῷον* animal]. A general term for all microorganisms.

microzoön (mi-kro-zo'on), pl. *microzo'a* [Gr. *μικρός* small + *ζῷον* animal]. Any microscopic animal organism.

microzyme (mi'kro-zīm) [Gr. *μικρός* small + *ζύμη* leaven]. See *micelle*

micturition (mik-tu-rish'un) [L. *micturi're* to urinate]. The passage of urine.

midaxilla (mid-aks-il'ah). The center of the axilla.

midbody (mid'bod-e). A body or a mass of granules developed in the equatorial region of the spindle during the anaphase of mitosis.

midbrain (mid'brān). The mesencephalon.

midcarpal (mid-kar'pal). Between the two rows of bones of the carpus.

middlepiece (mid'el-pēs). 1. The part of a horse between the fore- and hind-quarters. 2. The portion of a spermatozoön between its head and flagellum.

midfrontal (mid-fron'tal). Pertaining to the middle of the forehead.

midge (mij). A small dipterous insect. See also *mite*. **owl m.** See *Phlebotomus*.

midgracile (mid-gras'il). Median and gracile: noting the median gracile sulcus.

midgut (mid'gut) The mesogaster; an embryonic structure whence the jejunum and ileum are developed.

midoccipital (mid-ok-sip'it-al). Pertaining to the middle of the occiput.

midpain. Pain occurring between the menstrual periods

midperiphery (mid-per-if'er-e). The middle zone of the retina.

midpiece (mid'pēs). The precipitated globulin fraction in complement splitting.

midriff (mid'rif). The diaphragm.

midrol (mid'rol). A mydriatic in the form of white crystals, the iodomethylate of phenylpyrazon.

midsection (mid-sek'shun). A cut through the middle of any organ.

midsternum (mid-ster'num). See *mesosternum*.

midtarsal (mid-tar'sal). Between the two rows of bones of the tarsus.

midtegmentum (mid-teg-men'tum). The median or central part of the tegmentum.

midventricle (mid-ven'trik-el). The cavity of the midbrain or mesencephalon.

midwife (mid'wīf). A woman who delivers parturient women.

midwifery (mid'wi-fer-e). See *obstetrics*.

Mierzejewski effect (mēr-ze-jew'ske). See under *effect*.

Miescher's tubes (me'sherz) [Johann Friedrich *Miescher*, Swiss pathologist, 1811–1887]. See under *tube*.

Miescheria (me-she're-ah) [after *Miescher*]. A genus of sarcosporidia. *M. mu'ris* infests the muscles and livers of domestic and other animals, and has been found in human subjects, producing what are called *Miescher's tubules*. See under *tubule*.

migrainator (mig-rān-a'tor). An instrument for the relief of migraine by compressing the head.

migraine (me-grān') [Gr.]. A nervous affection marked by a periodic headache, often one-sided, and accompanied by nausea, vomiting, and various sensory disturbances. **fulgurating m.**, violent migrane developing abruptly. **ophthalmic m.**, migraine accompanied by amblyopia or other visual disturbance. **ophthalmoplegic m.**, periodic migraine followed by ophthalmoplegia.

migrainin (mig-rān'in). A patented headache remedy, phenazone-caffein-citrate, said to contain antipyrin (85 per cent.), caffein (9 per cent), and citric acid (5 per cent). Dose, 15 gr. (1 gm.).

migrating (mi'grat-ing) [L. *mi'grans*]. Moving from place to place; occupying successively different parts of the same organ.

migration (mi-gra'shun) [L. *migra'tio*]. 1. An apparently spontaneous change of place. 2. The movement of leukocytes through the walls of the vessels. **external m.**, the passage of an ovum from the ovary to the oviduct of the opposite side without passing through the uterus. **internal m.**, the passing of an ovum from an ovary into the uterus in the normal way, followed by its entry into the opposite oviduct. **m. of leukocytes**, the passage of white corpuscles through the wall of a vessel. **m. of the ovum**, the passage of the ovum from the ovary.

migrol (mig'rol). A proprietary headache remedy composed of caffein, guaiacetin, and sodium bicarbonate.

migrophen (mig'ro-fen). A proprietary combination of quinin and lecithin for headache.

migrosine (mig'ro-sin). A proprietary remedy for migraine: menthol dissolved in acet c ether.

mikro-. For words thus beginning, see *micro-*.

mikron (mi'kron), p . *mi'kra*. Same as *micron*.

Mikulicz's cells, disease, drain, operation, etc (mik'u-litsh) [Johann von *Mikulicz*-Radechi, Polish surgeon, 1850–1905]. See under the nouns.

mil. (mil). A contraction for milliliter, the one-thousandth part of a liter. This term is used in the U. S. P. as equivalent to cubic centimeter

milammeter (mil-am'et-er). Same as *milliamperemeter*.

milanol (mil'an-ol). Trade name for trichlorbutylmalonate of bismuth.

milchlin (miltsh'lin). A preparation of skimmed milk approaching whole milk in composition.

mildew (mil'du). A parasitic fungus of many species; also a plant disease caused by it.

mildiol (mil'de-ol). A disinfectant containing creosote and a petroleum derivative.

milfoil (mil'foil). Yarrow. See *Achillea*.

Milian's sign (meel-yaz') [*Milian*, contemporary French physician]. See *sign*.

miliaria (mil-e-a're-ah) [L. *mil'ium* millet]. An acute inflammation of the sweat-glands, characterized by the formation of patches of small red papules and vesicles, with intense itching and burning of the skin. The disease is due to excessive sweating, and occurs in hot weather. Called also *m. ru'bra* and *prickly-heat*. **m. al'ba, m. crystalli'na,** miliaria in which the contents of the vesicles are opaque and white. Called also *sudamina crystallina*. **m. ru'bra.** See *miliaria*.

miliary (mil'e-a-re) [L. *milia'ris* like a millet-seed]. 1. Resembling a millet-seed. 2. Characterized by the formation of lesions resembling millet-seeds.

milieu (mēl-yew') [Fr.]. Surroundings; environment.

milium (mil'e-um), pl. *mil'ia* [L. "millet-seed"]. A small whitish nodule in the skin, especially of the face. Milia are usually retention-cysts of sebaceous glands or hair-follicles. **colloid m.**, a

small yellowish papule in the corium of the skin which is the seat of a colloid degeneration.

milk (milk) [L. *lac*]. The fluid secretion of the mammary gland forming the natural food of young mammals **acidophilus m.**, milk fermented with cultures of *Lactobacillus acidophilus:* used in gastro-intestinal disorders to modify the bacterial flora of the intestinal tract. **adapted m.**, milk specially modified so as to adapt it to the child's digestive capacity. **after-m.**, the stripping, or last milk taken at any one milking. **albumin m.**, Finkelstein's specially prepared milk, poor in lactose and salts and rich in casein and fat. **m. of asafetida**, emulsion of asafetida. **bacillary m.**, a proprietary milk fermented with a pure culture of *Lactobacillus bulgaricus*. **m. of bismuth**, a 6 per cent. suspension of basic bismuth carbonate. **bitter m.**, milk may be bitter in taste when first drawn because of bitter herbs in the feed or it may become bitter later from the growth of certain microorganisms. **blue m.**, milk made blue in color by the action of bacteria, usually *Pseudomonas cyanogenes* **Budd m.**, **buddeized m.**, milk sterilized by adding hydrogen dioxid and heating, so as to decompose the dioxid and liberate the oxygen. **butter-m.** 1. The milk that is left after churning cream and removing the butter. 2. Milk that has been curdled by inoculating it with certain cultures of microorganisms. If properly done it looks and tastes like true buttermilk. **cancer m.**, a viscid opaque granular fluid which may be scraped from the surface of a carcinoma which has undergone fatty degeneration **casein m.**, a prepared milk containing very little salts and sugars and a large amount of fat and casein. **certified m.**, milk whose purity is certified by a committee of physicians or a medical milk commission. **condensed m.**, milk which has been partly evaporated and sweetened with sugar. **m. crust.** See *crusta lactea*. **m.-cure**, the treatment of diseases by a diet of milk or of preparations of milk **diabetic m.**, milk containing a small percentage of lactose **dialyzed m.**, milk from which the sugar has been abstracted by being passed by dialysis through a parchment membrane **fore-m.** 1. The first milk that is taken at any milking. 2. Same as *colostrum*. **fortified m.**, milk made more nutritious by the addition of cream or white of egg **homogenized m.**, milk so treated that the fats become intimately combined with the general body of the milk: the emulsified particles of fat are made so minute that the cream does not separate. **m. of iron**, water which contains freshly precipitated ferric phosphate. **laboratory m.**, milk prepared according to a special formula. **m. leg**, phlegmasia alba dolens. **m. of magnesia**, magnesium hydroxid held in permanent suspension in a liquid used as an antacid. **modified m.**, the cream of cow's milk mixed with water and lactose in the proper proportions: used for infant feeding. **perhydrase m.**, milk to which hydrogen dioxid has been added. **protein m.**, a modified milk preparation having a relatively low content of carbohydrate and fat and a relatively high protein content. **red m.** may be due to blood, to eating madder root, or to the growth of Erythrobacillus prodigiosus or other microorganisms. **ropy m.**, milk which has become viscid so that it can be drawn out into threads. It is usually caused by the growth of *Bacillus lactis viscosi* and is eaten as a delicacy in Norway. **salvarsan m.**, the milk from a goat that has received injections of salvarsan: used in treating syphilis in children. **Schloss m.**, a modified milk containing the same proportion of salts and fat as human milk. The formula is: 20 per cent. cream, 140 c.c.; full milk, 140 c.c.; water, 700 c.c.; potassium chlorid, 0.2 gm.; dextrin and maltose, 50–70 gm.; nutrose, 5 gm. **skimmed m.**, milk from which the cream has been removed. **sour m.**, milk containing lactic acid, produced by the action of lactic-acid bacteria. **m. of sulphur**, precipitated sulphur. **uterine m.**, a white milky substance between the villi of the placenta of the gravid uterus. **uviol m.**, milk sterilized by the action of ultraviolet rays. **virgins' m.** See *lac virginale*. **Walker-Gordon m.**, a proprietary form of modified milk. **yoghurt m.**, a form of sour milk used in Bulgaria and containing lactic-acid bacilli, the most important of which is the *Lactobacillus bulgaricus*. It is used in fermentative conditions of the digestive tract.

milkine (milk'ĕn). A yellow powder prepared from cow's milk, malted cereals, beef, calcium hydroxid, and sodium chlorid.

milking (mil'king). The pressing out of the contents of a tubular part; such as the urethra, by running the finger along it.

milk-leg. Phlegmasia alba dolens.

milkpox (milk'poks). See *amaas*.

milk sick. Poisoning by white snakeroot, *Eupatorium urticæfolium*.

milk-sickness. See *trembles*.

milk-spot (milk'spot). 1. A white spot sometimes observed on serous membrane. 2. A white mucous patch of secondary syphilis.

milk-tooth. A deciduous tooth. See under *tooth*.

milkweed (milk'wēd). Any plant of the genus *Asclepias*.

milkwort (milk'wert). See *Polygala*.

Mill's disease (milz) [Charles K. *Mills*, neurologist in Philadelphia, born 1845]. See *disease*.

Millar's asthma (mil'arz) [John *Millar*, British physician, 1735–1801]. See under *asthma*.

Millard's test (mil'ards) [Henry B. *Millard*, American physician, 1832–1893] See under *tests*.

Millard-Gubler syndrome (me-yar-gēb'ler) [August L. J. *Millard*, French physician, 1830–1915; see *Gubler*]. Hemiplegia alternans.

millefolium (mil-e-fo'le-um). A homeopathic preparation of *Achil'lea millefo'lium*.

milli-. A prefix denoting 1/1000.

milliampere (mil''e-am-pār') [Fr.]. One-thousandth part of an ampere.

milliamperemeter (mil''e-am-pār'mē-ter). An instrument for measuring the strength of an electric current in milliamperes.

millibar (mil'ib-ar). One-thousandth part of a bar.

millicurie (mil-ik-u're). A unit of radio-activity which is the amount of radium emanation equal to that of a milligram of radium.

milligram (mil'ig-ram) [L. *mil'le* thousand + *gram*]. One-thousandth part of a gram. **m.-hour**, the amount of radium exposure produced by the application of 1 milligram of radium for one hour. The American unit is based on 1 mg. of radium element, the English unit on 1 mg. of radium bromid (containing about 50 per cent. of the element); the latter is therefore about half the strength of the American unit. Called also *milligramage*.

milligramage (mil'ig-ram-aj). Same as *milligram-hour*.

milliliter (mil'e-le-ter) [Fr. *millilitre* + L. *mil'le* + *liter*] One-thousandth part of a liter, usually abbreviated *ml*.

millimeter (mil'im-e-ter) [L. *mil'le* thousand + *meter*]. One-thousandth part of a meter.

millimicro-. A prefix denoting $1/10^9$.

millimicron (mil-im-i'kron). A thousandth part of a micron, a millionth part of a millimeter or 10^{-7} cm. It is usually abbreviated mμ.

millimol (mil'im-ol). One-thousandth part of a gram-molecule.

millimu (mil'e-mu). Same as *millimicron*.

milling (mil'ing). In dentistry, the securing of a proper occlusion of artificial dentures by having the patient grind the teeth.

millinormal (mil-in-or'mal) [L. *mil'le* thousand + *normal*]. Having one-thousandth part of what is normal.

millions (mil'yunz). A name applied to various small fish that devour mosquito larvæ. See *Acanthophacetus, Girardinus, Lebistes.*

milliphot (mil'if-ot). The practical unit of illumination being 0.001 phot and approximately one foot-candle.

Millon's reagent, test (mil'onz) [Auguste N. E. *Millon*, French chemist, 1812–1867]. See under *reagent* and *tests.*

Mills-Reincke phenomenon (milz-rīnk'e) [Hiram F. *Mills*, American engineer; J. J. *Reincke*, German physician]. See *phenomenon.*

milossin (mi-los'in). A crystalline substance from the leaves of *Tax'us bacca'ta*, or yew tree.

milphæ (mil'fe). Loss of eyebrows or eyelashes.

milphosis (mil-fo'sis). Milphæ.

Milroy's disease (mil'roys) [W. F. *Milroy*, American physician, born 1855]. See under *disease.*

milt-sickness (milt'sik-nes). Splenic disease in cattle.

Milzbrand (milts'brahnt) [Ger.]. Anthrax.

mimesis (mim-e'sis). The simulation of one disease by another.

mimetic (mi-met'ik) [Gr. *μιμητικός*]. Marked by simulation of another disease.

mimic (mim'ik). Same as *mimetic.*

mimmation (mim-a'shun). The habitual insertion of the "m" sound in speech in places where it does not belong.

mimosis (mim-o'sis). Mimesis.

min. An abbreviation for L. *min'imum*, a minim.

mind-blindness. See *blindness.*

mind-cure. Treatment of disease by impression or influences directed toward the mind of the patient, without the use of medicine.

mind-deafness. See *deafness.*

Mindererus, spirit of (min-der-e'rus) [Raimond *Minderer*, German physician, 1570 (?)–1621]. Solution of ammonium acetate.

mind-pain (mīnd'pān). Same as *psychalgia.*

mineral (min'er-al) [L. *minera'le*]. A non-organic homogeneous substance. **crystal m.**, fused potassium nitrate. **kermes m.**, antimony oxysulphid. **turpeth m.**, yellow subsulphate of mercury.

miners' elbow. See *elbow.* **m. phthisis.** See *phthisis.*

mingin (min'jin). A nitrogenous compound, $C_{13}H_{18}N_2O_2$, found in small amounts in the urine.

minify (min'if-i) [L. *mi'nus* less]. To render less; to diminish. The opposite of magnify.

minim (min'im) [L. *min'imum* least]. One-sixtieth part of a fluidram; often used as a synonym of drop.

minimal (min'im-al) [L. *min'imus* least]. The smallest or least; the smallest possible.

minimum (min'im-um) [L. "smallest"]. The smallest amount or lowest limit. **m. audib'ile**, the auditory threshold. See under *threshold.* **m. sensib'ile**, the threshold of consciousness. See under *threshold.*

Minin light (min'in) [A. V. *Minin*, contemporary Russian surgeon]. See *light.*

minium (min'e-um) [L.]. Lead tetroxid, Pb_3O_4: red lead.

Minkowski's figure, method (min-kov'skēz) [Oskar *Minkowski*, Russian physician, born 1858]. See *figure* and *method.*

Minkowski-Chauffard syndrome (min-kow'-ske-sho-far'). See *hemolytic jaundice*, under *jaundice.*

minstra (min-strah') [Ital.]. A liqueur, or cordial, prepared at Soresina, Italy.

mint (mint). See *Mentha.* **horse m.** See *Monarda.*

minuthesis (min-u'thes-is). A decrease in the psychophysical sensitivity of a sense organ due to stimulation of that organ; fatigue.

miocardia (mi-o-kar'de-ah) [Gr. *μείων* less + *καρδία* heart]. The contraction of the heart; systole.

miodidymus, miodymus (mi-o-did'im-us, mi-od'-im-us) [Gr. *μείων* less + *δίδυμος* twin]. A fetus with two heads joined at the occiputs.

mionectic (mi-o-nek'tik) [Gr. *μειονεκτικός* disposed to take too little]. Taking up less than the average amount of oxygen, *i. e.*, less than 70 per cent. Cf *mesectic* and *pleonectic.*

miophone (mi'o-fōn) [Gr. *μείων* less + *φωνή* sound]. A microphone for testing the muscles.

mioplasmia (mi-o-plaz'me-ah) [Gr. *μείων* less + *πλάσμα* plasma]. Abnormal decrease in the amount of plasma in the blood.

miopragia (mi-o-pra'je-ah) [Gr. *μείων* less + *πράσσειν* to perform]. Decreased functional activity.

miopus (mi'o-pus) [Gr. *μείων* less + *ὤψ* face]. A fetal monster with two fused heads, one face being rudimentary.

miosis (mi-o'sis) [Gr. *μείωσις*]. 1. Excessive contraction of the pupil. 2. The process in the maturation of the germ cells by which the chromosome number is reduced from diploid to haploid **irritative m.** Same as *spastic m* **paralytic m.**, miosis due to paralysis of the dilator of the iris. **spastic m.**, miosis due to spasm of the sphincter pupillæ. **spinal m.**, miosis occurring in spinal diseases.

miostagmin (mi-o-stag'min) [Gr. *μείων* less + *στάγμα* drop]. A specific substance in the blood-serum of infected animals which will combine with antigen to lower the surface tension of the mixture. **m. reaction.** See *reaction.*

miotic (mi-ot'ik). 1. Causing the pupil to contract. 2. An agent that causes the pupil to contract. The chief miotics are arecolin, eserin, morphin, muscarin, nicotin, physostigmin, and pilocarpin. 3. Affected with miosis. 4. Marked by miosis (2d def.).

miracidium (mi-ras-id'e-um), pl. *miracid'ia* [Gr. "a little boy"]. The ciliated, free swimming larva of a fluke.

mire (mēr) [Fr.; L. *mira're* to look at]. A reflector for use in an ophthalmometer.

mirion (mir'e-on). A proprietary yellow fluid, containing 1.7 per cent. of iodin: used in the treatment of syphilis.

mirmol (mir'mol). A mixture of phenol and formaldehyd: used as an application to ulcers and cancerous growths.

mirror (mir'or) [Fr. *miroir*]. A polished surface that reflects light or creates visible images of objects in front of it. **concave m.**, one with a concave reflecting surface. **convex m.**, one with a convex reflecting surface. **frontal m.**, **head-m.**, a circular mirror strapped to the head: used especially in connection with the laryngoscope or rhinoscope. **plane-m.**, one with a flat reflecting surface. **m.-speech**, speech in which words are spoken backward. **m.-writing**, the writing of letters and words in reversed form, as if they were seen in a mirror.

miryachit (mir-e'ah-shit) [Russ.]. A variety of palmus, or jumping disease, prevalent in Russia.

miscarriage (mis-kar'ij). Abortion; premature expulsion of the fetus; birth of the fetus before the twenty-eighth week.

miscarry (mis-kar'e). To give birth to a fetus before it is viable.

misce (mis'e). Latin for *mix.*

miscegenation (mis"e-jen-a'shun) [L. *misce're* to mix + *ge'nus* race]. The intermarriage or union of persons of different races, or the procreation of persons of mixed race.

miscible (mis'i-bl). Susceptible of being mixed.

miserere mei (miz-er-e're me'i) [L. "have mercy on me"]. An old name for volvulus or intestinal colic.

misocainia (mi-so-ki'ne-ah) [Gr. *μισεῖν* to hate + *καίνος* new]. Hatred of new ideas.

misogamy (mi-sog'am-e) [Gr. *μισεῖν* to hate + *γάμος* marriage]. Morbid aversion to marriage.

misogyny (mi-soj'in-e) [Gr. *μισεῖν* to hate + *γυνή* woman]. Insane dislike of women.

misoneism (mi-so-ne'izm) [Gr. *μισεῖν* to hate + *νέος* new]. Morbid dislike of new things or new ideas.

misopedia, misopedy (mi-so-pe'de-ah, mis-op'-e-de) [Gr. *μισεῖν* to hate + *παῖς* child]. Morbid dislike of children.

Mist., mist. An abbreviation for L. *mis'tura*, a mixture.

mistletoe (mis'el-to). A parasitic plant, *Vis'cum al'bum*, with nervine leaves. Dose, 10–60 gr. (0.6–4 gm.). An American species, *Phoraden'dron flaves'cens*, is aperient and antispasmodic, and is said to be a better oxytocic than ergot.

mistura (mis-tu'rah). Latin for *mixture*. **m. ammoni'aci**, mixture or milk of ammoniac. Dose, 4–8 fl.dr. (16–32 c.c.). **m. amyg'dalæ**, mixture or milk of almonds. Dose, 2–4 fl.dr. (8–16 c.c.). **m. asafœt'idæ**, mixture or milk of asafetida. Dose, 4–8 fl.dr. (16–32 c.c.). **m. chlorofor'mi**, chloroform mixture anodyne and stimulant. Dose, 1–2 fl.dr. (4–8 c.c.). **m. copa'ibæ compos'ita**, the compound mixture of copaiba. Dose, 1–4 fl.dr. (4–16 c.c.). **m. cre'tæ** (U. S. P.), chalk mixture antacid. Dose, 2–4 fl.dr. (8–16 c.c.). **m. fer'ri aromat'ica**, aromatic iron mixture. Dose, ½–1 fl.oz. (16–32 c.c.). **m. fer'ri compos'ita**, compound mixture of iron. Dose, 1–2 fl oz. (32–64 c.c.). **m. fer'ri et ammo'niæ aceta'tis**. See *liquor ferri*, etc. **m. glycyrrhi'zæ compos'ita** (U. S. P.), compound mixture of licorice; brown mixture. Dose, 1–2 fl.oz (32–64 c.c.). **m. guai'aci**, mixture or emulsion of the resin of guaiacum. Dose, ½–2 fl.oz. (16–64 c.c.). **m. magne'siæ et asafœt'idæ**, milk of magnesia and asafetida. Dose, ½–4 fl.dr. (2–16 c.c.). **m. o'lei ric'ini**, castor-oil mixture. Dose, ½–2 fl oz. (16–64 c.c.). **m. potas'sii citra'tis**, mixture of the citrate of potassium. Dose, ½–1 fl.oz. (16–32 c.c.). **m. rhe'i et so'dæ**, mixture of rhubarb and soda. Dose for children, 30–60 min. (2–4 c.c.). **m. scammo'nii**, mixture of scammony. Dose, 1–2 fl oz. (32–64 c.c.). **m. sen'næ compos'ita**, compound mixture of senna. **m. spir'itus vi'ni gal'lici**, mixture of brandy. Dose, 1–2 fl.oz. (32–64 c.c.). **m. splenet'ica**, Gadberry's mixture quinin sulphate, 4.2; potassium nitrate and ferrous sulphate, each, 1.4; nitric acid, 1 4; water to make 100 It is tonic and antiperiodic. Dose, 1 dr. (4 gm.).

Mit. Abbreviation for L. *mit'te*, send.

mitagglutinin (mit-ag-lu'tin-in). Same as *coagglutinin*.

mitapsis (mit-ap'sis) [Gr. *μίτος* thread + *ἅψις* joining]. The fusion of the chromatin granules in the final stage of cell conjugation

Mitchell's disease, treatment [S. Weir *Mitchell*, Philadelphia neurologist, 1830–1914]. See under *disease* and *treatment*.

Mitchell's solution (mitsh'elz) [James F. *Mitchell*, American surgeon, born 1871]. See *solution*.

mite (mīt). Any member of the order Acarina except the ticks (Ixodidæ). The mites are minute animals, related to the spiders, and are parasitic on man and domestic animals, producing various irritations of the skin (acariasis). Mites important in medicine are *Sarcoptes, Psoroptes, Dermodex, Leptus, Trombidium, Trombicula, Dermanyssus, Peaiculoides, Tyroglyphus, Chorioptes, Otodectes*, and *Cnemidocoptes*. **auricular m.** See *Otodectes*. **bird m., chicken m.** See *Dermanyssus*. **depluming m.** See *Cnemidocoptes gallinæ*. **flour m.** See *Tyroglyphus*. **follicle m.** See *Demodex*. **fowl m.** See *Dermanyssus*. **harvest-m.** See *Leptus*. **itch-m.** See *Sarcoptes*. **kedani m.** See *Trombicula akamushi*. **louse m.** See *Pediculoides*. **mange m.** See *Sarcoptes*. **meal m.** See *Tyroglyphus*. **mower's m.** See *Leptus*. **poultry m.** See *Dermanyssus*. **red m.** See *bête rouge*. **scab m.** See *Psoroptes*. **snout m.**, Bdella cardinalis. **spinning m.**, Bryobia prætiosa. **straw m.** See *Pediculoides*.

mithradatism, mithridatism (mith-rad'ah-tizm, mith-rid'at-izm) [after *Mithridates*, king of Persia, who took poisons so as to become immunized against them]. Immunity against the effects of poisons procured by the administration of gradually increasing doses of the poison itself.

mitigate (mit'ig-āt) [L. *mitiga're* to soften]. To moderate; to render milder.

mitin (mi'tin). A liquid emulsion of fats to which additional unemulsified fat has been added: used in skin diseases.

mitis (mi'tis). Latin for *mild*.

mitochondria (mit-o-kon'dre-ah) [Gr. *μίτος* thread + *χόνδρος* cartilage]. Small granules or rod-shaped structures found in differential staining in the cytoplasm of cells. The granular forms are called *chondriosomes*; the rod-shaped or filamentous forms are *chondriocontes* or *chondriomites*. Similar terms are: *plastochondria, plastoconts, plastomeres, plastosomes, thread granules*.

mitokinetic (mit"o-kin-et'ik) [Gr. *μίτος* thread + *κίνησις* motion]. A term applied to the force existing in the kinoplasm of a cell which produces the achromatic spindle in karyokinesis.

mitoma, mitome (mit-o'mah, mi'tōm) [Gr *μίτος* thread]. A thready network of the protoplasm of a cell; the more solid portion of cell protoplasm.

mitoplasm (mit'o-plazm) [Grr *μίτος* thread + *πλάσσειν* to form]. The chromatic substance of a cell nucleus.

mitoschisis (mit-os'kis-is) [Gr. *μίτος* thread + *σχίσις* split]. Same as *karyokinesis*.

mitosis (mit-o'sis) [Gr. *μίτος* thread]. Indirect cell division, or karyokinesis; the typical mode of division of active somatic cells and germ cells. Mitosis is divided into four phases: 1. *Prophase:* Formation of spirem; disappearance of nuclear membrane (*a*); breaking up of spirem into chromosomes; appearance of centrosome and achromatic spindle (*b*); formation of polar bodies; arrangement of chromosomes in equatorial plane of central spindle to form the monaster (*c*): 2. *Metaphase:* Chromosomes split longitudinally into exactly similar halves. 3. *Anaphase:* The two groups of daughter chromosomes separate (*a*) and move along the fibers of the central spindle, each toward one of the asters, forming the diaster (*b*). 4. *Telephase:* The daughter chromosomes resolve themselves into a reticulum and the daughter nuclei are formed; the cytoplasm divides, forming two complete daughter cells. (See page 732.)

mitosome (mit'o-sōm) [Gr. *μίτος* thread + *σῶμα* body]. A body formed from the spindle-fibers of the secondary spermatocytes, giving rise to the middle piece of the spermatozoön.

mitotic (mit-ot'ik). Pertaining to mitosis, or karyokinesis.

mitral (mi'tral). 1. Shaped somewhat like a miter. 2. Pertaining to the mitral valve.

mitralism (mi'tral-izm). A tendency toward the development of mitral lesions in the heart.

mitro-arterial (mi"tro-ar-te're-al). Pertaining to or affecting the mitral valve and the arteries.

Mittel-schmerz (mit'el-shmārts) [Ger.]. Intermenstrual pain.

mittor (mit'or) [L. *mit'ere* to rend]. Any one of the terminals of a neuron which give off the impulse or stimulus to the ceptors of the adjoining neuron. See *neuromittor*.

Mitt. sang. Abbreviation for L. *mit'te san'guinem*, bleed.

mixed (mixt). Affecting various parts at once; showing two or more different characteristics. **m. chancre**, a syphilitic chancre resulting from a double infection with syphilitic virus and that from a chancroid, the chancroid being first developed, and changing in course of time to the syphilitic chancre. See *chancre*.

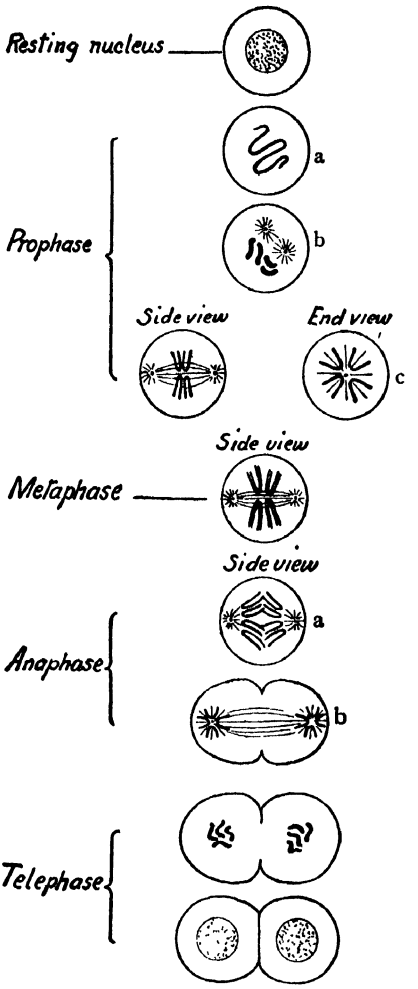

Stages of mitosis (McFarland's Biology).

mixer (miks'er). A receptacle for diluting a drop of blood preparatory to counting the corpuscles.

mixoscopia (miks-o-sko'pe-ah) [Gr. *μίξος* mixed + *σκοπεῖν* to view]. Sexual perversion in which gratification is obtained by the sight of others engaged in sexual intercourse.

mixoscopy (miks-os'ko pe). Mixoscopia.

mixture (miks'chur) [L. *mixtu'ra, mistu'ra*]. See under *mistura*. **A. C. E. m.**, an anesthetic mixture of 1 part alcohol, 2 parts chloroform, and 3 parts ether **antifoaming m.**, saponify spermaceti in an alcoholic solution of sodium hydroxid (2 per cent), and recrystallize the acetyl alcohol from ethyl alcohol. **Baccelli's m.**, a mixture containing quinin sulphate, 3 gm.; tartaric acid, 3 gm.; sodium arsenate, 5 cgm.; water, 300 c.c.: used in malarial fevers. **Bagot's m.**, a local anesthetic mixture of cocain hydrochlorid, 0.04 gm., and spartein sulphate, 0.05 gm., in 1 or 2 c.c. of boiled water. **baryta m.**, one volume of a saturated solution of barium nitrate and two volumes of a saturated solution of barium hydroxid mixed. **Basham's m.**, liquor ferri et ammonii acetatis. **Bestucheff's m.**, ethereal tincture of iron chlorid. **Biedert's cream-m.**, a food for young infants: cream, 4 fl.oz.; water, 10 fl.oz.; milk-sugar, ½ oz. **Billroth's m.**, chloroform, 3 parts; alcohol and ether, each, 1 part. anesthetic. **Bonain's m.**, a mixture of equal parts of carbolic acid, cocain, and menthol for anesthetizing the tympanic membrane in paracentesis **brown m.**, mistura glycyrrhizæ composita. **Carrel's m.**, a preparation for holding in place grafts on an ulcerated surface, consisting of 18 parts of paraffin melting at 52° C., 6 parts of paraffin melting at 20° C., 2 parts of beeswax, and 1 part of castor oil. **Castellani's m.**, a mixture for treating frambesia: 0.065 gm. of tartar emetic, 0.65 gm. of sodium salicylate, 4 gm. of potassium iodid, 1 gm. of sodium bicarbonate, 30 gm. of water. This is given in one dose, diluted in 4 ounces of water, thrice daily. **C.-E. m.** See *E.-C. m.* **chalk-m.**, mistura cretæ an antacid and mild astringent **Chapman's m.**, a preparation for gonorrhea containing copaiba and spirit of nitrous ether, each, 25; tincture of opium, 3 2; compound tincture of lavender, 6.5; mucilage of acacia, 12 5, and water to make 100 parts. **Coley's m.** See *Coley's fluid*, under *fluid* **Cowgill's salt m.**, sodium chlorid, 38; magnesium citrate, 32 5, KH_2PO_4, 12.2, $CaHPO_4.2H_2O$, 7 8; potassium chlorid, 7; ferric citrate, 1 8, potassium iodid, 0 5 **diabolic m.**, mistura diabolica a nauseous preparation formerly given as a punishment and cure to supposed malingerers **E.-C. m.**, ether modified by chloroform, usually in the proportion of 16 parts of ether to 1 of chloroform it secures some of the advantages of chloroform and yet possesses the safety of pure ether. Called also *mitigated ether*. **Elzholz's m.**, a solution of eosin in glycerin and water used in leukocyte estimation **Erlenmeyer's m.**, a mixture of equal parts of the bromids of sodium, potassium, and ammonium. **freezing-m.**, a mixture for producing artificial cold. **Gadberry's m.**, mistura splenetica. **Griffith's m.**, compound mixture of iron **Gunning's m.**, a mixture used in estimating the nitrogen in the urine. consisting of 15 c c of concentrated sulphuric acid, 10 gm. of potassium sulphate, and 0 5 gm of copper sulphate. **Hermann's m.**, 3 c c of chloroform, 2 c c of oil of eucalyptus, and 40 c c of castor oil. This is divided into two doses and given at hour intervals for intestinal parasites. **Hope's m.**, mistura camphoræ acida, N. F.· an antidysenteric preparation **Karr's salt m.**, sodium chlorid, 10; calcium lactate, 4; magnesium citrate, 4, ferric citrate, 1; Lugol's solution, a few drops **Lafayette m.**, a gonorrheal medicine containing spirit of nitrous ether, copaiba, compound tincture of lavender, potassium hydroxid, syrup, and mucilage of acacia. **Loomis's m.**, a diarrhea mixture containing oil of sassafras 1, tincture of opium 12, tincture of rhubarb 8, tincture of gambir 40, compound tincture of lavender to make 100 Dose, 30 min. (2 c.c.). **magnesia m.**, dissolve 175 gm. of magnesium sulphate and 350 gm. of ammonium chlorid in 1400 c.c. of distilled water and add 700 gm. of concentrated ammonium hydroxid **Mencière's m.**, a mixture of iodoform, guaiacol, eucalyptol, and Peruvian balsam in alcohol and ether used as a wound dressing **M. S. m.**, an anesthetic mixture containing 57 parts of ether and 43 parts of chloroform. **N. C. I. m.** See *N. C. I. powder*, under *powder*. **neutral m.**, liquor potassii citratis. **oleobalsamic m.**, balsam of Peru dissolved in a mixture of oils and alcohol: nervine. Dose, 20–30 min. (0.66–2 c.c.). **Osborne and Mendel's salt m.**, $CaCO_3$, 134.8; $MgCO_3$, 24 2; Na_2CO_3, 34.2; KI, 0.02; K_2CO_3, 141.3; H_3PO_4, 103.2; HCl, 53.4; $MnSO_4$, 0.079; H_2SO_4, 9.2; citric acid + H_2O, 111.1; iron citrate + $1\frac{1}{2}H_2O$, 6 34; sodium fluorid, 0.248; $KAl(SO_4)_2$, 0.0245. **Parrish's camphor m.**, mistura camphoræ aromatica, N. F.: aromatic camphor mixture. **phosphate-car-**

bonate-thiocyanate m., powder in a mortar 200 gm. $Na_2HPO_4.12H_2O$, sprinkle over it 50 gm. of sodium thiocyanate (or 60 gm. of potassium thiocyanate), and stir to a uniform semiliquid paste. Add 120 gm. of monohydrated sodium carbonate (or 110 gm. of anhydrous carbonate) and mix to a rather fluffy, granular powder **phosphoric-sulphuric acid-copper sulphate m.**, mix 50 c.c. of 5 per cent. copper sulphate solution with 300 c.c. of 85 per cent. phosphoric acid and then add 100 c.c. of concentrated sulphuric acid. **Ringer's m.** See *Ringer's solution*, under *solution*. **Schleich's m.** See *Schleich's anesthetic*, under *anesthetic*. **spleen m.**, mistura splenetica. **Squibb's rhubarb m.**, compound rhubarb mixture, N. F. **Startin's m.**, a mixture composed of 4 dr. of magnesium sulphate, 1 dr of iron sulphate, 4 dr. of syrup of ginger, 3 oz. of dilute sulphuric acid, and enough water to make 3 oz. **Tellyesniczky's m.** See *Tellyesniczky's fluid* under *fluid*. **Thielmann's m.**, a diarrhea mixture containing 1 fl.oz. of wine of opium, 1½ fl oz. of tincture of valerian, ½ fl.oz. of ether, 60 min. of oil of peppermint, 15 min. of fluid-extract of ipecac, and enough alcohol to make 4 fl.oz. **Townsend's m.**, a mixture of 1 gr. of red mercuric oxid, 300 gr. of potassium iodid, 2 fl.oz. of syrup of orange peel, 2 fl.dr. of compound tincture of cardamom, and enough water to make 4 fl oz. Dose, 1–4 teaspoonfuls **toxin-antitoxin m.** See *toxin-antitoxin*. **Velpeau's diarrhea m.**, tincture of opium 42, camphor 4, and compound tincture of gambir to make 100. **Vincent's m.** 1. Stearin, paraffin, and vaselin in the proportion of 1–2–2 used for paraffining tubes used in blood transfusion. 2. A powder composed of an intimate mixture of hypochlorite and boric acid used as a wound dressing **Wachsmuth's m.**, an anesthetic mixture of 5 parts of chloroform with 1 part of turpentine.

M. L. Abbreviation for *Licentiate in Medicine*.

Ml. Abbreviation for *milliliter*.

M. L. A. Abbreviation for left mento-anterior position of the fetus.

M. L. D. An abbreviation for *minimum lethal dose*. See under *dose*.

M. L. P. Abbreviation for left mentoposterior position of the fetus

Mmm. An abbreviation for *micromillimeter*.

Mm., mm. An abbreviation for *millimeter*

Mn. The symbol for *manganese*.

mnemic (nem'ik) [Gr. *μνήμων* mindful]. Pertaining to memory or characterized by memory, as, *mnemic* theory.

mnemism (ne'mizm). Same as *mnemic theory*. See under *theory*.

mnemonics (ne-mon'iks) [Gr. *μνημονικός* pertaining to memory]. The art of cultivating or assisting the memory.

mnemotechnics (ne-mo-tek'niks). Mnemonics.

M. O. Abbreviation for *Medical Officer*.

Mo. The chemic symbol for *molybdenum*.

mobility (mo-bil'it-e) [L. *mobil'itas*]. Susceptibility of being moved.

mobilization (mob''il-iz-a'shun). The rendering of a fixed or ankylosed part movable.

Möbius' sign (me'be-us) [Paul Julius *Mobius*, German neurologist, 1853–1907]. See under *sign*.

mocezuelo (mo-se-zwa'lo). Trismus neonatorum.

mochras (mo'kras). A gum-resin from *Bombax malabar'icum:* astringent. Dose, 30–45 gr. (2–3 gm.).

mock-knee (mok'ne). A large swelling on the knees of horses and cattle, caused usually by repeated injury.

modality (mo-dal'it-e). A homeopathic term signifying a condition which modifies drug action.

mode (mōd). The class which occurs with the greatest frequency in a series of variables.

modenol (mo'den-ol). A double salicylic-arsenious acid salt of mercury: used as a substitute for enesol in syphilis.

modiolus (mo-di'o-lus) [L. "nave" or "hub"]. [B N A] The central pillar or columella of the cochlea.

modiscop (mo'di-skōp). A proprietary solution of iodin, 3 per cent.; morphin, 2 per cent.; and scopolamin, 0.025 per cent.

Mod. præsc. Abbreviation for L. *mo'do præscrip'to*, in the way directed.

modus operandi (mo'dus op-er-an'di). The method of performing an operation or action; the steps of an operation.

Moeller's bacillus, reaction, stain (me'lerz) [Alfred *Moeller*, German bacteriologist, born 1868]. See under *bacillus, reaction, stain*, etc.

Moeller's disease, glossitis (me'lerz) [*Moeller*, German surgeon, 1829–1862]. See *disease* and *glossitis*.

mogigraphia (moj-ig-ra'fe-ah) [Gr. *μόγις* with difficulty + *γράφειν* to write]. Writers' cramp.

mogilalia (moj-il-a'le-ah) [Gr. *μόγις* difficultly + *λαλιά* chatter]. Difficulty in speech; stuttering.

mogiphonia (moj-if-o'ne-ah) [Gr. *μόγις* difficultly + *φωνή* voice]. Difficulty in making vocal sounds.

mogitocia (moj-it-o'she-ah) [Gr. *μόγις* difficultly + *τόκος* birth]. Difficult parturition.

M. O. H. Abbreviation for *Medical Officer of Health*.

Mohr's test (mōrz) [Francis *Mohr*, American pharmaceutical chemist]. See under *tests*.

Mohrenheim's fossa (mo'ren-hīmz) [Baron Joseph Jacob Freiherr von *Mohrenheim*, Austrian surgeon, died 1799]. See *fossa*.

moist (moist). Somewhat wet; damp.

Mojon's method (mo'e-onz) [Benedetto *Mojon*, professor of anatomy and physiology at Genoa, nineteenth century]. See under *method*.

mol (mol). A Gram-molecule; the molecular weight in grams of any substance **m. fraction**. See under *fraction*.

molality (mol-al'it-e). The number of mols per 1000 grams of solvent. See *molarity*.

molar (mo'lar) [L. *mo'les* mass]. 1. Pertaining to a mass; not molecular. 2. [L. *mola'ris*.] Adapted for grinding; a grinding tooth, one of the back teeth of which there are three on each side in both jaws 3. Pertaining to a mole 4. Same as *mol*. **Moon's m's**, small first molars, somewhat dome shaped, seen in hereditary syphilis **second m.**, the permanent second molar tooth **sixth-year m.**, the permanent first molar tooth. **third m.**, the permanent third molar tooth **twelfth-year m.**, the permanent second molar.

molariform (mo-lar'if-orm). Shaped like a molar.

molarity (mol-ar'it-e). The number of mols per liter of solution. See *molality*.

molasquit (mo-las'kit). A horse and cattle food prepared from molasses and the bagasse from sugar-mills.

molasses (mo-las'ez) [L. *mella'ceus* like honey]. A thick, sweet syrup, the residue left after the crystallization of sugar; treacle; syrupus fuscus. **sugar-house m.**, that which is left after the refining of sugar. **West India m.**, a variety obtained in making raw sugar.

mold, mould (mōld). Any one of a large group of minute parasitic and saprophytic fungi which cause mold or moldiness; also the deposit or growth produced by such fungi. The common molds are usually *Mucor, Penicillium*, or *Aspergillus*. **white m.**, white or slightly wooly patches which form on the surface of meat in cold storage due to the growth of a fungus, Sporotrichum carnis.

moldine (mol'dēn). A material for taking small impressions in dental work, made of glycerin and potters' clay.

mole (mōl) [L. *mo'les*]. 1. A fleshy mass or tumor formed in the uterus by the degeneration or abortive development of an ovum. 2. A nevus; also a brownish spot on the skin. See *nevus*. 3. Same as *mol*. **blood-m.**, a mass made up of blood-clots, the placenta, and fetal membranes retained after abortion. **Breus' m.**, a malformation of the ovum consisting of tuberous subchorional hematoma of the decidua. Called also *hematomole*. **carneous m.** Same as *fleshy m.* **cystic m.** Same as *hydatid m.* **false m.**, an intra-uterine mass formed from a polypus or tumor. **fleshy m.**, a blood-mole which has assumed a flesh-like appearance; also a mole formed by a dead ovum in the uterus. **hydatid m.**, **hydatidiform m.**, a false mole formed by the proliferation of the chorionic villi, resulting in a mass of cysts that resembles a bunch of grapes. Called also *vesicular m.* **stone-m.**, a mole which has undergone a calcareous degeneration; a womb-stone. **true m.**, a mole which represents the degenerated ovum itself; one which is the actual remains of the degenerated ovum. **vesicular m.** Same as *hydatidiform m.*

molecular (mo-lek'u-lar). Of, pertaining to, or composed of, molecules.

molecule (mol'ek-ūl) [L. *molec'ula* little mass]. A very small mass of matter; an aggregation of atoms. The smallest particle of a substance in which its chemic features inhere, or the smallest particle of a substance which can exist by itself. To break up the molecule into its constituent atoms is to change its character. The number of atoms in a molecule varies with the compound. **diatomic m.**, one containing two atoms. **gram-m.** See *gram-molecule*. **hexatomic m.**, one containing six atoms. **monatomic m.**, one which consists of a single atom. **non-polar m.**, a molecule in which the electrical potential is symmetrically distributed over the molecule. **polar m.**, a molecule in which the electrical potential is not symmetrically distributed. **tetratomic m.**, a molecule made up of four atoms. **triatomic m.**, one composed of three atoms.

molilalia (mol-il-a'le-ah). Mogilalia.

molimen (mo'li-men) [L "effort"]. A natural and normal effort made for the performance of any function; especially the monthly effort to establish the menstrual flow: the *menstrual m.*

Molisch's test (mol'ish-ez) [Hans *Molisch*, chemist in Vienna, born 1856]. See under *tests*.

mollescuse (mol-es'kūs) [L. *mol'lis* soft]. Softening.

Möllgaard treatment (mel'gahrd) [Holger *Möllgaard*, contemporary Danish physician]. Treatment of tuberculosis with sanocrysin and convalescent serum. Cf *sanocrysin*.

mollichthyolin (mol-ik'the-ol-in). A preparation of mollin and ichthyol for skin diseases.

mollin (mol'in). A glycerinated soft soap with excess of fats· used as a vehicle for medicines to be applied externally.

mollities (mol-ish'e-ēz) [L.]. Softness; abnormal softening. **m. os'sium**, osteomalacia. **m. ungui'um**, abnormal softness of the nails.

mollosin (mol-o'sin). An ointment-base made of liquid petrolatum (4 parts) and yellow wax (1 part).

Moll's glands [Jacob Antonius *Moll*, Dutch histologist, born 1849]. See under *gland*.

molluscous (mol-lus'kus). Pertaining to molluscum.

molluscum (mol-us'kum) [L. "soft"]. The name of various skin diseases. **m. contagio'sum, m. epithelia'le**, a disease marked by the formation of firm, rounded skin tubercles containing a semifluid caseous matter or solid masses made up of fat, epidermis, and peculiar capsulated bodies (*m.-corpuscles*). The tubercles appear usually upon the face, are very chronic in their course, and are without general symptoms. The disease is due to a filtrable virus. **m. fibro'sum, m. pen'dulum, m. sim'plex**, diseases marked by the development of multiple fibromata of the skin, which often form pendulous growths. They arise from the corium or the subcutaneous tissue. **m. verruco'sum**, a late stage of molluscum contagiosum in which the growths have become wart-like masses.



Molluscum fibrosum.

molugram (mol'u-gram). A gram molecule.

Mol. wt. Abbreviation for *molecular weight*.

molybdate (mo-lib'dāt). Any salt of molybdic acid: some are used as tests.

molybdenum (mol-ib-de'num) [Gr. *μόλυβδος* lead]. A hard, silvery-white, metallic element; symbol, Mo; atomic weight, 96, specific gravity, 8.6.

molybdic (mo-lib'dik). Containing mloybdenum as a hexad element.

molybdous (mo-lib'dus). Containing molybdenum as a tetrad element.

molyform (mol'if-orm). A proprietary molybdenum preparation: used as an antiseptic and bactericide.

molysmophobia (mol-is-mo-fo'be-ah) [Gr. *μόλυσμα* filth + *φόβος* fear]. Mysophobia.

Momburg's belt [Fritz August *Momburg*, physician in Berlin, born 1870]. See under *belt*.

momentum (mo-men'tum) [L.]. The quantity of motion; the product of mass by velocity.

monacid (mon-as'id). Containing one atom of hydrogen that is replaceable by a base: said of a salt or of an alcohol.

monad (mon'ad) [Gr. *μονάς*]. 1. A single-celled protozoön or a single-celled coccus. 2 A univalent radical or element.

monadin (mon'ad-in). Any microörganism or species belonging to a group (Monadina) of rhizopod animal endoparasites. They are sometimes found in feces and sputum, but are not known to have any pathogenic influence.

Monadina (mon-ad-i'nah). See under *monadin*.

Monakow's bundle (mon-ah'kovz) [Konstantin von *Monakow*, neurologist in Zürich, born 1853]. See under *bundle*.

monamid (mon-am'id). An amid which contains only one amid group.

monamin (mon-am'in). An amin which contains only one amin group.

monamino acid. See under *acid*.

monaminuria (mon-am-in-u're-ah). The presence of a monamin in the urine.

Monarda (mo-nar'dah). A genus of fragrant labiate plants, comprising *M. fistulo'sa*, wild bergamot; *M. did'yma*, bee-balm; *M. sylves'tris*, and *M. puncta'ta*, horsemint The last is diaphoretic, carminative, stimulant, emmenagogue, and rubefacient. Its volatile oil (*o'leum monar'dæ*) is used like oil of peppermint. Dose of oil, 2–3 min. (0.133–0.2 c.c.).

monardin (mo-nar'din). A stearopten, like thymol, from oil of monarda.

monarsone (mon-ar'sōn). Disodium monethylarsonate, $CH_3.CH_2O.AsO.(ONa)_2$, an arsenical preparation for use in syphilis.

monarthric (mon-ar'thrik). Pertaining to a single joint.

monarthritis (mon-ar-thri'tis) [Gr. *μόνος* single + *arthritis*]. Inflammation of a single joint. **m.**

defor'mans, arthritis deformans of a single joint.

monarticular (mon-ar-tik'u-lar). Pertaining to a single joint.

Monas (mo'nas) [Gr. *μονάς* monad]. Exceedingly minute, solitary, free-swimming, plastic organisms not yet classified. *M. lens* is found in sputum.

monaster (mon-as'ter) [Gr. *μόνος* single + *ἀστήρ* star]. The single star-shaped figure in karyokinesis. See *mitosis*.

monathetosis (mon"ath-et-o'sis) [Gr. *μόνος* single + *athetosis*]. Athetosis of one part of the body.

monatomic (mon-at-om'ik) [Gr. *μόνος* single + *ἄτομος* atom]. 1. Same as *univalent*. 2. Containing but one atom. **m. acid.** See under *acid*.

monavalent (mo-nav'al-ent). See *monovalent*.

monavitaminosis (mon"ah-vi-tam-in-o'sis). A deficiency disease in which only one vitamin is lacking in the diet.

monaxon (mon-aks'on) [Gr. *μόνος* single + *ἄξων* axis]. A neuron possessing only one axon.

monaxonic (mon-aks-on'ik). Having one axon.

Monday-morning sickness. See under *sickness*.

Monera (mo-ne'rah) [Gr. *μονήρης* solitary]. Protozoan organisms which have no nucleus.

monerula (mon-er'u-lah), pl. *moner'ulæ* [Gr. *μονήρης* single]. An impregnated ovum with as yet no nucleus.

monesia (mo-ne'ze-ah) [L.]. An extract from monesia bark, the product of *Chrysophyl'lum glyciphlœ'um*, a tree of Brazil: astringent and stomachic. Dose, 5–10 gr. (0.333–0.666 gm.).

monesin (mon'es-in). A glucosid from monesia, identical, or nearly so, with saponin: astringent and oxytocic. Dose, ½ gr. (0.033 gm.).

monesthetic (mon-es-thet'ik) [Gr. *μόνος* single + *αἴσθησις* sensation] Pertaining to or affecting a single sense or sensation.

Mongolian idiocy, maculæ, or **spots** (mon-go'le-an). See under *idiocy* and *spot*.

mongolism (mon'go-lizm). Mongolian idiocy. See under *idiocy*.

monilethrix (mon-il'e-thriks) [L. *moni'le* necklace + Gr. *θρίξ* hair]. A diseased condition in which the hairs exhibit bead-like enlargements and become brittle.

Monilia (mo-nil'e-ah). A genus of parasitic fungi characterized by fermenting sugar with the production of gas. Fungi of this genus are the ones most frequently found in thrush. **m. albicans,** a species found in thrush and formerly known as *Oïdium albicans*. **M. can'dida.** Same as *Oïdium albicans*. **M. fructig'ena,** the organism causing the brown rot of plums and peaches. **M. psilo'sis,** the organism that is thought to cause sprue. See *sprue*.

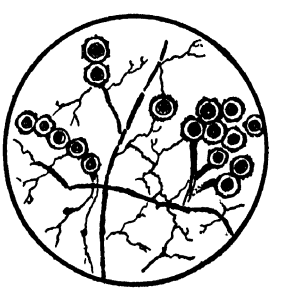

Monilia (Rivas).

moniliasis (mon-il-i'as-is). Infection with any species of Monilia; oïdiomycosis.

moniliform (mon-il'if-orm) [L. *moni'le* necklace + *for'ma* form]. Shaped like a necklace or string of beads.

Moniliformis (mon-il-if-or'mis). Same as *Echinorhynchus*.

moniliosis (mo-nil-e-o'sis). Moniliasis.

monium (mo'ne-um) [Gr. *μόνος* single]. An earth-metal discovered in 1898. Obsolete.

monk's-hood (munks'hud). See *aconite*.

Monneret's pulse (mon-rāz') [Jules Auguste Eduard *Monneret*, physician in Paris, 1810–1868]. See under *pulse*.

mono- [Gr. *μόνος* single]. A prefix denoting one or single; limited to one part; in chemistry, combined with one atom.

mono-amino acid. See under *acid*.

mono-aminodiphosphatid (mo-no-am"in-o-di-fos'fat-id). A phosphatid containing 1 atom of nitrogen and 2 of phosphorus to the molecule.

mono-aminomonophosphatid (mo-no-am"in-o-mo"no-fos'fat-id). A phosphatid containing 1 atom of nitrogen and 1 of phosphorus to the molecule.

mono-anesthesia (mon"o-an-es-the'ze-ah) [Gr. *μόνος* single + *anesthesia*]. Anesthesia of a single part or organ.

mono-articular (mon-o-ar-tik'u-lar). Same as *monarticular*

monobacillary (mon-o-bas'il-a-re). Caused by or containing a single species of bacillus.

monobacterial (mon-o-bak-te're-al). Monobacillary.

monobasic (mon-o-ba'sik) [Gr. *μόνος* single + *βάσις* base]. Having but one base, containing one atom of hydrogen that is replaceable by a base. **m. acid.** See under *acid*.

monoblepsia (mon-o-blep'se-ah) [Gr. *μόνος* single + *βλέψις* sight]. 1. A condition of the vision in which it is more distinct when only one eye is used. 2. A variety of color-blindness in which only one color is perceived.

monobrachius (mon-o-bra'ke-us) [Gr. *μόνος* single + L *bra'chium* arm]. A fetus with but one arm.

monobromacetanilid (mon"o-bro"mas-et-an'il-id) See *antisepsin*.

monobromated (mon-o-bro'māt-ed) [L. *monobroma'tus*]. Having a single atom of bromin in each molecule

monobromcamphor (mon"o-brom-kam'for). Monobromated camphor. See *camphor*.

monobromisovalerylglycolurea (mo"no-brōm-i-so-val"er-il-gli"kol-u-re'ah). Same as *achibromin*.

monobromphenol (mon"o-brom-fe'nol) A violet-colored liquid, $OH.C_6H_4Br$, of penetrating odor, soluble in water, alcohol, and ether, and used as an external antiseptic, especially in erysipelas, in 3 to 6 per cent. ointment.

monocalcic (mon-o-kal'sik). Containing one atom of calcium in the molecule.

monocelled (mon'o-seld) [Gr. *μόνος* single + *cell*]. Unicellular; consisting of a single cell.

monocephalus (mon-o-sef'al-us) [Gr. *μόνος* single + *κεφαλή* head]. A monster-fetus with two bodies and one head.

monochloralantipyrin (mon"o-klor-al-an-te-pi'rin). See *hypnal*.

monochlormethane (mon-o-klor-meth'ān). Methyl chlorid, CH_3Cl.

monochlormethylchloroformate (mo"no-klor-meth"il-klor-o-for'māt). See *chlormethylchloroformate*.

monochlorphenol (mon"o-klor-fe'nol). A volatile liquid, C_6H_4ClOH: inhaled in lung diseases as an antiseptic.

monochord (mo'no-kord) [Gr. *μόνος* single + *χορδή* cord]. An instrument for testing upper tone audition. It consists of a long steel or silver wire fastened at the ends and having an intermediate movable clamp. The tone is produced by longitudinal friction. Called also *Schultze's monochord*.

monochorea (mon"o-ko-re'ah) [Gr. *μόνος* single + *chorea*]. Chorea affecting but one part.

monochorionic (mo"no-ko-re-on'ik) [Gr. *μόνος* alone + *chorionic*]. Having one common chorion: said of twins.

monochroic (mon-o-kro'ik) [Gr. *μόνος* single + *χρόα* color]. Having only one color.

monochromasy (mon-o-kro'mas-e). Blindness to all colors but one: color-blindness, in which all colors are seen as one color.

monochromatic (mon"o-kro-mat'ik) [Gr. *μόνος* single + *χρῶμα* color]. 1. Having but one color. 2. A person who can see only one color. 3. Staining with only one dye at a time. Cf. *polychromatic*.

monochromatophil, monochromophilic (mon"o-kro-mat'o-fil, mon"o-kro-mo-fil'ik) [Gr. *μόνος* single + *χρῶμα* color + *φιλεῖν* to love] 1. Stainable with only one kind of stain. 2. Any cell or other element that will take only one stain.

monoclinic (mon-o-klin'ik) [Gr. *μόνος* single + *κλίνειν* to incline]. A term applied to crystals in which the vertical axis is inclined to one lateral axis, but is at right angles to the other.

monococcus (mon-o-kok'us), pl. *monococ'ci* [Gr. *μόνος* single + *κόκκος* berry]. A coccus neither double nor formed into groups, pairs, or chains.

monocranus (mon-ok'ran-us) [Gr *μόνος* single + *κρανίον* cranium]. Monocephalus.

monocrotic (mon-o-krot'ik). Characterized by monocrotism.

monocrotism (mo-nok'ro-tizm) [Gr. *μόνος* single + *κρότος* stroke]. The quality in a pulse-wave of having neither a normal elastic elevation nor a dicrotic or tricrotic one.

monocular (mon-ok'u-lar) [Gr. *μόνος* single + L. *oc'ulus* eye]. Pertaining to or having but one eye.

monoculus (mon-ok'u-lus) [Gr. *μόνος* single + L. *oc'ulus* eye]. A bandage for but one eye.

monocyesis (mo-no-si-e'sis) [Gr. *μόνος* single + *κύησις* pregnancy]. Pregnancy with a single fetus.

Monocystis epithelialis (mo-no-sis'tis ep-e-the-le-a'lis). Pfeiffer's name for the protozoan bodies found by him in the cells of the skin

monocyte (mon'o-sit) [Gr. *μόνος* alone + *κύτος* cell]. A non-lymphoblastic, mononuclear leukocyte. The term includes large mononuclear leukocytes and transitional leukocytes.

monocytic (mon-o-si'tik). Characterized by or of the nature of monocytes.

monocytopenia (mon"o-si-to-pe'ne-ah) [*monocyte* + Gr. *πένια* poverty]. Abnormal decrease in the proportion of monocytes in the blood.

monocytosis (mon"o-si-to'sis). Increase in the proportion of monocytes in the blood.

monodactylism, monodactyly (mon-o-dak'til-izm, mon-o-dak'til-e) [Gr. *μόνος* single + *δάκτυλος* finger]. The congenital occurrence of one digit only on the hand or foot.

monodiplopia (mon-o-dip-lo'pe ah) [Gr. *μόνος* single + *διπλόος* double + *ὤψ* eye]. Double vision in either eye alone.

monoerg (mo'no-erg). A monogenic antiserum which reacts with its homologous antigen only.

monoganglial (mon-o-gang'le-al). Affecting a single ganglion.

monogastric (mon-o-gas'trik) [Gr. *μόνος* single + *γαστήρ* stomach]. Having but one belly or stomach.

monogen (mon'o-jen). 1. A univalent chemical element which combines in only one proportion. 2. An antiserum produced by the use of one antigen.

monogenesis (mon-o-jen'es-is) [Gr. *μόνος* single + *γένεσις* origin]. Non-sexual reproduction.

monogerminal (mon-o-jer'min-al). Developed from one ovum: said of twin fetuses occupying a single chorionic sac.

monogonium (mon-o-go'ne-um), pl. *monogo'nia*. Any one of the asexual forms of the malarial parasite as it occurs in the blood. These forms produce the febrile attacks.

monogony (mon-og'o-ne) [Gr. *μόνος* single + *γονή* seed]. Asexual reproduction.

monograph (mon'o-graf) [Gr. *μόνος* single + *γράφειν* to write]. An essay or treatise on one subject.

monohemerous (mon-o-hem'er-us) [Gr. *μόνος* one + *ἡμέρα* day]. Lasting only one day.

monohybrid (mon-o-hi'brid). The offspring of parents differing in one character.

monohydrated (mon-o-hi'dra-ted). United with a single molecule of water or of hydroxyl.

monohydric (mon-o-hi'drik). Containing one atom of replaceable hydrogen.

monoideaism, monoideism (mon-o-i-de'ah-izm, -de'izm) [Gr *μόνος* single + *ἰδέα* idea]. A condition in which the patient harps on one idea.

mono-infection (mon-o-in-fek'shun). Infection with a single kind of organism.

monol (mo'nol). Two parts of calcium permanganate dissolved in 1000 parts of water: it is used for purifying drinking-water.

monolene (mon'o-lēn). A clear white, oily hydrocarbon.

monolepsis (mon-o-lep'sis) [Gr. *μόνος* single + *λῆψις* a taking]. The transmission to the offspring of the characters of one parent, to the exclusion of those of the other.

monolocular (mon-o-lok'u-lar) [Gr. *μόνος* single + L. *loc'ulus* cell]. Having but one cell or cavity.

monoma (mo-no'mah) [Gr. *μόνος* one + *-ωμα* a tumor]. A solitary uterine tumor accompanied by pain and severe hemorrhage and ending fatally.

monomania (mon-o-ma'ne-ah) [Gr. *μόνος* single + *μανία* madness]. Insanity on a single subject or class of subjects. **emotional m.**, monomania with respect to one or a few related emotions. **intellectual m.**, a monomania with respect to one or a few related delusions.

monomastigote (mon-o-mas'tig-ōt) [Gr. *μόνος* single + *μάστιξ* lash]. Having a single flagellum.

monomeric (mon-o-mer'ik) [Gr *μόνος* single + *μέρος* part]. Pertaining to, made up of, or affecting, a single segment

monometallic (mon"o-met-al'ik) Having one atom of a metal in the molecule.

monomethylxanthin (mon"o-meth-il-zan'thin). See *heteroxanthin*

monomicrobic (mon"o-mi-kro'bik). Characterized by the presence of a single species of microbe.

monomoria (mon-o-mo're-ah) [Gr. *μόνος* single + *μωρία* madness]. Monomania

monomorphic (mon-o-mor'fik). Uniform in structure.

monomorphism (mon-o-mor'fizm) [Gr *μόνος* single + *μορφή* form]. Uniformity in structure.

monomphalus (mon-om'fa-lus) [Gr. *μόνος* single + *ὀμφαλός* navel]. Two fetuses joined at the navel.

monomyoplegia (mo"no-mi-o-ple'je-ah) [Gr. *μόνος* single + *μῦς* muscle + *πλήγη* stroke]. Paralysis restricted to a single muscle.

monomyositis (mon-o-mi-o-si'tis) [Gr. *μόνος* single + *myositis*]. A myositis of the biceps muscle occurring periodically.

Mononchus (mon-ong'kus). A genus of nematodes found in urine in the Canal Zone

mononephrous (mon-o-nef'rus) [Gr. *μόνος* single + *νεφρός* kidney]. Affecting one kidney only.

mononeural (mon-o-nu'ral). Pertaining to a single nerve.

mononeuric (mon-o-nu'rik) [Gr. *μόνος* single + *νεῦρον* nerve]. Having only one neuron.

mononeuritis (mon"o-nu-ri'tis) [Gr. *μόνος* single + *νεῦρον* nerve + *-ιτις* inflammation]. Inflammation of a single nerve. **m. mul'tiplex**, simultaneous inflammation of several nerves remote from one another.

monont (mon'ont). Same as *schizont*.

mononuclear, mononucleate (mon-o-nu'kle-ar, -nu'kle-āt) [Gr. *μόνος* single + *nucleus*]. 1. Having but one nucleus; uninuclear. 2. A cell having a single nucleus.

mononucleosis (mon"o-nu-kle-o'sis). The presence of an abnormally large number of mononuclear leukocytes in the blood; mononuclear leukocytosis. **infectious m.** See *glandular fever*, under *fever*.

mononucleotid (mo-no-nu'kle-o-tid). A product obtained by the digestion or hydrolytic decomposition of nucleic acid. It is a compound of phosphoric acid and a glucosid or a pentosid. These latter are combinations of dextrose or a pentose (ribose) with one of the following bases: guanin, adenin, cytosin, or uracil.

mono-osteitic (mon"o-os-te-it'ik). Denoting a type of osteitis which affects a single bone.

monoparesis (mon-o-par'es-is) [Gr. *μόνος* single + *πάρεσις* weakness]. Paresis of a single part.

monoparesthesia (mon"o-par-es-the'ze-ah) [Gr. *μόνος* single + *paresthesia*]. Paresthesia of a single part or limb.

monopathy (mo-nop'ath-e) [Gr. *μόνος* single + *πάθος* disease]. A disease affecting a single part.

monophagia (mon-o-fa'je-ah) [Gr. *μόνος* single + *φάγειν* to eat]. 1. Desire for one kind of food only. 2. The eating of only one meal a day.

monophagism (mo-nof'aj-izm). Monophagia.

monophasia (mon-o-fa'ze-ah) [Gr. *μόνος* single + *φάσις* speaking]. Aphasia with ability to utter but one word or phrase.

monophasic (mon-o-fa'zik). Exhibiting only one phase or variation. Cf. *diphasic, triphasic*.

monophenetidin (mon"o-fen-et'id-in). An antipyretic and analgesic substance analogous to phenacetin, but having the citric acid radical instead of that of acetic acid.

monophobia (mon-o-fo'be-ah) [Gr. *μόνος* single + *φόβος* fear]. Morbid dread of being left alone.

monophthalmus (mon-of-thal'mus) [Gr. *μόνος* single + *ὀφθαλμός* eye]. A monster-fetus with only one eye.

monophyletic (mon"o-fi-let'ik) [Gr. *μόνος* single + *φυλή* race]. Arising or descended from a single source. **m. theory.** See under *theory*.

monophyodont (mon-o-fi'o-dont) [Gr. *μόνος* single + *φύειν* to grow + *ὀδούς* tooth]. Having only one set of teeth, and those permanent.

monoplasmatic (mon"o-plaz-mat'ik) [Gr. *μόνος* single + *πλάσμα* plasm]. Made up of a single substance.

monoplast (mon'o-plast) [Gr. *μόνος* single + *πλαστός* formed]. A single constituent cell.

monoplegia (mon-o-ple'je-ah) [Gr. *μόνος* single + *πληγή* stroke]. Paralysis of but a single part. Different varieties are distinguished according to the part affected or to the site of the lesion producing the disease; as, brachial, facial, central, peripheral, etc.

monoplegic (mon-o-ple'jik). Pertaining to or affected with monoplegia.

monops (mon'ops) [Gr. *μόνος* single + *ὤψ* eye]. A fetus having but a single eye.

monopsychosis (mon-o-si-ko'sis). Monomania.

monopus (mon'o-pus) [Gr *μόνος* single + *πούς* foot]. A fetus having but a single foot or leg.

monorchid (mon-or'kid). A person having only one testicle.

monorchidic (mon-or-kid'ik) [Gr. *μόνος* single + *ὄρχις* testicle]. Having but one descended testicle.

monorchidism, monorchism (mon-or'kid-izm, mon'or-kizm). The condition of having only one descended testicle.

monorchis (mon-or'kis) [Gr. *μόνος* single + *ὄρχις* testicle]. A person having but a single testis.

monosaccharids (mon-o-sak'ar-idz). Carbohydrates of the class to which glucose, galactose, and levulose belong. They are sugars having six carbon atoms in the molecule, $C_6H_{12}O_6$. So called because they are supposed to contain one (hypothetic) saccharid group.

monose (mon'ōs). 1. A monosaccharid. 2. A hypothetic sugar containing only one oxygen atom.

monosome (mon'o-sōm) [Gr. *μόνος* alone + *σῶμα* body]. See *accessory chromosome* under *chromosome*.

monosomian (mon-o-so'me-an) [Gr. *μόνος* single + *σῶμα* body]. A double fetus with only one body.

monospasm (mon'o-spazm) [Gr. *μόνος* single + *spasm*]. Spasm of a single limb or part. Different varieties are distinguished according to the part affected or to the site of the causal lesion; as, brachial, facial, lateral peripheral, etc.

monospermy (mon'o-sper-me) [Gr. *μόνος* single + *σπέρμα* seed]. Fertilization in which only one spermatozoön enters the ovum.

Monostoma (mon-os'to-mah) [Gr. *μόνος* single + *στόμα* mouth]. A genus of trematode worms. One species occurs in the crystalline lens.

monostratal, monostratified (mon-o-stra'tal, mon-o-strat'if-īd). Disposed in a single layer or stratum.

monosubstituted (mon-o-sub'stit-u-ted). Having only one atom in the molecule replaced.

monosymptom (mon-o-simp'tom) [Gr. *μόνος* single + *symptom*]. A symptom occurring singly.

monosymptomatic (mon"o-simp-to-mat'ik) [Gr. *μόνος* single + *symptom*]. Expressed by a single symptom.

monosyphilid, monosyphilide (mo-no-sif'il-id) [Gr. *μόνος* single + *syphilid*]. Showing only a single syphilitic lesion.

monotal (mo'no-tal). A colorless, oily liquid, the guaiacol ester of ethylglycolic acid, $C_2H_5.O\,CH_2.CO.O(C_6H_4.O.CH_3)$. It is used as an analgesic for various painful affections, in phlebitis and pulmonary tuberculosis. Dose, ½–1 fl.dr. (2–4 c.c.), applied to the affected area.

monothermia (mo-no-ther'me-ah) [Gr. *μόνος* single + *θέρμη* heat]. A condition in which the temperature of the body remains the same throughout the day.

monotocous (mo-not'o-kus) [Gr. *μόνος* single + *τόκος* birth]. Giving birth to but one offspring at a time.

Monotremes (mo'no-trēmz). The lowest order of mammals

Monotricha (mo-not'rik-ah) [see *monotrichic*]. A group of bacteria including those forms which have one polar flagellum.

monotrichic, monotrichous (mon-o-trik'ik, mo-not'rik-us) [Gr. *μόνος* single + *θρίξ* hair]. Having but one flagellum.

monotropic (mo-no-trop'ik) [Gr. *μόνος* single + *τροπή* a turning]. Affecting only one particular species of bacterium or one variety of tissue. Cf. *polytropic*.

monoureid (mo-no-u're-id). See *ureid*.

monovalent (mo-nov'al-ent). 1. Having a valency or potency of one. 2. Capable of binding one complement only: said of an amboceptor.

monoxeny (mo-noks'en-e) [Gr. *μόνος* one + *ξένος* host]. Parasitism on one host only.

monoxid (mon-oks'id). An oxid containing but one atom of oxygen.

Monro's bursa, foramen, gland, line, etc. (mon-ro') [Alexander *Monro*, (primus), English surgeon, 1697–1767]. See *bursa, foramen, gland, line*, etc.

mons (monz). Latin for "mountain." **m. pu'bis** [B N A], the pubic eminence; mons veneris. **m. ure'teris,** a papilla-like elevation of the mucosa of the bladder where the ureter enters the latter. **m. ven'eris** [L. "mount of Venus"], a rounded prominence at the symphysis pubis of a woman.

Monsel's salt, solution (mon'selz). See *salt, solution*.

Monsonia (mon-so'ne-ah). A genus of African and Asiatic geraniaceous plants. Some of the species are used in medicine as astringents.

monster (mon'ster) [L. *mon'strum*]. A fetus malformed or with an excess or deficiency of parts; a teratism. **autositic m.**, one capable of independent life. **compound m.**, a monster made up of parts of more than one individual. **double m.** Same as *twin m.* **endocymic m.**, a monster which never comes to birth, but is retained and forms the basis of a dermoid tumor. **Gila m.**, a venomous lizard, *Heloder'ma hor'ridum*, of Mexico and the southwestern part of the United States. **parasitic m.**, an imperfect fetus attached to another and unable to exist alone. **triplet m.**, a monster containing parts of three individuals. **twin m.**, a monster consisting of two individuals joined at some point.

monstriparity (mon-stri-par'it-e) [*monster* + L. *par'ere* to give birth to]. The act of giving birth to a monster.

monstrosity (mon-stros'it-e) [L. *monstros'itas*]. 1. Great congenital deformity. 2. A monster or teratism. **emmenic m.**, a fema'e child that menstruates during infancy.

monstrucide (mon'stru-sīd) [L. *mon'strum* monster + *cæ'dere* to kill]. The destruction of a fetal monstrosity.

monstrum abundans (mon'strum ab-un'danz) [L.]. A monstrosity characterized by excess. **m. defic'iens**, a monstrosity by defect. **m. sirenifor'me**, a monster having apparently only one leg and no arms.

Monteggia's dislocation (mon-tej'ahz) [Giovanni Battista *Monteggia*, Italian surgeon, 1762–1815]. See *dislocation*.

Montgomery's glands (mont-gom'er-ēz) [William Fetherstone *Montgomery*, Irish gynecologist, 1797–1859]. See *gland*.

monthlies (munth'lēz). The menses, or monthly sickness of women.

monticulus (mon-tik'u-lus) [L.]. A small eminence. **m. cerebel'li**, the projecting or central part of the superior vermiform process; its anterior portion is the *culmen*, its posterior portion the *declive*.

moogrol (moo'grol). A light, oily fluid, being a mixture of the ethyl esters of the fatty acids of the chaulmoogra series of oils They are used in the treatment of leprosy by intramuscular injection in doses of 1 c.c. (16 min.) increasing to 6 c.c. (1.62 fl.dr.).

moon-blindness. Same as *nyctalopia*.

moonseed (moon'sēd). See *Menispermum*.

Moore's fracture (moorz) [Edward Mott *Moore*, American surgeon, 1814–1902]. See under *fracture*.

Mooren's ulcer (moor'enz) [Albert *Mooren*, German oculist, 1828–1899] See under *ulcer*.

moradin (mo-ra'din). An alkaloid from *Pogon'opus febrif'ugus*, a rutaceous tree.

moramentia (mōr-am-en'she-ah). The condition of being feeble-minded and without moral sense; a low-grade moron.

moramentia (mōr-am-en'she-ah). The condition of being feeble-minded and without moral sense.

Morand's disease, foot, foramen, spur (mor-ahnz') [Sauveur François *Morand*, French surgeon, 1697–1773]. See *disease, foot*, etc.

Morax-Axenfeld conjunctivitis, diplococcus [Victor *Morax*, physician in Paris; Theodor *Axenfeld*, German ophthalmologist, born 1867]. See under *conjunctivitis* and *Hemophilus*.

morbicid (mor'bis-id). A disinfectant preparation consisting of a bactericidal soap containing 12 per cent. of formaldehyd.

morbid (mor'bid) [L. *mor'bidus* sick]. Pertaining to or affected with disease; diseased.

morbidity (mor-bid'it-e). 1. The condition of being diseased or morbid. 2. The sick-rate, or proportion of disease to health in a community.

morbific (mor-bif'ik) [L. *morbif'icus; mor'bus* sickness + *fac'ere* to make]. Causing disease.

morbigenous (mor-bij'en-us). Producing disease.

morbilli (mor-bil'i). Latin for *measles*.

morbillous (mor-bil'us). Pertaining to measles.

morbus (mor'bus). Latin for *disease*. **m. addiso'nii**. See *Addison's disease*, under *disease*. **m. brigh'tii**, Bright's disease. **m. cadu'cus**, epilepsy. **m. cæru'leus**, congenital cyanosis. **m. comitia'lis**, epilepsy. **m. cox'æ seni'lis**, the hip-joint disease o aged people. **m. coxa'rius**, hip-joint disease. **m. divin'us**, epilepsy. **m. dormiti'vus**, sleeping sickness. **m. ele'phas**, elephantiasis. **m. gal'licus**, syphilis. **m. hercu'leus**. 1. Elephantiasis. 2. Epilepsy. **m. maculo'sus werlho'fii**. See *purpura hæmorrhagica*. **m. medico'rum**, a morbid propensity to consult physicians for trifling ailments. **m. mise'riæ**, any disease due to want and neglect **m. pediculo'sus**, lousiness. **m. re'gius**, jaundice. **m. sa'cer**, epilepsy. **m. seni'lis**, arthritis deformans. **m. strangulato'rius**. Same as *diphtheria*. **m. vagabon'dus**, vagabond's disease. See *disease*. **m. virgin'eus**, chlorosis. **m. vul'pis**, alopecia.

M. O. R. C. Abbreviation for *Medical Officers Reserve Corps*.

morcellation (mor-sel-a'shun) [Fr. *morcellement*]. The division of a tumor, followed by its removal piecemeal.

morcellement (mor-sel-maw'). Morcellation.

mordant (mor'dant) [L. *morde're* to bite]. A substance used to fix a stain or dye. The chief mordants are alum, anilin oil, and phenol.

mordanting (mor'dant-ing). The operation of fixing the dye in a stained specimen.

Mor. dict. Abbreviation for L. *mo're dic'to*, in the manner directed.

Morel ear (mo'rel) [Benoît Augustin *Morel*, French alienist, 1809–1873]. See under *ear*.

Morel-Kraepelin disease (mo-rel'-kra'pel-in) [B. A *Morel*, 1809–1873; Emil *Kraepelin*, German psychiatrist, 1856–1926]. Dementia præcox.

Morelli's reaction (mo-rel'ē) [F. *Morelli*, Italian physician, died 1918]. See *reaction*.

Morestin's method or **operation** (mor-es-tāz') [Hippolyte *Morestin*, French surgeon, 1869–1919]. See under *operation*.

Moretti's test (mo-ret'e) [E. *Moretti*, contemporary physician in Milan]. See under *tests*

Morgagni's cataract, hydatid, etc. (mor-gahn'yē) [Giovanni Battista *Morgagni*, Italian anatomist, 1682–1771]. See *cataract, hydatid*, etc.

morgue (morg) [Fr.]. A place where dead bodies are sent for identification.

mori succus (mo'ri suk'us) [L.]. Mulberry-juice; the juice of *Mo'rus ni'gra*, the black mulberry.

moria (mo're-ah) [Gr. *μωρία* folly]. Dementia or fatuity.

moribund (mor'ib-und) [L. *moribun'dus*]. In a dying state.

Moringa pterygosperma (mo-rin'gah). An East Indian plant called sajina: used in rheumatism and dyspepsia. Yields ben-oil (q. v.).

morioplasty (mo're-o-plas-te) [Gr. *μόριον* piece + *πλάσσειν* to form]. The surgical restoration of lost parts.

Morison's method, paste, pouch (mor'is-unz) [Rutherford *Morison*, British surgeon]. See under *method, paste*, and *pouch*.

Mörner's test (mer'nerz) [K. A. H. *Mörner*, Stockholm chemist, 1855–1917]. See under *tests*.

morning-sickness (mor"ning-sik'nes). Nausea and vomiting occurring every morning on aris-

ing, and constituting one of the characteristic symptoms of pregnancy.

morococcus (mo-ro-kok'us) [L. *mo'rus* mulberry + *coccus*]. A form of coccus or microbial mass from the eczematous skin.

moron (mo'ron) [Gr. *μωρός* stupid]. A feeble-minded person whose mental age is between eight and twelve years. Cf. *idiot* and *imbecile*.

moronity (mo-ron'it-e). The condition of being a moron.

Moro's reaction or **test** (mo'rō) [E. *Moro*, pediatrist in Munich, born 1874]. See under *reaction*.

morosis (mo-ro'sis). Moronity.

morphea, morphœa (mor-fe'ah) [Gr. *μορφή* form]. A skin disease marked by the formation of pinkish patches or bands, bordered by a purplish areola. The lesions are firm, but not hard, and are usually elevated or depressed. They may atrophy and disappear, leaving cicatrix-like marks. The disease is probably a trophoneurosis. Called also *circumscribed scleroderma* and *Addison's keloid* **acroteric m.**, a form specially affecting the extremities. **m. al'ba**, morphea in which there is little pigmentation. **m. atro'phica**, morphea in which the patches are atrophied. **m. flam'mea**, nævus vascularis. **m. gutta'ta**. See *white-spot disease*, under *disease*. **herpetiform m.**, morphea in which the lesions are disposed as in herpes. **m. linea'ris**, morphea arranged in lines or bands. **m. ni'gra**, morphea with pigmented lesions.

morphin (mor'fin) [L. *morphi'na, morphi'num, mor'phia, mor'phium*]. The principal and most active alkaloid of opium, $C_{17}H_{19}NO_3+H_2O$, occurring in the form of colorless, shining crystals, having a bitter taste and an alkaline reaction. It is only sparingly soluble in water, and is therefore usually given in the form of its salts. Morphin has the properties of opium, but it has less tendency to produce constipation and narcotism, and is more likely to cause nausea and skin eruptions. Dose of morphin and its salts, $\frac{1}{20}$–$\frac{1}{2}$ gr. (0.003–0.033 gm.). **m. acetate**, a yellowish-white powder, $C_{17}H_{19}NO_3.C_2H_4O_2+3H_2O$. It is used in the form of *li'quor morphi'næ aceta'tis*, in 20–40 min. (1.3–2.6 c.c.) doses; also in the form of *injec'tio morphi'næ hypoder'mica*. **m. anisate**, a white, soluble, crystalline salt. **m. benzoate**, a salt in white prisms or in powder: recommended for the relief of asthma. **m. borate**, a salt used in eye treatment and for hypodermic injections. **diacetyl m.** See *heroin*. **m. hydrochlorid**, a white, crystalline substance, $C_{17}H_{19}NO_3.HCl+3H_2O$: used in the form of *li'quor morphi'næ hydrochlo'ras, tinctu'ra chlorofor'mi et morphi'næ, trochis'ci morphi'næ*, etc. Dose of hydrochlorid, $\frac{1}{12}$–$\frac{1}{4}$ gr. (0.0054–0.032 gm.). **m. meconate**, the meconic acid salt of morphin: used like other morphin salts. **m. methylbromid**. See *morphosan*. **m. phthalate**, a yellowish, crystalline salt recommended for hypodermic use. **saccharinated m.**, morphin, 60.9 parts, and saccharin, 39.1 parts. **m. stearate**, a salt, $C_{17}H_{19}NO_3.C_{17}H_{35}COOH$. **m. sulphate**, a white, crystalline substance, $(C_{17}H_{19}NO_3)_2H_2.SO_4+5H_2O$. Dose, $\frac{1}{12}$–$\frac{1}{4}$ gr. (0.0054–0.032 gm.). **m. tartrate**, a salt adapted for use in subcutaneous injections, $(C_{17}H_{19}O_3N)_2.C_4H_6O_6.3H_2O$.

morphina (mor-fi'nah). See *morphin*.

morphinbromethylate (mor"fin-brom-eth'il-āt). A white, crystalline substance, $C_{18}H_{22}NO_3Br + H_2O$, resulting from treating morphin with dimethyl sulphate: used like other morphin derivatives.

morphinism (mor'fin-izm). A morbid state due to the habitual misuse of morphin; also the morphin habit.

morphinization (mor"fin-iz-a'shun). Subjection to the influence of morphin.

morphinomania, morphiomania (mor"fin-o-ma'ne-ah, mor"fe-o-ma'ne-ah). 1. A morbid and habitual craving for morphin. 2. Insanity due to the misuse of morphin.

morphiometry (mor-fe-om'et-re) [*morphin* + Gr. *μέτρον* measure]. The measurement of the amount or proportion of morphin in a drug or preparation.

morphœa (mor-fe'ah). See *morphea*.

morphogenesia (mor"fo-jen-e'se-ah). Morphogenesis.

morphogenesis (mor-fo-jen'es-is) [Gr. *μορφή* form + *γεννᾶν* to produce]. The evolution and development of form.

morphogenetic (mor"fo-jen-et'ik). Producing growth; producing form or shape.

morphography (mor-fog'raf-e) [Gr. *μορφή* form + *γράφειν* to write]. A description of organized beings, with special reference to their forms and structure.

morphologic, morphological (mor-fo-loj'ik, mor-fo-loj'ik-al). Pertaining to morphology.

morphology (mor-fol'o-je) [Gr. *μορφή* form + *λόγος* treatise]. The science of the forms and structure of organized beings.

morphometry (mor-fom'et-re) [Gr. *μορφή* form + *μέτρον* measure]. The measurement of the forms of organisms.

morphon (mor'fon) [Gr. *μορφοῦν* to form]. An individual organism or structural unit.

morphophyly (mor-fof'il-e) [Gr. *μόρφη* form + *φῦλον* tribe]. The development of the form of body organs.

morphophysics (mor-fo-fiz'iks). The study of the physical and chemic causes of development.

morphoplasm (mor'fo-plazm) [Gr. *μορφή* form + *πλάσμα* anything formed]. The substance of the cellular reticulum

morphosan (mor-fo'san). A proprietary name for morphin methylbromid: used like morphin. Dose of 5 per cent. solution, 20 min. (1.33 c.c.); hypodermically, $\frac{1}{12}$–$\frac{1}{8}$ gr. (0.005–0.01 gm.).

morphosis (mor-fo'sis) [Gr. *μορφοῦν* to form]. The process of formation of a part or organ.

morphotic (mor-fot'ik). Pertaining to morphosis or formation concerned in a formative process.

morpio, morpion (mor'pe-o, mor'pe-on), pl. *morpio'nes* [L.]. The crab-louse, *Phthir'ius pu'bis*.

morrhua (mor'u-ah) [L.]. The cod-fish, *Ga'dus mor'rhua*, which furnishes cod-liver oil. See under *oil*.

morrhuate (mor'u-āt). A salt of morrhuic acid.

morrhuin (mor'u-in) [L. *mor'rhua* cod-fish]. A thick, oily ptomain, $C_{19}H_{37}N_3$, from some samples of cod-liver oil.

morrhuol (mor'u-ol) [L. *mor'rhua* cod + *o'leum* oil]. A crystallizable, aromatic, and medicinal substance from cod-liver oil. Dose, 4–12 gr. (0.26–0.78 gm.).

morrhuvin (mor'u-vin). A trade name for a mixture of cod-liver oil and peptonate of iron.

Morris' appendix, point [Robert T. *Morris*, New York surgeon, born 1857]. See under *appendix* and *point*.

mors (morz). Latin for *death*. **m. thy'mica**, thymic death; sudden death occurring in thymic asthma and status lymphaticus.

morsal (mor'sal) [L. *mor'sus* bite]. Taking part in mastication; a term applied to the masticating surface of a bicuspid or molar.

Mor. sol. Abbreviation for L. *mo're sol'ito*, in the usual way.

morsulus (mor'su-lus) [L. dim. of *mor'sus* bite]. A troche.

morsus diaboli (mor'sus di-ab'o-li) [L. "devil's bite"]. The fimbriæ at the ovarian extremity of an oviduct.

mortal (mor'tal) [L. *morta'lis*]. 1. Subject to death or destined to die. 2. Fatal; causing or terminating in death.

mortality (mor-tal'it-e). 1. The quality of being mortal. 2. The death-rate. 3. In life insurance, the ratio of deaths that take place to expected deaths.

mortamin, mortamine (mor'tam-in) [L. *mors* death + *amin* as in vitamin]. A term applied to various faulty food factors, such as improperly prepared foods, excessively rich foods, etc.

mortar (mor'tar) [L. *morta'rium*]. A bell-shaped or urn-shaped vessel of glass, iron, or porcelain, in which drugs are beaten, crushed, or ground with a pestle.

mortification (mor"tif-ik-a'shun). Gangrene or sphacelus; molar death.

mortinatility (mor"te-na-til'-it-e) [L. *mors* death + *na'tus* birth]. The mortality of infants during pregnancy, labor, and the first twenty days after birth.

mortisemblant (mor-te-sem'blant). Apparently dead.

Morton's cough (mor'tunz) [Richard *Morton*, English physician, 1637–1698]. See *cough*.

Morton's current (mor'tunz) [William James *Morton*, American neurologist, 1845–1920]. See *current*.

Morton's disease, foot, neuralgia (mor'tunz) [Thomas George *Morton*, Philadelphia surgeon, 1835–1903]. See *disease, foot,* and *neuralgia*.

mortuary (mort'u-a-re) [L. *mortua'rium* tomb]. 1. Pertaining to death. 2. A dead-house or place of temporary burial.

morula (mor'u-lah) [L. *mo'rus* mulberry]. The segmented ovum in the mulberry stage, forming a solid mass of cells.

morulation (mor-u-la'shun). The process of formation of the morula.

moruloid (mor'u-loid) [L. *mo'rus* mulberry + Gr. *εἶδος* form]. A bacterial colony in the form of a mulberry-like mass.

Morus (mo'rus). A genus of the family Urticaceæ which contains the mulberry **M. ni'gra**, the black mulberry from which mori succus is obtained. **M. tincto'ria**, yellow-wood, which contains maclurin.

Morvan's chorea, disease (mor'vanz) [Augustin Marie *Morvan*, French physician, 1819–1897]. See *chorea* and *disease*.

morvin (mor'vin). Same as *mallein*.

mosaic inheritance (mo-sa'ik). See under *inheritance*.

moschatin (mos'kat-in). An alkaloid, $C_{21}H_{27}NO_7$, from *Achillea moschata*.

Moschcowitz's operation, test (mosh'kow-itz) [Alexis V. *Moschcowitz*, American surgeon, born 1865] See *operation* and *tests*.

moschus (mos'kus). Latin for *musk*.

Mosetig-Moorhof bone wax (mōs-et'ig-mōr'hof) [Albert von *Mosetig-Moorhof*, German surgeon, 1838–1907]. See under *wax*.

Mosler's diabetes (mos'lerz) [Karl Friedrich *Mosler*, German physician, born 1831]. See under *diabetes*.

mosquito (mus-ke'to) [Sp. "little fly"]. 1. A popular name for gnat-like, blood-sucking and venomous insects of various genera, chiefly *Cu'lex*, *Anoph'eles*, and *Stegomy'ia*. The bite of species of the genus *Anopheles* is a leading means of the transmission of malarial fevers *Stegomyia* conveys yellow fever. *Anopheles* and *Culex* transmit the filaria and dengue, and *Janthinosoma* transports the eggs of Dermatobia. For the life history of the malarial parasite in the mosquito's body, see *Plasmodium malariæ* 2. An apparatus for drawing blood from a vessel in sterile condition. **house m.** See *Culex pipiens* and *C. quinquefasciatus*.

mosquitocide (mos-ke'to-sīd) [*mosquito* + L. *cæ'dere* to kill]. Fatal to mosquitos; an agent that is destructive to mosquitos.

moss. Any plant or species of the cryptogamic order *Mus'ci;* also a material composed of or derived from such a plant. **m.-board,** a kind of pasteboard for use in preparing surgical dressings: it is made principally of peat-moss (*Sphag'num*). **Ceylon m.** See *agar*. **club-m.** See *Lycopodium*. **Iceland m.** See *Cetraria*. **Irish m.** See *Chondrus*. **juniper m.** See *Polytrichum*. **muskeag m., peat-m.,** marsh-growing mosses, chiefly of the genus *Sphag'num*. They are considerably used in the preparation of moss-board and surgical dressings. **running m., snake m.** See *Lycopodium*. **sphagnum m.** See *muskeag m*.

Mosso's ergograph, sphygmomanometer (mos'ōz) [Angelo *Mosso*, Italian physiologist, 1846–1910]. See *ergograph* and *sphygmomanometer*.

mossy foot. See under *foot*.

Motais's operation (mot-āz') [Ernst *Motais*, French ophthalmologist, died 1913]. See *operation*.

motarium (mo-ta're-um) [L.]. Lint.

moth (mawth). See *chloasma*. **brown-tail m.** See *Euproctis crysorrhœa*. **tussock m.** See *Hemerocampa leucostigma*.

mother (muth'er) [L. *ma'ter*]. 1. The female parent. 2. The vinegar fungus, *Mycoder'ma ace'ti*. **m.-cell.** See under *cell*. **m.-liquor,** the liquid from which any substance has been separated by crystallization. **m.'s mark.** See *nevus*. **m.-star.** Same as *monaster*.

motile (mo'til). Having a spontaneous but not conscious or volitional movement.

motiline (mo'til-in). A contraction-promoting hormone.

motility (mo-til'it-e). The ability to move spontaneously.

motofacient (mo-to-fa'shent). Producing motion: a term applied to that phase of muscular activity by which the muscle produces actual motion, in contradistinction to the *non-motofacient* phase in which the muscle is contracting without producing motion.

motoneuron (mo-to-nu'ron). A neuron possessing a motor function; a motor neuron.

motor (mo'tor) [L.]. 1. A muscle, nerve, or center that effects or produces movement 2. Producing or subserving motion. **m. oc'uli,** the third cranial nerve. **plastic m.,** the tissues of an amputation stump used to secure motion in an artificial limb.

motorgraphic (mo-tor-graf'ik). Same as *kinetographic*.

motorial (mo-to're-al). Pertaining to motion or to a motorium.

motorium (mo-to're-um) [L.]. 1. A motor center; especially the common center (**m. commu'ne**) of motor influences. 2. The motor apparatus of the body.

motorius (mo-to're-us) [L.]. A motor nerve. **m. oc'uli commu'nis.** See *motor oculi*, in *nerves, table of*.

motormeter (mo"tor-me'ter). A device for recording the mechanic movements of the stomach.

motorogerminative (mo"tor-o-jer'min-a-tiv). Developing into the muscles: said of portions of the mesoderm.

motorpathy (mo-tor'path-e) [*motor* + Gr. *πάθος* disease]. Treatment of disease by gymnastics.

moulage (moo-lahzh') [Fr.]. A wax model of a skin lesion.

mould (mōld). See *mold*.

mounding (mown'ding). The rising in a lump of a wasting muscle when struck.

mountain anemia, fever, sickness, etc. (mown'ten). See under *sickness.*

mounting (mownt'ing). The preparation of specimens and slides for study. The chief media used in mounting large specimens are alcohol and glycerin-jelly; for microscopic objects on a slide, Canada balsam and glycerin.

mouse fever or **septicemia.** See under *septicemia.*

mouth (mowth). The cavity which contains the tongue and teeth. **m.-breathing,** habitual respiration through the mouth instead of the nose. **glass-blowers' m.,** swelling of the parotid gland in glass-blowers. **m.-phenomenon.** See *lip reflex,* under *reflex.* **tapir m.** See *tapir mouth.* **trench m.,** Vincent's angina.

movement (moov'ment). 1. An act of moving; motion. 2. An act of defecation. **after-m.** See *after-movement.* **ameboid m.,** the movement of an ameba or leukocyte by the protrusion of a pseudopodium, or a movement similar to it. See *ameba.* **angular m.,** a movement which changes the angle between two bones. **associated m.,** a movement of parts which act together, as of the eyes **automatic m.,** a movement originating within the organism, but not by an act of the will. **Brownian m., brunonian m.,** the dancing motion of minute particles suspended in a liquid. **Brownian-Zsigmondy m.** Same as *Brownian m.* **choreic m's, choreiform m's,** irregular, jerky movements of muscles or groups of muscles. **ciliary m.,** the lashing motion of cilia occurring in certain of the tissues. **circus m.** 1. A peculiar circular gait; an involuntary rolling or tumbling movement, the result of lesions of the brain and basal nerve-centers. 2. A movement traveling continuously in circular fashion around a ring of muscle. **communicated m.,** one produced by a force acting from without. **m.-cure.** See *kinesitherapy.* **elastic m.,** a movement due to the return of a stretched fiber to its natural length. **fetal m.,** that of a fetus in the womb. **forced m.,** a movement caused by an injury to a motor center or a conducting path. **Frenkel's m's,** a series of movements of precision to be performed by ataxic patients for the purpose of restoring lost coordination. **index-m.,** a movement of the cephalic part of a body about the fixed caudal part. **Magnan's m.,** forward and backward movement of the tongue when it is drawn out in general paralysis of the insane. **molecular m.** Same as *Brownian m.* **nucleopetal m.,** the movement of a male pronucleus toward the female. **passive m.,** any movement of the body effected by a force entirely outside of the organism. **pendular m.,** one of the movements of the intestine in digestion, consisting of a gentle swinging to and fro of the different loops. These movements are ascribed to rhythmic contractions of the longitudinal muscles. **reflex m.,** an involuntary movement provoked by a remote external stimulus acting through a nerve-center. **rolling m.,** the rolling of an animal on its long axis. **scissors m.,** a movement of the retinal reflex resembling the opening and shutting of scissors: indicative of irregular astigmatism. **spontaneous m.,** one which is originated within the organism. **Swedish m.** Same as *kinesitherapy.*

mowers' mite (mo'erz). The *Lep'tus autumna'lis.*

moxa (moks'ah) [Japanese]. A tuft of soft, combustible substance to be burned upon the skin.

moxibustion (moks-ib-us'tshun). The burning of a moxa upon the skin.

Moynihan's test (moin'yanz) [Sir Berkeley George *Moynihan,* contemporary surgeon in Leeds, England]. See under *tests.*

moyrapuama (moi-rah-pu-am'ah). See *muirapuama.*

M. R. C. Abbreviation for *Medical Reserve Corps.*

M. R. C. P. Abbreviation for *Member of the Royal College of Physicians.*

M. R. C. S. Abbreviation for *Member of the Royal College of Surgeons.*

M. S. Abbreviation for *Master of Surgery.*

Ms. Symbol for *masrium.*

M. T., Mt. Abbreviation for *membrana tympani.*

mu (mū) [the Gr. letter μ]. In micrometry, a micron or micromillimeter—$\frac{1}{1000}$ of a millimeter or $\frac{1}{25000}$ of an inch.

muavin (mu-a'vin). An alkaloid from muawi-bark, an East African drug. Its hydrobromid, a yellowish powder, acts somewhat like digitalin.

Muc. Abbreviation for L. *mucila'go,* mucilage.

mucedin (mu'se-din). An amorphous protein derivable from gluten.

Much's bacillus, granules, reaction (mooks) [Hans *Much,* German physician, born 1880]. See *bacillus, granule,* and *reaction.*

Much-Holzmann reaction (mook-holts'man) [Hans *Much* and V. *Holzmann,* contemporary German physician]. See *reaction.*

muchematein (mu-kem'at-in). See *Mayer's muchematein,* under *staining methods.*

mucic acid (mu'sik). See under *acid.*

mucicarmin (mu-se-kar'min). A stain for mucin consisting of 1 gm. of carmin, 0.5 gm. of aluminum chlorid, and 2 c.c. of distilled water.

mucidin (mu'sid-in). A solution of the mucus of red snails: it is bactericidal, but not antitoxic.

muciferous (mu-sif'er-us) [*mucus* + L. *fer're* to bear]. Secreting mucus.

muciform (mu'sif-orm) [*mucus* + L. *for'ma* form]. Resembling mucus.

mucigen (mu'sij-en) [*mucus* + Gr. γεννᾶν to produce]. A substance found in the epithelial cells that secrete mucus. it is convertible into mucin and mucus.

mucigenous (mu-sij'en-us). Producing mucus.

mucilage (mu'sil-āj) [L. *mucila'go*]. 1. An artificial viscid paste of gum or dextrin: used in pharmacy as a vehicle or excipient, or in therapy as a demulcent. The principal mucilages are those of acacia (U. S. P.), elm, salep, sassafras-pith, starch, and tragacanth (U. S. P.). 2. A naturally formed viscid principle in a plant, consisting of a gum dissolved in the juices of the plant.

mucilaginous (mu-sil-aj'in-us). Of the nature of mucilage; slimy and adhesive.

mucilago (mu-sil-a'go). See *mucilage.*

mucin (mu'sin). A conjugated protein (glycoprotein), the chief constituent of mucus. It is soluble in water and precipitated by alcohol, alum, and acids. Mucin is present in saliva, mucous secretions, the bile, and in certain cysts.

mucinase (mu'sin-ās). An enzyme secreted by the intestinal mucosa the function of which is to coagulate mucin.

mucinemia (mu-sin-e'me-ah) [*mucin* + Gr. αἷμα blood]. The presence of mucin in the blood.

mucinoblast (mu-sin'o-blast) [*mucin* + Gr. βλαστός germ]. A mast-cell.

mucinogen (mu-sin'o-jen) [*mucin* + Gr. γεννᾶν to produce]. The principle from which mucin is derived.

mucinoid (mu'sin-oid) [*mucin* + Gr. εἶδος form]. 1. Resembling mucin. 2. Same as *mucoid,* 2d def.

mucinous (mu'sin-us). Resembling or marked by the formation of mucin.

mucinuria (mu-sin-u're-ah) [*mucus* + Gr. οὖρον urine]. The occurrence of mucin in the urine.

muciparous (mu-sip'ah-rus) [L. *mu'cus* mucus + *par'ere* to produce]. Secreting mucus.

mucitis (mu-si'tis). Inflammation of the mucous membrane.

mucocartilage (mu-ko-kar'til-āj). A soft cartilage the cells of which are in a mucus-like matrix.

mucocele (mu'ko-sēl) [*mucus* + Gr. *κήλη* tumor]. Dilatation of a cavity with accumulated mucous secretion, such as catarrhal dilatation of the lacrimal sac or a nasal retention-cyst; also a mucous polypus. **suppurating m.**, a mucocele whose contents are purulent; a pyocele.

mucocolitis (mu-ko-ko-li'tis). Mucous colitis.

mucocutaneous (mu''ko-ku-ta'ne-us) [*mucus* + *cutaneous*]. Pertaining to the mucous membrane and the skin.

mucodermal (mu-ko-der'mal). Pertaining to the skin and mucous membrane.

muco-enteritis (mu''ko-en-ter-i'tis). Acute catarrhal enteritis.

mucofibrous (mu-ko-fi'brus). Composed of mucus and fibrous tissue.

mucoglobulin (mu-ko-glob'u-lin). Any one of the class of proteins to which plastin belongs.

mucoid (mu'koid). 1. Resembling mucus. 2. Any one of a group of mucus-like conjugated proteins of animal origin. The mucoids differ from mucins in solubility. They are precipitated by acetic acid. They include colloid and ovomucoid. Called also *mucinoid*. **serum-m.**, a mucoid from the blood-serum.

mucol (mu'kol). A preparation of salicylic acid: used in infectious diseases of the mouth and throat.

mucolysin (mu-kol'is-in) [*mucus* + Gr. λύσις dissolution]. A lysin which is capable of causing dissolution of mucus.

mucolytic (mu-ko-lit'ik). Destroying or dissolving mucus.

mucomembranous (mu-ko-mem'bran-us). Pertaining to or composed of mucous membrane.

mucoperiosteal (mu''ko-per-e-os'te-al). Consisting of mucous membrane and periosteum.

mucoperiosteum (mu''ko-per-e-os'te-um). Periosteum having a mucous surface, as in parts of the auditory apparatus.

mucopurulent (mu-ko-pu'ru-lent). Containing both mucus and pus.

mucopus (mu'ko-pus) [*mucus* + *pus*]. Mucus which has the appearance of pus on account of the presence of leukocytes.

Mucor (mu'kor) [L.]. A genus of molds forming delicate, white tubular filaments and spheric, black sporangia Mucors together with Thamnidium form the profuse grayish-white growths upon the surface of meat in cold storage known as "whiskers." **M. corymbifer.** Same as *Lichtheimia corymbifera*. **M. muce'do**, a non-pathogenic species from feces or other nitrogenous substances It produces a fatal disease in bees, and has twice been found as a parasite in man in cases of mycosis. **M. pusil'lus**, a species resembling *M. rhizopodiformis*, from moist bread. It is pathogenic for rabbits and is occasionally found in cases of otomycosis in man. **M. racemo'sus**, a mold from diseased pineapples; it sometimes causes intestinal inflammation. **M. ramo'sus**, an extremely malignant pathogenic species from white bread and from the ear in otomycosis. **M. rhizopodifor'mis**, a pathogenic organism which has been found in white bread and in the mouth in cases of hyperkeratosis. In rabbits it causes a fatal mycosis of the spleen, kidneys, bone-marrow, etc.

Mucoraceæ (mu-kor-a'se-e). A family of the order Phycomycetes in which the thallus is not segmented and ramified.

mucoriferous (mu-kor-if'er-us) [L. *mu'cor* mold + *fer're*, to carry]. Covered with mold.

mucorin (mu'ko-rin). An albuminous substance from certain molds.

mucormycosis (mu''kor-mi-ko'sis). A mycosis due to fungus of the genus *Mucor*.

mucosa (mu-ko'sah) [L. "mucus"]. The mucous membrane; **buccal m.**, the mucous tissue beyond the areolar gingiva on buccal surface; **labial m.**, the mucous tissue beyond the areolar gingiva on labial surfaces. **palantine m.**, the mucous tissue covering the palate. **sublingual m.**, the mucous tissue beyond the areolar gingiva on sublingual surfaces.

mucosal (mu-ko'sal). Pertaining to the mucous membrane.

mucosanguineous (mu''ko-san-gwin'e-us). Composed of mucus and blood.

mucosedative (mu-ko-sed'at-iv). Soothing to the mucous surfaces.

mucoserous (mu-ko-se'rus). Containing mucus and serum.

mucosin (mu-ko'sin). A form of mucin peculiar to the more tenacious varieties of **mucus**, as those of the nasal and uterine cavities.

mucosolvene (mu-ko-sol'vēn). A proprietary disinfectant and germicide for use in diphtheria.

mucous (mu'kus) [L. *muco'sus*]. Pertaining to or resembling mucus.

mucro (mu'kro) [L. "a sharp point"]. The pointed end of a part or organ. **m. cor'dis**, the apex of the heart.

mucronate (mu'kro-nāt) [L. *mu'cro* a sharp point]. Having a spine-like tip or end.

mucroniform (mu-kron'if-orm). Spine-like.

Mucuna (mu-ku'nah) [Brazilian]. 1. A genus of leguminous plants 2. Cowhage; the hairs of the pods of *M. pru'riens* and *M. u'rens:* they are anthelmintic and irritant.

mucus (mu'kus) [L.]. The viscid watery secretion of the mucous glands It is composed of water, mucin, inorganic salts, epithelial cells, leukocytes and granular matter.

mucusan (mu'ku-san). Diboron-zinc-tetra-ortho oxybenzoate: used in gonorrhea, leukorrhea, conjunctivitis, etc.

mudar (mu'dar). The root-bark of *Calot'ropis gigan'tea*, a plant of India and other hot regions alterative and sudorific. Dose, 2–5 gr. (0.133–0.333 gm.).

mudarin (mu'dar-in). A bitter extractive from the bark of mudar.

mud-bath. See *bath*.

muffle, muffle furnace. An oven in which material may be heated without exposing it to the direct action of the fire. It is employed in dental ceramics.

muguet (moo-gwa') [Fr.]. Thrush (1st def.).

muhinyo (mu-hin'yo). A fever endemic in Uganda similar to Malta fever.

muiracithin (moo-e-ras'ith-in). A proprietary aphrodisiac combination of muirapuama and lecithin.

muirapuama (moo-e''rah-poo-ah'mah). A drug from Brazil, reputed to be an aphrodisiac and nerve stimulant.

mulberry (mul'ber-e). Any tree of the genus *Mo'rus*. From the juice of the fruit a syrup is made which is used as a drink in fevers. The root of *M. ni'gra* is used for tapeworm. **m. calculus m. mark.** See *calculus* and *nevus*.

Mulder's angle (mul'derz) [Johannes *Mulder* Dutch anatomist, 1769–1810]. See under *angle*.

Mulder's test (mul'derz) [Gerard Jan *Mulder* Dutch chemist, 1802–1880]. See under *tests*.

mulene (mu'lēn). A preparation similar to amber brine.

Mules's operation (mūlz) [Philip Henry *Mules* English oculist, 1843–1905]. See *operation*.

muliebria (mu-le-eb're-ah) [L.]. The female generative organs.

muliebrity (mu-le-eb'ri-te) [L. *mulieb'ritas*]. 1. Womanly quality; the sum of the peculiarities of the female sex. 2. The assumption of female qualities by the male.

mull (mul). A variety of thin, soft muslin, used in surgery. **plaster-m.**, a sheet of mull coated with gutta-percha. used in surgery as a dressing and in skin diseases **salve m.** See *mulla*.

mulla (mul'ah). An ointment in which the base is a mixture of salt and lard, spread on mull or soft muslin.

mullein (mul'in). See *Verbascum*.

muller (mul'er). A kind of pestle, flat at the bottom: used for grinding drugs upon a slab of similar material.

Müller's duct, fibers, muscle, etc. (mil'erz) [1. Johannes *Müller*, German physiologist, 1801–1858. 2. Heinrich *Müller*, German anatomist, 1820–1864]. See *duct, fiber, muscle*, etc.

Müller's fluid or **liquid** (mil'erz) [Hermann Franz *Müller*, German histologist, 1866–1898]. See under *fluid*.

Müller's sign (mil'erz) [Koloman *Müller*, Hungarian physician, born 1849]. See under *sign*.

Müller's test (mil'erz) [Edward *Müller*, German physician, born 1876]. See under *tests*

multi- [L. *mul'tus* many, much]. A prefix signifying many or much.

multi-articular (mul''te-ar-tik'u-lar). Pertaining to or affecting many joints.

multicapsular (mul-te-kap'su-lar). Having many capsules.

multicell (mŭl'tis-el). Any organ made up of many cells; any group of functionally active cells.

multicellular (mul-te-sel'u-lar) [L. *mul'tus* many + *cel'lula* cell]. Composed of many cells.

Multiceps (mul'tis-eps). A genus of tapeworms, the bladder-worms of which are found in herbivorous animals and the adult forms in carnivorous animals.

multicuspid, multicuspidate (mul-te-kus'pid, mul-te-kus'pid-āt) [L. *mul'tus* many + *cus'pis* point]. Having many cusps.

multifamilial (mul''te-fam-il'e-al). Affecting the several successive generations of a family.

multifid (mul'tif-id) [L *multi'fidus; mul'tus* many + *fin'dere* to split]. Cleft into many parts.

multiganglionic (mul''te-gan-gle-on'ik). Pertaining to, affecting, or possessing many ganglia.

multiglandular (mul-te-glan'du-lar). Affecting many glands.

multigravida (mul-te-grav'id-ah) [L. *mul'tus* many + *grav'ida* pregnant]. A woman who has often been pregnant.

multi-infection (mul''te-in-fek'shun). Infection with several varieties of organisms.

multilobar (mul-til-o'bar). Having numerous lobes.

multilobular (mul-te-lob'u-lar) [L. *mul'tus* many + *lob'ulus* lobule]. Having many lobules.

multilocular (mul-te-lok'u-lar) [L. *mul'tus* many + *loc'ulus* cell]. Having many cells or loculi.

multimammæ (mul-te-mam'e) [L. *mul'tus* many + *mam'ma* breast]. The condition of having more than two breasts.

multinodular (mul-te-nod'u-lar). Composed of many nodules.

multinuclear, multinucleate (mul-te-nu'kle-ar, -nu'kle-āt) [L. *mul'tus* many + *nucleus*]. Having several nuclei.

multipara (mul-tip'ar-ah) [L. *mul'tus* many + *par'ere* to bear]. A woman who has borne several children.

multiparity (mul-tip-ar'it-e). The condition of being a multipara.

multiparous (mul-tip'ar-us). Having given birth to several children.

multipartial (mul-tip-ar'shal). Made from several strains of the same organism: said of sera.

multiple (mul'tip-l) [L. *mul'tiplex*]. Manifold; occurring in various parts of the body at once.

multipolar (mul-te-po'lar) [L. *mul'tus* many + *po'lus* pole]. Having more than two poles or processes.

multirooted (mul-te-roo'ted). Having many roots; said of molar teeth.

multirotation (mul-tir-o-ta'shun). See *mutarotation*.

multituberculate (mul''te-tu-ber'ku-lāt). Having many tubercles.

multivalent (mul-tiv'al-ent) [L. *mul'tus* many + *vale're* to have value]. Having the power of combining with more than two univalent atoms.

muma (mu'mah). Myositis purulenta tropica.

mummification (mum''if-ik-a'shun). Dry gangrene; also the drying up and shriveling of the fetus.

mumps (mumps) [L. *parotidi'tis*]. Contagious parotiditis; a contagious febrile disease marked by inflammation and swelling of the parotid gland. After an incubation period of about three weeks the symptoms appear with fever, headache, and pain beneath the ear. Soon there develops a tense, painful swelling in the parotid region, which interferes with mastication and swallowing and renders both actions painful. After a period of a few days to a week the symptoms gradually disappear. Sometimes the submaxillary and other salivary glands are involved, and occasionally the testicles, mammæ, or the labia majora become swollen. One attack generally confers immunity from another. The causative organism is probably a filterable virus. **metastatic m.**, that which involves the testis or a mammary gland and labium majus. **single m.**, that which affects only one of the parotid glands.

Mundinus (mun-di'nus). An Italian physician and anatomist, also known as Mondino da Luzzi, professor of medicine at Bologna. He is said to have been the first of his time to dissect the human body. Died 1326.

munity (mu'nit-e). The state of being susceptible to infection.

Munro's point (mun-rō'z) [John Cummings *Munro*, Boston surgeon, 1858–1910]. See under *point*.

mural (mu'ral) [L. *mura'lis*, from *mu'rus* wall]. Pertaining to or occurring in a wall.

Murchison's pill (mer'tshis-unz) [Charles *Murchison*, English physician, 1830–1879]. See under *pill*.

Mu'rex purpu'rea. A gastropodous mollusk of the Mediterranean: from it a homeopathic remedy is prepared: used in uterine diseases.

murexid (mu-reks'id) [L. *mu'rex* purple sea-snail]. Ammonium purpurate, $C_8H_4O_6N_5.NH_4.H_2O$, a brownish-red powder formerly used as a dye. **m. test.** See under *tests*.

muriate (mu're-āt) [L. *mu'ria* brine]. An obsolete synonym of *chlorid*.

muriatic (mu-re-at'ik) [L. *muriat'icus; mu'ria* brine]. Derived from common salt. **m. acid.** See *acid, hydrochloric*.

murine (mu'rin). A proprietary remedy for local use in eye diseases: antiseptic and astringent.

murmekiasmosis amphilaphes (mer''me-ki-as-mo'sis am-fil'af-ēz) [Gr. μυρμεκιάσμος outbreak of warts on the body and αμφίλαφης spreading]. A supposedly new disease of the tropics, consisting of cutaneous warts marked by extremely rapid growth, spreading to the whole side of the face and neck.

murmur (mur'mur) [L.]. A gentle blowing auscultatory sound. **accidental m.**, one due to some temporary and unimportant circumstance. **amphoric m.**, a respiratory murmur having an amphoric character. **anemic m.**, one due to a watery condition of the blood. **aneurysmal m.**, a vascular murmur caused by an aneurysm. **aortic m.**, a sound indicative of disease of the aortic

A TABLE OF ENDOCARDIAL MURMURS.

Time of Occurrence.	Site of Greatest Intensity.	Direction of Transmission.	Seat of Lesion.	Nature of Lesion.
Systolic.	At cardiac apex.	Along left fifth and sixth ribs—in left axilla—in the back, at inferior angle of left scapula.	Mitral orifice.	Incompetency—Regurgitation.
Systolic.	At junction of right second costal cartilage with sternum.	To junction of right clavicle with sternum—in course of right carotid.	Aortic orifice.	Narrowing—Obstruction.
Systolic.	At ensiform cartilage.	Feebly transmitted.	Tricuspid orifice.	Incompetency—Regurgitation.
Systolic.	At left second intercostal space, close to sternum.	Feebly transmitted.	Pulmonary orifice.	Narrowing—Obstruction.
Diastolic.	At junction of right second costal cartilage with sternum.	To midsternum—in course of sternum.	Aortic orifice.	Incompetency—Regurgitation.
Diastolic.	At left second intercostal space, close to sternum.	In course of sternum.	Pulmonary orifice.	Incompetency—Regurgitation.
(Diastolic) presystolic.	Over body of heart.	To apex of heart.	Mitral orifice.	Narrowing—Obstruction.
(Diastolic) presystolic.	At ensiform cartilage.	Feebly transmitted.	Tricuspid orifice.	Narrowing—Obstruction.

valves. **apex-m.**, a murmur heard over the apex of the heart. **arterial m.**, a murmur in an artery, sometimes aneurysmal and sometimes hemic. **attrition m.**, the sound produced by the friction of the pericardial surfaces in some cases of pericarditis. **bellows m.**, the bruit de souffle, a puffing systolic heart-sound. **blood-m.**, one due to an abnormal, and commonly to anemic, condition of the blood Called also *hemic m.* **Bright's m.** See *bruit de cuir neuf.* **bronchial m.**, a murmur heard over the large bronchi resembling a laryngeal respiratory murmur. **cardiac m.**, any adventitious sound heard over the region of the heart. **cardiopulmonary m.**, a murmur caused by the impact of the heart against the lung· sometimes also due to physical and histologic changes in the substance of the lung. **cardiorespiratory m.** Same as *cardiopulmonary m.* **crescendo m.**, a heart murmur marked by a pitch which rises progressively and a force which increases progressively and a sudden termination: it is heard in mitral stenosis. **deglutition m.**, a murmur heard on auscultation over the esophagus during the act of swallowing. **diastolic m.**, one occurring with and after the second sound of the heart. Heard at the apex, it is a sign of mitral obstruction; at the base of the heart, it is due to aortic regurgitation; more rarely to pulmonary regurgitation. **direct m.**, one due to a roughened endocardium and contracted valvular orifice. Called also *obstructive m.* **Duroziez's m.**, a double murmur in the femoral artery due to aortic regurgitation. **dynamic m.**, one caused by the irregular pulsation of the heart. **endocardial m.**, an abnormal sound produced within the cavity of the heart. **Eustace Smith's m.**, a venous hum heard over the manubrium when the patient's head is stretched backward in bronchial stenosis. **exocardial m.**, a cardiac murmur produced outside of the heart's cavities. **expiratory m.**, a soft buzzing sound heard on expiration and caused by the current of air passing through the bronchi. **Fisher's m.**, a systolic murmur heard over the anterior fontanel or in the temporal region in rickets. **Flint's m.**, a loud presystolic murmur at the apex in aortic regurgitation. **Fraentzel m.**, a murmur louder at the beginning and the end of diastole than during the midperiod: heard in mitral stenosis. **friction-m.**, one due to the rubbing together of two serous surfaces. **functional m.**, a cardiac murmur due to anemia or to excited action of the heart. **Graham Steele m.**, the murmur caused by relative pulmonary insufficiency; it is a soft diastolic murmur heard in the pulmonary area in the third left intercostal space near the border of the sternum and thence propagated down the sternum. **heart m.** Same as *cardiac m* **hemic m.** See *blood-m.* **humming-top m.** Same as *venous hum.* See *hum.* **indirect m.**, one that is caused by the reversal of the direction of the blood-current. **inorganic m.**, any murmur not due to a valvular or other lesion. **inspiratory m.**, the murmur heard over the lungs during inspiration. **lapping m.**, a cardiac murmur resembling the sound of a cat lapping milk, heard in rupture of the aorta. **Makins's m.**, a reproduction in the heart of the systolic murmur heard over a wounded artery. **metallic m.**, a metallic musical sound heard over the lungs during inspiration. **mitral m.**, a murmur due to disease of the mitral valve. **muscle m.**, a murmur heard over a muscle in a state of contraction. **musical m.**, a cardiac murmur with a musical quality. **Nun's m.**, bruit de diable. **obstructive m.** See *direct m.* **organic m.**, one due to a structural change in the heart, in a vessel, or in the lung substance. **Parrot's m.**, a soft murmur heard instead of the cardiac sound in asystole. **pericardial m.**, a murmur produced in the pericardial sac. **pleuropericardial m.**, a pleural friction-sound heard in the pericardial region and resembling a pericardial murmur. **prediastolic m.**, one that occurs just before and with the diastole. Heard at the apex, it is due to mitral obstruction; at the base of the heart, to aortic regurgitation; more rarely, to pulmonary regurgitation. **presystolic m.**, one occurring just before the systole, from mitral or tricuspid obstruction. **pulmonic m.**, one due to disease of the valves of the pulmonary artery. **reduplication m.**, a heart murmur in which the mitral and tricuspid first sound or the aortic and pulmonary second sounds are heard separately. **regurgitant m.**, that which is due to a dilated valvular orifice. **respiratory m.**, the murmur heard on auscultation over the normal lung during respiration. **Roger's m.** See *bruit de Roger.* **see-saw m.** Same as *to-and-fro m.* **spontaneous m.**, a cardiac murmur heard over a wide extent, and chiefly due to aortic valvular insufficiency. **stenosal m.**, a sound produced in an artery by artificial pressure or by a stenosis. **subclavicular m.**, a sound sometimes produced in the subclavian artery during systole, and due to a stenosis: mostly a symptom of tuberculous disease. **systolic m.**, one at the systole: due to aortic, tricuspid, or pulmonary obstruction. **to-and-fro m.**, a pericardial murmur occurring with both the

systole and the diastole. **Traube's m.**, cantering rhythm. See *rhythm*. **tricuspid m.**, a murmur caused by disease of the tricuspid valves. **vascular m.**, a murmur occurring in a blood-vessel. **venous m.**, a murmur occurring in a vein. **vesicular m.**, the murmur of normal breathing. **water-wheel m.** See *bruit de moulin*.

Murphy button, method, sign, treatment (mer'fe) [John Benjamin *Murphy*, Chicago surgeon, 1857–1916]. See *button, method, sign, treatment*.

murrain (mur'in). Any destructive cattle-plague.

murrina (moo-re'nah). A form of trypanosomiasis among mules and horses in the Canal Zone (Darling, 1911). It is thought to be caused by the *Trypanoso'ma hip'picum*, and is marked by anemia, weakness, emaciation and edema, conjunctivitis, pyrexia, and some posterior paralyses.

Mus (mus) [L. "mouse"]. A genus of rats and mice *M. decuma'mus*. Same as *M norvegicus*. *M. alexandri'nus*, the Egyptian or roof rat. *M. mus'culus*, the common house mouse. *M. norve'gicus*, the brown or barn rat. *M. rat'tus*, the English black rat. See *rat*.

Musca (mus'kah) [L. "fly"]. A genus of flies of the family Muscidæ which have their mouth parts adapted for suction only. **M. bra'va**, a South American fly which is probably instrumental in transmitting mal de Caderas **M. domes'tica**, the common house fly. It may act as a mechanical carrier of the microörganisms of typhoid fever, cholera, dysentery, plague, and of pyogenic bacteria. The larvæ may cause myiasis. **M. lute'o s.** See *Auchmeromyia*. **M. vomito'ria.** See *Calliphora vomitoria*.



Musca domestica: A, Fly; B, larva; C, pupa.

muscæ volitantes (mus'e vol-it-an'tēz) [L. "flitting flies"]. Specks seen floating before the eyes.

muscardin (mus'kar-din). A disease of silkworms caused by *Botry'tis bassia'na*.

muscarin (mus'kar-in) [L. *musca'rius* pertaining to flies]. A deadly alkaloid, $OH(CH_3)_3N.CH_2.CHO.H_2O$, from various mushrooms, as the fly-agaric, *Agar'icus musca'rius;* also from rotten fish. Its nitrate is a cardiant, diaphoretic, and sialogogue. It has been used in hay-fever, bronchitis, and diabetes insipidus. Dose, $\frac{1}{30}$–1 gr. (0.002–0.066 gm.), to be given with great caution.

muscarinism (mus'kar-in-izm). Poisoning by muscarin.

muscegenetic (mus"e-jen-et'ik). Giving rise to muscæ volitantes.

muscicide (mus'kis-īd) [L. *mus'ca* fly + *cæ'dere* to kill]. Destructive to flies; also any agent which destroys flies.

Muscidæ (mus'id-e). A family of the Diptera. It includes the following genera: *Auchmeromyia, Calliphora, Chrysomyia, Cordylobia, Glossina, Lucilia, Musca*, and *Stomoxys*.

Muscina (mus-i'nah). The non-biting stable-fly which breeds in dung and comes into the house.

muscle (mus'el) [L. *mus'culus*]. An organ which by contraction produces the movements of an animal organism. They are of two varieties: *striated*, or *striped*, including all the muscles in which contraction is voluntary and the heart muscle; *unstriated, smooth*, or *organic*, including all the involuntary muscles except the heart, such as the muscular layer of the intestines, bladder, blood-vessels, etc. Striated muscles are covered with a thin layer of connective tissue (*epimysium*) from which septa (*perimysium*) pass, dividing the muscle into bundles of fibers, or *fasciculi*. Each fasciculus contains a number of parallel fibers separated by connective-tissue septa (*endomysium*). Each fiber consists of an outer covering with transverse septa, the *sarcolemma*, containing *sarcous substance* and *nuclei*, or muscle-corpuscles. The sarcous substance is marked by minute transverse lines, whence the name, *striated* muscle. Smooth muscles are composed of elongated, spindle-shaped nucleated cells arranged parallel to one another, and usually in bundles of varying size. *Muscle-plasma* is the liquid obtained from fresh muscles by means of pressure. *Muscle-rods* are minute longitudinal lines found by Schäfer in striated muscular tissue. *Muscle-serum* is the liquid remaining after a clot has formed in muscle-plasma. See *muscles, table of*. **antagonistic m.**, a muscle which counteracts the action of another muscle. **appendicular m.**, one of the muscles of a limb. **articular m.**, a joint-muscle. **Bell's m's**, the musculi pylori of the ureters. **bipennate m.**, a muscle in which the

[*For continuation of muscle*, see p. 763.]

A TABLE OF THE MUSCLES.—*Continued.*

MUSCLE.	ORIGIN.	INSERTION.	NERVE-SUPPLY.	ACTION.
Abduc'tor pol'licis lon'gus.	Same as *Extensor ossis metacarpi pollicis.*			
Abduc'tor pol'licis ma'nus.	Trapezium, annular ligament, and palmar fascia.	First phalanx of thumb and tendon of extensor longus.	First digital branch of median.	Carries forward first phalanx of thumb.
Abduc'tor pol'licis pe'dis.	Inner tubercle of os calcis; internal annular ligament.	First phalanx of great toe; inner side at base.	Internal plantar.	Abducts the great toe.
Accelera'tor uri'næ.	Central tendon and median raphé of perineum.	Triangular ligament; bulb, spongy and cavernous bodies of penis, etc.	Perineal branch of pudic.	Ejects urine and semen; aids in erection.
Accesso'rius ad accesso'rium.	See *Flexor accessorius longus digitorum pedis.*			
Accesso'rius ad flexo'rem digito'rum profun'dum.	Coronoid process and internal condyle of humerus.	Perforating tendons of flexor profundus digitorum.	Anterior interosseous and ulnar.	Aids in flexing fingers.
Accesso'rius ad sacrolumba'lem.	Angles of six lower ribs.	Angles of six upper ribs.	Branches from dorsal.	Erects the spine and bends body backward.
Accesso'rius glute'us min'imus.	Outer surface of ilium.	Anterior border of great trochanter.	Superior gluteal	Aids gluteus minimus
Accesso'rius orbicula'ris inferio'ris.	Inferior maxilla outward from levator labii inferioris	Angle of mouth, joining buccinator, etc.	. . . . .	Contracts mouth.
Accesso'rius orbicula'ris superio'ris.	Alveolar edge of upper jaw opposite incisor teeth.	Angle of mouth.	. . . . .	Contracts mouth.
Adduc'tor bre'vis.	Body and ramus of pubes.	Proximal part of linea aspera of femur.	Obturator.	Adducts, rotates outward, and flexes thigh.
Adduc'tor hallu'cis.	Tarsal ends of middle metatarsal bones, etc.	Outside of base of first phalanx of great toe.	External plantar.	Adducts the great toe.
Adduc'tor lon'gus.	Crest of pubes and symphysis.	Linea aspera of femur.	Obturator.	Rotates outward, adducts, and flexes thigh.
Adduc'tor mag'nus.	Ramus of pubes and of ischium.	Linea aspera of femur and great trochanter.	Great sciatic and obturator.	Adducts thigh and everts it.
Adduc'tor min'imus.	The anterior portion of the adductor magnus.	Ischium and body and ramus of pubes.	Obturator and great sciatic.	Adducts thigh.
Adduc'tor obli'quus hallu'cis.	See *Adductor hallucis.*			
Adduc'tor pol'licis.	Third metacarpal bone.	Base of first phalanx of thumb, inner side.	Ulnar.	Adducts thumb toward median line.
Adduc'tor quadra'tus.	See *Adductor minimus.*			
Adduc'tor transver'sus hallu'cis.	See *Transversus pedis*			
Amygdaloglos'sus.	Pharyngeal aponeurosis over tonsil.	Continuous with palatoglossus.	. . . . .	Assists in lifting edge of tongue, and in rendering the dorsum concave
Ancone'us.	Back of outer condyle of humerus.	Olecranon and shaft of ulna.	Musculospiral.	Extends forearm.
Antitra'gicus.	Outer part of antitragus.	Caudate process of helix.	Temporal and posterior auricular.	
Arrecto'res pi'li.	Papillary layer of skin.	Hair-follicles.	Sympathetic.	Elevates hairs of skin.
Articula'ris ge'nu.	Same as *Subcrureus*			
Aryepiglot'ticus.	Same as *Arytæno-epiglottideus.*			
Arytæno-epiglottid'eus infe'rior.	Arytenoid cartilage.	Epiglottis, anterior surface.	Recurrent laryngeal.	Compresses sacculus laryngis.
Arytæno-epiglottid'eus supe'rior.	Tip of arytenoid cartilage.	Arytenoepiglottidean folds.	Recurrent laryngeal.	Constricts the opening of larynx.
Arytænoi'deus.	Base and outer border of arytenoid cartilage.	Apex of other arytenoid cartilage.	Recurrent laryngeal.	Closes posterior part of glottis.
Arytænoi'deus rec'tus.	Back part of arytenoid cartilage.	Corniculum laryngis.	. . . . .	Probably shortens the larynx.
Attol'lens au'rem.	Occipitofrontal aponeurosis.	Upper cranial side of pinna.	Temporal branch of facial nerve.	Elevates pinna; dilates auditory canal.
At'trahens au'rem.	Lateral cranial aponeurosis.	Helix and edge of concha.	Facial.	Raises and advances pinna.

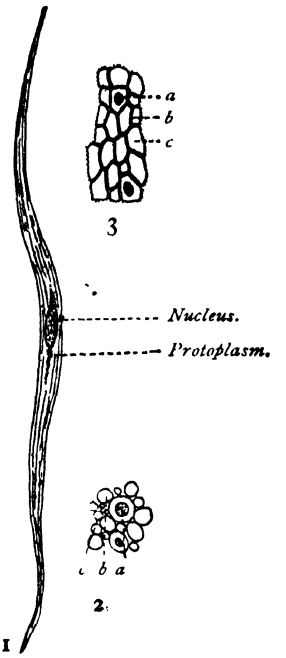

Smooth muscle-cells from the intestine of a cat: in 1, isolated, in 2 and 3, in cross-section. At *a* the cell is cut in the plane of the nucleus; at *c*, in the neighborhood of the pointed end. In 3 is seen the manner in which neighboring cells are joined to each other by intercellular bridges.

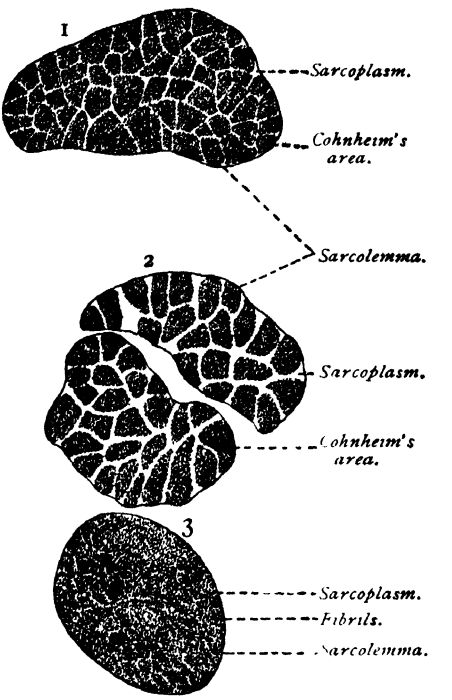

Transverse section through striated muscle fibers of a rabbit: 1 and 3, from a muscle of the lower extremity; 2, from a lingual muscle. In 2, Cohnheim's fields are distinct; in 1, less clearly shown, in 3 the muscle-fibrils are more evenly distributed.

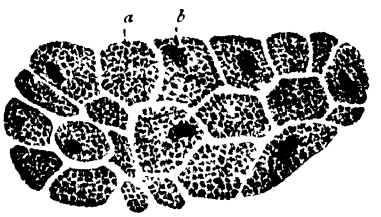

Cross section of a muscle-fiber of the human heart, *a*, contractile substance, *b*, nucleus.



From a striated muscle of man, obtained by teasing. *h*, a median disk lying in the transverse disk, *Q*, *z*, the intermediate disk borders above and below on the light isotropic disks.

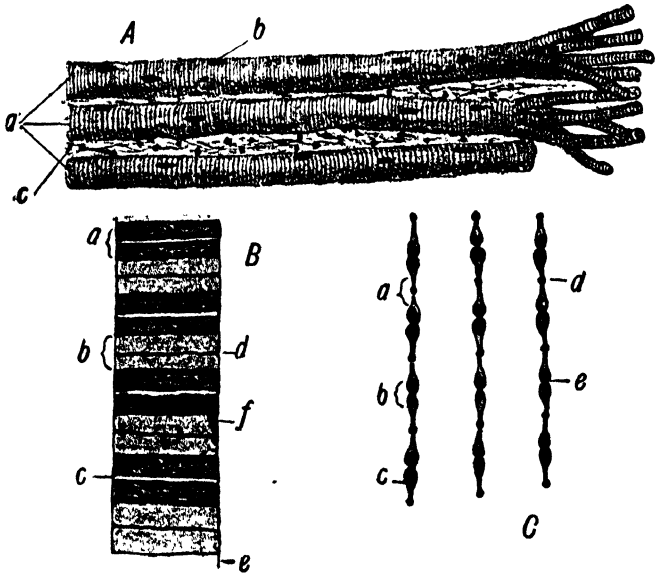

Voluntary muscle: *A*, three voluntary muscle-fibers in long sections; *a*, three voluntary muscle-fibers; *b*, nuclei of same; *c*, fibrous tissue between fibers (endomysium); *d*, fibers separated into sarcostyles. *B*, structure of a muscle fiber (diagrammatic): *a*, dark band; *b*, light band; *c*, median line of Hensen; *d*, membrane of Krause; *e*, sarcolemma; *f*, nucleus. *C*, diagram of the structure of the fibrils of a striated muscle-fiber; *a*, light band; *b*, dark band; *c*, contractile elements; *d*, dots composing membrane of Krause; *e*, narrowing of contracting elements forming Hensen's line (Leroy).



Heart-muscle, semidiagrammatic: *a*, nucleus; *b*, branch of fibers, *c*, cross-striation (Leroy).

A TABLE OF THE MUSCLES.—*Continued.*

MUSCLE.	ORIGIN.	INSERTION.	NERVE-SUPPLY.	ACTION.
Auricula'ris ante'rior.	Same as *Attrahens aurem.*			
Auricula'ris poste'rior.	Same as *Retrahens aurem.*			
Auricula'ris supe'rior.	Same as *Attollens aurem.*			
Az'ygos pharyn'gis (*occasional*).	Pharyngeal tubercle of occipital bone	Raphé of pharynx.	Glossopharyngeal.	Blended with superior constrictor.
Az'ygos u'vulæ.	Posterior nasal spines of palate bones.	Uvula	Facial.	Raises tip of uvula.
Basioglos'sus.	Fibers of hyoglossus arising from base of hyoid bone.	Tongue.	Hypoglossal.	Depresses side of tongue.
Bi'ceps cu'biti.	1. Long head upper margin of glenoid cavity. 2. Short head coracoid process.	Tuberosity of radius and fascia of forearm.	Musculocutaneous.	Flexes and supinates forearm; flexes and adducts arm.
Bi'ceps fem'oris.	1. Long head from ischial tuberosity. 2. Short head from linea aspera.	Head of fibula and outer tuberosity of head of tibia.	Great sciatic and external popliteal.	Flexes knee and rotates it outward.
Biven'ter cervi'cis.	Transverse processes and spines of 2–4 upper dorsal.	Superior curved line of occipital bone.	Upper cervical.	Retracts, lowers, and rotates head.
Bowman's.	See *Ciliary.*			
Brachia'lis.	Same as *Brachialis anticus.*			
Brachia'lis anti'cus.	Lower half of the shaft of humerus, front surface.	Coronoid process of ulna at junction with shaft.	Musculospiral; musculocutaneous.	Flexes the forearm.
Brachiocapsula'ris.	See *Subscapularis.*			
Brachioradia'lis.	See *Supinator longus*			
Brücke's.	The longitudinal portion of ciliary muscle.			
Buccina'tor	Alveolar edges of maxillary bones, pterygomaxillary ligament.	Orbicularis oris.	Buccal branch of facial.	Compresses the cheeks and retracts the angles of the mouth.
Bulbocaverno'sus	See *Acceleratur urinæ*			
Cani'nus.	Same as *Levator anguli oris.*			
Cephalopharyn'geus.	See *Constrictor of*	*pharynx, superior.*		
Cervica'lis ascen'dens.	Angles of four or five upper ribs.	Transverse processes of 4th, 5th, and 6th cervical vertebræ.	External branches of cervical.	Keeps head and neck erect, raises upper ribs.
Chondrocoracoid (*occasional*).	First costal cartilage.	Coracoid process overlying the coracobrachialis.		
Chondroglos'sus.	Inner side and base of lesser cornu of hyoid bone.	Substance of tongue.	Hypoglossal.	Depresses and retracts tongue.
Choroid.	See *Ciliary.*			
Ciliary.	*Longitudinal* division, junction of cornea and sclera; *circular* division, fibers form a ring.	Outer layers of choroid and ciliary processes.	Short (oculomotor) ciliary.	Visual accommodation.
Cir'cumflexus pal'ati.	See *Tensor palati*			
Cleidoepitrochlea'ris.	Clavicular portion of deltoid.	Internal condyle of the humerus.	Circumflex.	Raises arm and draws it forward.
Coccyg'eus.	Ischial spine and lesser sacrosciatic ligament	Coccyx, sacrococcygeal ligament, and sacrum.	Fourth and fifth sacral.	Supports and raises coccyx, and closes pelvic outlet.
Complex'us.	Transverse processes 7th cervical and 6 upper dorsal, and articular processes of 4th to 6th cervical.	Occipital bone.	Suboccipital, great occipital, various internal branches of cervical.	Retracts, rotates, and otherwise moves the head.
Compres'sor hemisphær'icus bul'bi.	That portion of the bulbocavernosus which overlies the most prominent part of the bulb.			
Compres'sor na'rium.	Superior maxillary bone.	Fellow muscle and nasal fibrocartilage.	Facial.	Compresses nostrils.
Compres'sor na'rium mi'nor.	Cartilage of ala nasi.	Skin at end of nose.	Facial.	Compresses nostrils.

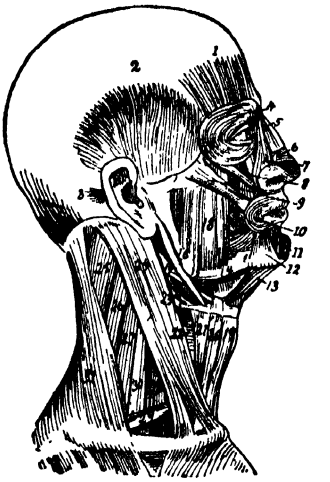

Muscles of the right side of the head and neck 1, frontalis; 2, superior auricular, 3, posterior auricular, 4, orbicularis palpebrarum, 5, pyramidalis nasi; 6, compressor naris; 7, levator labii superioris alæque nasi, 8, levator labii superioris, 9, zygomaticus major; 10, orbicularis oris, 11, depressor labii inferioris; 12, depressor anguli oris; 13, anterior belly of digastric; 14, mylohyoid; 15, hyoglossus, 16, stylohyoid; 17, posterior belly of digastric; 18, the masseter, 19, sternohyoid; 20, anterior belly of omohyoid; 21, thyrohyoid; 22, 23, lower and middle constrictors of pharynx; 24, sternomastoid; 25, 26, splenius; 27, levator scapulæ; 28, anterior scalenus; 29, posterior belly of omohyoid; 30, middle and posterior scalenus; 31, trapezius.

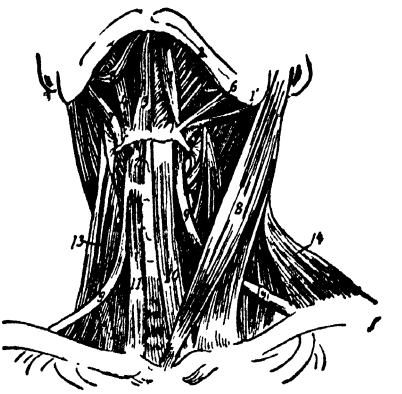

Muscles of the neck from the front On the left side the platysma has been removed, and on the right the digastric, the stylohyoid, mylohyoid, sternohyoid, and omohyoid: 1, posterior, and 1', anterior belly of digastric; 2, mylohyoid, 3, geniohyoid; hyoglossus; 5, styloglossus; 6, stylohyoid, 7, stylopharyngeus; 8, sternomastoid; 9, 9', omohyoid; 10, sternohyoid, 11, 12, sternothyroid; 13, levator scapulæ.

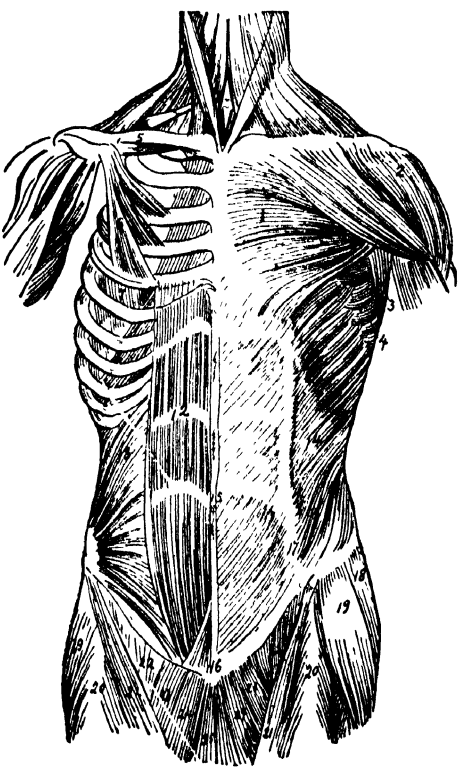

Muscles of the trunk from before (left side superficial, and right side deep, muscles): 1, pectoralis major; 2, deltoid; 3, portion of latissimus dorsi; 4, serratus magnus; 5, subclavius; 6, the pectoralis, sternocostal portion; 7, serratus magnus; 12, rectus abdominis, 13, internal oblique; 14, external oblique; 15, abdominal aponeurosis and tendinous intersections of rectus abdominis; 16, over symphysis pubis; 17, linea semilunaris; 18, gluteus medius; 19, tensor vaginæ femoris; 20, rectus femoris; 21, sartorius; 22, femoral part of iliopsoas; 23, pectineus; 24, adductor longus; 25, gracilis.

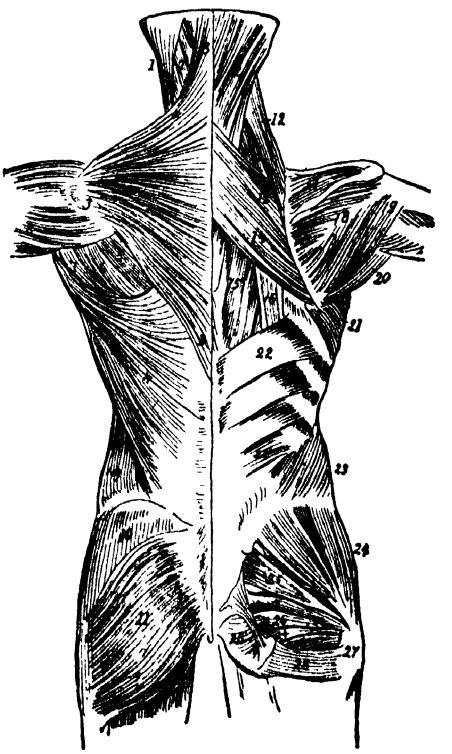

Muscles of the trunk from behind (left side, superficial; right side, deep). 1, sternomastoid, 2, splenius; 3, trapezius; 4, latissimus dorsi; 5, infraspinatus; 6, teres minor; 7, teres major; 8, deltoid; 9, external oblique of abdomen; 10, gluteus medius; 11, gluteus maximus; 12, levator anguli scapulæ; 13, rhomboideus minor, 14, rhomboideus major; 15, part of longissimus dorsi; 16, tendons of insertion of iliocostalis; 17, supraspinatus, 18, infraspinatus; 19, teres minor; 20, teres major; 21, serratus magnus; 22, upper; and 22, lower part of serratus posticus inferior; 23, internal oblique; 24, gluteus medius; 25, pyriformis and superior and inferior gemelli; 26, 26', portions of obturator internus; 27, tendon of obturator internus; 28, quadratus femoris.

A TABLE OF THE MUSCLES.—*Continued.*

Muscle.	Origin.	Insertion.	Nerve-supply.	Action.
Compres'sor sac'culi laryn'gis.	Arytenoid cartilage.	Anterior surface of epiglottis.	Recurrent laryngeal.	Compresses the sacculus laryngis.
Compres'sor ure'thræ.	Ramus of pubes and ischium.	Fellow muscle.	Dorsal nerve of penis.	Expels urine and semen; aids in erection.
Compres'sor vagi'næ.	The bulbocavernosi of the female.	Central tendon of perineum.	Perineal branch of pudic.	Constricts vagina.
Compres'sor ve'næ dorsa'lis pe'nis.	Ischiocavernosus muscle.	Fascia of penis, over dorsal vessels.	Perineal branch of pudic.	Aids in erection.
Constric'tor isth'mi fau'cium.	See *Palatoglossus*			
Constric'tor of pharynx (inferior).	Cricoid and thyroid cartilages.	Posterior median raphé.	Glossopharyngeal, pharyngeal plexus, and external and recurrent laryngeal.	Contracts pharynx, as in swallowing.
Constric'tor of pharynx (middle).	Cornua of hyoid and stylohyoid ligament	Posterior median raphé.	Pharyngeal plexus and glossopharyngeal.	Contracts pharynx, as in swallowing.
Constric'tor of pharynx (superior)	Palate bone, internal pterygoid plate, pterygomaxillary ligament, alveolar process of jaw, and side of tongue.	Posterior median raphé.	Pharyngeal plexus, glossopharyngeal	Contracts pharynx, as in swallowing.
Constric'tor ure'thræ.	See *Compressor urethræ.*			
Constric'tor vagi'næ.	See *Compressor vaginæ.*			
Coracobrachia'lis.	Coracoid process of scapula and intermuscular septum	Middle of inner face of shaft of humerus	Musculocutaneous	Flexes and adducts arms.
Corruga'tor cu'tis a'ni.	Submucous tissue within the anus.	Skin surrounding anus.	Sympathetic.	Corrugates the skin around the anus.
Corruga'tor supercil'ii	Inner end of superciliary ridge.	Under surface of orbicularis palpebrarum	Facial.	Draws eyebrow down and inward, wrinkles forehead
Crampton's	See *Ciliary*			
Cremas'ter.	Middle of Poupart's ligament.	Crest of pubic bone and sheath of rectus abdominis.	Genital branch of genitocrural	Retracts testicle.
Cremas'ter, internal, of Henle.	Fibers of gubernaculum testis	Elements of fetal spermatic cord.		
Crico-arytenoi'deus latera'lis.	Side of cricoid cartilage	Outer angle of base of arytenoid cartilage.	Recurrent laryngeal.	Closes chink of glottis.
Crico-arytenoi'deus posti'cus.	Back of cricoid cartilage.	Outer angle of base of arytenoid cartilage	Recurrent laryngeal.	Opens chink of glottis
Cricothyroid.	Front and side of cricoid cartilage.	Thyroid cartilage at lower inner border.	Superior laryngeal.	Renders vocal cords tense.
Crure'us.	See *Vastus internus.*			
Del'toid.	Clavicle, acromion, and spine of scapula.	Middle of outer side of shaft of humerus.	Circumflex.	Raises arm and aids in carrying it forward and backward.
Depres'sor a'læ na'si.	Incisive fossa of upper maxilla.	Septum and ala of nose.	Buccal branch of facial.	Contracts nostril and depresses ala.
Depres'sor an'guli o'ris	External oblique line of lower maxilla.	Angle of the mouth.	Supramaxillary branch of facial.	Depresses the angle of the mouth.
Depres'sor epiglot'tidis.	A portion of thyro-epiglottideus.	Epiglottis.	Recurrent laryngeal.	Depresses epiglottis.
Depres'sor la'bii inferio'ris.	External oblique line of lower jaw bone.	Lower lip.	Supramaxillary branch of facial.	Depresses lower lip.
Depres'sor sep'ti.	Septally attached part of depressor alæ nasi.			
Depres'sor thyroi'deus (*anomalous*).	Lower border first tracheal ring.	Lower border of thyroid cartilage.	. . . . .	Depresses thyroid cartilage.
Depres'sor ure'thræ.	Ramus of ischium near transversus perinei profundus.	Fibers of constrictor vaginæ.	. . . . .	Depresses urethra.
Detru'sor uri'næ.	Posterior surface of pubes.	Outer muscular layer of bladder.	Sympathetic.	Expels urine.
Diaphragm.	Ensiform and costal cartilages, 6 or 7 lower ribs, ligamenta arcuata and lumbar vertebræ.	Central tendon.	Phrenic.	Respiration and expulsive acts.
Digastric (anterior belly).	Intermediate tendon and hyoid bone.	Inner surface of inferior maxilla, near symphysis.	Mylohyoid branch of inferior dental.	Elevates and retracts hyoid bone and tongue.

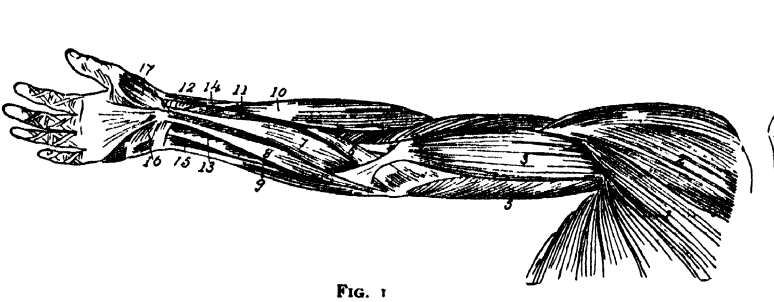

FIG. 1

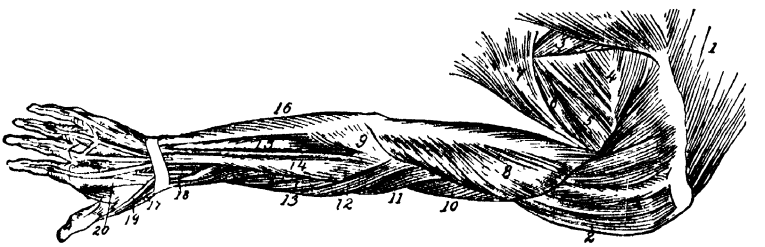

FIG. 2.



FIG. 3

FIG 1.—*Superficial Muscles of Shoulder and Arm, from before* 1, pectoralis major, 2, deltoid, 3, biceps brachii; 4, brachialis anticus; 5, triceps, 6, pronator radii teres, 7, flexor carpi radialis, 8, palmaris longus, 9, flexor carpi ulnaris, 10, supinator longus; 11, extensor ossis metacarpi pollicis; 12, extensor brevis pollicis; 13, flexor sublimis digitorum, 14, flexor longus pollicis, 15, flexor profundus digitorum; 16, palmaris brevis, 17, abductor pollicis.

FIG. 2.—*Superficial Muscles of Shoulder and Arm, from behind*: 1, trapezius, 2, deltoid; 3, rhomboideus major; 4, infraspinatus, 5, teres minor; 6, teres major, 7, latissimus dorsi, 8, triceps; 9, anconeus, 10, brachialis anticus, 11, supinator longus; 12, extensor carpi radialis longior, 13, extensor carpi radialis brevior; 14, extensor communis digitorum, 15, extensor carpi ulnaris, 16, flexor carpi ulnaris; 17, extensor ossis metacarpi pollicis, 18, extensor brevis pollicis, 19, tendon of extensor longus pollicis.

FIG 3.—*Superficial Muscles of Hip and Thigh, from behind* 1, gluteus medius, 2, gluteus maximus, 3, vastus externus, 4, biceps flexor cruris, 5, semitendinosus; 6, semimembranosus, 7, gracilis, 8, sartorius, 9, adductor magnus; 10, 11, gastrocnemius, 12, origin of plantaris

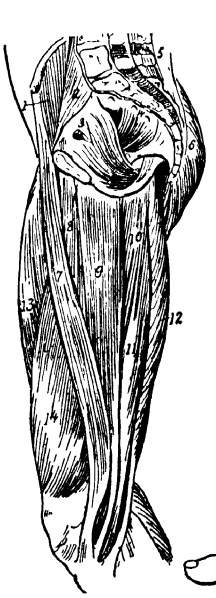

FIG. 4.

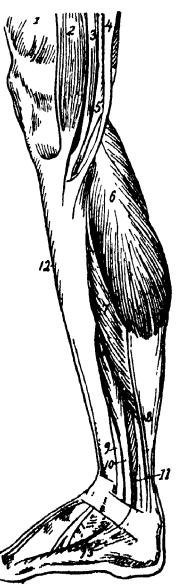

FIG. 5.

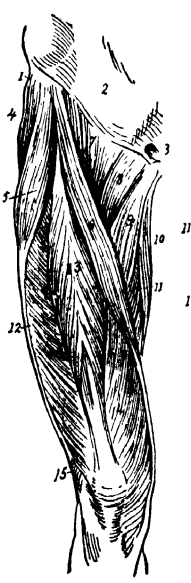

FIG. 6.

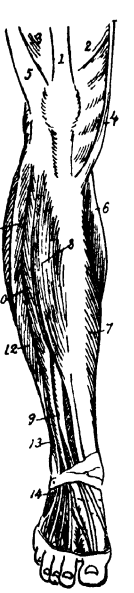

FIG. 7.



FIG 8.

FIG. 4.—*Muscles of inner side of thigh and interior of pelvis*: 1, iliacus; 2, psoas magnus; 3, obturator internus, 4, pyriformis, 5, erector spinæ, 6, gluteus maximus, 7, sartorius, 8, adductor longus; 9, gracilis, 10, adductor magnus; 11, semimembranosus, 12, semitendinosus, 13, rectus femoris, 14, vastus internus.

FIG. 5.—*Superficial muscle of leg from inner side*: 1, vastus internus; 2, sartorius; 3, gracilis; 4, semitendinosus; 5, semimembranosus; 6, inner head of gastrocnemius; 7, soleus; 8, tendon of plantaris, 9, tendon of tibialis posticus; 10, flexor longus digitorum, 11, flexor longus hallucis; 12, tibialis anticus; 13, abductor hallucis

FIG. 6.—*Superficial muscles of front of thigh*: 1, insertion of external oblique into iliac crest; 2, aponeurosis of external oblique; 3, external abdominal ring, 4, gluteus medius; 5, tensor vaginæ femoris; 6, sartorius; 7, iliopsoas; 8, pectineus; 9, adductor longus; 10, gracilis; 11, adductor magnus; 12, vastus externus; 13, rectus femoris, 14, vastus internus; 15, biceps flexor cruris.

FIG. 7.—*Muscles of leg and foot, from before*: 1, tendon of rectus femoris; 2, vastus internus; 3, vastus externus; 4, sartorius; 5, iliotibial band; 6, inner head of gastrocnemius, 7, inner part of soleus; 8, tibialis anticus; 9, extensor proprius hallucis, 10, extensor longus digitorum; 11, peroneus longus; 12, peroneus brevis; 13, peroneus tertius; 14, origin of extensor brevis digitorum

FIG. 8.—*Superficial muscles of leg from behind*: 1, vastus externus; 2, biceps flexor cruris, 3, semitendinosus; 4, semimembranosus; 5, gracilis; 6, sartorius; 7, outer, and 8, inner head of gastrocnemius; 9, plantaris; 10, soleus; 11, peroneus longus, 12, peroneus brevis; 13, flexor longus digitorum; 14, tibialis posticus; 15, lower fibers of flexor longus hallucis

A TABLE OF THE MUSCLES.—*Continued.*

Muscle.	Origin.	Insertion.	Nerve-supply.	Action.
Digastric (posterior belly).	Digastric groove of mastoid process.	Hyoid bone and intermediate tendon.	Facial.	Elevates and retracts hyoid bone and tongue.
Dilata'tor na'ris ante'rior.	Alar cartilage.	Skin at border of ala of nose.	Infra-orbital branch of facial.	Dilates the nostril.
Dilata'tor na'ris poste'rior.	Nasal notch of upper maxilla.	Skin near margin of nostril.	Infra-orbital branch of facial.	Dilates the nostril.
Dorsal interos'sei of hand, 4.	Sides of metacarpal bones.	Bases of corresponding first phalanges.	Ulnar.	Abduct fingers from median line; aid in flexion and extension.
Dorsal interos'sei of foot, 4.	Sides of metatarsal bones.	Base of first phalanx of corresponding toe.	External plantar.	Abduct toes; aid in flexion and extension.
Epicra'nius.	Same as *Occipito-frontalis.*			
Erec'tor clito'ridis	Tuberosity and ramus of ischium.	Crus of clitoris.	Perineal branch of external pudic.	Erects the clitoris.
Erec'tor pe'nis.	Ischial tuberosity, crus penis, and pubic ramus.	Tunic of corpus cavernosum.	Perineal branch of external pudic.	Maintains erection.
Erec'tor pi'li.	See *Arrectores pili.*			
Erec'tor spi'næ.	Sacro-iliac groove, spines of sacrum, lumbar and three lower dorsal spinous processes.	Passes into sacrolumbalis, longissimus dorsi, and spinalis dorsi.	Lumbar and dorsal nerves, external posterior branches.	Extension of lumbar spinal column.
Exten'sor annula'ris (*anomalous*).	Posterior face of shaft of ulna.	Tendon of ring-finger.		
Exten'sor bre'vis digito'rum ma'nus (*anomalous*).	Ligamentous tissues on back of wrist.	Tendons of third, fourth, and fifth fingers.		
Exten'sor bre'vis digito'rum pe'dis.	Os calcis, anterior annular ligament.	First phalanx of great toe and tendons of extensor longus digitorum.	Anterior tibial.	Extends first phalanges of toes.
Exten'sor bre'vis hallu'cis.	That portion of extensor brevis digitorum that goes to great toe.			
Exten'sor bre'vis pol'licis.	See *Extensor primi internodii pollicis.*			
Exten'sor car'pi radia'lis bre'vior.	External condyle of humerus.	Base of third metacarpal bone.	Posterior interosseous.	Extends and abducts wrist, helps to flex forearm.
Exten'sor car'pi radia'lis lon'gior.	External condyloid ridge of humerus.	Base of metacarpal of index-finger.	Musculo-spiral.	Extends and abducts wrist, helps to flex forearm.
Exten'sor car'pi ulna'ris.	1. External condyle of humerus. 2. Posterior border of ulna.	Fifth metacarpal.	Posterior interosseous.	Extends and abducts wrist, helps to flex forearm.
Exten'sor coccy'gis.	Last bone of sacrum or first of coccyx.	Tip of coccyx.	Sacral branches.	Extends coccyx.
Exten'sor commu'nis digito'rum.	Outer condyle of humerus; intermuscular septum.	Second and third phalanges of fingers.	Posterior interosseous.	Extends fingers; helps extend forearm.
Exten'sor dig'iti quin'ti pro'prius.	Same as *Extensor minimi digiti*			
Exten'sor in'dicis.	Back of ulna; interosseous membrane.	Second and third phalanges of index-finger.	Posterior interosseous.	Extends index-finger.
Exten'sor in'dicis pro'prius.	Same as *Extensor indicis*			
Exten'sor lon'gus digito'rum pe'dis.	Outer tuberosity of tibia, shaft of fibula, etc.	Second and third phalanges of four lesser toes.	Anterior tibial.	Extends toes; flexes foot and turns it out.
Exten'sor lon'gus pol'licis.	See *Extensor secundi internodii pollicis.*			
Exten'sor min'imi dig'iti.	Outer condyle of humerus, etc.	Second and third phalanges of little finger.	Posterior interosseous.	Extends little finger; extends forearm slightly.
Exten'sor os'sis metacar'pi pol'licis.	Same as *Extensor primi internodii pollicis.*			
Exten'sor pol'licis bre'vis	Same as *Extensor secundi internodii pollicis*			
Exten'sor pol'licis lon'gus.	Back of radius, ulna, and interosseous membrane.	Base of metacarpal of thumb, radial side.	Posterior interosseous.	Extends metacarpal bone of thumb.

A TABLE OF THE MUSCLES.—*Continued.*

MUSCLE.	ORIGIN.	INSERTION.	NERVE-SUPPLY.	ACTION.
Exten'sor pri'mi interno'dii hallu'cis lon'gus (*anomalous*).	Fibula and interosseous membrane.	Inner part of base of first phalanx of great toe.		Extends thumb.
Exten'sor pri'mi interno'dii pol'licis.	Back of radius; interosseous membrane.	Base of first phalanx of thumb.	Posterior interosseous.	Extends thumb.
Exten'sor pro'prius dig'iti mi'ni mi (*anomalous*).	Distal part of ulna, or posterior ligament of wrist.	Base of first phalanx of little finger.		Extends little finger.
Exten'sor pro'prius hallu'cis.	Middle of fibula in front; interosseous membrane.	Base of last phalanx of great toe.	Anterior tibial.	Extends great toe; flexes foot.
Exten'sor secun'di interno'dii pol'licis.	Back of ulna; interosseous membrane.	Base of last phalanx of thumb.	Posterior interosseous.	Extends thumb.
Flex'or accesso'rius digito'rum pe'dis (*2 heads*).	1. Inner; 2. Outer surface of os calcis, etc.	Tendon of flexor longus digitorum.	External plantar.	Aids in flexing toes.
Flex'or accesso'rius lon'gus digito'rum pe'dis (*inconstant*).	Shaft of tibia or fibula.	Tubercle of os calcis, and tendon of long flexor.	External plantar.	Helps flex the toes.
Flex'or bre'vis digito'rum pe'dis.	Inner tubercle of os calcis, plantar fascia, etc.	Second phalanges of lesser toes.	Internal plantar.	Flexes toes.
Flex'or bre'vis hallu'cis.	Under surface of cuboid and external cuneiform bones, etc.	Base of first phalanx of the great toe.	Internal plantar.	Flexes and adducts first phalanx of great toe.
Flex'or bre'vis min'imi dig'iti ma'nus.	Unciform bone and annular ligament.	First phalanx of the little finger.	Ulnar.	Flexes and abducts little finger.
Flex'or bre'vis min'imi dig'iti pe'dis.	Base of fifth metatarsal bone, etc.	Base of first phalanx of the little toe	External plantar.	Flexes little toe; adducts fifth metatarsal bone.
Flex'or bre'vis pol'licis ma'nus.	2 heads—*outer* annular ligament, trapezium, *inner*. first metacarpal bone.	Base of first phalanx of thumb	*Outer head*—median, palmar branch. *Inner head*—deep ulnar.	Flexes first phalanx of thumb and extends second phalanx.
Flex'or bre'vis pol'licis pe'dis.	See *Flexor brevis hallucis.*			
Flex'or car'pi radia'lis.	Internal condyle of humerus, intermuscular septum.	Metacarpal bone of index-finger at base.	Median.	Flexes and abducts wrist, helps to pronate hand and flex forearm.
Flex'or car'pi ulna'ris.	2 heads—1. Internal condyle of humerus. 2. Olecranon, ulna, etc.	5th metacarpal and pisiform bone.	Ulnar.	Flexes and adducts wrists.
Flex'or cru'ris.	See *Biceps femoris.*			
Flex'or dig'iti quin'ti bre'vis.	Same as *Flexor brevis minimi digiti.*			
Flex'or in'dicis.	The indicial portion of the flexor profundus digitorum.			
Flex'or lon'gus digito'rum pe'dis.	Shaft of tibia, posterior surface.	Last phalanges of lesser toes.	Posterior tibial.	Flexes toes and extends foot.
Flex'or lon'gus hallu'cis.	Inner surface of lower two-thirds of shaft of fibula.	Base of distal phalanx of great toe.	Posterior tibial.	Flexes great toe and extends foot.
Flex'or lon'gus pol'licis.	Anterior surface of radius and coronoid process of ulna.	Base of distal phalanx of thumb.	Anterior interosseous.	Flexes thumb.
Flex'or os'sis metacar'pi pol'licis.	See *Opponens pollicis.*			
Flex'or profun'dus digito'rum.	Shaft of ulna, coronoid process, etc.	Distal phalanges of fingers.	Ulnar and anterior interosseous.	Flexes distal phalanges.
Flex'or subli'mis digito'rum (*3 heads*).	1. Inner condyle of humerus, etc. 2. Coronoid process of ulna. 3. Oblique line of radius.	Second phalanges of fingers.	Median.	Flexes second phalanges, flexes forearm slightly.
Fronta'lis.	See *Occipitofrontalis.*			
Gastrocne'mius (*2 heads*).	Condyles of the femur.	Os calcis by the Achilles tendon.	Internal popliteal.	Extends foot; flexes leg, etc.
Gavard's.	The oblique muscular fibers of the stomach-walls.			
Gemel'lus infe'rior.	Tuberosity of ischium; lesser sacrosciatic notch.	Great trochanter.	Sacral plexus.	Rotates extended thigh; abducts it when flexed.
Gemel'lus supe'rior.	Spine of ischium; lesser sacrosciatic notch.	Great trochanter.	Sacral plexus.	Rotates extended thigh, abducts it when flexed.

A TABLE OF THE MUSCLES.—*Continued.*

Muscle	Origin.	Insertion.	Nerve-supply.	Action.
Geniohyoglos'sus.	Superior genial tubercle of lower jaw-bone.	Hyoid bone and under surface of tongue.	Hypoglossal.	Retracts, depresses, and protrudes tongue; raises hyoid.
Geniohy'oid.	Inferior genial tubercle of lower jaw-bone.	Body of hyoid bone.	Hypoglossal.	Lifts and advances hyoid; aids in depressing jaw.
Glossopalati'nus.	Same as *Palatoglossus.*			
Glute'us max'imus.	Superior curved line and crest of ilium, sacrum, and coccyx.	Fascia lata, femur below great trochanter.	Inferior gluteal and sacral plexus.	Extends, abducts, and rotates thigh outward.
Glute'us me'dius.	Ilium between superior and middle curved lines.	Great trochanter.	Superior gluteal.	Rotates, abducts, and extends thigh.
Glute'us min'imus.	Ilium between middle and inferior curved lines, etc.	Great trochanter.	Superior gluteal.	Rotates, abducts, and extends thigh.
Glute'us quar'tus.	See *Accessorius glutæus minimus.*			
Gra'cilis.	Ramus of pubes and ischium.	Inner surface of shaft of tibia.	Obturator.	Flexes and adducts leg and adducts thigh.
Guthrie's.	See *Transversus perinei, deep.*			
Hel'icis ma'jor.	Tubercle on helix.	Spine of helix	Auriculotemporal and posterior auricular.	Renders tense the skin of auditory canal
Hel'icis mi'nor.	Anterior rim of helix.	Concha.	Auriculotemporal and posterior auricular.	Renders tense the skin of auditory canal.
Henle's.	See *Prerectalis.*			
Hilton's.	See *Compressor sacculi laryngis.*			
Horner's.	See *Ciliary* and *Tensor tarsi*			
Houston's.	See *Compressor venæ dorsalis penis.*			
Hyoglos'sus.	Body and cornua of hyoid bone.	Side of tongue.	Hypoglossal.	Depresses side of tongue and retracts tongue
Hyopharyn'geus.	See *Constrictor of pharynx, middle*			
Ili'acus.	Upper half of iliac fossa and crest, ala of sacrum, etc.	Lesser trochanter	Anterior crural	Flexes and rotates thigh outward, etc.
Iliocos'tal.	See *Sacrolumbalis.*			
Iliocosta'lis dor'si.	Same as *Accessorius ad sacrolumbalem.*			
Iliocosta'lis lumbo'rum.	Same as *Sacrolumbalis.*			
Incisu'ræ Santori'ni.	See *Intertragicus.*			
Infracosta'les, 10.	Inner surface of ribs.	Inner surface of first, second, or third rib below.	Intercostal.	Inspiration, by raising ribs.
Infraspina'tus.	Infraspinous fossa.	Great tuberosity of humerus.	Suprascapular.	Rotates humerus outward, etc.
Interaryt'enoid.	Side of one arytenoid cartilage.	Side of other arytenoid cartilage.	Recurrent laryngeal.	Draws together the arytenoid cartilages.
Intercos'tals, external, 11.	Outer lip of inferior border of ribs.	Superior border of rib below.	Intercostal.	Probably depress ribs in expiration.
Intercos'tals, internal, 11.	Inner lip of inferior border of ribs.	Upper border of rib below.	Intercostal	Probably raise ribs in inspiration.
Interos'sei dorsa'les of foot (4).	Surfaces of adjacent metatarsal bones.	Outer sides of bases of first phalanges.	External plantar	Flex first, and extend second and third phalanges, abduct second, third, and fourth toes.
Interos'sei dorsa'les of hand (4).	Sides of metacarpal bones.	Sides of aponeurosis of extensor tendon; neighboring parts of first phalanges.	Ulnar.	Abduct fingers, flex first and extend second and third phalanges
Interos'sei palma'res (3).	Sides of metacarpal bones.	Aponeurosis of extensor tendons, neighboring parts of first phalanges.	Ulnar.	Adduct fingers, flex first and extend second and third phalanges.
Interos'sei planta'res (3).	Inner and under surfaces of 3 outer metatarsal bones.	Inner sides of first phalanges of corresponding toes.	External plantar.	Adduct first phalanges of three outer toes; flex phalanges of first row, and extend the rest.
Interspina'les.	Under surface of spines of vertebræ near apex.	Posterior part of upper surface of spine below.	Internal posterior branches of spinal nerves.	Supports spinal column.
Intertra'gicus.	Anterior wall cartilaginous canal of ear.	Opposite side of larger fissure of ear.	Posterior auricular.	Dilates the concha.

A TABLE OF THE MUSCLES.—*Continued.*

MUSCLE.	ORIGIN.	INSERTION.	NERVE-SUPPLY.	ACTION.
Intertransversa'les.	Between transverse process of contiguous vertebræ.	. . . . .	Spinal nerves.	Support and flex spinal column.
Ischiocaverno'sus.	See *Erector penis.*			
Ischiococcy'geus.	Spine of ischium and pelvic fascia.	Coccyx and median raphé.	Fourth sacral.	Raises floor of pelvis; aids in defecation.
Ischiocon'dyloid.	The portion of adductor magnus inserted into the internal condyle of femur.			
Jar'javay's.	See *Depressor urethræ.*			
Keratocri'coid.	Near lower border of cricoid cartilage.	Inferior horn of thyroid cartilage.		
Keratoglos'sus.	Those fibers of the hyoglossus that arise from greater cornu of hyoid bone.			
Latis'simus dor'si.	Spinous processes of 6 lower dorsal and lumbar and sacral vertebræ, crest of ilium, and 4 lowest ribs.	Bicipital groove of humerus.	Long subscapular.	Draws arm downward and backward and rotates it
Laxa'tor tym'pani ma'jor.	Spinous process of sphenoid and anterior wall of tympanum.	Neck of malleus.	Tympanic.	Is probably ligamentous and not truly muscular.
Laxa'tor tym'pani mi'nor.	Upper and back part of external auditory canal.	Short process and handle of malleus.	Tympanic.	Is a ligament with no true muscular tissue.
Leva'tor an'guli o'ris.	Canine fossa of upper maxilla.	Angle of mouth.	Infraorbital branch of facial.	Raises angle of mouth and draws it in.
Leva'tor an'guli scap'ulæ.	Transverse processes of 4 upper cervical vertebræ.	Posterior edge of scapula.	Third and fourth cervical.	Raises upper angle of scapula; aids in rotating head.
Leva'tor a'ni.	Body and ramus of pubes, pelvic fascia, spine of ischium.	Rectum, coccyx, and raphé of perineum.	Sacral and perineal branch of pudic.	Supports rectum and vagina; aids in defecation.
Leva'tor clavic'ulæ (*anomalous*).	Transverse processes of first and second cervical vertebræ.	Outer portion of clavicle.		
Leva'tor glan'dulæ thyroi'deæ (*anomalous*).	Isthmus or pyramid of thyroid gland.	Body of hyoid bone.		
Leva'tor la'bii inferio'ris.	Incisive fossa of lower jaw-bone.	Skin of chin.	Supramaxillary branch of facial.	Raises lower lip and wrinkles chin.
Leva'tor la'bii superio'ris.	Inferior margin of orbit.	Upper lip.	Infraorbital branch of facial.	Lifts and protrudes upper lip.
Leva'tor la'bii superio'ris alæ'que na'si.	Nasal process of upper jaw-bone.	Cartilage of ala nasi and upper lip.	Infraorbital branch of facial.	Raises upper lip and dilates nostril.
Leva'tor men'ti.	See *Levator labii inferioris.*			
Leva'tor pala'ti.	Petrous bone and Eustachian tube.	Raphe of soft palate.	Sphenopalatine ganglion (facial).	Raises soft palate.
Leva'tor pal'pebræ superio'ris.	Lesser wing of sphenoid.	Upper tarsal plate.	Third.	Raises upper lid.
Leva'tor pharyn'gis.	See *Stylopharyngeus.*			
Leva'tor prosta'tæ.	A part of the anterior portion of the levator ani muscle.	. . . . .	. . . . .	Supports and compresses prostate.
Leva'tor ve'li palati'ni.	Same as *Levator palati.*			
Levato'res costa'rum (12 pairs).	Transverse processes of seventh cervical and 11 upper dorsal vertebræ.	Each to next two ribs below.	Intercostal.	Lift ribs in inspiration.
Lingua'lis infe'rior.	Under surface of tongue at base.	Tip of tongue.	Chorda tympani.	Shortens tongue.
Lingua'lis supe'rior.	Submucosa and septum of tongue.	Edges of tongue.	Hypoglossal.	Shortens tongue and raises its edges and tip.
Lingua'lis transver'sus.	Median septum of tongue.	Edges of tongue.	Hypoglossal.	Narrows and stretches tongue and lifts its edges.
Lingua'lis vertica'lis.	Upper surface of tongue near sides of tip.	Under surface of tongue.	Hypoglossal.	Flattens tip of tongue.
Longis'simus cap'itis.	Same as *Trachelomastoid.*			

A TABLE OF THE MUSCLES.—*Continued.*

Muscle.	Origin.	Insertion	Nerve-supply.	Action.
Longis'simus cervi'cis.	Same as *Transversalis cervicis*			
Longis'simus dor'si.	Transverse and articular processes of lumbar vertebræ and fascia.	Transverse processes of lumbar and dorsal vertebræ and lowest ribs.	Lumbar and dorsal.	Supports spine and bends trunk backward.
Lon'gus atlan'tis	The superior or upper oblique portion of the longus colli.			
Lon'gus cap'itis.	Same as *Rectus capitis anticus major.*			
Lon'gus col'li · 1. Upper oblique portion.	Transverse processes of third to fifth cervical vertebræ.	Anterior arch of atlas.		
2. Lower oblique portion.	Bodies of first to third dorsal.	Transverse processes of fifth to sixth cervical vertebræ.	Lower cervical.	Flexes and supports cervical vertebræ.
3. Vertical portion.	Bodies of 3 dorsal and 3 cervical vertebræ.	Bodies of second to fourth cervical vertebræ.		
Lumbrica'les, 4, of foot.	Tendons of flexor longus.	First phalanges of lesser toes and tendons of extensor longus.	External and internal plantar.	Accessory to flexors and extensors.
Lumbrica'les, 4, of hand.	Tendons of flexor profundus.	Tendons of extensor communis	Median and ulnar.	Aid in flexion and extension.
Masse'ter.	Zygomatic arch and malar process of upper maxilla.	Angle and ramus of lower jaw.	Inferior maxillary.	Mastication.
Merkel's.	See *Keratocricoid*			
Midriff.	See *Diaphragm.*			
Müller's	See *Ciliary.*			
Multif'idus.	Same as *Multifidus spinæ.*			
Multif'idus spi'næ.	Sacrum, posterior superior iliac spine, articular processes of lumbar and cervical and transverse processes of dorsal vertebræ	Laminæ and spinous processes of vertebræ.	Posterior branches of spinal nerves	Rotates and supports spinal column.
Mylohy'oid.	Mylohyoid ridge of lower jaw-bone.	Hyoid bone and median raphé.	Mylohyoid branch of inferior dental.	Raises and advances hyoid, forms floor of mouth, aids in depressing jaw.
Nasolabia'lis.	Septum of nose.	Upper lip.	Buccal branch of facial.	Raises lip.
Obli'quus au'ris.	Cranial surface of concha.	Cranial surface of pinna above concha.	Posterior annular and temporal.	
Obli'quus cap'itis infe'rior.	Spinous process of the axis.	Transverse process of atlas.	Suboccipital and occipitalis major.	Rotates atlas and head.
Obli'quus cap'itis supe'rior.	Transverse process of atlas.	Occipital bone below superior curved line	Suboccipital.	Draws head back and rotates it.
Obli'quus exter'nus.	Eight lowest ribs.	Crest of ilium, Poupart's and Gimbernat's ligaments, linea alba, crest of pubes.	Iliohypogastric and intercostal.	Compresses viscera, flexes thorax, aids in expulsive acts.
Obli'quus infe'rior.	Orbital plate of upper jaw-bone.	Sclera.	Oculomotor.	Abducts and raises eyeball, and rotates it upward and outward.
Obli'quus inter'nus.	Crest of ilium, Poupart's ligament, and lumbar fascia.	Six lowest ribs, linea alba, crest of pubes.	Intercostal, ilio-inguinal, and iliohypogastric.	Compresses abdomen, flexes thorax, and aids in expiration.
Obli'quus supe'rior.	Lesser wing of sphenoid above optic foramen.	Sclera.	Trochlear.	Abducts and depresses eye, and rotates it downward and inward.
Obtura'tor exter'nus.	Rim of obturator foramen and membrane.	Digital fossa at base of great trochanter.	Obturator.	Rotates thigh outward.
Obtura'tor inter'nus.	Obturator foramen, pubes, ischium, etc.	Inner surface of great trochanter.	Sacral.	Rotates and abducts thigh.
Occipita'lis.	Occipital portion of occipitofrontalis.			

A TABLE OF THE MUSCLES.—*Continued*

Muscle.	Origin.	Insertion.	Nerve-supply.	Action.
Occipitofronta'lis.	Mastoid process and superior oblique line of occiput; angular process of frontal.	Occipitofrontal aponeurosis.	Posterior auricular, minor occipital, facial.	Moves scalp; wrinkles and raises eyebrows.
Occipitoscap'ular.	Occipital bone near splenius capitis muscle.	Dorsal border of scapula at base of spine.		
Omohy'oid.	Superior border of scapula.	Hyoid bone.	Loop between descendens and communicans noni.	Retracts and depresses hyoid; contracts cervical fascia.
Oppo'nens dig'iti quin'ti.	Same as *Opponens minimi digiti.*			
Oppo'nens min'imi dig'iti.	Unciform bone, annular ligament.	Fifth metacarpal bone.	Ulnar.	Flexes fifth metacarpal.
Oppo'nens min'imi dig'iti pe'dis.	See *Flexor brevis minimi digiti pedis.*			
Oppo'nens pol'licis.	Ridge of trapezium, annular ligament.	Metacarpal bone of thumb.	Palmar division of median.	Flexes and adducts thumb.
Orbicula'ris cilia'ris.	Palpebral portion of orbicularis palpebrarum			
Orbicula'ris la'tus.	Orbital portion of orbicularis palpebrarum.			
Orbicula'ris oc'uli.	Same as *Orbicularis palpebrarum.*			
Orbicula'ris o'ris	Nasal septum, canine fossa of lower jaw.	Angle of mouth.	Buccal and supramaxillary branches of facial	Closes mouth; wrinkles lips.
Orbicula'ris palpebra'rum.	Internal palpebral ligament, mesial margin of orbit.	External palpebral ligament, lateral margin of orbit.	Facial.	Closes eye.
Or'bital.	Orbital periosteum.	Fascia of interorbital fissure.	Sympathetic.	Protrudes eye.
Orbitopal'pebral.	See *Palpebral, superior.*			
Palatoglos'sus.	Anterior surface of soft palate.	Dorsum and side of tongue.	Palatine branches of sphenopalatine ganglion.	Constricts fauces; raises back of tongue.
Palatopharyn'geus.	Soft palate by two fasciculi.	Thyroid cartilage, median raphe of pharynx.	Palatine branches of sphenopalatine ganglion.	Closes posterior nares and faucial orifice.
Palma'ris bre'vis.	Annular ligament and palmar fascia.	Skin or fascia of palm.	Ulnar.	Corrugates skin of hypothenar eminence.
Palma'ris lon'gus.	Inner condyle of humerus.	Palmar fascia.	Median.	Stretches palmar fascia, flexes wrist and forearm.
Palpe'bral, superior.	Levator palpebræ superioris.	Upper border of tarsus.	Sympathetic.	Raises upper eyelid.
Pectine'us.	Iliopectineal line, spine of pubes.	Linea aspera below lesser trochanter.	Anterior crural.	Flexes, adducts, and rotates outward thigh.
Pectora'lis ma'jor.	Sternum, clavicle, costal cartilages, etc.	Anterior bicipital ridge of humerus.	Anterior thoracic.	Draws arm downward and forward, aids to expand chest.
Pectora'lis min'imus.	Sternum and cartilage of first rib.	Coracoid process of scapula.	Anterior thoracic.	Depresses point of shoulder.
Pectora'lis mi'nor.	Third, fourth, and fifth ribs, and aponeurosis	Coracoid process of scapula.	Anterior thoracic.	Depresses point of shoulder, lowers scapula.
Peripe'nial.	A sheet of unstriped muscular tissue forming the frenum of the penis, and surrounding a part of that organ.	. . . . .	Sympathetic.	
Perone'us accesso'rius.	Fibula between peronei longus and brevis.	Metatarsal bone of great toe.	Musculocutaneous.	Extends, everts, and abducts foot.
Perone'us bre'vis.	Middle of shaft of fibula, intermuscular septum.	Base of fifth metatarsal bone.	Musculocutaneous.	Extends and abducts foot.
Perone'us lon'gus.	Head and shaft of fibula, intermuscular septum.	Metatarsal bone of great toe.	Musculocutaneous.	Extends, abducts, and everts foot.
Perone'us ter'tius.	Lower part of fibula; intermuscular septum.	Fifth metatarsal bone.	Anterior tibial.	Flexes and everts foot.
Pharyngopalati'nus.	Same as *Palatopharyngeus.*			

A TABLE OF THE MUSCLES.—*Continued.*

MUSCLE.	ORIGIN.	INSERTION.	NERVE-SUPPLY.	ACTION.
Phillips's.	External superior tuberosity of radius; external lateral ligament of ulnar articulation.	Proximal parts of phalanges.	Ulnar.	
Pirifor'mis.	Same as *Pyriformis.*			
Planta'ris.	Femur at outer bifurcation of linea aspera; posterior ligament of knee.	Os calcis by tendo Achillis.	Internal popliteal.	Extends foot; flexes leg.
Platys'ma myoi'des.	Clavicle, acromion, and fascia over deltoid, trapezius, etc.	Lower jaw-bone, muscles of cheek, angle of mouth.	Facial and cervical plexus.	Wrinkles skin, depresses mouth and lower lip.
Poplite'us.	Outer condyle of femur, posterior ligament of knee.	Above oblique line of tibia.	Internal popliteal.	Flexes leg; rotates flexed leg inward.
Prerec'talis.	Rectovesical prolongation.	Prolongation of rectovesical fascia into perineum.	. . . . .	Sympathetic.
Prester'nal.	See *Sternalis.*			
Proce'rus.	Same as *Pyramidalis nasi.*			
Prona'tor pe'dis	See *Flexor accessorius longus digitorum pedis.*			
Prona'tor quadra'tus	Lower fourth and anterior border of ulna.	Lower quarter shaft of radius.	Anterior interosseous	Pronates and rotates hand
Prona'tor ra'dii te'res	Inner condyle of humerus; coronoid process of ulna	Outer side of shaft of radius.	Median.	Pronates hand.
Prona'tor te'res.	Same as *Pronator radii teres.*			
Pso'as ili'acus.	The psoas magnus and iliacus together.			
Pso'as mag'nus.	Last dorsal and all lumbar vertebræ.	Small trochanter.	Second and third lumbar.	Flexes and rotates thigh outward, flexes trunk on pelvis; abducts and flexes lumbar spine.
Pso'as par'vus.	Last dorsal and first lumbar vertebræ.	Iliac fascia.	Lumbar.	Flexes pelvis on abdomen; tightens iliac fascia.
Pter'ygoid (external).	External pterygoid plate; great wing of sphenoid, etc.	Condyle of lower jaw.	Inferior maxillary.	Draws lower jaw forward.
Pter'ygoid (internal).	Pterygoid plate of sphenoid bone, etc.	Inner surface of ramus and angle of lower jaw.	Inferior maxillary.	Raises and draws forward lower jaw.
Pterygoi'deus pro'prius (*anomalous*).	Crest on great wing of sphenoid.	Posterior border of external pterygoid plate, occasionally the tuberosity of superior maxilla.		
Pyramida'lis.	Pubes, anterior pubic ligament.	Linea alba.	Iliohypogastric.	Tightens linea alba; aids in inspiration.
Pyramida'lis na'si.	Occipitofrontalis muscle.	Compressor nasi.	Infra-orbital branch of facial nerve.	Depresses inner angle of eyebrow.
Pyrifor'mis.	Great sacrosciatic ligament; front of sacrum.	Great trochanter.	Sacral branch.	Outward rotator and abductor of thigh.
Quadra'tus fem'oris.	Tuberosity of ischium.	Quadrate line near great trochanter.	Sacral plexus.	Outward rotator of thigh.
Quadra'tus la'bii inferio'ris.	Same as *Depressor labii inferioris*			
Quadra'tus lumbo'rum	Crest of ilium, transverse processes of third, fourth, and fifth lumbar vertebræ.	Twelfth rib, transverse processes of third, fourth, and fifth lumbar vertebræ.	Lumbar and twelfth thoracic.	Flexes chest laterally and forward; aids in forced expiration.
Quadra'tus men'ti.	See *Depressor labii inferioris.*			
Quad'riceps exten'sor fem'oris.	The rectus femoris, vastus internus and externus, and crureus muscles together. Their common tendon surrounds patella, and ends on tuberosity of tibia.			
Quadrigem'inus cap'itis.	See *Sternocleidomastoid.*			

A TABLE OF THE MUSCLES.—*Continued.*

Muscle.	Origin.	Insertion.	Nerve-supply.	Action.
Radiocar'pus.	See *Flexor carpi radialis.*			
Rec'tus abdom'inis.	Crest of pubes and ligamentous tissues at symphysis.	Cartilages of fifth, sixth, and seventh ribs.	Lower intercostal, ilio-inguinal, ilio-hypogastric.	Compresses abdomen and flexes body.
Rec'tus cap'itis ante'rior.	Same as *Rectus capitis anticus minor.*			
Rec'tus cap'itis anti'cus ma'jor.	Transverse processes of third, fourth, fifth, and sixth cervical vertebræ.	Basilar process of occipital bone.	First and second cervical.	Flexes head and slightly rotates it; aids in supporting head.
Rec'tus cap'itis anti'cus mi'nor.	Lateral mass of atlas.	Basilar process of occipital bone.	First and second cervical.	Flexes and aids in supporting head.
Rec'tus cap'itis latera'lis.	Transverse process and lateral mass of atlas.	Jugular process of occipital bone.	First and second cervical.	Flexes head laterally and supports it.
Rec'tus cap'itis posti'cus ma'jor.	Spinous process of axis.	Below inferior curved line of occipital bone.	Suboccipital and occipitalis major.	Rotates head, and draws it back.
Rec'tus cap'itis posti'cus mi'nor.	Tubercle on dorsal arch of atlas.	Under inferior curved line of occipital.	Suboccipital and occipitalis major.	Draws head backward and rotates it.
Rec'tus exter'nus.	Outer margin of optic foramen; margin of sphenoidal fissure.	Outer side of sclera.	Abducens.	Abducts eyeball.
Rec'tus fem'oris.	Anterior inferior iliac spine; brim of acetabulum.	Proximal border of patella.	Anterior crural.	Extends leg.
Rec'tus infe'rior.	Circumference of optic foramen.	Under side of sclera.	Oculomotor.	Adducts and rotates eye downward and outward.
Rec'tus inter'nus.	Circumference of optic foramen	Inner side of sclera.	Oculomotor.	Adducts eye.
Rec'tus sterna'lis.	Sheath of rectus abdominis	Fascia over origin of sternomastoid or into aponeurosis of pectoralis major.		
Rec'tus supe'rior.	Upper border of optic foramen.	Upper aspect of sclera	Oculomotor.	Adducts and elevates eye.
Rec'tus thora'cis.	See *Supracostalis.*			
Retracto'res u'teri.	The sacro-uterine ligaments.			
Ret'rahens au'rem.	Mastoid bone.	Cranial surface of concha.	Posterior auricular.	Retracts pinna, dilates canal.
Rhombo-at'loid (*anomalous*).	Sixth and seventh cervical and first thoracic spinous processes.	Transverse process of atlas.		
Rhomboi'deus ma'jor	Spinous processes of first five thoracic vertebræ.	Inner border of scapula below spine.	Fifth cervical.	Retracts and elevates scapula.
Rhomboi'deus mi'nor.	Ligamentum nuchæ, spines of seventh cervical and first thoracic vertebræ.	Scapula.	Fifth cervical.	Elevates and retracts scapula.
Rhombo-occip'ital.	See *Occipitoscapular.*			
Riolan's.	The ciliary part of the	orbicularis palpebrarum.		
Riso'rius.	Fascia over masseter.	Angle of mouth.	Buccal branch of facial.	Draws angle of mouth out; compresses cheek.
Rotato'res spi'næ.	Transverse processes of second to twelfth dorsal vertebræ	Lamina of vertebra next above.	Branches of dorsal nerves.	Rotate spinal column and head.
Ruysch's.	The muscular tissue of the fundus uteri.			
Sacrococcyg'eus posti'cus.	See *Extensor coccygis.*			
Sacrolumba'lis.	Spinous processes from tenth dorsal to lowest sacral, etc.	Angles of six lower ribs, cervicalis ascendens, etc.	Branches of dorsal and lumbar.	Erects spine, bends trunk backward, etc.
Sacrospina'lis.	Same as *Erector spinæ.*			
Salpingopharyn'geus.	Eustachian tube near nasopharynx	Posterior part of palatopharyngeus.	Internal branch of spinal accessory.	Raises nasopharynx.
Santorini's.	See *Risorius.*			
Sarto'rius.	Anterior superior spinous process of ilium and notch below.	Upper part of inner side of shaft of tibia.	Anterior crural.	Flexes hip and knee; rotates leg in and hip out.
Scale'nus ante'rior.	Same as *Scalenus anticus.*			
Scale'nus anti'cus.	Upper surface and inner edge of first rib.	Transverse processes of third to sixth cervical vertebræ.	Lower cervical brachial plexus.	Flexes neck sidewise; supports head, etc.

A TABLE OF THE MUSCLES.—*Continued.*

MUSCLE.	ORIGIN.	INSERTION.	NERVE-SUPPLY.	ACTION.
Scale'nus me'dius.	Upper surface of first rib.	Transverse processes of second to sixth cervical vertebræ.	Cervical and brachial plexus.	Flexes neck laterally.
Scale'nus min'imus (*anomalous*).	Transverse processes of lower cervical vertebræ.	First rib, behind subclavian artery.		
Scale'nus poste'rior	Same as *Scalenus posticus.*			
Scale'nus posti'cus.	Outer surface of second rib.	Transverse processes of two or three lower cervical vertebræ.	Lower cervical, brachial plexus.	Bends neck laterally.
Scanso'rius.	See *Accessorius glute*	*us minimus.*		
Semimembrano'sus.	Tuberosity of ischium, intermuscular septum.	Inner tuberosity of tibia, short internal ligament of knee, external condyle of femur.	Great sciatic.	Flexes leg and rotates it inward.
Semispina'lis cap'itis.	See *Complexus.*			
Semispina'lis cervi'cis.	Same as *Semispinalis colli.*			
Semispina'lis col'li.	Transverse processes of four upper dorsal and articular processes of four lower cervical vertebræ.	Spinous processes of second to fifth cervical vertebræ.	Branches of cervical nerves.	Supports spinal column.
Semispina'lis dor'si.	Transverse processes of fifth to eleventh dorsal vertebræ.	Spinous processes of last two cervical and first four thoracic vertebræ	Branches of dorsal.	Erects spinal column.
Semitendino'sus.	Tuberosity of ischium; intermuscular septum.	Upper and inner surface of tibia, fascia of leg.	Great sciatic.	Flexes leg on thigh, extends hip, etc.
Serra'tus ante'rior.	Same as *Serratus magnus.*			
Serra'tus mag'nus	Eight upper ribs, intercostal fascia.	Angles and dorsal border of scapula.	Posterior thoracic	Raises ribs in inspiration, rotates scapula, etc.
Serra'tus posti'cus infe'rior.	Spines of two thoracic and three lumbar vertebræ	Lower border of four lower ribs.	Tenth and eleventh intercostal nerves.	Lowers ribs in expiration.
Serra'tus posti'cus supe'rior.	Spines of seventh cervical and two or three dorsal vertebræ.	Upper borders of second, third, fourth, and fifth ribs.	Second and third intercostals.	Lifts ribs in inspiration.
So'leus.	Shaft of fibula, oblique line and inner border of tibia	Calcaneum by tendo Achillis	Internal popliteal and posterior tibial.	Extends foot, rotates it in, etc.
Sphe'nosalpin'gostaphyli'nus.	See *Circumplexus palati.*			
Sphinc'ter a'ni, external.	Tip of coccyx and fascia near it.	Tendinous center of perineum.	Perineal, pudic, and fourth sacral.	Closes anus.
Sphinc'ter a'ni, internal.	Circular unstriated fibers of intestine one inch above anus.		Hemorrhoidal nerves.	Closes anus, not voluntary.
Sphinc'ter ir'idis.	Surrounds pupillary margin of iris.	. . . . .	Oculomotor.	Contracts pupil.
Sphinc'ter ure'thræ membrana'ceæ.	Same as *Compressor urethræ.*			
Sphinc'ter vagi'næ.	Central tendon of perineum.	Corpora cavernosa of clitoris.	Perineal branch of internal pudic.	Constricts vagina; erects clitoris.
Sphinc'ter vesi'cæ.	Near urethral orifice of bladder	. . . . .	Vesical nerves.	Closes internal orifice of urethra.
Spina'lis cervi'cis.	Same as *Spinalis colli.*			
Spina'lis col'li.	Spinous processes of fifth, sixth, and seventh cervical and first two dorsal vertebræ.	Spinous processes of axis, and sometimes of third and fourth cervical vertebræ.	Branches of cervical nerves.	Steadies and erects neck.
Spina'lis dor'si.	Spinous processes of first two lumbar and last two thoracic.	Remaining dorsal spinous processes.	Branches of dorsal nerves.	Supports spinal column.
Sple'nius accesso'rius.	See *Rhombo-atloid.*			
Sple'nius cap'itis.	Lower half of ligamentum nuchæ, spines of seventh cervical and first three dorsal vertebræ.	Mastoid process and outer third of middle oblique line of occiput.	External posterior branch of second cervical.	Rotates and extends head and neck and flexes sidewise.
Sple'nius cervi'cis.	Same as *Splenius colli.*			

A TABLE OF THE MUSCLES.—*Continued.*

Muscle.	Origin.	Insertion.	Nerve-supply.	Action.
Sple'nius col'li.	Spinous processes of third or sixth dorsal vertebræ.	Transverse processes of upper three or four cervical vertebræ.	Posterior branches of lower cervical.	Extends, flexes sidewise, and rotates neck and head.
Stape'dius.	Interior of pyramid of tympanum.	Neck of stapes.	Tympanic branch of facial.	Retracts stapes.
Sterna'lis.	See *Rectus sternalis.*			
Sternocleidomas'toid.	Two heads, sternum and clavicle.	Mastoid process and outer portion of superior oblique line of occipital bone.	Spinal accessory and cervical plexus.	Depresses and rotates head, flexes head and neck, etc.
Sternofacia'lis (*anomalous*).	Upper piece of sternum, behind sternomastoid.	Fascia of subclavian triangle.		
Sternohy'oid.	Manubrium sterni and clavicle.	Body of hyoid bone.	Loop of descendens and communicans noni.	Depresses the hyoid and larynx.
Sternothy'roid.	Sternum and cartilage of first rib.	Ala of thyroid cartilage.	Descendens and communicans hypoglossi.	Depresses the larynx.
Stylo-auricula'ris.	The styloglossus, when it arises from external auditory meatus.			
Styloglos'sus	Styloid process and stylomaxillary ligament	Side of tongue.	Hypoglossal.	Raises and retracts tongue.
Stylohy'oid.	Styloid process of temporal bone.	Body of hyoid bone	Facial.	Draws hyoid and tongue upward and backward.
Stylopharyn'geus.	Styloid process of temporal bone.	Side of pharynx.	Pharyngeal plexus, glossopharyngeal.	Raises and dilates pharynx.
Subancone'us.	Triceps muscle and humerus above olecranon fossa.	Posterior ligament of elbow	Musculospiral.	Tensor of posterior ligament of elbow.
Subcla'vius.	First rib and its cartilage.	Lower surface of clavicle	Fifth and sixth cervical.	Draws clavicle down and forward.
Subcos'tals.	See *Infracostales.*			
Subcrure'us	Anterior surface of lower part of femur.	Synovial capsule of knee.	Anterior crural.	Lifts capsule.
Subscapula'ris.	Subscapular fossa of scapula.	Lesser tuberosity and neck of humerus.	Subscapular.	Rotates head of humerus inward; lowers the humerus.
Supina'tor	Same as *Supinator radii brevis*			
Supina'tor lon'gus.	External condyloid ridge of humerus, intermuscular septum.	Styloid process of radius.	Musculospiral.	Supinates hand, flexes forearm.
Supina'tor ra'dii bre'vis.	Outer condyle of humerus, ligaments of elbow, oblique line of ulna.	Neck of radius, space outside bicipital tuberosity, and oblique line of radius.	Posterior interosseous.	Supinates hand.
Supracos'talis.	First rib.	Fourth rib		
Supraspina'les.	Summits of spinous processes in cervical region.	To other like summits.	Branches of cervicals.	Aid in supporting neck and head.
Supraspina'tus.	Supraspinous fossa and fascia.	Greater tuberosity of humerus.	Suprascapular.	Supports shoulder-joint, raises and adducts arm.
Tem'poral.	Temporal fossa and fascia on side of head.	Coronoid process of lower jaw.	Inferior maxillary.	Shuts mouth, retracts jaw.
Ten'sor pala'ti.	Scaphoid fossa, spine of sphenoid, vaginal process of temporal.	About hamular process into palatine aponeurosis and palate bone.	Otic ganglion.	Renders soft palate tense.
Ten'sor tar'si.	Crest of lacrimal bone.	Tarsal plates.	Infra-orbital branch of facial.	Compresses puncta lacrimalia and lacrimal sac.
Ten'sor tym'pani.	Petrous bone, Eustachian tube and canal.	Handle of malleus.	Otic ganglion.	Makes tense the membrana tympani.
Ten'sor vagi'næ fem'oris.	Crest and anterior superior spinous process of ilium.	Fascia lata.	Superior gluteal.	Makes tense the fascia lata.
Ten'sor ve'li palati'ni.	Same as *Tensor palati*			
Te'res ma'jor.	Dorsum of inferior angle of scapula; intermuscular septa.	Posterior bicipital ridge of humerus.	Subscapular.	Draws arm down and backward; rotates it inward.

A TABLE OF THE MUSCLES.—*Continued.*

Muscle	Origin.	Insertion.	Nerve-supply.	Action.
Te'res mi'nor.	Axillary border of scapula; intermuscular septa.	Greater tuberosity of humerus and below it.	Circumflex.	Rotates humerus outward and abducts it.
Thyro-arytænoi'deus.	Thyroid cartilage and cricothyroid membrane.	Arytenoid cartilage.	Recurrent laryngeal.	Relaxes and shortens vocal cords.
Thyro-epiglottid'eus.	Thyroid cartilage.	Sacculus laryngis and aryteno-epiglottidean folds.	Recurrent laryngeal.	Depresses epiglottis; compresses sacculus.
Thyrohy'oid.	Oblique line on side of thyroid cartilage.	Greater horn and body of hyoid bone.	Hypoglossal.	Raises and changes form of larynx.
Tibia'lis ante'rior	Same as *Tibialis anticus.*			
Tibia'lis anti'cus.	Outer tuberosity and upper part of shaft of tibia, interosseous membrane, fascia and intermuscular septum.	Internal cuneiform and metatarsal bone of great toe	Anterior tibial.	Flexes tarsus and elevates inner border of foot
Tibia'lis poste'rior.	Same as *Tibialis posticus.*			
Tibia'lis posti'cus.	Shaft of tibia and fibula, interosseous membrane, intermuscular septum.	Tuberosity of scaphoid, internal cuneiform, and bases of second to fourth metatarsal.	Posterior tibial.	Extends tarsus and turns in the foot.
Tibio-accesso'rius.	See *Flexor accessorius*	*longus digitorum*	*pedis.*	
Trachea'lis.	A transverse layer of unstriped fibers in the dorsal portion of the trachea.	. . . . .	Sympathetic.	Lessens caliber of trachea.
Trachelomas'toid.	Transverse processes of third to sixth dorsal, and articular processes of three or four lowest cervical vertebræ.	Posterior margin of mastoid process.	Exterior posterior branches of cervical.	Supports head and draws it back or to one side.
Tra'gicus	Outer surface of tragus.	Outer surface of tragus	Temporal and posterior auricular.	
Transversa'lis abdom'inis	Poupart's ligament, crest of ilium, six lower ribs, lumbar vertebræ.	Linea alba, crest of pubes, pectineal line.	Intercostal, iliohypogastric, ilio-inguinal	Compresses the viscera and flexes the thorax.
Transversa'lis col'li.	Transverse processes of third to sixth dorsal vertebræ.	Transverse processes of five lowest cervical vertebræ.	Cervical nerves.	Supports neck
Transver'sus au'ris.	Cranial surface of concha.	Circumference of pinna.	Auricularis magnus and posterior auricular.	Retracts helix
Transver'sus pe'dis.	Inferior tarsal, metatarsal, and transverse metatarsal ligaments.	Base of first phalanx of great toe.	External plantar.	Adducts great toe.
Transver'sus perine'i.	Tuberosity of ischium.	Central tendon or sphincter vaginæ.	Perineal branch of pudic.	Tensor of central tendon.
Transver'sus perine'i, deep	See *Compressor urethræ.*			
Transver'sus thora'cis.	Same as *Triangularis sterni.*			
Trape'zius.	Superior curved line of occipital bone, ligamentum nuchæ, spinous processes of last cervical, and all thoracic vertebræ.	Clavicle, spine of scapula, and acromion.	Spinal accessory and cervical plexus.	Draws head backward or sidewise, rotates scapula, etc.
Triangula'ris men'ti.	See *Depressor anguli oris.*			
Triangula'ris ster'ni.	Cartilages of fifth, sixth, and seventh ribs, and sternum.	Inner surfaces second, third, fourth, and fifth costal cartilages.	Intercostal nerves.	Forced expiration.
Tri'ceps exten'sor cu'biti (*3 heads*).	*External* head above and *internal* head below musculospiral groove, shaft of humerus; *middle* or *long* head, lower margin of glenoid cavity.	Tuberosity of olecranon process of ulna.	Musculospiral.	Extends arm and forearm.
Triticeoglos'sus (*anomalous*).	Cartilago triticea in thyrohyoid ligament.	Side of tongue.		

A TABLE OF THE MUSCLES.—*Continued.*

Muscle.	Origin.	Insertion.	Nerve-supply.	Action
U'vulæ	Same as *Azygos uvulæ*			
Vas'tus exter'nus.	Tubercle of femur, great trochanter, and linea aspera.	Common tendon of quadriceps.	Anterior crural.	Extends knee.
Vas'tus interme'dius	Same as *Crureus*			
Vas'tus inter'nus.	Spiral line and inner lip of linea aspera of femur.	Common tendon of quadriceps.	Anterior crural.	Extends leg, draws patella inward.
Vas'tus latera'lis.	Same as *Vastus externus*			
Vas'tus media'lis.	Same as *Vastus internus*			
Vesicopu'bic.	Pubic bones near symphysis.	External layer of longitudinal fibers in bladder	Sympathetic.	Compresses bladder.
Voca'lis.	Same as *Thyro-arytænoideus.*			
Wilson's	A part of constrictor urethræ, *q. v.*			
Zygomat'icus ma'jor	Malar bone before zygomatic suture.	Angle of mouth	Facial.	Draws upper lip upward and outward.
Zygomat'icus mi'nor	Malar bone behind maxillary suture	Orbicularis oris and levator labii superioris	Facial	Draws upper lip backward, upward, and outward

fibers converge on either side of a central tendon. **m.-bound,** affected with decreased elasticity of the muscles, combined with increase in their bulk, as a result of overuse. **Bowman's m.,** the ciliary muscle. **Brücke's m.,** the longitudinal part of the ciliary muscle. **cardiac m.,** the muscle of the heart, its fibers are cross-striated. **Casser's m.,** an incorrect name for the anterior ligament of the malleus. Called also *laxator tympani minor.* **Chassaignac's axillary m.,** an occasional fascicle of muscle tissue extending from the lower edge of the latissimus dorsi across the hollow of the axilla to the brachial fascia or to the lower border of the pectoralis minor. **m.-columns,** in certain organisms, such as mollusks and worms, the contractile bundles within the central sarcoplasm. **Crampton's m.,** a striated eye-muscle of birds, extending from the annular ligament to the sclera. **m.-curve.** See *myogram.* **digastric m.,** a muscle having two fleshy bellies with a fibrous insertion between them. **eustachian m.,** the laxator tympani. **femoral m.,** the crureus. **Folius' m.,** the laxator tympani. **fusiform m.,** a spindle-shaped muscle **Gavard's m.,** the oblique muscular elements of the stomach-wall. **Guthrie's m.,** the transversus perinei profundus. **Hilton's m.,** the aryteno-epiglottideus. **Horner's m.,** the tensor tarsi. **Houston's m.,** the compressor venæ dorsalis penis. **hypaxial m's,** the rectus anticus major, longus colli, the vertebral portion of the diaphragm, and the sacrococcygeus anticus. Called also *subvertebral m.* **infrahyoid m's,** the sternohyoid, sternothyroid, thyrohyoid, and omohyoid. **inspiratory m's,** the muscles which act in inspiration, such as the diaphragm, intercostals, and pectorals. **involuntary m.,** any muscle that is not under the control of the will: such muscles are, for the most part, non-striated. **Koyter's m.,** the corrugator supercilii muscle. **Landström's m.,** minute muscle-fibers in the fascia around and behind the eyeball, attached in front to the anterior orbital fascia and eyelids. **Langer's m.,** muscular fibers from the insertion of the pectoralis major muscle over the bicipital groove to the insertion of the latissimus dorsi. **Luschka's m's,** the uterosacral ligaments, which contain muscular tissue. **Merkel's m.,** the keratocricoid muscle. **Müller's m.,** the circular part of the ciliary muscle. **non-striated m., unstriped m.,** a variety without transverse striations upon its constituent fibers: such muscles are in almost every case involuntary. **Ochsner's m.,** a sphincter described by Ochsner in the duodenum, 2–4 cm. below the entrance to the common duct. **organic m.,** non-striated muscle **pennate m.,** a muscle with fibers converging on either one or both sides of a central tendon. **Phillips's m.,** a muscular slip from the lateral external ligament of the wrist and the styloid process of the radius to the phalanges. **Reisseisen's m's,** the muscular elements of the bronchial tubes. **rider's m's,** the adductor muscles of the thigh. **Riolan's m.,** a slip from the orbicularis palpebrarum, running along the free border of the eyelid. **Rouget's m.,** the circular portion of the ciliary muscle. **Santorini's m.,** the risorius. **Santorini's m., circular,** the non-striated fibers which incircle the urethra beneath the constrictor urethræ. **skeletal m's,** those which are attached to the bones: nearly always striated. **smooth m.,** a non-striated muscle. **somatic m's,** skeletal muscles. **m.-spindle,** a bundle of fine muscular fibers inclosed in a sheath of connective tissue. **striated m., striped m.,** any muscle whose fibers are divided by transverse bands into striations. such muscles are, for the most part, voluntary. **synergic m's, synergistic m's,** muscles which assist one another in action. **thenar m's,** the abductor and flexor muscles of the thumb. **Treitz's m.,** a muscular suspensory that passes from the left crus of the diaphragm to the points of union of the duodenum and jejunum. **unipennate m.,** a muscle in which the fibers converge on one side of a tendon. **ventrolateral m.** See *ventrolateral mass,* under *mass.* **veratrinized m.** (Kolliker, 1856), frog muscle treated with veratrin, which on stimulation gives a double-summited curve, with a normal period of shortening, followed by brief relaxation; second, slower contraction with prolonged relaxation. **visceral m's,** muscles not derived from the somites of the embryo; they may be voluntary or involuntary. **voluntary m.,** any muscle that is under the control of the will: nearly always striated.

musculamin (mus-ku-lam'in). A base isolated from hydrolyzed calf's muscle. It is the same as spermin.

muscular (mus'ku-lar) [L. *musculāris*]. 1. Pertaining to a muscle. 2. Having well-developed muscles.

muscularis (mus-ku-la'ris) [L. "muscular"]. The muscular coat of an organ. **m. muco'sæ**, a layer of non-striated muscular fibers in a mucous membrane.

muscularity (mus-ku-lar'it-e). The condition or quality of being muscular.

muscularize (mus'ku-lar-iz). To change into muscle tissue.

musculation (mus-ku-la'shun). 1. The muscular system or apparatus. 2. The muscular activity or work.

musculature (mus'ku-la-tūr). The muscular apparatus of the body, or of any part of it.

musculi (mus'ku-li) Latin plural of *mus'culus*, muscle. **m. papilla'res**, a name for some of the columnæ carneæ of the heart ventricles **m. pectina'ti**, the muscular columns within the auricles of the heart.

musculin (mus'ku-lin). A globulin or protein contained in muscle tissue. It is characterized by its low coagulation-temperature—47° C.

musculine (mus'ku-lin). An extract of animal muscle: used as a medicine.

musculocutaneous (mus"ku-lo-ku-ta'ne-us). Pertaining to or supplying both muscles and skin.

musculodermic (mus"ku-lo-der'mik). Same as *musculocutaneous*.

musculo-elastic (mus"ku-lo-e-las'tik). Composed of muscular and elastic tissue.

musculo-intestinal (mus"ku-lo-in-tes'tin-al). Pertaining to the muscles and the intestines.

musculomembranous (mus"ku-lo-mem'bran-us) [L. *mus'culus* muscle + *membra'na* membrane]. Both muscular and membranous.

musculophrenic (mus"ku-lo-fren'ik) [*muscular* + *phrenic*]. Pertaining to or supplying both the muscles and the diaphragm.

musculoprecipitin (mus"ku-lo-pre-sip'it-in). Any one of a series of precipitins used in distinguishing various kinds of meat.

musculorachidian (mus"ku-lo-ra-kid'e-an). Pertaining to the spinal muscles.

musculospiral (mus"ku-lo-spi'ral) [L. *mus'culus* muscle + *spi'ra* coil]. Pertaining to muscles and having a spiral direction: said of nerves.

musculotegumentary (mus"ku lo-teg-u-men'tar-e). Pertaining to the muscle and the integument.

musculotendinous (mus"ku-lo-ten'din-us). Pertaining to or composed of muscle and tendon.

musculotonic (mus"ku-lo-ton'ik). Pertaining to muscular contractility.

musculus (mus'ku-lus), pl. *mus'culi*. Latin for *muscle*. **m. accommodato'rius**, the ciliary muscle. **m. amato'rius**, the obliquus superior of the eye **m. cilia'ris** [B N A], the ciliary muscle. **m. dormita'tor**, the orbicularis palpebrarum. **m. hip'picus**, the tibialis anticus. **m. papil'læ op'tici**, Nicolai's name for the spindle-cells of the optic disk, believed by him to be smooth muscle-fibers. **m. pathet'icus**, the obliquus superior of the eye. **m. patien'tiæ**, the levator scapulæ **m. religio'sus**, the rectus superior of the eye. **m. super'bus**, the rectus superior of the eye

muscusan (mus'ku-san). A proprietary preparation of zinc dibordiortho-oxybenzoate: used as a bactericide.

musennin (mu'sen-in). See *mussenin*.

mushbite (mush'bīt). In dentistry, the taking of a bite in one piece of wax so as to secure an impression of both upper and lower teeth.

mushroom (mush'room). See *agaric*.

musicomania (mu"zik-o-ma'ne-ah) [Gr. μουσική music + μανία madness]. Insane fondness for music.

musicotherapy (mu"zik-o-ther'ap-e) [Gr. μουσική music + θεραπεία treatment]. The treatment of

musin (mu'sin). A proprietary laxative preparation of tamarinds.

musk (musk) [L. *mos'chus*]. A dried secretion from the preputial sac of the musk-deer, *Mos'chus moschif'erus*, a mammal of central Asia. It is a fragrant restorative and stimulant, and is used in low fevers, in hysteric spasms, etc. Dose, 2–10 gr. (0.133–0.66 gm.); of the tincture, 15–60 min. (1–4 c.c.). **artificial m., Baur's m.**, trinitrobutyltoluene, $C(CH_3)_3.C_6H(NO_2)_3CH_3$. a substance much resembling true musk. Dose, 10 gr. (0.66 gm.).

musomania (mu-zo-ma'ne-ah). Same as *musicomania*.

mussanin (mus'an-in). An alkaloid from *Acacia' anthelmin'tica:* anthelmintic. Dose, 3–5 gr. (0.2–0.3 gm.).

mussel poisoning. See *mytilotoxism*.

Musset's sign (mu-sāz') [Louis Charles Alfred de *Musset*, French poet, 1810–1857, who died of aortic insufficiency]. See under *sign*.

mussitation (mus-it-a'shun) [L. *mussita're* to mutter]. The moving of the lips with no utterance of sounds.

must (must) [L. *mus'tum*]. The unfermented juice of grapes.

mustard (mus'tard) [L *sina'pis*] 1 A plant of the genus Brassica 2. The ripe seeds of *Brassica nigra* (black mustard) and of *Sinapis (Brassica) alba* (white mustard) When mustard seed are crushed and moistened volatile oils (see *mustard oil*, under *oil*) are liberated from glucosids (see *sinegrin* and *sinalbin*). These oils give mustard its counterirritant, stimulant, and revulsant properties It is used in internal pains and congestions, as gastric colic, abdominal pains, colic, neuralgia, rheumatism, headache, vomiting, and cerebral congestion. it is also employed as a condiment and as an emetic. Dose, as an emetic, 1–2 dr. (4–8 gm.), of volatile oil of black mustard, ½–¼ min (0.008–0.0165 c.c.). **brown m.**, *Brassica nigra* **m. gas.** See under *gas*. **yellow m.**, *Brassica alba*

mutacism (mu'tah-sizm). 1 The improper pronunciation of the sounds of mute letters. 2. Same as *mytacism*.

mutant (mu'tant) [L *muta're* to change]. A sport or variation which breeds true

mutarotation (mu"tah-ro-ta'shun) A change in the specific rotation of a solution of certain sugars which occurs on standing Called also *multirotation*, *birotation*, and *tautorotation*

mutase (mu'tās). A vegetable food preparation rich in proteins.

mutation (mu-ta'shun) [L. *muta'tio*, from *muta're* to change]. 1. Change, a change in form or quality 2. In biology, a permanent transmissible change in the characters of an offspring from those of its parents; also, an individual showing such a change; a sport (De Vries). See *theory of mutation*, under *theory*.

mutational (mu-ta'shun-al). Pertaining to mutation (2d def.).

mute (mūt) [L *mu'tus*]. 1. Unable to speak. 2. One who cannot speak.

muthanol (mu'than-ol). Trade name for bismuth hydroxia in oil.

mutilation (mu-til-a'shun) [L. *mutila'tio*]. The act of depriving of a limb, member, or important part; deprival of an organ.

Mutisia viciæfo'lia (mu-tiz'e-ah). A composite-flowered plant of South America extensively used there as a sedative and in various diseases of the heart, respiratory organs, and nervous system.

mutism (mu'tizm). Dumbness, inability to speak. In psychiatry, abnormal inhibition to speech.

mutualism (mu'tu-al-izm). The relation of mutual

mutualist (mu'tu-al-ist). Any organism or species associated with another, but neither commensal nor parasitic.

M. V. Abbreviation for *Med'icus Veterina'rius*, veterinary physician.

My. An abbreviation for *myopia*.

my. An abbreviation for *mayer*.

Myà's disease (me-āz') [Giuseppe *Myà*, Italian physician, 1857–1911]. See under *disease*.

myalgia (mi-al'je-ah) [Gr. *μῦς* muscle + *ἄλγος* pain]. Pain in a muscle or muscles.

myameba, myamœba (mi-am-e'bah). A muscle-cell.

myasis (mi-a'sis). Same as *myiasis*.

myasthenia (mi-as-the'ne-ah, mi"as-the-ni'ah) [Gr. *μῦς* muscle + *ἀσθένεια* weakness]. Muscular debility **angiosclerotic m.**, excessive muscular fatigue due to vascular changes. **m. gas'trica**, weakness and loss of tone in the muscular coats of the stomach, atony of the stomach **m. gra'vis**, a chronic progressive muscular weakness without atrophy, asthenobulbospinal paralysis **m. gra'vis pseudoparalyt'ica**, a disease marked by excessive tiring of the voluntary muscles, shown in rapid decrease of contractility (Willis, 1685, Erb, 1878, Goldflam, 1893).

myasthenic (mi-as-then'ik). Pertaining to or characterized by muscular weakness

myatonia (mi-ah-to'ne-ah) [Gr. *μῦς* muscle + *α* neg. + *τόνος* tone] Deficiency or absence of muscular tone. **m. congen'ita** (Oppenheim, 1900), a disease of early childhood, marked by general hypotonia of the muscles. It is congenital, but not hereditary Called also *amyotonia congenita*, *Oppenheim's disease*, and *congenital atonic pseudoparalysis*.

myatony (mi-at'o-ne) Same as *myatonia*.

myatrophy (mi-at'ro-fe) [Gr. *μῦς* muscle + *atrophy*]. Atrophy of a muscle; muscular atrophy.

myautonomy (mi-aw-ton'o-me) [Gr *μῦς* muscle + *αὐτός* self + *νόμος* law]. A condition in which muscular contraction aroused by stimulation is so long delayed that it appears to occur independently of the stimulation.

mycelian (mi-se'le-an). Pertaining to mycelium.

mycelioid (mi-se'le-oid) Having the radiate filamentous appearance of mold colonies

mycelium (mi-se'le-um) [Gr. *μύκης* fungus + *ἦλος* nail]. The vegetative body of a fungus composed of a mass of filaments called *hyphæ*.

mycethemia (mi-seth-e'me-ah) [Gr. *μύκης* fungus + *αἷμα* blood]. The presence of fungi in the blood.

mycetism, mycetismus (mi'set-izm, mi-set-iz'mus) [Gr. *μύκης* fungus]. Mushroom-poisoning.

mycetocyte (mi-se'to-sīt). One of the cells which make up a mycetoma.

mycetogenic, mycetogenous (mi"set-o-jen'ik, mi-set-oj'en-us) [Gr. *μύκης* fungus + *γενναῖν* to produce]. Caused by fungous growths.

mycetoma (mi-se-to'mah) [Gr. *μύκης* fungus + *-ωμα* tumor] 1. A tumor caused by a fungus, especially fungus-foot or Madura foot, a disease endemic in India, and marked by swelling of the foot, in which nodules and vesicles develop. The parts become filled with sinuses, which discharge pus and penetrate into the bone. The pus contains granules, red, black, or yellow in color, which are masses of the fungus producing the disease. It is now believed to be caused by the organism, *Actinomy'ces madu'ræ*. 2 An organ-like mass of cells evolved for the purpose of harboring symbiotic organisms They are found mostly in the arthropods. **white m.**, mycetoma in which the granules are colorless or nearly so.

Mycetozoa (mi-se-to-zo'ah) [Gr. *μύκης* fungus + *ζῷον* animal]. The slime-molds; so called especially when classed as animals.

myclosene (mi'klo-zēn). A proprietary preparation of bone-marrow used in treating deafness.

myco-agglutinin (mi"ko-ag-lu'tin-in). An agglutin developed in the blood during mycogenic infections, which has the power of agglutinating the infecting fungi.

Mycobacteriaceæ (mi"ko-bak-te-re-a'se-e). A systematic family under the order Actinomycetales. The members are parasitic, rod-shaped organisms which often show irregular forms and often take stains unevenly. The genera are: Corynebacterium, Fusiformis, Myobacterium, and Pfeifferella.

Mycobacteriales (mi"ko-bak-te-re-a'les). A systematic order under the class Schizomycetes. It includes the slime-molds whose cells during the vegetative stage are united into a pseudoplasmodium.

Mycobacterium (mi"ko-bak-te're-um). A genus of bacteria of the order Actinomycetales under which are now placed the bacilli of tuberculosis and of lepra and the smegma bacillus. They are slender rods, Gram-positive, acid fast, and sometimes show typical dichotomous branching. **M. butyr'icum**, an organism resembling M. tuberculosis, which is found in milk and in butter. **M. "grass bacillus,"** a non-pathogenic form of mycobacterium found on grass and in cow dung. **M. lep'ræ**, an acid-fast organism resembling M. tuberculosis which is found in enormous numbers in cases of leprosy and is now generally accepted as the cause of that disease. **M. "Much's granules,"** granular forms of M. tuberculosis found in young cultures which are Gram-positive, but not acid fast. **M. smeg'matis**, an acid-fast organism found in the smegma præputii and which resembles M. tuberculosis, but is not pathogenic. **M. "timothy bacillus,"** an acid-fast form isolated from timothy grass and from hay lofts. It grows readily on culture-media and takes on a deep red or dark yellow color. **M. tuberculo'sis**, a slender, aerobic acid-fast organism which causes tuberculosis in man and in many animals. Called also *Bacillus tuberculosis* and *Koch's bacillus*. Tuberculosis is common among domestic animals and cultures from such sources closely resemble the human type, but differ chiefly in their pathogenic ability and in minor cultural characteristics Hence the following self-explanatory names *M. tuberculosis avium*, *M. tuberculosis bovium*, *M. tuberculosis piscium*, and others.

mycocyte (mi'ko-sīt) [Gr. *μύκος* mucus + *κύτος* cell]. A cell of mucous tissue, a mucus cell.

mycoderma (mi-ko-der'mah). [See *Mycoderma*] Mucous membrane

Mycoderma (mi-ko-der'mah) [Gr. *μύκης* fungus + *δέρμα* skin]. A genus of fungi. **M. ace'ti.** See *Acetobacter*. **M. dermati'tis**, an organism causing a blastomycetic infection in man. **M. immi'te.** See *Coccidioides*.

mycodermatitis (mi"ko-der-mat-i'tis). Inflammation of a mucous membrane.

mycodesmoid (mi-ko-des'moid) [Gr. *μύκης* fungus + *δέσμη* bundle + *εἶδος* like]. A colony of *Micrococ'cus ascofor'mans* in the cut end of the spermatic cord after castration in horses.

mycofibroma (mi"ko-fi-bro'mah). Same as *mycodesmoid*.

mycogastritis (mi"ko-gas-tri'tis) [Gr. *μύκης* fungus + *gastritis*]. Inflammation of the mucous membrane of the stomach.

mycohemia, mycohæmia (mi-ko-he'me-ah) [Gr. *μύκης* fungus + *αἷμα* blood]. The presence of bacteria in the blood.

mycology (mi-kol'o-je) [Gr. *μύκης* fungus + *λόγος* discourse]. The science and study of fungi.

mycolysin, mycolysine (mi-kol'is-īn). A preparation of plant cells, alcohol, milk ferments, and non-pathogenic bacteria. used to excite phagocytosis in the human body in the treatment of cancer and tuberculosis.

mycolysin-tuberculin. A mixture of tuberculin and yeast juices.

mycomyringitis (mi"ko-mi-rin-ji'tis) [Gr. *μύκης* fungus + *μύριγξ* membrane + *-ιτις* inflammation]. Myringomycosis.

Myconostoc (mi-ko-nos'tok). A genus of schizomycetic fungi.

myconucleo-albumin (mi"ko-nu"kle-o-al-bu'min). An offensive and defensive toxin of microbic life.

mycophylaxin (mi"ko-fil-aks'in) [Gr. *μύκης* fungus + *phylaxin*]. Any phylaxin that destroys microbes. See *phylaxin*.

mycoprecipitin (mi"ko-pre-sip'it-in) [Gr. *μύκης* fungus + *precipitin*]. A precipitin which will precipitate the proteins of yeast and fungi.

mycoprotein (mi-ko-pro'te-in) [Gr. *μύκης* fungus + *protein*]. The albuminous matter of bacterial cells. When set free in the tissues it is capable of producing the effects of the bacteria themselves.

mycoproteination (mi"ko-pro-te-in-a'shun). Inoculation with dead bacterial cells.

mycoproteinization (mi"ko-pro-te-in-iz-a'shun). Mycoproteination.

mycopus (mi'ko-pus). Mucus containing pus.

mycorrhiza (mi-kor-i'zah) [Gr. *μύκης* fungus + *ῥίζα* root]. A peculiar mycelial growth seen on the roots of certain plants, and thought to be concerned with the fixation of nitrogen.

mycose (mi'kōs) [Gr. *μύκης* fungus]. Ergot-sugar or trehalose. See *trehalose*.

mycosin (mi'ko-sin) [Gr. *μύκης* fungus]. A compound thought to exist in the cell-wall of fungi.

mycosis (mi-ko'sis) [Gr. *μύκης* fungus]. Any disease caused by a fungus. **m. cu'tis chron'ica**, a chronic skin disease caused by a fungus. **m. favo'sa**. Same as *favus*. **m. framboesioi'des**, yaws. **m. fungoi'des**, a very fatal skin disease marked by the development upon the face, scalp, and chest of firm, reddish tumors that are painful and have a tendency to spread and ulcerate. The disease leads to cachexia, and usually ends fatally after continuing a number of years. It is probably due to bacterial infection. Called also *granuloma fungoides*, *granuloma sarcomatodes*, *inflammatory fungoid neoplasm*, *eczema scrofuloderma*, and *ulcerative scrofuloderma*. **m. intestina'lis**, anthrax. **m. leptoth'rica**, a disease of the tonsil and pharynx produced by *Lep'tothrix bucca'lis*.

mycosozin (mi-ko-so'zin) [Gr. *μύκης* fungus + *sozin*]. Any sozin that destroys microbes.

mycotic (mi-kot'ik). Pertaining to a mycosis or caused by vegetable microorganisms.

mycoticopeptic (mi-kot"ik-o-pep'tik). Both mycotic and peptic.

mycotoxination, mycotoxinization (mi-ko-toks-in-a'shun, mi-ko-tok-sin-iz-a'shun). Inoculation with bacterial products.

mycteric (mik-ter'ik) [Gr. *μυκτήρ* nose]. Pertaining to the nasal cavities.

mycteroxerosis (mik"ter-o-ze-ro'sis) [Gr. *μυκτήρ* nose + *ξηρός* dry]. Dryness of the nostrils.

mydalein (mi-da'le-in) [Gr. *μυδαλέος* putrid]. A poisonous ptomain from putrefied viscera. Poisoning by it is attended with salivation, dilatation of the pupils, rise of temperature followed by a fall, and arrest of the heart in diastole.

mydatoxin (mi-dat-oks'in) [Gr. *μυδάειν* to be damp + *toxin*]. A deadly ptomain, $C_6H_{13}NO_2$, from decaying flesh; also obtained from human intestines kept for a long time at a low temperature.

mydin (mi'din) [Gr. *μυδᾶν* to be damp]. A nonpoisonous ptomain, $C_9H_{11}NO_2$, from viscera of dead bodies, and found also in cultures of the typhoid bacillus.

mydriasis (mid-ri'as-is) [Gr. *μυδρίασις*]. Extreme or morbid dilatation of the pupil; dilatation of the pupil as the effect of a drug. **alternating m.**, varying inequality of the pupils, mydriasis occurring now on one side, now on the other. Called also *springing m.* **bounding m.**, alternating mydriasis. **paralytic m.**, that caused by paralysis of the oculomotor nerve. **spasmodic m.**, **spastic m.**, that due to spasm of the dilator of the iris or to overaction of the sympathetic. **spinal m.**, that due to lesion of the ciliospinal center of the spinal cord. **springing m.** See *alternating m.*

mydriatic (mid-re-at'ik). 1. Dilating the pupil. 2. Any drug that dilates the pupil. The principal mydriatics are daturin, coniin, cocain, eucain, gelsemin, atropin, homatropin, hyoscyamin, holocain, and ephedrin.

mydrin (mid'rin). A proprietary mydriatic composed of 1 part of homatropin and 100 parts of ephedrin. It is a white powder, soluble in water, and is used especially where an evanescent mydriatic is desired.

mydrol (mid'rol). Iodomethylphenylpyrazolon; a bitter, soluble, mydriatic powder.

myectomy (mi-ek'to-me) [Gr. *μῦς* muscle + *ἐκτομή* excision]. Excision of a portion of muscle.

myectopia, myectopy (mi-ek-to'pe-ah, mi-ek'to-pe) [Gr. *μῦς* muscle + *ἔκτοπος* displaced]. Displacement of a muscle.

myel (mi'el) [Gr *μυελός* marrow]. The spinal cord.

myelalgia (mi-el-al'je-ah) [Gr. *μυελός* marrow + *ἄλγος* pain]. Pain in the spinal cord.

myelanalosis (mi"el-an-al-o'sis) [Gr. *μυελός* marrow + *ἀνάλωσις* wasting]. Wasting of the spinal marrow, tabes dorsalis.

myelapoplexy (*mi*-el-ap'o-pleks-e) [Gr. *μυελός* marrow + *apoplexy*]. Hemorrhage within the spinal cord.

myelasthenia (mi"el-as-the'ne-ah) [Gr. *μυελός* marrow + *asthenia*]. Neurasthenia due to some cause which affects the spinal cord.

myelatelia (mi"el-at-e'le-ah) [Gr. *μυελός* marrow + *ἀτέλεια* imperfection]. Imperfect development of the spinal cord.

myelatrophy (mi-el-at'ro-fe) [Gr. *μυελός* marrow + *atrophy*]. Atrophy of the spinal cord.

myelauxe (mi-el-awks'e) [Gr *μυελός* marrow + *αὐξή* increase]. Morbid increase in size of the spinal cord.

myelemia, myelæmia (mi-el-e'me-ah) [Gr. *μυελός* marrow + *αἷμα* blood]. The occurrence of myelocytes or neutrophil leukocytes in the blood; myeloid leukemia, splenomedullary leukemia.

myelen (mi'el-en). A red, syrup-like extract of the bone-marrow of oxen: used for rickets, leukemia, and tuberculosis.

myelencephalon (mi"el-en-sef'al-on) [Gr. *μυελός* marrow + *ἐγκέφαλος* brain]. 1. The cerebrospinal axis. 2. The after-brain; the posterior part of the rhombocephalon or posterior cerebral vesicle of the embryo, from which are developed the medulla oblongata and the lower part of the fourth ventricle.

myelencephalospinal (mi"el-en-sef-al-o-spi'nal). Pertaining to the brain and the spinal cord; cerebrospinal.

myelencephalous (mi"el-en-sef'al-us). Cerebrospinal.

myeleterosis (mi"el-et-er-o'sis) [Gr. *μυελός* marrow + *ἑτέρωσις* alteration]. Morbid alteration of the spinal cord.

myelic (mi-el'ik) [Gr. *μυελός* marrow]. Pertaining to the spinal cord.

myelin (mi'el-in) [Gr. *μυελός* marrow]. 1. The white substance of Schwann; the fat-like substance forming a sheath around the medullated (myelinated) nerve-fibers. See *myelin sheath*, under *sheath*. 2. Any one of a certain group of lipoid substances found in various normal and pathologic tissues and differing from fats in being doubly refractive. 3. A monaminomonophosphatid found in small quantities in the brain.

myelinated (mi'el-in-a-ted). Medullated.

myelination (mi"el-in-a'shun). Same as *myelinisation*.

myelinic (mi-el-in'ik). Pertaining to, or of the nature of, myelin.

myelinization (mi-el-in-iz-a'shun). The act of furnishing with or taking on myelin.

myelinogenesis (mi-el-in-o-jen'es-is). Myelinization.

myelinogenetic (mi-el-in"o-jen-et'ik). Producing myelin; producing myelinization

myelinogeny (mi"e-lin-oj'en-e) [*myelin* + Gr. γεν- to produce]. The development of the myelin of nerve-fibers; the myelinization of nerve-fibers.

myelinosis (mi"el-in-o'sis). A form of fatty necrosis in which myelin is formed.

myelitic (mi-el-it'ik). Pertaining to myelitis.

myelitis (mi-el-i'tis) [Gr. μυελός marrow]. 1. Inflammation of the bone-marrow. See *osteomyelitis*. 2. Inflammation of the spinal cord. See *leukomyelitis*, *poliomyelitis*. The symptoms of myelitis vary with the location of the lesion, and include pain in the back, girdle-sensation, hyperesthesia, formication, anesthesia, motor disturbances, paralysis, increase of the reflexes, paralysis of the sphincters, bed-sores, and, in the later stages, spasmodic contractions of the paralyzed limbs. **acute m.**, simple myelitis due to exposure, disease, or injury. **apoplectiform m.**, myelitis in which the paralysis comes on suddenly. **ascending m.**, that which moves cephalad along the cord. **bulbar m.**, that which involves the oblongata. **cavitary m.**, that which is accompanied by the formation of cavities. **central m.**, affects chiefly the gray substance of the cord. **m. cervica'lis**, myelitis affecting the cervical portion of the cord, and marked by muscular atrophy of the arms and spastic paralysis of the legs. **chronic m.**, a slowly progressing form. **compression-m.**, a form due to pressure on the cord, as of a tumor. **concussion-m.**, a form due to spinal concussion. **cornual m.**, that which affects the horns of gray matter in the cord. **descending m.**, a myelitis that progresses caudad along the cord. **diffuse m.**, involves large and variously placed sections of the cord. **disseminated m.**, a form with several distinct foci. **focal m.**, myelitis affecting a small area only, or in other cases several small areas. **foudroyant m.** Same as *central m.* **funicular m.**, myelitis involving the white matter, especially the posterior funiculus; it is characteristic of pernicious anemia. **hemorrhagic m.**, a form associated with hemorrhage. **interstitial m.**, a variety in which the neuroglia is chiefly involved, resulting in increase of the interstitial matter and atrophy of the nervous tissue. Called also *sclerosing m.* **parenchymatous m.**, a variety in which mainly the proper nerve substance of the myelon is affected. **periependymal m.**, myelitis surrounding the central canal of the cord. **sclerosing m.**, a form characterized by hardening of the cord and overgrowth of the interstitial tissue. Called also *interstitial m.* **systemic m.**, myelitis which affects distinct tracts or systems in the cord. **transverse m.**, a form which extends across the cord. **traumatic m.**, myelitis which follows injury to the cord.

myeloblast (mi'el-o-blast) [Gr. μυελός marrow + βλαστός germ]. One of the large mononuclear nongranular cells of bone-marrow which develop into myelocytes.

myeloblastemia (mi"el-o-blas-te'me-ah) [*myeloblast* + Gr. αἷμα blood]. Presence of myeloblasts in the blood.

myeloblastoma (mi"el-o-blas-to'mah). A tumor composed of myeloblasts. The term includes myelogenous leukemia and chloroma.

myelobrachium (mi"el-o-bra'ke-um) [Gr. μυελός marrow + βραχίων arm]. The inferior tubercle of the cerebellum.

myelocele (mi'el-o-sēl). 1. [Gr. μυελός marrow + κοιλία cavity.] The central canal of the spinal cord. 2. [Gr. μυελός marrow + κήλη tumor.] Spina bifida with protrusion of the spinal cord.

myelocene (mi'el-o-sēn). A preparation of bone-marrow: used in chronic ear diseases, psoriasis, and other affections.

myelocone (mi'el-o-kōn) [Gr. μυελός marrow + κόνις dust]. A fatty matter from the brain.

myelocyst (mi'el-o-sist) [Gr. μυελός marrow + κύστις cyst]. Cysts that are developed from rudimentary medullary canals.

myelocystic (mi"el-o-sis'tik). Both myeloid and cystic in structure.

myelocystocele (mi"el-o-sis'to-sēl) [Gr. μυελός marrow + κύστις cyst + κήλη tumor]. A cystic tumor of the spinal cord.

myelocystomeningocele (mi"el-o-sis"to-men-ing'o-sēl). Myelocystocele blended with meningocele.

myelocyte (mi'el-o-sīt) [Gr. μυελός marrow + κύτος cell]. 1. A marrow-cell; one of the typical cells of red bone-marrow. They are slightly larger than leukocytes, having vesicular nuclei and a cytoplasm containing neutrophil, eosinophil, or basophil granules. From them are developed the granular leukocytes of the blood. Myelocytes occur in the blood in certain forms of leukemia. 2. Any cell of the gray matter of the nervous system.

myelocythemia, myelocytosis (mi"el-o-si-the'me-ah, mi"el-o-si-to'sis) [*myelocyte* + Gr. αἷμα blood]. Excess of myelocytes in the blood.

myelocytic (mi"el-o-sit'ik). Relating to or of the nature of myelocytes.

myelocytoma (mi"el-o-si-to'mah). Chronic myelocytic leukemia.

myelocytosis (mi"el-o-si-to'sis). The presence of myelocytes in the blood

myelodiastasis (mi"el-o-di-as'tas-is) [Gr. μυελός marrow + διάστασις separation]. Disintegration of the spinal marrow.

myelodysplasia (mi"el-o-dis-pla'se-ah) [Gr. μυελός marrow + δυς- ill + πλάσσειν to form]. Defective development of any part (especially the lower segments) of the spinal cord (Fuchs, 1909).

myelo-encephalitis (mi"el-o-en-sef-al-i'tis) [Gr. μυελός marrow + ἐγκέφαλος brain + -ιτις inflammation]. Inflammation of the spinal cord and brain. **epidemic m.**, acute anterior poliomyelitis. See *poliomyelitis*.

myeloganglitis (mi"el-o-gan-gli'tis). A disease with choleraic symptoms attributed to ganglitis of the solar and the hepatic plexus.

myelogenesis (mi"el-o-jen'es-is). The development of the nervous system, especially of the brain and cord.

myelogenic, myelogenous (mi"el-o-jen'ik, mi-el-oj'en-us) [Gr. μυελός marrow + γεννᾶν to produce]. Produced in the bone-marrow

myelogeny (mi-el-oj'en-e). The maturation of the myelin sheaths of nerve-fibers in the development of the central nervous system.

myelogone (mi'el-o-gōn). A white, blood-cell of the myeloid series having a reticulate violaceous nucleus, well-stained nucleolus, and a deep blue rim of cytoplasm.

myelogonic (mi-el-o-go'nik). Characterized by the presence of myelogones.

myelogonium (mi"el-o-go'ne-um). Myelogone.

myelography (mi-el-og'raf-e) [Gr. μυελός spinal cord + γράφειν to write]. Roentgenographic demonstration of the spinal cord.

myeloid (mi'el-oid) [Gr. μυελός marrow + εἶδος form]. 1. Pertaining to, derived from, or resembling bone-marrow. 2. Pertaining to the spinal cord. 3. Having the appearance of myelocytes, but not derived from bone-marrow.

myeloidin (mi-el-oi'din) [Gr. μυελός marrow + εἶδος form]. A substance resembling myelin, occurring in the pigmented epithelial cells of the retina.

myeloidosis (mi"el-oi-do'sis). The development of myeloid tissue, especially hyperplastic development of such tissue.

myelolymphangioma (mi"el-o-lim-fan-je-o'mah). Elephantiasis.

myelolymphocyte (mi"el-o-lim'fo-sīt). An abnormal form of lymphocyte occurring in bone-marrow.

myeloma (mi-el-o'mah) [Gr. μυελός marrow + ωμα tumor]. 1. A tumor-like hyperplasia of the bone-marrow tissue. 2. Any medullary tumor. 3. Giant-cell sarcoma. 4. A slow-growing tumor of a tendinous sheath containing myeloplaxes. **giant-cell m.**, a tumor of bone-marrow containing many giant-cells. **multiple m.**, a disease marked by circumscribed or diffuse tumor-like hyperplasia of the bone-marrow, and usually associated with Bence-Jones protein in the urine. The patient complains of neuralgic pains; later painful swellings appear on the ribs and skull and spontaneous fractures may occur. Called also *Kahler's disease, Huppert's disease, myelopathic albumosuria, Bence-Jones' albumosuria,* and *lymphadenia ossea.*

myelomalacia (mi"el-o-mal-a'se-ah) [Gr. μυελός marrow + μαλακία softening]. Morbid softening of the spinal cord.

myelomatoid (mi-el-o'mat-oid). Resembling myeloma.

myelomatosis (mi"el-o-mat-o'sis). Multiple myeloma. See *myeloma.*

myelomenia (mi"el-o-me'ne-ah) [Gr. μυελός marrow + μήν month]. Metastasis of the menstrual discharge to the spinal cord.

myelomeningitis (mi"el-o-men-in-ji'tis) [*myelitis* + *meningitis*] Inflammation of the spinal cord and its membranes.

myelomeningocele (mi"el-o-men-ing'o-sēl) [Gr. μυελός marrow + *meningocele*]. Spina bifida with hernial protrusion of the cord and its meninges.

myelomere (mi'el-o-mēr) [Gr. μυελός marrow + μέρος part]. One of the segments, corresponding to a pair of mesoblastic somites, in the brain and spinal cord of the embryo.

myelomyces (mi-el-om'is-ēz) [Gr. μυελός marrow + μύκης fungus]. Encephaloid cancer.

myelon (mi'el-on) [Gr. μυελός marrow]. The spinal cord.

myeloneuritis (mi"el-o-nu-ri'tis). Multiple neuritis in which there is also myelitis.

myelonic (mi-el-on'ik). Pertaining to the myelon.

myeloparalysis (mi"el-o-par-al'is-is) [Gr. μυελός marrow + *paralysis*]. Spinal paralysis.

myelopathic (mi"el-o-path'ik). 1. Caused by disease of the spinal cord. 2. Same as *myelogenous.*

myelopathy (mi-el-op'ath-e) [Gr. μυελός marrow + πάθος sickness]. Any disease of the spinal cord.

myelopetal (mi-el-op'e-tal) [Gr. μυελός marrow + L. *pe'tere* to seek for]. Moving toward the spinal cord.

myelophthisis (mi"el-o-ti'sis) [Gr. μυελός marrow + φθίσις wasting]. Wasting of the spinal cord.

myeloplaque (mi'el-o-plāk). Same as *myeloplax.*

myeloplast (mi'el-o-plast) [Gr. μυελός marrow + πλαστός formed]. Any leukocyte of the bone-marrow.

myeloplax (mi'el-o-plaks) [Gr. μυελός marrow + πλάξ plate]. Any multinuclear giant-cell of the bone-marrow. **Robin's m's,** the osteoclasts.

myeloplaxoma (mi"el-o-plaks-o'mah) [*myeloplax* + Gr. -ωμα tumor]. A tumor containing myeloplaxes.

myeloplegia (mi"el-o-ple'je-ah) [Gr μυελός marrow + πληγή stroke]. Spinal paralysis.

myelopore (mi'el-o-pōr) [Gr. μυελός marrow + πόρος opening]. A canal or opening in the spinal cord.

myelorrhagia (mi"el-o-ra'je-ah) [Gr. μυελός marrow + ῥηγνύναι to burst forth]. Spinal hemorrhage.

myelorrhaphy (mi-el-or'af-e) [Gr. μυελός marrow + ῥαφή suture]. Suturation of a severed spinal cord.

myelosarcoma (mi"el-o-sar-ko'mah). A sarcoma of the bone-marrow.

myelosclerosis (mi"el-o-skle-ro'sis) [Gr. μυελός marrow + *sclerosis*]. Sclerosis of the spinal cord.

myelosis (mi-el-o'sis) 1. The formation a of tumor of the spinal cord. 2. Multiple myeloma. See *myeloma.*

myelospasm (mi'el-o-spazm) [Gr. μυελός marrow + *spasm*]. Spasm of the spinal cord.

myelospongium (mi"el-o-spon'je-um) [Gr μυελός marrow + σπόγγος sponge]. The network whence the neuroglia is developed it pervades the embryonic cord, and is composed of the spongioblasts and their branching processes.

myelosyphilis (mi"el-o-sif'il-is). Syphilis of the myelon.

myelosyphilosis (mi"el-o-sif-il-o'sis). Any syphilitic affection of the spinal cord.

myelosyringosis (mi"el-o-si-rin-go'sis) [Gr. μυελός marrow + σῦριγξ pipe]. Same as *syringomyelia.*

myelotherapy (mi"el-o-ther'ap-e) [Gr. μυελός marrow + *therapy*]. The therapeutic use of marrow, or of the substance of the spinal cord.

myelotome (mi-el'o-tōm) [Gr μυελός marrow + τέμνειν to cut]. 1. An instrument for making sections of the spinal cord. 2. An instrument used for cutting the spinal cord squarely across in removing the brain in postmortem examinations.

myelotoxic (mi-el-o-toks'ik) [Gr μυελός marrow + τοξικόν poison] 1 Destructive to bone-marrow. 2. Arising from diseased bone-marrow.

myelotoxin (mi"el-o-toks'in). A cytotoxin which causes destruction of the marrow-cells.

myenteric (mi-en-ter'ik). Pertaining to the myenteron.

myenteron (mi-en'ter-on) [Gr μῦς muscle + ἔντερον intestine]. The muscular coat of the intestine.

myesthesia (mi-es-the'zhe-ah) [Gr μῦς muscle + αἴθησις sensation] Muscle sensibility, sensibility to impressions coming from the muscles.

Myg. Abbreviation for *myriagram.*

myiasis (mi-i'as-is) [Gr. μυῖα fly]. Any disease caused by maggots or flies. **m. dermato'sa,** infection of the skin with the larvæ of flies. **m. imagino'sa,** myiasis produced by the imago, or full-grown fly. **intestinal m.,** the presence of living larvæ in the intestines. **m. larvo'sa,** a myiasis produced by larvæ or maggots. **m. musco'sa,** a myiasis produced by the common housefly. **m. œstruo'sa,** one produced by a bot-fly or gad-fly (*Œs'trus*)

myiocephalon, myiocephalum (mi-e-o-sef'alon, -um) [Gr. μυῖα fly + κεφαλή head]. Projection of the iris through a rent in the cornea.

myiodesopsia (mi"i-o-des-op'se-ah) [Gr. μυιώδης fly-like + ὄψις vision]. The seeing of muscæ volitantes.

myiosis (mi-i-o'sis). See *myiasis.*

myitis (mi-i'tis) [Gr. μῦς muscle + -ιτις inflammation]. Inflammation of a muscle; myositis.

myko-. For words thus beginning, see under *myco-.*

mykol (mi'kol). An alcohol existing in the bodies of certain bacteria.

Myl. Abbreviation for *myrialiter*

mylohyoid (mi-lo-hi'oid) [Gr. μύλη mill + *hyoid*]. Pertaining to the molar teeth and hyoid bone.

mylohyoideus (mi"lo-hi-oid'e-us). See *muscles, table of.*

Mym. Abbreviation for *myriameter.*

myo-. A prefix denoting some relation to a muscle or to muscles.

myo-albumin (mi-o-al-bu'min). Muscle albumin.

myo-albumose (mi-o-al'bu-mōs). A protein from muscle-juice.

myo-architectonic (mi"o-ar-ke-tek-ton'ik) [Gr. μῦς muscle + *architectonic*]. Pertaining to the structure of muscle.

myoatrophy (mi-o-at'ro-fe). Myatrophy.

myoblast (mi'ŏ-blast) [Gr. μῦς muscle + βλαστός germ]. An embryonic cell which becomes a cell of the muscle-fiber.

myoblastic (mi-o-blas'tik). Pertaining to a myoblast.

myobradia, miobradyia (mi-o-bra'de-ah) [Gr. μῦς muscle + βραδύς slow]. A slow, sluggish reaction of muscle to electric stimulation.

myocardiac, myocardial (mi-o-kar'de-ak, mi-o-kar'de-al). Pertaining to the muscular tissue of the heart

myocardiogram (mi-o-kar'de-o-gram). A tracing made by the myocardiograph.

myocardiograph (mi-o-kar'de-o-graf) [Gr. μῦς muscle + καρδία heart + γράφειν to record]. An instrument for making a tracing of the movements of the heart muscles.

myocardism (mi-o-kar'dizm). A tendency toward the development of myocardial weakness and degeneration.

myocarditic (mi"o-kar-dit'ik). Pertaining to myocarditis.

myocarditis (mi"o-kar-di'tis) [Gr. μῦς muscle + καρδία heart + -ιτις inflammation]. Inflammation of the myocardium; inflammation of the muscular walls of the heart. **fragmentation m.**, fragmentation of the myocardium. **indurative m.**, myocarditis causing hardening of the heart muscle. **m. scarlatino'sa**, myocarditis sometimes seen associated with scarlet fever.

myocardium (mi-o-kar'de-um) [Gr. μῦς muscle + καρδία heart]. The muscular substance of the heart; the heart muscle.

myocardol (mi-o-kar'dol). A proprietary preparation of caffein citrate and ergotin used subcutaneously in cardiac neuroses, arteriosclerosis, etc.

myocele (mi'o-sēl) [Gr. μῦς muscle + κήλη hernia]. Hernia of muscle; protrusion of a muscle through its ruptured sheath.

myocelialgia (mi"o-se-le-al'je-ah) [Gr. μῦς muscle + κοιλία belly + ἄλγος pain]. Pain in the abdominal muscles.

myocelitis (mi"o-se-li'tis) [Gr. μῦς muscle + κοιλία belly + -ιτις inflammation]. Inflammation of the muscles of the abdomen.

myocellulitis (mi"o-sel-u-li'tis). Myositis conjoined with cellulitis.

myoceptor (mi'o-sep-tor) [Gr. μῦς muscle + *cap'ere* to take]. The structure in a muscle-fiber that receives the nerve stimulus from the motor end-organ of the nerve.

myocerosis (mi"o-se-ro'sis) [Gr. μῦς muscle + κηρός wax]. Waxy degeneration of muscle. **m. angiot'ica hæmorrhag'ica.** Same as *angiohyalinosis hæmorrhagica.*

myochorditis (mi"o-kor-di'tis) [Gr. μῦς muscle + χορδή cord + -ιτις inflammation]. Inflammation of the muscles of the vocal cords.

myochrome (mi'o-krōm) [Gr. μῦς muscle + χρῶμα color]. Any member of a group of muscle pigments. See *histohematin* and *myohematin.*

myochronoscope (mi-o-kron'os-kōp) [Gr. μῦς muscle + χρόνος time + σκοπεῖν to view]. A device for measuring the time required for a motor impulse to become effective.

myoclonia (mi-o-klo'ne-ah). That condition which is characterized by myoclonus. **m. epilep'tica.** See *myoclonus epilepsy*, under *epilepsy.* **m. fibrilla'ris mul'tiplex.** See *myokymia.* **fibrillary m.**, the twitching of the fibrils of a muscle. See *fibrillation.* **infectious m.**, chorea.

myoclonic (mi-o-klon'ik) Relating to or marked by myoclonus.

myoclonus (mi-ok'lo-nus) [Gr. μῦς muscle + κλόνος contraction]. Clonic spasm of a muscle or of various muscles. **m. mul'tiplex.** See *paramyoclonus multiplex.*

myocœle (mi'o-sēl) [Gr. μῦς muscle + κοῖλος hollow]. The cavity inclosed by a myotome; the cavity of a myotome.

myocolpitis (mi"o-kol-pi'tis) [Gr. μῦς muscle + κόλπος vagina + -ιτις inflammation] Inflammation of the muscular layers of the vaginal wall.

myocomma (mi-o-kom'ah) [Gr. μῦς muscle + κόμμα cut]. A sclerotome, the septum between any two myotomes.

myocrismus (mi-o-kris'mus) [Gr. μῦς muscle + κρίζειν to squeak]. A sound heard on auscultation over a contracting muscle.

myoctonin (mi-ok'to-nin) [Gr. μῦς mouse + κτόνος killing] A poisonous alkaloid, $C_{36}H_{42}N_2O_{10}$, from *Aconi'tum lycoc'tonum.*

myocyte (mi'o-sīt) [Gr. μῦς muscle + κύτος cell]. 1. A cell of the muscular tissue. 2. The inner contractile layer of the ectoplasm of a protozoon.

myocytoma (mi"o-si-to'mah). A tumor made up of myocytes or muscle-cells.

myodegeneration (mi"o-de-jen-er-a'shun)[Gr. μῦς muscle + *degeneration*]. Degeneration of muscle.

myodemia (mi-o-de'me-ah) [Gr. μῦς muscle + δημός fat]. Fatty degeneration of muscle.

myodesopsia (mi"o-des-op'se-ah). See *myiodesopsia.*

myodiastasis (mi"o-di-as'tas-is) [Gr. μῦς muscle + διάστασις separation]. Rupture of a muscle.

myodiopter (mi-o-di-op'ter). The force of ciliary muscle contraction necessary to raise the refraction of the emmetropic eye by 1 diopter from a state of rest.

myodynamic (mi"o-di-nam'ik). Relating to muscular force.

myodynamometer (mi"o-di-nam-om'et-er) [Gr. μῦς muscle + δύναμις power + μέτρον measure]. A device for testing the power of the muscles.

myodynia (mi-o-din'e-ah) [Gr. μῦς muscle + ὀδύνη pain]. Pains in a muscle; myalgia.

myo-edema, myo-œdema (mi"o-e-de'mah) [Gr. μῦς muscle + οἴδημα swelling]. 1. Edema of a muscle. 2. Same as *mounding.*

myo-electric (mi"o-e-lek'trik). Pertaining to the electric or electromotive properties of muscle.

myo-endocarditis (mi"o-en-do-kar-di'tis). Combined myocarditis and endocarditis.

myo-epithelial (mi"o-ep-e-the'le-al). Pertaining to or composed of muscle and epithelium.

myo-epithelium (mi"o-ep-ith-e'le-um) [Gr. μῦς muscle + *epithelium*]. Muscle epithelium.

myofibril, myofibrilla (mi-o-fi'bril, mi"o-fi-bril'ah), pl. *myofibrillæ.* A muscle-fibril; especially one of the fine fibrils traversing longitudinally the cells of smooth muscular tissue and supposed to form the contractile element.

myofibroma (mi"o-fi-bro'mah). Myoma combined with fibroma.

myofibrosis (mi"o-fi-bro'sis) [Gr. μῦς muscle + *fib'ra* fiber]. Degeneration of muscular tissue into fibroid tissue. **m. cor'dis**, myofibrosis of the heart.

myogen (mi'o-jen) [Gr. μῦς muscle + γεννᾶν to produce]. An albumin-like protein of muscle plasma. It is spontaneously coagulable, passing first into soluble myogen fibrin, and then into *myogen fibrin.* Cf. *myosin.*

myogenetic, myogenic, myogenous (mi-o-jen-et'ik, mi-o-jen'ik, mi-oj'en-us) [Gr. *μῦς* muscle + *γεννᾶν* to produce]. Originating in the muscular tissue.

myoglia (mi-og'le-ah) [Gr. *μῦς* muscle + *γλία* glue]. A fibrillar substance formed by muscle-cells and bearing the same relation to muscle that neuroglia bears to nerve-cells.

myoglobulin (mi-o-glob'u-lin) [*myo-* + *globulin*]. A globulin found in muscle-serum.

myognathus (mi-og'na-thus) [Gr. *μῦς* muscle + *γνάθος* jaw]. A supernumerary lower jaw having a muscular attachment to the normally placed lower jaw.

myogram (mi'o-gram) [Gr. *μῦς* muscle + *γράμμα* writing]. The record or tracing made by a myograph.

myograph (mi'o-graf) [Gr. *μῦς* muscle + *γράφειν* to record]. An apparatus for recording the effects of a muscular contraction.

myographic (mi-o-graf'ik) [Gr. *μῦς* muscle + *γράφειν* to record]. Pertaining to a myograph.

myography (mi-og'raf-e) [Gr. *μῦς* muscle + *γράφειν* to write]. 1. The use of the myograph. 2. A description of the muscles.

myohematin (mi-o-hem'at-in) [*myo-* + *hematin*]. MacMunn's name for a pigment occurring in the muscles in association with hemoglobin.

myohypertro'phia kymoparalyt'ica. A muscular dystrophy, with paralysis, described by Oppenheim (1914).

myohysterectomy (mi"o-his-ter-ek'to-me). Partial removal of the uterus, the cervix being left in place.

myoid (mi'oid) [Gr. *μῦς* muscle + *εἶδος* form]. Resembling or like a muscle.

myoidem, myoidema (mi-oi'dem, mi-oi-de'mah). Same as *myo-edema*.

myoideum (mi-oid'e-um). Myoid tissue.

myoidism (mi-o-id'izm) [Gr. *μῦς* muscle + *ἴδιος* own]. Idiomuscular contraction.

myoischemia (mi"o-is-ke'me-ah) [Gr. *μῦς* muscle + *ischemia*]. Local deficiency of blood-supply in muscle.

myokerosis (mi"o-ke-ro'sis) [Gr. *μῦς* muscle + *κηρός* wax]. Waxy degeneration of muscle tissue.

myokinesis (mi-o-kin'e-sis) [Gr. *μῦς* muscle + *κίνησις* motion]. Movement of muscles; especially, displacement of muscle-fibers in operation.

myokinetic (mi-o-kin-et'ik). Pertaining to the motion or kinetic element of muscle, as contrasted with the myotonic or tonicity element.

myokymia (mi-o-kim'e-ah) [Gr. *μῦς* muscle + *κῦμα* wave]. Persistent quivering of the muscles (Schultze); myoclonus fibrillaris multiplex (Kny).

myokynin (mi-o-ki'nin). A base, $C_{11}H_{28}N_2O_3$, found in muscle.

myolemma (mi-o-lem'ah) [Gr. *μῦς* muscle + *λέμμα* sheath]. The sarcolemma.

myolin (mi'o-lin). The supposed material of the muscular fibrils.

myolipoma (mi"o-li-po'mah) [Gr. *μῦς* muscle + *λίπος* fat + *-ωμα* tumor]. Myoma containing fatty or lipomatous elements.

myology (mi-ol'o-je) [Gr. *μῦς* muscle + *λόγος* word]. The sum of knowledge regarding the muscles.

myolysis (mi-ol'is-is) [Gr. *μῦς* muscle + *λύσις* solution]. Disintegration or degeneration of muscle tissue. **m. cardiotox'ica,** degeneration of the heart muscle due to systemic intoxication, as in infectious diseases.

myoma (mi-o'mah) [Gr. *μῦς* muscle + *-ωμα* tumor]. Any tumor made up of muscular elements: if they are striated, it is a *rhabdomyoma;* if not, it is a *leiomyoma.* **m. laevicellula're,** leiomyoma. **m. sarcomato'des,** myoma in which the muscle tissue has been transformed into sarcomatous tissue. **m. striocellula're,** rhabdomyoma. **m. telangiecto'des,** a tumor consisting of a coil of blood-vessels surrounded by a network of muscular fibers; angiomyoma.

myomalacia (mi"o-ma-la'se-ah) [Gr. *μῦς* muscle + *μαλακία* softening]. Morbid softening of a muscle. **m. cor'dis,** morbid softening of the muscular substance of the heart.

myomatosis (mi"o-mat-o'sis). The formation of multiple myomata.

myomatous (mi-o'mat-us). Pertaining to or of the nature of a myoma.

myomectomy (mi-o-mek'to-me) [*myoma* + Gr. *ἐκτομή* excision]. Surgical removal of a myoma.

myomelanosis (mi"o-mel-an-o'sis) [Gr. *μῦς* muscle + *μελάνωσις* blackening]. Melanosis, or black pigmentation of a portion of the muscular substance.

myomere (mi'o-mēr) [Gr. *μῦς* muscle + *μέρος* share]. 1. A protovertebra or embryonic muscular segment. 2. A muscular segment.

myometer (mi-om'et-er) [Gr. *μῦς* muscle + *μέτρον* measure]. An apparatus for measuring muscle contraction.

myometrial gland. See under *gland.*

myometritis (mi"o-me-tri'tis) [Gr. *μῦς* muscle + *μήτρα* womb + *-ιτις* inflammation]. Inflammation of the muscular substance of the uterus.

myometrium (mi-o-me'tre-um) [Gr. *μῦς* muscle + *μήτρα* womb]. The muscular substance of the uterus.

myomohysterectomy (mi"o-mo-his-ter-ek'to-me) [*myoma* + Gr. *ὑστέρα* uterus + *ἐκτομή* excision]. Myomectomy combined with hysterectomy; surgical removal of a myomatous uterus.

myomotomy (mi-o-mot'o-me). Same as *myomectomy.*

myon (mi'on) [Gr. *μῦς* muscle]. A muscle; a muscular unit.

myoneme (mi'o-nēm) [Gr. *μῦς* muscle + *νῆμα* thread]. One of the muscular fibrils in the surface of certain protozoa.

myonephropexy (mi-o-nef'ro-pek-se) [Gr. *μῦς* muscle + *νεφρός* kidney + *πῆξις* fixation]. The operation of fixing a movable kidney by suturing it to a strap of muscle tissue.

myoneural (mi-o-nu'ral) [Gr. *μῦς* muscle + *νεῦρον* nerve]. Pertaining to both muscle and nerve said of the nerve terminations in muscles.

myoneuralgia (mi"o-nu-ral'je-ah) [Gr. *μῦς* muscle + *neuralgia*]. Muscular neuralgia.

myoneurasthenia (mi"o-nu-ras-the'ne-ah) [Gr. *μῦς* muscle + *neurasthenia*]. The relaxed state of the muscular system in neurasthenia.

myoneure (mi'o-nūr) [Gr. *μῦς* muscle + *νεῦρον* nerve]. A nerve-cell which supplies a muscle.

myoneuroma (mi"o-nu-ro'mah) [Gr. *μῦς* muscle + *νεῦρον* nerve + *-ωμα* tumor]. A neuroma containing muscular tissue; especially a cyst of the pituitary body containing muscular elements.

myoneurosis (mi"o-nu-ro'sis) [Gr. *μῦς* muscle + *neurosis*]. Any neurosis of muscle. **colic m., intestinal m.,** mucous colitis. See *colitis.*

myonosus (mi-on'os-us) [Gr. *μῦς* muscle + *νόσος* disease]. Disease of a muscle.

myonymy (mi-on'im-e) [Gr. *μῦς* muscle + *ὄνομα* name]. Nomenclature of the muscles.

myopachynsis (mi"o-pak-in'sis) [Gr. *μῦς* muscle + *πάχυνσις* thickening]. Hypertrophy of muscle.

myoparalysis (mi"o-par-al'is-is) [Gr. *μῦς* muscle + *paralysis*]. Paralysis of a muscle.

myoparesis (mi-o-par'es-is). Myoparalysis.

myopathic (mi-o-path'ik). Of the nature of a myopathy.

myopathy (mi-op'ath-e) [Gr. *μῦς* muscle + *πάθος* suffering]. Any disease of a muscle.

myope (mi'ōp) [Gr. *μύειν* to shut + *ὤψ* eye]. A near-sighted person; one affected with myopia.

myopericarditis (mi"o-per-ik-ar-di'tis). Myocarditis combined with pericarditis.

myoperitonitis (mi"o-per-it-o-ni'tis)[Gr. *μῦς* muscle + *peritonitis*]. Inflammation of the muscular elements of the peritoneum.

myophage (mi'o-fāj) [see *myophagism*]. A phagocyte which consumes muscle tissue.

myophagism (mi-of'aj-izm) [Gr. *μῦς* muscle + *φαγεῖν* to eat]. The atrophy or wasting away of muscular tissue.

myophone (mī'o-fōn) [Gr. *μῦς* muscle + *φωνή* voice]. A device which renders audible the sound of a muscular contraction.

myopia (mi-o'pe-ah) [Gr. *μύειν* to shut + *ὤψ* eye]. Near-sightedness, or short sight; defective eyesight due to too great refractive power of the eye, so that the rays coming from an object beyond a certain distance are focused in front of the retina. **axial m.**, that which is caused by elongation of the axis of the eye. **chronic m.**, color-blindness for objects at a distance. **curvature m.**, a form due to changes in the curvature of the refracting surfaces of the eye. **index-m.**, a form due to abnormal refractivity of the media of the eye. **malignant m., pernicious m.**, progressive myopia, associated with grave disease of the choroid and leading to retinal detachment and blindness. **prodromal m.**, a condition in which the patient is able to read with glasses; sometimes seen in incipient cataract. **progressive m.**, myopia that continues to increase in adult life.

myopic (mi-op'ik). Pertaining to or affected with myopia. **m. crescent.** See *crescent*.

myoplasm (mi'o-plazm) [Gr. *μῦς* muscle + *πλάσμα* something formed]. The contractile part of the muscle cell.

myoplastic (mi-o-plas'tik) [Gr. *μῦς* muscle + *πλάσσειν* to form]. Performed by the plastic use of muscle, said of operations.

myoplasty (mi'o-plas-te). Plastic surgery on muscle; an operation in which portions of partly detached muscle are utilized, especially in the field of defects or deformities

myopolar (mi-o-po'lar) [Gr. *μῦς* muscle + *polar*]. Applied to a muscle between the electrodes of a battery.

myoprotein (mi-o-pro'te-in). A protein obtained from muscle tissue.

myoproteose (mi-o-pro'te-ōs). Same as *myoalbumose*.

myopsin (mi-op'sin) [Gr. *μῦς* muscle + *ψίειν* to chew up]. A proteolytic enzyme occurring along with trypsin in the pancreatic juice.

myopsis (mi-op'sis). Myiodesopsia.

myopsychic (mi-o-si'kik) [see *myopsychosis*]. Pertaining to the muscles and the mind—noting the memory images of muscular activity.

myopsychosis, myopsychopathy (mi"o-si-ko'sis, mi"o-si-kop'ath-e)[Gr. *μῦς* muscle + *ψυχή* mind + *πάθος* disease]. Any one of those neuromuscular affections that are associated with mental troubles, as Sydenham's chorea, paralysis agitans.

myorrhaphy (mi-or'af-e) [Gr. *μῦς* muscle + *ῥαφή* suture]. Suturation of divided muscle.

myorrhexis (mi-or-eks'is) [Gr. *μῦς* muscle + *ῥῆξις* rupture]. The rupture of a muscle.

myosalgia (mi-o-sal'je-ah). Muscular pain.

myosalpingitis (mi"o-sal-pin-ji'tis) [Gr. *μῦς* muscle + *salpingitis*]. Hypertrophic inflammation of the muscular tissue of the oviduct.

myosan (mi'o-san). A protean derived from myosin.

myosarcoma (mi"o-sar-ko'mah). Myoma blended with sarcoma.

myosclerosis (mi"o-skle-ro'sis) [Gr. *μῦς* muscle + *σκληρός* hard]. Hardening or sclerosis of muscle.

myoscope (mi'o-skōp) [Gr. *μῦς* muscle + *σκοπεῖν* to view]. An instrument for observing muscle contraction.

myoseism (mi'o-sizm) [Gr. *μῦς* muscle + *σεισμός* shake]. Jerky, irregular muscular contractions.

myoseptum (mi-o-sep'tum). Same as *myocomma*.

myoserum (mi-o-se'rum). Muscle-juice; the juice expressed from meat.

myosin (mi'o-sin). A globulin-like protein of muscle plasma. It is soluble, but on long standing it coagulates into an insoluble protein called *myosin fibrin*. Cf *myogen*. **Furth's m.**, paramyosinogen **vegetable-m.**, a substance resembling myosin, from seeds of various plants.

myosinogen (mi-o-sin'o-jen) [*myosin* + Gr. *γεννᾶν* to produce]. Kühne's name for the protein now called *myogen*.

myosinose (mi-os'in-ōs). A proteose produced by the digestion of myosin.

myosinuria (mi"o-sin-u're-ah) [*myosin* + Gr. *οὖρον* urine]. The presence of myosin in the urine.

myosis (mi-o'sis). Same as *miosis*.

myositic (mi-o-sit'ik). Pertaining to myositis.

myositis (mi-o-si'tis) [Gr. *μῦς* muscle]. Inflammation of a voluntary muscle **acute disseminated m.** Same as *primary multiple m.* **acute progressive m.**, a rare disease in which the inflammation gradually involves the whole muscular system and ends in death by asphyxia and pneumonia. **m. fibro'sa**, a type in which there is a formation of connective tissue within the muscle substance. **infectious m., interstitial m.**, inflammation of the connective and septal elements of muscular tissue. **m. ossif'icans**, myositis which is characterized by bony deposits or by ossification of muscles. **m. ossif'icans circumscrip'ta**, a form marked by the formation of muscular osteomata, such as riders' bone. **m. ossif'icans progres'siva**, a progressive disease, beginning in early life, in which the muscles are gradually converted into bony tissue. **m. ossif'icans traumat'ica**, myositis ossificans due to injury. **parenchymatous m.**, that which affects the essential substance of a muscle. **primary multiple m.**, an acute febrile disease characterized by edema and inflammation of the skin and muscles in various parts of the body. Called also *pseudotrichinosis*. **m. purulen'ta**, a suppurative and gangrenous type, due to a bacterial infection **m. purulen'ta trop'ica**, a disease of Samoa and the African tropics, characterized by fever, pain in the limbs, and abscesses in the muscles. **m. sero'sa**, muscle inflammation characterized by a serous exudation. **suppurative m.**, inflammation of muscle resulting in muscular abscesses or in diffuse suppuration of muscles. **trichinous m.**, that which is caused by the presence of trichinæ.

myospasia (mi-o-spa'ze-ah). Clonic contraction of muscle; paramyoclonus.

myospasm (mi'o-spazm) [Gr. *μῦς* muscle + *σπασμός* spasm]. Spasm of a muscle.

myospasmia (mi-o-spaz'me-ah). Diseases characterized by uncontrollable muscular spasm See *tic*.

myosteoma (mi-os-te-o'mah) [Gr. *μῦς* muscle + *ὀστέον* bone + *-ωμα* tumor]. A bony tumor in muscle.

myostroma (mi-o-stro'mah) [Gr. *μῦς* muscle + *stroma*]. The stroma or framework of muscle tissue.

myostromin (mi-o-stro'min). A protein occurring in muscle stroma.

myosuria (mi-o-su're-ah) [Gr. *μῦς* muscle + *οὖρον* urine]. Myosin in the urine.

myosuture (mi-o-sūt'ūr) [Gr. *μῦς* muscle + L. *sutu'ra* sewing]. The suturation of a muscle.

myosynizesis (mi"o-sin-iz-e'sis) [Gr. *μῦς* muscle + *συνίζησις* sitting together]. Adhesion of muscles.

myotactic (mi-o-tak'tik) [Gr. *μῦς* muscle + L. *tac'tus* touch]. Pertaining to the muscular sense of touch.

myotasis (mi-ot'as-is) [Gr. *μῦς* muscle + *τάσις* stretching]. Stretching of muscle.

myotatic (mi-o-tat'ik) [Gr. *μῦς* muscle + *τείνειν* to stretch]. Performed or induced by stretching or extending a muscle.

myotenontoplasty (mi"o-ten-on'to-plas-te). Tenontomyoplasty.

myotenositis (mi-o-ten-o-si'tis) [Gr. *μῦς* muscle + *τένων* tendon + *-ιτις* inflammation]. Inflammation of a muscle and its tendon.

myotenotomy (mi"o-ten-ot'o-me) [Gr. *μῦς* muscle + *tenotomy*]. Surgical division of the tendon of a muscle.

myotherapy (mi-o-ther'ap-e) [Gr. *μῦς* muscle + *θεραπεία* treatment]. Treatment by administration of muscle tissue and muscle juice.

myothermic (mi-o-ther'mik) [Gr. *μῦς* muscle + *θέρμη* heat] Pertaining to temperature changes in muscle produced by its activity

myotic (mi-ot'ik). Same as *miotic*.

myotility (mi-o-til'it-e). Muscular contractility.

myotome (mi'o-tōm) [Gr. *μῦς* muscle + *τέμνειν* to cut]. 1. An instrument for performing myotomy. 2. Same as *somite* 3 A myocomma

myotomy (mi-ot'o-me) [Gr. *μῦς* muscle + *τέμνειν* to cut]. The cutting or dissection of muscular tissue or of a muscle.

myotone (mi'o-tōn). Same as *myotonia*.

myotonia (mi-o-to'ne-ah) [Gr. *μῦς* muscle + *τόνος* tension] Inhibition of voluntary movements due to an increase of muscle tonus **m. acquisi'ta**, tonic muscular spasm developed after injury or in consequence of disease. Called also *Talma's disease*. **m. atroph'ica**, a slowly progressive form of muscular atrophy involving special muscles and marked by delayed relaxation of muscle contractions; called also *dystrophia myotonica*. **m. congeni'ta, m. heredita'ria.** See *Thomsen's disease*, under *disease* **m. neonato'rum**, tetanism

myotonic (mi-o-ton'ik). 1. Pertaining to or characterized by myotonia 2. Pertaining to the tonic function of muscles as contrasted with the *myokinetic* or motion function.

myotonometer (mi"o-to-nom'et-er) [*myotonia* + Gr. *μέτρον* measure]. An instrument for measuring muscular tonus.

myotonus (mi-ot'o-nus). Tonic spasm of a muscle.

myotony (mi-ot'o-ne). See *myotonia*.

myotrophy (mi-ot'ro-fe) [Gr. *μῦς* muscle + *τροφή* nutrition]. Nutrition of muscle.

myrcene (mer'sēn). An essential oil from the oil of bay. It is an olefinic terpene, $C_{10}H_{16}$, and probably $CH_2(CH)_3(CH_2)_2CH\ C(CH_3)_2$

Myrcia (mer'she-ah) [L.]. A genus of myrtaceous trees and shrubs. The leaves of *M. a'cris* afford oil of bay (*o'leum myr'ciæ*), whence bayrum (*spir'itus myr'ciæ*) is prepared, which is used as a perfume and as a local application in headache

myria- [Gr. *μυρίος* numberless]. A prefix signifying a great number.

myriachit (mir-e'ah-shit) [Russian]. A form of palmus with jumping movements and infirm will, endemic in Siberia. See *lata*, *palmus*.

Myriapoda (mir-e-ap'o-dah) [Gr *μυρίος* numberless + *πούς* foot]. A class of arthropods, including the millepides and centipedes.

myriapodiasis (mir"e-ap-o-di'as-is). Infestation by one of the Myriapoda or centipedes.

myrica (mir-i'kah) The dried bark of the root of *Myri'ca cerife'ra*, bayberry or wax myrtle. used in diarrhea and jaundice. Dose, 8 gr. (0.5 gm.).

myricin (mir-i'sin) [L. *myri'ca* myrtle]. 1. A crystallizable principle, $C_{30}H_{61}.C_{16}H_{31}O_2$, from beeswax. 2. A medicinal concentration prepared from *Myri'ca cerif'era*, or wax-myrtle; astringent, antiluetic. Dose, 1–3 gr. (0.06–0.198 gm.).

myricyl (mir'is-il). The radical, $C_{30}H_{61}$.

myringectomy (mi-rin-jek'to-me). Same as *myringodectomy*.

myringitis (mir-in-ji'tis) [L. *mirin'ga* drum-membrane + Gr. *-ιτις* inflammation]. Inflammation of the membrana tympani. **m. bullo'sa**, myringitis with the formation of blebs.

myringodectomy (mir-in"go-dek'to-me) [L. *myrin'ga* membrana tympani + Gr. *ἐκτομή* excision]. Surgical removal of the membrana tympani.

myringodermatitis (mir-in"go-der-mat-i'tis) [L. *myrin'ga* drum-membrane + Gr. *δέρμα* skin]. Inflammation of the outer layer of the membrana tympani, with the formation of blebs.

myringomycosis (mir-in"go-mi-ko'sis) [L. *myrin'ga* drum-membrane + Gr. *μύκης* fungus]. Disease of the membrana tympani caused by the growth of fungi. **m. aspergilli'na**, that which is caused by an aspergillus. See *Otomycosis*.

myringoplasty (mir-in'go-plas-te) [L. *myrin'ga* drum-membrane + Gr. *πλάσσειν* to form]. Surgical restoration of the membrana tympani.

myringoscope (mi-ring'o-skōp) [L. *myrin'ga* drum-membrane + Gr *σκοπεῖν* to view]. An instrument for inspecting the drum-membrane.

myringotome (mir-in'go-tōm) [L. *myrin'ga* drum-membrane + Gr. *τέμνειν* to cut] A knife for use in operating upon the membrana tympani.

myringotomy (mir-in-got'o-me) [L. *myrin'ga* drum-membrane + Gr. *τέμνειν* to cut]. Surgical incision of the membrana tympani.

myristic acid (mi-ris'tik). See under *acid*.

Myristica (mi-ris'tik-ah) [L.; Gr. *μυρίζειν* to anoint]. A genus of trees of tropical countries. *M. fra'grans* affords nutmegs and mace See *nutmeg*.

myristicene (mi-ris'tis-ēn). A fragrant eleopten, $C_{10}H_{14}$, from the volatile oil of nutmeg.

myristicol (mi-ris'tik-ol). A stearopten, or camphor, $C_{10}H_{16}O$, from the volatile oil of nutmeg.

myristin (mi-ris'tin). Myristate of glyceryl, $C_3H_5(C_{14}H_{27}O_2)_3$: found in nutmeg-butter, spermaceti, and other fats.

myrobalan (mi-rob'al-an) [Gr *μύρον* ointment + *βάλανος* nut]. The dried fruit of several species of *Terminalia* of India· used as an astringent in diarrhea. Dose, 30–60 gr. (2–4 gm.).

myronate (mi'ron-āt). Any salt of myronic acid (derivable from black mustard). **potassium m.** Same as *sinigrin*.

myronic acid (mi-ron'ik). See *acid*.

myronin (mi-ro'nin). A proprietary ointment-base, composed of stearin-soap, carnauba wax, and doegling oil.

myrosin (mi'ro-sin). A ferment found in black mustard seed which decomposes the glucosid sinegrin.

myrrh (mur) [L. *myr'rha*; Gr. *μύρρα*]. A gum-resin from *Commiph'ora myr'rha*, an old-world burseraceous tree, containing a volatile oil, the resin myrrhin, and a gum. It is stimulant and astringent, and is used in dyspepsia, chronic bronchitis, leukorrhea, amenorrhea, and as a local application in stomatitis, carious teeth, and inflammation of the gums. Dose, 5–30 gr. (0.333–2 gm.); of tincture (U. S. P.), 10–30 min. (0.666–2 c.c.).

myrrholin (mer'o-lin). A mixture of myrrh and fat in equal parts: used as a vehicle for the administration of creosote.

myrtiform (mer'tif-orm) [L. *myrtifor'mis; myr'tus* myrtle + *for'ma* shape]. Shaped like the leaf or berry of the myrtle.

myrtillin (mer-til'in). An extractive from huckleberries: said to be useful in the local treatment of eczema; also internally in intestinal catarrh.

myrtle (mer'tl). See *Myrtus.*

myrtol (mer'tol) [L. *myr'tus* myrtle + *o'leum* oil]. A light, volatile oil obtainable from the oil of *Myr'tus commu'nis:* given in bronchial and pulmonic affections as a stimulant antiseptic. Dose, 1–2 min. (0.06–0.13 c.c.).

Myrtophyllum (mir-to-fil'um) [L. *myr'tus* myrtle + Gr. *φύλλον* leaf]. A genus of protozoan organisms. **M. hep'atis,** a species found in hepatic abscess. It is shaped like a myrtle leaf

Myrtus (mer'tus) [L.; Gr. *μύρτος*]. A genus of myrtaceous trees *M. commu'nis,* the old-world myrtle, affords leaves which are antiseptic and astringent, and are used as a dressing for wounds. Dose, 5–20 gr. (0.33–1.33 gm.). See also *cheken.*

mysophobia (mi-so-fo'be-ah)[Gr. *μύσος* filth+*φοβός* fear]. Insane dread of filth or contamination.

mystin (mis'tin). A milk preservative, consisting of formaldehyd and sodium nitrite.

mytacism (mi'tas-izm) [Gr. *μυτακισμός*]. Too free use of *m*-sounds in utterance.

mythomania (mith-o-ma'ne-ah) [Gr. *μῦθος* myth + *μανία* madness]. A morbid propensity to lie or to exaggerate.

mythophobia (mith-o-fo'be-ah) [Gr. *μῦθος* myth + *φόβος* fear]. Morbid fear of stating an untruth.

mytilite (mi'til-īt) An alcohol from the muscle of *Mytilus edulis,* $C_6H_{12}O_5\ 2H_2O$. It is isomeric with quercite.

mytilocongestin (mi-til-o-kon-jes'tin) [Gr. *μυτίλος* mussel + *congestion*]. A toxic substance obtained by Richet from mussels.

mytilotoxin (mit"il-o-toks'in) [Gr. *μυτίλος* mussel + *τοξικόν* poison]. A poisonous leukomain, $C_6H_{15}NO_2$, from mussels.

mytilotoxism (mit"il-o-toks'izm). Mussel-poisoning, poisoning from eating mussels.

myurous (mi-u'rus) [Gr *μῦς* mouse + *οὐρά* tail]. Gradually tapering like a mouse's tail. said of the pulse when it grows gradually more feeble, and also of certain symptoms

myxadenitis (miks"ad-en-i'tis) [Gr. *μύξα* mucus + *ἀδήν* gland + *-ιτις* inflammation]. Inflammation of a mucous gland **m. labia'lis.** Same as *Baelz's disease,* under *disease.*

myxadenoma (miks-ad-en-o'mah) [Gr. *μύξα* mucus + *adenoma*] An epithelial tumor with the structure of a mucous gland.

myxangitis (miks-an-ji'tis) [Gr. *μύξα* mucus + *ἀγγεῖον* vessel + *-ιτις* inflammation]. Inflammation of the ducts of mucous glands.

myxangoitis (miks"an-go-i'tis) [Gr. *μύξα* mucus + *ἀγγεῖον* vessel + *-ιτις* inflammation]. Mucous inflammation of vessels.

myxasthenia (miks-as-the-ne'ah) [Gr. *μύξα* mucus + *ἀσθένεια* weakness]. Deficiency in the secretion of mucus.

myxedema, myxœdema (miks-e-de'mah) [Gr. *μύξα* mucus + *οἴδημα* swelling] A disease, probably due to hypofunction of the thyroid gland, and marked by dropsy-like swelling, especially of the face and hands, smallness of the thyroid gland, slowing of the pulse-rate, dryness and wrinkling of the skin, falling of the hair, dulling of mental activity, sluggishness of movement, and retardation of the rate of basal metabolism. Called also *Gull's disease.* **congenital m.,** cretinism. **infantile m.,** Brissaud s infantilism; myxedema beginning during infancy from acquired disorder of the thyroid gland. **operative m.,** cachexia strumipriva.

myxedematoid (mix-e-dem'at-oid). Resembling myxedema.

myxedematous (mix-e-dem'at-us). Pertaining to or characterized by myxedema.

myxemia (miks-e'me-ah) [Gr. *μύξα* mucus + *αἷμα* blood]. Mucinemia.

myxidiocy (miks-id'e-o-se). Same as *myxidiotie.*

myxidiotie (miks-id'e-o-te). Myxedema marked by defective mental development.

myxo-adenoma (mik"so-ad-en-o'mah). See *myxadenoma.*

Myxobacteriales (miks"o-bak-te-re-a'lēz) [Gr. *μύξα* slime + *bacteria*]. An order of Schizomycetes comprising the slime-mold bacteria.

myxoblastoma (miks"o-blas-to'mah). A tumor composed of mucous connective-tissue cells.

Myxob'olus cypri'ni. A protozoan parasite causing the pox disease of carp.

myxochondrofibrosarcoma (miks"o-kon"dro-fi"bro-sar-ko'mah). A tumor containing myxomatous, cartilaginous, fibrous, and sarcomatous elements.

myxochondroma (miks"o-kon-dro'mah). Myxoma blended with chondroma

myxochondrosarcoma (mik"so-kon"dro-sar-ko'-mah). A mixed tumor containing elements of myxoma, cartilage, and connective tissue.

Myxococcid'ium stegomy'iæ. A sporozoön found in the body of the mosquito, *Stegomy'ia fascia'ta.*

myxocylindroma (mik"so-sil-in-dro'mah). Same as *cylindroma.*

myxocystitis (mik"so-sis-ti'tis) [Gr. *μύξα* mucus + *cystitis*]. Inflammation of the mucosa of the bladder.

myxocystoma (miks"o-sis-to'mah). Myxoid cystoma.

myxocyte (miks'o-sīt) [Gr. *μύξα* mucus + *κύτος* cell]. One of the characteristic cells of mucous tissue.

myxodermia (miks-o-der'me-ah) [Gr. *μύξα* mucus + *δέρμα* skin] An acute disease marked by ecchymoses, softening of the skin, and contraction of certain muscles.

myxœdema (miks-e-de'mah). See *myxedema.*

myxo-enchondroma (mik"so-en-kon-dro'mah). A chondroma in which some of the elements have undergone mucous degeneration.

myxo-endothelioma (mik"so-en-do-the-le-o'mah). An endothelioma containing myxomatous tissue.

myxofibroma (miks"o-fi-bro'mah). Myxoma blended with fibroma.

myxofibrosarcoma (miks"o-fi"bro-sar-ko'mah). A sarcoma with myxomatous and fibromatous elements

myxoglioma (miks"o-gli-o'mah). A glioma which has undergone myxomatous degeneration.

myxoid (miks'oid) [Gr. *μύξα* mucus + *εἶδος* form]. Resembling mucus. **m. cysto'ma,** a proliferating cyst of the ovary, so called because its inner surface resembles a mucous membrane.

myxoidedema (miks"oid-e-de'mah). Influenza of a severe type; American grip.

myxoinoma (miks"o-in-o'mah). Myxoma blended with inoma.

myxolipoma (miks"o-lip-o'mah). Myxoma blended with lipoma.

myxoma (miks-o'mah) [Gr. *μύξα* mucus + *-ωμα* tumor]. A tumor made up of mucous tissue. It forms a soft, translucent growth, made up of variously shaped cells of connective tissue and capillary vessels encased in a jelly-like matrix. **cystic m.,** one which contains cavities. **enchondromatous m.,** one containing cartilage in the intercellular substance. **erectile m.,** one which contains an excess of vessels, so as to resemble an angioma. **m. fibro'sum,** myxoinoma. **infectious m.,** a disease of rabbits produced by a filterable virus or a chlamydozoön. **lipomatous m.,** one which contains a deposit of fat within the cells. **m. sarcomato'sum,** myxosarcoma. **vascular m.,** a myxoma containing many blood-vessels.

myxomatous (miks-o'mat-us). Of the nature of a myxoma.

myxomycetes (miks"o-mi-se'tēz), pl. [Gr. *μύξα* mucus + *μύκης* fungus]. A group of fungus-like organisms, the slime-molds, now recognized as belonging to the animal kingdom.

myxomyoma (miks-o-mi-o'mah). A myoma that has undergone mucous degeneration.

myxoneuroma (miks"o-nu-ro'mah). Myxoma blended with neuroma.

myxoneurosis (miks"o-nu-ro'sis) [Gr. *μύξα* mucus + *neurosis*]. A neurosis characterized by deranged mucous secretion. **m. intestina'lis,** an intestinal neurosis marked by the passage of mucous shreds in the stools.

myxopapilloma (miks"o-pap-il-o'mah). Myxoma combined with papilloma.

myxopod (miks'o-pod) [Gr. *μύξα* mucus + *πούς* foot]. An amebula, the youngest stage of a malarial parasite living within the red blood-corpuscles. Some become sporocytes, others gametocytes.

myxopoiesis (mik"so-poi-e'sis) [Gr. *μύξα* mucus + *ποιεῖν* to make]. The formation of mucus.

myxorrhea (miks-o-re'ah) [Gr. *μύξα* mucus + *ῥοία* flow]. Blennorrhea.

myxosarcoma (miks"o-sar-ko'mah). A sarcoma containing mucous elements.

myxosarcomatous (miks"o-sar-ko'mat-us). Relating to or affected with myxosarcoma.

myxospore (miks'o-spōr) [Gr. *μύξα* mucus + *σπόρος* seed]. A spore embedded in a jelly-like mass.

Myxosporidia (miks"o-spo-rid'e-ah) [Gr. *μύξα* mucus + *sporidia*]. An order of endoparasitic ameboid sporozoa, many species of which infest insects, fishes, and animals. Myxosporidian infestation of the human subject is said to occur.

myzesis (mi-ze'sis) [Gr. *μύζειν* to suck]. Sucking.

Myzomyia (mi-zo-mi'e-ah). A genus of anopheline mosquitos, several species of which act as the carriers of malarial parasites. *M. funes'ta,* an African species. *M. superpic'ta,* an Old World species, which serves as the intermediate host of Filaria immites. *M. culicifa'cies, M. ros'si,* and *M. turkhu'di* are found in India.

Myzorhynchus (mi-zo-ring'kus). A genus of anopheline mosquitos, several species of which act as the carriers of malarial parasites *M. barbiros'tris,* a species which transmits malaria and filariasis in the Orient *M pal'udis,* an African species *M. pseudopic'tus,* a European species. *M. sinen'sis,* a Japanese species.

N

N. 1. Abbreviation for *nasal* and *North Pole.* 2. Chemical symbol for *nitrogen.* This symbol is also used as a prefix to denote combination with the nitrogen atom of organic compounds.

n. 1. The symbol for index of refraction. 2. A chemical symbol for *normal.*

N. A. Abbreviation for *numeric aperture.*

Na [L. *na'trium* sodium]. Symbol for *sodium.*

N. A. B. Abbreviation for *novarsenobillon.*

Nabalus al'bus (nab'al-us). A composite-flowered plant; also its homeopathic preparation which is used as a bitter tonic.

$Na_2B_4O_7+10H_2O$. Borax.

nabothian (na-bo'the-an). Described by or named in honor of Martin *Naboth,* a Saxon anatomist, 1675–1721. See under *cyst* and *follicle.*

NaBr. Sodium bromid.

NaCl. Sodium chlorid.

NaClO. Sodium hypochlorite.

$NaClO_3$. Sodium chlorate.

Na_2CO_3. Sodium carbonate.

$Na_2C_2O_4$. Sodium oxalate.

nacreous (nak're-us). Having a grayish-white, translucent color, with a pearl-like luster: said of bacterial colonies.

N. A. D. Abbreviation for *no appreciable disease.*

nadisan (nad'is-an). A solution of bismuthotartrate of potassium in oil. used in syphilis.

Naegeli's maneuver (na'ga-lēz) [Otto *Naegeli,* Swiss physician, born 1871]. See *maneuver.*

naehrsalz (nayr'sahlz) [Ger. "nutrient salt"]. A proprietary mixture of sodium phosphate and ammonium phosphate: used as a blood nutrient and purifier.

nævoid, nævus, etc. (ne'void, ne'vus). See *nevoid, nevus,* etc.

naftalan (naf'tal-an). A rectified petrolatum from Russian petroleum, containing about 3 per cent. of a hard soap. It is antiseptic, and is used as a vehicle in external medication.

Naga sore [*Naga,* a region in British India]. See under *sore.*

nagana (na-gah'nah). A disease of horses and cattle of Central Africa, due to the presence of the parasite, *Trypanoso'ma bru'cei.* The parasite is conveyed to the animals by the bite of the tsetse-fly, *Glossi'na mor'sitans,* and other species of *Glossina.* Called also *tsetse disease*

Nagel's test (nah'gelz) [Wilhelm *Nagel,* German physiologist, born 1870] See under *tests.*

Nägele's obliquity, pelvis, etc. (na'ge-lēz) [Franz Karl *Nägele,* German obstetrician, 1777–1851]. See *obliquity, pelvis,* etc.

Nageotte cell (nazh-yot'). See under *cell.*

nagphani (nahg-fan'e) [East Indian]. The East Indian name of a cactus, *Opun'tia dille'nii:* the juice is purgative.

$NaHCO_3$. Sodium bicarbonate.

NaH_2PO_4. Monosodium acid phosphate.

Na_2HPO_4. Disodium acid phosphate

nail (nāl). The horny dorsal plate on the distal phalanx of a finger or toe. The nail is made up of flattened epithelial scales developed from the stratum lucidum of the skin. **n.-bed,** the surface covered by a nail **n.-bound,** the condition in which the nail of a horse's shoe is driven too near the sensitive structures, marked by lameness. Called also *bind* or *tight-nailing.* **n.-culture.** See *culture.* **egg-shell n.,** a nail which has become thin and curved upward at its anterior edge. **n.-fold,** the fold of tissue around the base of the nail. **fracture-n.,** a steel nail used to fasten together the fragments of a broken bone. **hang-n.,** an agnail; a shred of epidermis at one side of a nail. **hippocratic n.** See *hippocratic finger,* under *finger.* **ingrowing n.,** the overlapping of a nail by the flesh. **n.-matrix,** the nail-bed. **parrot-beak n.,** a curvation of the finger-nail like that of a parrot's beak. **reedy-n.,** a nail marked by longitudinal furrows.

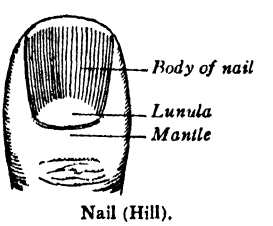

Nail (Hill).

spoon n., depression of the central portion of the nail, with raising of the edges at the sides. **n.-tread**, injury of the sole of a horse's hoof from treading on a nail. **turtle-back n.**, a nail greatly distorted. **n.-wall**, the skin that covers the lateral and proximal edges of the nail.

naja (nah'jah) [Arabic]. The cobra di capello, *Na'ja tripu'dians*, a venomous snake of India; also a homeopathic preparation of its venom.

nalicin (nal'is-in). A proprietary local anesthetic for dental work.

nambi-uvu (nam'be-u'vu). A disease of dogs in Brazil marked by icterus and bleeding from the ear and caused by a blood parasite, *Rangelia Vitalii;* called also *bleeding ear* and *blood plague.*

nandhiroba (nand-he-ro'bah). A seed from a tree of South America, having emetic, purgative, and febrifuge properties.

nanism (na'nizm) [L. *na'nus* dwarf]. Dwarfishness; marked undersize. **Paltauf's n.**, nanism associated with lymphatism. **symptomatic n.**, nanism with defective ossification, dentition, and sexual development.

nanocephalia, nanocephaly (nan-o-sef-a'le-ah, na-no-sef'al-e). Abnormal smallness of the head.

nanocephalous (na-no-sef'al-us) [Gr. *νᾶνος* dwarf + *κεφαλή* head]. Having a small head.

nanocormia (na-no-kor'me-ah) [Gr. *νᾶνος* dwarf + *κορμός* trunk]. Dwarfishness of the body or trunk.

nanoid (na'noid) [Gr. *νᾶνος* dwarf + *εἶδος* form]. Dwarfish; resembling a dwarf.

nanomelia (na-no-me'le-ah). Teratism or monstrosity characterized by undersized limbs.

nanomelous (na-nom'el-us). Having undersized legs and arms.

nanomelus (na-nom'el-us) [Gr. *νᾶνος* dwarf + *μέλος* limb]. A monster-fetus with undersized limbs.

nanosoma, nanosomia (na-no-so'mah, na-no-so'me-ah) [Gr. *νᾶνος* dwarf + *σῶμα* body]. A dwarfish habit of body, nanism.

nanosomus (na-no-so'mus) [Gr. *νᾶνος* dwarf + *σῶμα* body]. A person of dwarfish stature and size; a dwarf.

nanous (na'nus). Dwarfish; stunted.

nanukayami (nah-nu-kah-yah'me). Seven-day fever; a fever with symptoms resembling those of Weil's disease, occurring in Japan, caused by *Spirochæta hebdomadis*, the host of which is probably the field mouse, *Microtus montebelli.*

nanus (na'nus) [L.; Gr. *νᾶνος*]. 1. A dwarf. 2. Dwarfed or dwarfish; stunted.

NaOH. Sodium hydroxid.

nape (nāp). The back or scruff of the neck.

napellin (na-pel'in) [L. *napel'lus* aconite]. An analgesic alkaloid, $C_{25}H_{35}NO_7(OH)_4$, from aconite. Dose, ½–¾ gr. (0.033–0.048 gm.).

napha (na'fah) [L.]. Orange-flowers; flores aurantii.

naphtalin (naf'tah-lin). Same as *naphthalene.*

naphtalinum, naphthalinum (naf-tah-li'num, naf-tha-li'num). Latin for *naphthalene.*

naphtha (naf'thah) [L. from Arabic]. 1. Crude petroleum; a colorless, inflammable oil derived from petroleum; also a light petroleum distillate. 2. Any volatile, strong-smelling, and highly inflammable liquid. **n. ace'ti**, ethyl acetate. **n. salicin**, a proprietary disinfectant solution of salicylic acid, borax, and naphthol. **n. vitri'oli**, ethylic ether. **wood-n.**, methyl alcohol.

naphthalan (naf'thal-an). A black, unctuous substance obtained by the distillation of Armenian naphtha. It is used as an antiphlogistic and parasiticide in burns, skin diseases, etc.

naphthalene, naphthalin (naf'thal-ēn, naf'thal-in) [L. *naphthali'num*]. A silvery, crystalline hydrocarbon, $C_{10}H_8$, from coal-tar oil. It is insoluble in cold water, but soluble in hot water, alcohol, ether, chloroform, and benzene. It is used as an antiseptic in diarrhea of typhoid fever, and locally in pruritus, scabies, etc. Dose, 2–10 gr. (0.133–0.66 gm.).

naphthalol (naf'thal-ol). Same as *betol.*

naphthamin (naf'tham-in). Hexamethylenamin.

naphthionic acid (naf-the-on'ik). See under *acid.*

naphthocresol (naf-tho-kre'sol). A brown antiseptic fluid.

naphthoform (naf'tho-form). A compound of beta-naphthol and formaldehyd: used as an antiseptic in skin diseases.

naphthoformin (naf-tho-for'min). An antiseptic powder, being a compound of alpha- and beta-naphthol with formaldehyd and ammonia.

naphthol (naf'thol). A crystalline, antiseptic substance, $C_{10}H_7.OH$, from coal-tar, occurring in two forms: alpha-naphthol and beta-naphthol. **alpha-n.** is a white or pinkish, crystalline compound, soluble in alcohol, ether, and hot water; slightly soluble in cold water. It is an antiseptic and antifermentative, and is used mainly in the arts. **n.-aristol**, beta-naphthol diiodid, $C_{16}H_6I_2O_2$, a yellow-green powder, used as an antiseptic wound dressing. **beta-n.** occurs in the form of colorless or pale-buff crystals, having the odor of carbolic acid. It is soluble in alcohol, ether, chloroform, oils, etc., and in 75 parts of boiling water and in 1000 parts of cold water. It is an antiseptic and parasiticide: used as an intestinal antiseptic in typhoid fever and in a 1 per cent. solution or 10 per cent. ointment in eczema, psoriasis, and other skin diseases. Dose, 3–7½ gr. (0.2–0.5 gm.). **beta-n. benzoate.** Same as *benzonaphthol.* **beta-n. bismuth.** See *beta-naphthol bismuth.* **n.-camphor**, 1 part of beta-naphthol fused with 2 parts of camphor: an antiseptic for use in tuberculosis and in furunculosis.

naphtholate (naf'tho-lāt). A naphthol compound in which a base takes the place of hydrogen in the hydroxyl.

naphthol-carboxylic acid. See under *acid.*

naphtholism (naf'thol-izm). The toxic condition brought on by the excessive or continued use of naphthol.

naphtholum, naphtolum (naf-tho'lum, naf-to'lum). Latin for *naphthol.*

naphthopyrin (naf-tho-pi'rin). A derivative of beta-naphthol: it is antiseptic.

naphthoresorcin (naf''tho-re-sor'sin). A principle in transparent crystals derived from naphthol and resorcin.

naphthosalicin (naf-tho-sal'is-in). A disinfectant compound of naphthol and salicylic acid.

naphthosalol (naf-tho-sal'ol). Same as *betol.*

naphthoxol (naf-thok'sol). A solution of naphthol in oxygenated water: antiseptic and deodorant.

naphthyl (naf'thil). The radical, $C_{10}H_7$. **n. alcohol**, naphthol. **n. benzoate**, benzonaphthol. **n. lactate**, lactol. **n. phenol**, naphthol. **n. salicylate**, betol.

naphtol (naf'tol). Same as *naphthol.*

naphtoxol (naf-tok'sol). A proprietary solution of naphthol in alcohol and hydrogen dioxid.

napiform (na'pif-orm) [L. *na'pus* turnip + *for'ma* shape]. Having the shape or form of a turnip.

naprapath (nap'rap-ath). A person who practices naprapathy.

naprapathy (nap-rap'ath-e) [Bohemian *napravit* to correct + Gr. *πάθος* disease]. A system of medicine which attributes all disease to disorder in the ligaments and connective tissue.

narcein (nar'se-in) [Gr. *νάρκη* stupor]. 1. A bitter, crystalline, hypnotic alkaloid, $C_{23}H_{29}NO_8$, from opium: slightly soluble in water and alcohol. It is used as a hypnotic like morphin, and is said not to cause constipation. Dose, ⅛–½ gr. (0.008–

0.033 gm.). 2. An acid azo dye, $C_{10}H_6(OH).N(SO_2ONa).NH.C_6H_4SO_2.ONa$. **n. hydrochlorate**, a salt in white needles, $C_{23}H_{29}NO_9.HCl$: soluble in boiling water, slightly so in cold. It is hypnotic, sedative, anodyne, etc. Dose, ½–3 gr. (0.01–0.2 gm.). **n. meconate**, a salt in pale yellow crystals. Hypodermic dose, 1/10–¾ gr. (0.006–0.04 gm.).

narcisistic (nar-sis-is'tik). Marked by narcism.

narcism, narcissism (nar'sizm, nar-sis'izm) [from *Narcissus*, a character in Greek mythology who fell in love with his own image reflected in water]. Sexual excitement through admiration of one's own body; sexual attraction toward oneself.

narcissin (nar-sis'in). A crystalline alkaloid, $C_{16}H_{17}NO_4$, from the bulb of *Narcissus pseudonarcissus* and many other plants of the order Amaryllidaceæ.

narco-anesthesia (nar"ko-an-es-the'ze-ah) [Gr. *νάρκη* stupor + *anesthesia*]. Anesthesia by the production of a stuporous condition by the hypodermic injection of scopolamin and morphin.

narcofin (nar'ko-fin). A proprietary double salt of morphin and narcotin used like morphin.

narcohypnia (nar-ko-hip'ne-ah) [Gr. *νάρκη* stupor + *ὕπνος* sleep]. Numbness felt on waking from sleep.

narcolepsy (nar'ko-lep-se) [Gr. *νάρκη* stupor + *λαμβάνειν* to seize]. A condition marked by an uncontrollable desire for sleep occurring at intervals. Called also *paroxysmal sleep* and *sleep epilepsy*.

narcolysis (nar-kol'is-is) [Gr. *νάρκη* stupor + *λύσις* loosening]. Psycho-analysis under light anesthesia.

narcomania (nar-ko-ma'ne-ah) [Gr. *νάρκη* stupor + *μανία* madness]. 1. An insane desire for narcotics. 2. Alcoholic insanity.

narcomaniac (nar-ko-ma'ne-ak). One who is affected with narcomania.

narcophin (nar'ko-fin). Narcofin.

narcosan (nar'ko-san) A proprietary preparation put forward as a cure for narcotic addiction.

narcosis (nar-ko'sis) [Gr. *νάρκωσις*]. A state of profound unconsciousness produced by a drug. **insufflation n.** See *insufflation anesthesia*, under *anesthesia*. **medullary n.**, spinal cocainization. **Nussbaum's n.**, general narcosis by the use of ether or chloroform after an injection of morphin.

narcosomania (nar-ko-so-ma'ne-ah). An insane or pathological craving for narcosis.

narcostimulant (nar-ko-stim'u-lant). Having both narcotic and stimulant properties.

narcotic (nar-kot'ik) [L. *narcot'icus*]. 1. Producing sleep or stupor. 2. Any drug that produces sleep or stupor and at the same time relieves pain.

narcoticism (nar-kot'is-izm). Same as *narcotism*.

narcotico-acrid (nar-kot"ik-o-ak'rid). Both acrid and narcotic.

narcotico-irritant (nar-kot"ik-o-ir'it-ant). Both narcotic and irritant.

narcotile (nar'ko-til). Methylethylene bichlorid, a colorless, transparent, and inflammable liquid: used as a general anesthetic.

narcotin (nar'ko-tin). A crystalline alkaloid, $C_{22}H_{23}NO_7$, from opium. It is used as an antipyretic and tonic, and has no narcotic effects. Dose, 1–3 gr. (0.066–0.2 gm.); hypnotic dose, 3½–15 gr. (0.25–1 gm.).

narcotism (nar'kot-izm). A condition of stupor or sleep produced by a drug.

narcotize (nar'kot-iz). To put under the influence of a narcotic.

narcyl (nar'sil). Ethylnarcein hydrochlorate: used as a general analgesic. Dose, 1 gr. (0.066 gm.).

narcylen (nar'sil-en). A mixture of purified acetylene, oxygen, and oil of pine: used as a general anesthetic.

nard (nard). See *spikenard*. **n. Celtic**, *Valeria'na cel'tica* and *V. saliun'ca*, Alpine plants of Europe: valued locally as a medicine and perfume.

Nardostachys (nar-dos'tak-is). See *spikenard*.

Naregamia (nah-re-ga'me-ah) [L.]. 1. A genus of meliaceous plants. 2. The root of *N. ala'ta*, of the East Indies: emetic and used like ipecac. Dose of tincture, 15–30 min. (1–2 c.c.).

naregamin (nah-rej'am-in). An amorphous alkaloid from naregamia: used like emetin; expectorant and emetic.

nargol (nar'gol). A therapeutic preparation of silver and nucleic acid, containing 10 per cent. of metallic silver. It is employed in 0.25–1 per cent. solution in gonorrhea; in 5 per cent. solution in conjunctivitis, and as a 10 per cent. ointment for burns, ulcers, etc.

naringin (nar-in'jin). A crystalline glucosid, $C_{21}H_{29}O_{11}+4H_2O$, from the flowers of the shaddock, *Citrus decumana*.

naris (na'ris), pl. *na'res* [L.]. A nostril, especially the anterior naris [B N A]. **anterior n.**, a nostril proper. **posterior n.**, either one of the posterior openings of the nasal fossæ

narkine (nar'kin). A proprietary opium preparation.

narphoquin (nar'fo-kwin) A proprietary narcotin-morphin lactate with quinin and urea hydrochlorid. used as an analgesic. Called also *amnesin*

narry (nar'e). A stomach disease of the Mongols, due to excessive use of alcoholic drinks.

narzylen (nar'zil-en) A proprietary analgesic and anesthetic used in obstetric practice

nasal (na'zal) [L. *nasa'lis*]. Pertaining to the nose.

nascent (nas'ent) [L. *nas'cens*]. 1. Just born; just coming into existence. 2. Just liberated from a chemic combination.

nasio-iniac (na"ze-o-in'e-ak). Pertaining to the nasion and the inion.

nasion (na'ze-on) [L. *na'sus* nose]. The middle point of the frontonasal suture.

nasitis (naz-i'tis) [L. *na'sus* nose]. Inflammation of the nose.

Nasmyth's membrane (nas'miths) [Alexander *Nasmyth*, Scotch dental surgeon in London, died 1847]. See *membrane*.

$Na_2S_2O_3$. Sodium thiosulphate.

Na_2SO_4. Disodic sulphate

naso-antral (na-zo-an'tral). Pertaining to the nose and the maxillary antrum.

naso-antritis (na"zo-an-tri'tis). Inflammation of the nose and antrum of Highmore.

nasobronchial (na-zo-brong'ke-al). Pertaining to the nasal cavities and the bronchi.

nasociliary (na-zo-sil'e-a-re) Affecting the eyes, brow, and root of the nose

nasofrontal (na-zo-fron'tal). Pertaining to the nasal and frontal bones.

nasolabial (na-zo-la'be-al) [L. *na'sus* nose + *la'bium* lip]. Pertaining to the nose and lip.

nasolabialis (na"zo-la-be-a'lis) [L.]. See *muscles, table of*.

nasolacrimal (na-zo-lak'rim-al). Pertaining to the nose and lacrimal apparatus.

nasomanometer (na"zo-man-om'et-er). A manometer for measuring the degree of permeability of the nostril.

nasonnement (na-zaw-maw') [Fr.]. A nasal quality of voice.

nasopalatine (na-zo-pal'at-in) [L. *na'sus* nose + *pala'tum* palate]. Pertaining to the nose and palate.

nasopharyngeal (na"zo-far-in'je-al). Pertaining to the nasopharynx.

nasopharyngitis (na"zo-far-in-ji'tis). Inflammation of the nasopharynx.

nasopharynx (na-zo-far'inks) [L. *na'sus* nose + *pharynx*]. The part of the pharynx above the soft palate. See *pharynx*.

nasorostral (na-zo-ros'tral). Pertaining to the rostrum of the nose.

nasoscope (na'zo-skōp) [L. *na'sus* nose + Gr. σκοπεῖν to examine]. An electrically lighted instrument for inspecting the nasal cavity.

nasoseptal (na-zo-sep'tal). Pertaining to the nasal septum.

nasoseptitis (na"zo-sep-ti'tis). Inflammation of the nasal septum.

nasosinuitis, nasosinusitis (na"zo-si-nu-i'tis, na"zo-si-nu-si'tis). Inflammation of the accessory sinuses of the nose.

nasoturbinal (na-zo-ter'bin-al). Pertaining to the nose and turbinate bone.

nasrol (naz'rol). Same as *symphorol*.

nastin (nas'tin) [Gr ναστός solid]. A fatty substance from cultures of the streptothrix of leprosy; said to produce active immunity against leprosy. Cf. *tuberculonastin*.

nasus (na'sus) [L.]. The nose. **n. exter'nus, the** external nose.

natal (na'tal). 1. [L. *na'tus* birth.] Pertaining to birth. 2. [L. *na'tes* buttocks.] Pertaining to the buttocks.

Natal boil, sore (na'tal). See *furunculus orientalis*.

natality (na-tal'it-e) [L. *nata'lis* pertaining to birth]. The birth-rate in any community.

nataloin (na-tal'o-in). An aloin, $C_{25}H_{28}O_{11}$, derived from Natal aloes.

nates (na'tēz) [L.]. The buttocks; also the two—superior and anterior—prominences of the corpora quadrigemina.

natimortality (na"tim-or-tal'it-e) [L. *na'tus* birth + *mortality*]. The proportion of still-births to the general birth-rate; called also *still-birth rate*.

natri (nah'tre). The leaves and shoots of *Sola'num cris'pum, S. guga'num*, and *S. tomatil'lo*, a popular remedy in Chili for measles and scarlatina.

natrium (na'tre-um). Latin for *sodium*.

natron (na'tron). Native sodium carbonate; also soda or sodium oxid.

natrum (na'trum). Latin for *sodium*.

natuary (nat'u-a-re) [L. *na'tus* birth]. A ward for women during childbirth.

natural (nat'u-ral) [L. *natura'lis*, from *natu'ra* nature]. Neither artificial nor pathologic.

nauclein (naw'kle-in). An alkaloid, $C_{21}H_{26}N_2O_4$, from *Nau'clea excel'sa*, a Japanese plant: used as a remedy for the opium habit.

Nauheim treatment (naw'hīm). See *treatment*.

naupathia (naw-pa'the-ah, naw-pa-the'ah) [Gr. ναῦς ship + πάθος suffering]. Sea-sickness.

nausea (naw'se-ah) [L.; Gr. ναυσία sea-sickness]. Tendency to vomit; sickness at the stomach. **creatic n.**, abnormal aversion to flesh as food. **n. gravida'rum**, the morning-sickness of pregnancy. **n. mari'na**, sea-sickness. **n. nava'lis**, sea-sickness.

nauseant (naw'se-ant). 1. Inducing nausea. 2. An agent which causes nausea.

nauseate (naw'se-āt). To affect with nausea.

nauseous (naw'se-us). Producing nausea or disgust.

navel (na'vel). The umbilicus. **n.-ill.** See *omphalophlebitis* (2). **n.-string**, the umbilical cord.

navicula (na-vik'u-lah) [L.]. Fossa navicularis.

navicular (na-vik'u-lar) [L. *navic'ula* boat]. 1. Boat shaped. 2. The scaphoid bone of the carpus or of the tarsus.

naviculararthritis (na-vik"u-lar-thri'tis). Inflammation of the navicular joint of the horse's forefoot.

Nb. Symbol of *niobium*.

N. C. A. Abbreviation for *neurocirculatory asthenia*. See *asthenia*.

N. C. I. mixture or **powder.** See under *powder*.

Nd. Symbol of *neodymium*.

N. D. A. Abbreviation for *National Dental Association*.

Ne. Symbol of *neon*.

nealogy (ne-al'o-je) [Gr. νεάλης young + λόγος treatise]. The study of the early infant stages of animals.

Neapolitan fever. Undulant fever. See under *fever*.

near-point (nēr'point). See under *point*.

near-sight (nēr'sīt). Same as *myopia*.

near-sighted (nēr-sīt'ed). Same as *myopic*.

nearthrosis (ne-ar-thro'sis) [Gr. νέος new + ἄρθρον joint]. A false joint; pseudarthrosis.

nebenagglutinin (na"ben-ag-lu'tin-in) [Ger.]. A non-specific and collateral agglutinin.

nebenkern (na'ben-kern) [Ger. "near nucleus"]. 1. A name given to several structures of the cell, but especially to the paranucleus. 2. The body which forms the envelope of the axial filament in the flagellum of the spermatozoön.

Nebinger-Praun operation (neb-in-ger-prown). See under *operation*.

nebula (neb'u-lah) [L. "mist"]. 1. A slight corneal opacity. 2 Cloudiness in urine. 3. An oily preparation for use in an atomizer.

nebulium (ne-bu'le-um) [L. *neb'ula* mist]. A hypothetical chemic element which exists in the nebulæ of astronomic space.

nebulization (neb"u-li-za'shun) [L. *neb'ula* mist]. 1. Conversion into a spray. 2. Treatment by a spray.

nebulizer (neb'u-li-zer). An atomizer; a device for throwing a spray.

Necator americanus (ne-ka'tor am-er-ik-a'nus). The American hookworm, a nematode parasite, resembling but shorter and more slender than *Ankylostoma duodenale*. It is characterized by its buccal cavity containing four plates, four pharyngeal lancets, and a dorsal conic tooth. Infection by this parasite produces the disease ankylostomiasis. Called also *Ankylostoma americanum* and *Uncinaria americana*. See also *ankylostomiasis*.

neck (nek). 1. The part between the head and thorax. 2. The part near the extremity of an organ or bone. **anatomic n.**, the constriction of the humerus just below the proximal articular surface. **Derbyshire n.** See *goiter*. **limber n.**, a disease of chickens in which they remain quiet, refuse to eat, develop weakness of the neck, wings, and legs, and die in a day or two. It is probably a form of botulism. **Madelung's n.**, a neck affected with diffuse lipoma. **Nithsdale n.**, goiter. **surgical n.**, the constricted part of the humerus below the tuberosities. **n. of a tooth**, the narrowed part of a tooth between the crown and the root. **n. of the womb**, the cervix uteri.

necrectomy (ne-krek'to-me) [Gr. νεκρός dead + ἐκτομή excision]. The cutting away of necrosed material.

necremia, necræmia (nek-re'me-ah) [Gr. νεκρός dead + αἷμα blood]. Loss of vitality of the blood.

necrencephalus (nek-ren-sef'al-us) [Gr. νέκρος dead + ἐγκέφαλος brain]. Softening of the brain.

necrobacillosis (nek"ro-bas-il-o'sis). Any disease of animals caused by *Bacillus necrophorus*.

necrobiosis (nek"ro-bi-o'sis) [Gr. νεκρός dead body + βίωσις life]. Progressive degeneration and death of a tissue.

necrobiotic (nek"ro-bi-ot'ik). Necrotic.

necrocytosis (nek"ro-si-to'sis) [Gr. νεκρός dead + κύτος cell]. Death and decay of cells.

necrocytotoxin (nek"ro-si-to-toks'in). A toxin that produces death of cells.

necrogenic (nek-ro-jen'ik) [Gr. *νεκρός* corpse + *γενναν* to produce]. Having origin in dead matter.

necrogenous (nek-roj'en-us). Necrogenic.

necrologic (nek-ro-loj'ik). Pertaining to necrology.

necrologist (ne-krol'o-jist). An expert in necrology.

necrology (ne-krol'o-je) [Gr. *νεκρός* dead body + *λόγος* discourse]. The statistics or records of deaths.

necromania (nek-ro-ma'ne-ah) [Gr. *νεκρός* dead + *μανία* madness]. A morbid or insane pleasure in death or dead persons.

necrometer (ne-krom'et-er) [Gr. *νεκρός* corpse + *μέτρον* measure]. An instrument for measuring the organs of the dead body.

necronectomy (nek-ro-nek'to-me) [Gr. *νεκρός* dead + *ἐκτομή* excision]. The excision of necrotic ossicles or of any other necrotic part.

necroparasite (nek-ro-par'as-it) [Gr. *νεκρός* dead + *parasite*]. An organism which flourishes in dead rather than in living tissue; a saprophyte.

necrophagous (nek-rof'ag-us) [Gr. *νεκρός* dead + *φαγεῖν* to eat]. Devouring or subsisting on dead bodies.

necrophilism (nek-rof'il-izm) [Gr. *νεκρός* dead body + *φιλεῖν* to love]. Insane love for dead bodies: sexual intercourse with a dead body; in some cases it becomes a form of sexual perversion.

necrophilous (nek-rof'il-us). Living on dead tissues.

necrophily (nek-rof'il-e). Necrophilism.

necrophobia (nek-ro-fo'be-ah) [Gr. *νεκρός* dead + *φόβος* fear]. 1. Insane or morbid fear of death. 2. Morbid dread of dead bodies.

necropneumonia (nek"ro-nu-mo'ne-ah) [Gr. *νεκρός* dead + *πνεύμον* lung]. Gangrene of the lung.

necropsy (nek'rop-se) [Gr. *νεκρός* dead + *ὄψις* view]. A postmortem examination; autopsy.

necropyoculture (nek-ro-pi'o-kul-tshur) [Gr. *νεκρός* dead + *πίον* pus + *culture*]. A pyoculture in which the leukocytes of the pus have been killed.

necrosadism (nek-ro-sa'dism). [Gr. *νεκρός* dead + *sadism*]. Mutilation of a corpse for the purpose of exciting or gratifying sexual feelings.

necroscopy (ne-kros'ko-pe) [Gr. *νεκρός* corpse + *σκοπεῖν* to view]. A postmortem examination.

necrose (nek'rōs). To be necrotic or become affected with necrosis.

necrosis (ne-kro'sis) [Gr. *νέκρωσις* deadness]. Death of a circumscribed portion of tissue. **Balser's fatty n.**, gangrenous pancreatitis with omental bursitis and disseminated patches of necrosis of the fatty tissues. **caseous n.**, cheesy necrosis. **central n.**, that which affects the central portion of a cell or of a bone. **cheesy n.**, tuberculous necrosis, as of the lung, with the formation of a cheesy deposit. **coagulation-n.**, necrosis of a portion of some organ or tissue, with the formation of fibrous infarcts, in which a relatively small part seems to have been deprived of the afflux of blood by the plugging of its vessels with coagula. **colliquative n.**, **liquefactive n.**, necrosis in an organ marked by the collection of a fluid exudate. **dental n.**, nonmolecular decay of a tooth. **dry n.**, that in which the dead bone becomes dry. **embolic n.**, coagulation-necrosis of an anemic infarct following embolism. **fat-n.**, necrosis of the fatty tissue in small white areas. **focal n.**, the presence of small foci of necrosis often seen in the course of an infection. **icteric n.**, necrosis of the liver in icterus. **liquefaction n.**, colliquative necrosis. **mercurial n.**, a form due to mercurial poisoning. **moist n.**, that in which the dead bone becomes wet and soft. **mummification n.**, dry gangrene. **phosphorus-n.**, necrosis of the upper jawbone due to exposure to the fumes of phosphorus. **n. progre'diens**, progressive sloughing. **progressive emphysematous n.**, gas phlegmon. See *phlegmon*. **radium n.**, necrosis of the jaw bone occurring in workers in radium plants. **simple n.**, degeneration of the protoplasm and nucleus of the cells of a tissue without change in the appearance of the tissue. **superficial n.**, that which affects the outer layers only of a bone. **syphilitic n.**, necrosis of a bone caused by syphilis. **total n.**, that which affects all parts of a bone. **n. ustilagin'ea**, dry gangrene from ergot poisoning. **Zenker's n.**, Zenker's degeneration

necrospermia (ne-kro-sper'me-ah). The presence of a urethral discharge in which the spermatozoa are non-motile.

necrotic (ne-krot'ik). Pertaining to or affected with necrosis.

necrotomy (ne-krot'o-me) [Gr. *νεκρός* corpse + *τέμνειν* to cut]. The dissection of a dead body; also the excision of a sequestrum. **osteoplastic n.**, removal of a sequestrum from a bone after first lifting a flap of the bone, which is replaced after the operation.

Nectandra (nek-tan'drah) [Gr. *νέκταρ* nectar + *ἀνήρ* man, anther]. See *bebeeru*.

nectrianin (nek-tri'an-in). An extractive from the fungus of tree-cancer, *Nectria ditissima*. It is injected for cancer.

needle (ne'dl) [L. *acus*]. A sharp instrument for sewing or puncturing. **aneurysm n.**, a needle with a handle: used in ligating blood-vessels. **artery n.**, **aspirating n.**, a long, hollow needle for removing fluid from a cavity. **Babcock's n.**, a large hypodermic needle, provided with a stilet, for spinal puncture. **cataract-n.**, a needle for use in removing a cataract. **Deschamp's n.**, one with the eye near the point used in ligation of deep-seated arteries. **dipping-n.**, a magnetic needle so hung that it can move freely in a vertical plane. **discission n.**, a special form of cataract needle. **Emmet's n.**, a strong, curved needle set in a handle and having an eye in its point. **exploring n.**, a flattened and grooved needle to be thrust into a part where fluid is believed to exist. **Hagedorn's n's**, surgical needles which are flat from side to side, and have a straight cutting-edge near the point and a large eye. **harelip n.**, a cannula introduced by a trocar through the lips of the wound in harelip operation, a figure-of-8 suture being applied over the cannula. **hypodermic n.**, a form of hollow needle used in injecting medicines beneath the skin. **knife-n.**, a slender knife with a needle-like point: used in discission of a cataract. **ligature n.**, a slender steel needle having an eye in its curved end, used for passing a ligature underneath an artery. **Reverdin's n.**, a surgeon's needle having an eye which can be opened and closed by means of a slide. **stop-n.**, a needle with a shoulder that prevents it from being plunged in more than a certain distance.

needling (nēd'ling). Discission or puncture, chiefly of a cataract, with a needle.

neem batti. A little plague packet which contains leaves of the neem (Margosa) tree and pepper. It is allowed to burn in rat holes to kill or drive out the rats.

neëncephalon (ne-en-sef'al-on) [Gr. *νέος* new + *ἐγκέφαλη* brain]. The new brain; the cerebral cortex and its dependencies.

Neftel's disease (nef-telz') [William Basil *Neftel*, American physician of Russian birth, 1830–1906]. See under *disease*.

negativism (neg'at-iv-izm). A morbid propensity in a patient to do the opposite of what he is directed to do, or to oppose his normal physiologic desires.

negatoscope (neg'at-o-skōp). An apparatus for showing radiographic negatives.

Negri bodies (na'gre) [Adelchi *Negri*, Italian physician, 1876–1912]. See under *body*.

Negro's phenomenon (na'grōz) [Camillo *Negro*]. See *cogwheel phenomenon*, under *phenomenon*.

Neisser's coccus (ni'serz) [Albert Ludwig Siegmund *Neisser*, German physician, 1855–1916]. Neisseria gonorrhœæ.

Neisser's stain (ni'serz) [Max *Neisser*, German bacteriologist, born 1869]. See under *stain*.

neisserbacterin (nīs-er-bak'ter-in). See *gonococcus vaccine*, under *vaccine*.

Neisseria (nīs-e're-ah) [Albert L. S. *Neisser*, physician in Breslau, 1855–1916, the discoverer of the gonococcus]. A genus of Coccaceæ made up of biscuit-shaped hemispheres with the flattened sides adjacent. They are Gram-negative, nonmotile and very strictly parasitic. **N. al'bicans**, a non-motile, species from the vaginal secretion, often in groups; it is much larger than the gonococcus, which it resembles. **N. babe'sii**, a pathogenic species composed of flattened cocci girdled with a yellowish zone. from the blood, red blood-corpuscles, and flesh of cattle with epidemic hemoglobinuria. **N. catarrha'lis**, a Gram-negative coccus found in the nasopharynx of healthy persons as well as persons suffering from colds and other respiratory affections. At times it excites catarrhal inflammation and pneumonia and has occurred as a secondary invader in influenza. **N. cit'rea**, a non-motile species from the pus of gonorrhea and from the dust of air; forming coherent masses of tetrads; it produces a lemon-hued pigment. **N. edinto'nii**, a non-pathogenic and non-motile species found in the blood and desquamated epidermis of scarlatina. The cocci are hyaline. **N. fla'va liquefa'ciens tar'da**, a non-motile and non-pathogenic form from the skin in seborrhea; it produces a sulphur-yellow or yellowish-green pigment. **N. franklandio'rum**, a non-motile species from soil. **N. gonorrhœ'æ**, the specific cause of gonorrhea. It is found particularly inside the pus-cells from the genital tract and the eye. They are Gram-negative biscuit-shaped organisms with the flattened sides adjacent. Called also *Micrococcus gonorrhœæ, gonococcus, Diplococcus of Neisser, Diplococcus gonorrhœæ* **N. intracellula'ris**. Same as *N. meningitidis*. **N. lac'tea**, a non-pathogenic species from sputum and from vaginal secretions. **N. lys'æ**, a hyaline species from the brain and spinal cord in rabies. **N. meningit'idis**, the microorganism which causes epidemic cerebrospinal meningitis. It is also known as *meningococcus, Diplococcus intracellularis meningitidis, Micrococcus meningitidis, Micrococcus weichselbaumii*, and *Streptococcus meningitidis*. **N. miche'li**, a species somewhat like the gonococcus, derived from the follicles of trachoma. **N. petechia'lis**, a species from the blood and petechiæ of typhus fever. **N. pharyn'gis sic'ci**, a species found in the mucous membrane of the respiratory tract. **N. rebel'lis**, a species from the follicles of trachoma. **N. rosa'cea**, a non-pathogenic species from the air. **N. ro'sea**, a non-pathogenic and non-motile species from the air, producing a rose-red pigment. **N. subfla'va**, a non-motile species from the healthy urethra and from vaginal secretions and lochia. Subcutaneously injected it causes large abscesses. **N. tardis'sima**, a nearly non-motile species from urethral pus. **N. weichselbaum'ii**. Same as *Neisseria meningitidis*. **N. winck'lori**, a species in hyaline diplococci from beriberi.

Neisser-Doering phenomenon (ni"ser-de'ring) [Ernst *Neisser*, German physician, born 1863; Hans *Doering*, German physician, born 1871]. See under *phenomenon*.

Neisser-Wechsberg phenomenon (ni"ser-veks'-berg) [Max *Neisser*, German bacteriologist, born 1869; Friedrich *Wechsberg*, German physician]. See *deviation of the complement*.

neisserosis (nīs-er-o'sis). Gonorrhea.

neko (ne'ko). A proprietary antiseptic derived from coal-tar.

nekro-. For words beginning thus see those beginning *necro-*.

Nélaton's catheter, line, probe, etc. (na-lah-tawz') [Auguste *Nélaton*, French surgeon, 1807–1873]. See *catheter, line, probe*, etc.

nelavan (nel'ah-van). The African lethargy, or sleeping disease. See *Congo trypanosomiasis*, under *trypanosomiasis*.

nelogism (ne'lo-jism). Neologism.

nem (nem) [term coined from initial letters of Nahrungs Einheit Milch (nutritional unit milk)]. The unit of nutrition in Pirquet's system of feeding, equivalent to the nutritive value of 1 gm. of breast milk.

N. E. M. A. Abbreviation for *National Electric Medical Association*.

nematelminth, nemathelminth (nem-at-el'minth, nem-ath-el'minth) [Gr. *νῆμα* thread + *ἕλμινς* worm]. A nematode worm.

Nematelminthes, Nemathelminthes (nem-at-el-min'thēz). The phylum of round worms. It includes Acanthocephala, Gordiacea, and Nematoda.

nematelminthiasis, nemathelminthiasis (nem-at-el-min-thi'as-is). Infestation by nematodes or round worms.

nematoblast (nem'at-o-blast) [Gr. *νῆμα* thread + *βλαστός* germ]. Same as *spermatid*.

Nematocera (nem-at-os'er-ah) [Gr. *νῆμα* thread + *κέρας* horn]. A suborder of *Diptera* characterized by having long antennæ and comprising the gnats, mosquitos, midges, crane-flies, gall-flies, etc.

nematocide (nem'at-o-sīd) [*nematoid* + L. *cædere* to kill]. 1. Destructive to nematoid worms. 2. An agent which destroys nematodes.

Nematoda, Nematodes (nem-at-o'dah, -o'des) [Gr. *νῆμα* thread + *εἶδος* form]. An order of the Nemathelminthes. It includes the following very important families parasitic in man Angiostomidæ, Anguillulidæ, Ascaridæ, Filaridæ, Gnathostomidæ, Mermithidæ, Strongylidæ, and Trichinellidæ.

nematode, nematoid (nem'at-ōd, nem'at-oid). 1. Like a thread. 2. Any endoparasite or species belonging to the *Nematoda*.

nematodiasis (nem"at-o-di'as-is). Infestation by a nematode parasite.

Nematodirus (nem-at-o'di-rus). A genus of nematode parasites found in the duodenum of ruminants.

nematospermia (nem"at-o-sper'me-ah) [Gr *νῆμα* thread + *σπέρμα* sperm]. Spermatozoa having elongated tails.

Nencki's test (nents'kē) [Marcellus von *Nencki*, Polish physician, 1847–1901]. See under *tests*.

neo- [Gr. *νέος* new]. A prefix signifying *new*.

neo-antiluetin (ne"o-an-te-lu'et-in). Antimony hydrargyrate, a combination of luetin with neutral sulphonic acid, sodium salicylate, and mercury.

neo-arsphenamin (ne"o-ars-fen-am'in). Sodium diaminodihydroxy arsenobenzene methanal sulphoxylate, $NH_2(OH).C_6H_3As.As.C_6H_3(OH).NH.(CH_2O)OSNa$· it is used like arsphenamin, from which it differs in being neutral in reaction, less toxic, and more soluble. Called also *neosalvarsan*, "914," *neodiarsenol* (Canada), *neo-kharsivan* (England), *novarsenobenzol* (France), and *neo-arsaminol* (Japan).

neo-arsycodil (ne"o-ar-sik-o'dil). See *arrhenal*.

neo-arthrosis (ne"o-ar-thro'sis). Same as *nearthrosis*.

neoblastic (ne-o-blas'tik) [Gr. *νέος* new + *βλαστός* germ]. Originating in, or of the nature of, new tissue.

neoby (ne'o-be). A proprietary preparation of iodobismuthate of vanadium in oil· for syphilis.

neocain (ne'o-kān). A French brand of novocain.

neocerebellum (ne"o-ser-e-bel'um). The more recently developed part of the cerebellum, comprising the lateral lobes. Cf. *paleocerebellum*.

neochinamyl (ne-o-kin'am-il). A combination of chinidin, chloral hydrate, and isovalerianic acid: used in cardiac neuroses.

neocinchophen (ne-o-sin'ko-fen). A pale yellow, odorless and tasteless powder, the ethyl ester of methyl-phenyl-quinolin-carboxylic acid, $CH_3.C_9H_4N(C_6H_5).CO_2.C_2H_5$: used like cinchophen.

neocinetic (ne"o-sin-et'ik). Neokinetic.

neocyte (ne'o-sit) [Gr. *νέος* new + *κύτος* cell]. An immature form of leukocyte.

neocytosis (ne"o-si-to'sis). The presence of neocytes or immature form of leukocytes in the blood.

neodermin (ne-o-der'min) [Gr. *νέος* new + *δέρμα* skin]. A vulnerary ointment containing fluor-pseudocumol.

neodiarsenol (ne"o-di-ar'sen-ol). A Canadian made neo-arsphenamin.

neodymium (ne-o-dim'e-um). A rare element of atomic weight 144.3; symbol, Nd.

neo-encephalon (ne"o-en-sef'al-on). Neencephalon.

neoferrum (ne-o-fer'um) A proprietary preparation of maltopeptonate of iron and manganese with arsenic, maltine, and sherry wine.

neofetal (ne-o-fe'tal). Pertaining to the neofetus, or to the eighth and ninth weeks of intra-uterine life.

neofetus (ne-o-fe'tus). The embryo during the eighth and ninth weeks of intra-uterine life.

neoform (ne'o-form). Basic tri-iodophenol bismuth. used as a dusting-powder in ulcers, etc.

neoformans-bacterin (ne-o-for"manz-bak'te-rin). See *bacterial vaccine*, under *vaccine*.

neoformation (ne"o-for-ma'shun). A new-growth or neoplasm.

neoformative (ne-o-for'mat-iv). Concerned in the formation of new tissue.

neogala (ne-og'al-ah) [Gr. *νέος* new + *γάλα* milk]. The first milk developed after childbirth. See also *colostrum*.

neogenesis (ne-o-jen'es-is) [Gr *νέος* new + *γένεσις* production]. A form of regeneration that is slower than anagenesis.

neogenetic (ne"o-jen-et'ik). Pertaining to neogenesis.

neohymen (ne-o-hi'men) [Gr. *νέος* new + *ὑμήν* membrane]. A false membrane.

neokharsivan (ne-o-kar'siv-an). A British-made neo-arsphenamin.

neokinetic (ne-o-kin-et'ik) [Gr. *νέος* new + *κινητικός* pertaining to movement] A term applied to the nervous motor mechanism regulating voluntary muscular control. It is associated with the motor area of cerebral cortex, and receives its name because of the fact that it was developed more recently than the older paleokinetic system. Cf *paleokinetic*.

neologism (ne-ol'o-jizm) [Gr. *νέος* new + *λόγος* word] The invention of new words; also a meaningless word uttered by an insane patient.

neomembrane (ne-o-mem'brān). A false membrane

neomorph (ne'o-morf) [Gr. *νέος* new + *μορφή* form]. A recently acquired part or organ.

neomorphism (ne-o-mor'fizm). Same as *neomorph*.

neon (ne'on) [Gr. *νέος* new]. An inert gaseous element discovered in the air in 1898, symbol, Ne; atomic weight, 20.2.

neonatal (ne-o-na'tal) [Gr. *νέος* new + L. *na'tus* born] Pertaining to the newborn.

neopallium (ne-o-pal'e-um) [Gr. *νέος* new + L. *pallium* cloak]. The non-olfactory portion of the cerebral cortex; so called because it is of later development than the archipallium. Cf. *archipallium*.

neopathy (ne-op'ath-e) [Gr. *νέος* new + *πάθος* disease]. 1. A new disease. 2. A new condition or complication of disease in a patient.

neophilism (ne-of'il-izm) [Gr. *νέος* new + *φιλεῖν* to love]. Morbid or abnormal love of novelty.

neophobia (ne-o-fo'be-ah) [Gr. *νέος* new + *φόβος* fear]. Insane dread of new things.

neophrenia (ne-o-fre'ne-ah) [Gr. *νέος* new + *φρήν* mind]. Mental disorder occurring in early youth.

neopin (ne'o-pin). An amorphous opium alkaloid, $C_{18}H_{21}NO_3$(or $_4$).

neoplasia (ne-o-pla'ze-ah). The formation of a neoplasm.

neoplasm (ne'o-plazm) [Gr. *νέος* new + *πλάσμα* formation]. Any new and abnormal formation, such as a tumor, infarct, or false membrane. **histoid n.**, any neoplasm whose structure resembles that of the tissues in which it is situated. **organoid n.**, a neoplasm whose structure resembles that of some organ of the body.

neoplastic (ne-o-plas'tik). Pertaining to or like a neoplasm.

neoplasty (ne'o-plas-te) [Gr. *νέος* new + *πλάσσειν* to mold]. Plastic restoration of lost parts.

Neopsyl'la mus'culi. The mouse flea.

neopyrenol (ne-o-pi'ren-ol). An expectorant, sedative, and antirheumatic preparation of thymol, benzoic acid, and sodium benzoate and oxybenzoate.

neopyrine (ne-o-pi'rin). Valerylamido-antipyrin, a white, crystalline compound, antipyretic and antineuralgic.

neorobin (ne-o-ro'bin). A proprietary product obtained by the reduction of chrysarobin used as an ointment in psoriasis and dandruff.

neosalvarsan (ne-o-sal'var-san). Neo-arsphenamin

neosidone (ne-o-si'dōn). A yellow powder, a combination of iodin and catechin· used as a non-irritating means of administering iodin.

neosilvol (ne-o-sil'vol). A form of colloidal silver iodid containing 18 to 22 per cent of silver iodid in a soluble gelatin base. It is used as a prophylactic against and as a treatment for infections of the mucous membranes in 5 to 50 per cent solutions

neosin (ne'o-sin). A base, $C_6H_{17}NO_2$, found in muscle.

Neosporidia (ne"o-spo-rid'e-ah) [Gr. *νέος* new + *σπόρος* seed]. A division of sporozoa in which growth and sporulation proceed together and simultaneously.

neossin (ne-o'sin). A glucoprotein derived from edible birds' nests; also from Liebig's extract of beef.

neostomy (ne-os'to-me) [Gr. *νέος* new + *στόμα* mouth]. The operation of making an artificial opening into an organ or between two organs.

neostriatum (ne-o-stri-a'tum) [Gr *νέος* new + *striatum*]. The more recently developed portion of the corpus striatum represented by the caudate nucleus and the putamen Cf *paleostriatum*

neothalamus (ne-o-thal'am-us) [Gr. *νέος* new + *thalamus*] New thalamus; the phylogenetically new part of the thalamus, *i. e*, the more lateral, cortical part. Cf. *paleothalamus*.

neotrepol (ne-o-tre'pol) Trade name for precipitated bismuth in oil. for intramuscular injection in syphilis.

neottin (ne'o-tin). A yellow powdered proprietary food consisting of nitrogen, albumin, lecithin, and phosphorus.

nepenthe (ne-pen'the) [Gr. *νη-* neg. + *πένθος* grief]. A deodorized opium preparation.

nepeta (nep'et-ah). Catnip. See *cataria*.

nephelometer (nef-el-om'et-er) [Gr. *νεφέλη* mist + *μέτρον* measure]. An apparatus for performing nephelometry.

nephelometry (nef-el-om'et-re) [Gr. *νεφέλη* mist + *μέτρον* measure]. A method of chemical and bacterial analysis made by measuring the brightness of light reflected by the particles in suspension in a tube.

nephelopia (nef-el-o'pe-ah) [Gr. *νεφέλη* cloud + *ὤψ* eye]. Defect of vision from cloudiness of the cornea.

nephradenoma (nef"rad-en-o'mah) [Gr. *νεφρός* kidney + *adenoma*]. Adenoma of the kidney.

nephralgia (nef-ral'je-ah) [Gr. *νεφρός* kidney + *ἄλγος* pain]. Pain in a kidney.

nephralgic (nef-ral'jik). Characterized by pain in the region of the kidneys.

nephrapostasis (nef-rap-os'tas-is) [Gr. *νεφρός* kidney + *ἀπόστασις* suppuration]. Abscess or suppurative inflammation of a kidney.

nephratonia, nephratony (nef-rat-o'ne-ah, nef-rat'o-ne) [Gr. *νεφρός* kidney + *atony*]. Atony of the kidney.

nephrauxe (nef-rawks'e) [Gr. *νεφρός* kidney + *αὐξή* increase]. Enlargement of the kidney.

nephrectasia (nef-rek-ta'ze-ah) [Gr *νεφρός* kidney + *ἔκτασις* distention]. Dilatation of a kidney.

nephrectasis (nef-rek-ta'sis) [Gr. *νεφρός* kidney + *ἔκτασις* distention]. Distention of the kidney; sacciform kidney.

nephrectasy (nef-rek'tas-e). Nephrectasis.

nephrectomize (nef-rek'to-mīz). To remove the kidney from.

nephrectomy (nef-rek'to-me) [Gr. *νεφρός* kidney + *ἐκτομή* excision]. Excision of the kidney. **abdominal n., anterior n.,** nephrectomy through an incision in the abdominal wall. **lumbar n.,** nephrectomy through an incision in the loin. **paraperitoneal n.,** the surgical removal of a kidney by a cut through the side along the false rib. **posterior n.** Same as *lumbar n.*

nephrelcosis (nef-rel-ko'sis) [Gr. *νεφρός* kidney + *ἕλκωσις* ulceration] Ulceration of the kidney.

nephremia (nef-re'me-ah) [Gr. *νεφρός* kidney + *αἷμα* blood]. Congestion of the kidney.

nephremphraxis (nef-rem-fraks'is) [Gr. *νεφρός* kidney + *ἔμφραξις* obstruction]. Obstruction of the vessels of the kidney.

nephria (nef're-ah) [Gr. *νεφρός* kidney]. Bright's disease

nephric (nef'rik) [Gr. *νεφρός* kidney]. Pertaining to the kidney.

nephridium (nef-rid'e-um). The excretory organ of the embryo; the embryonic tube whence the kidney is developed.

nephrin (nef'rin). Same as *cystin.*

nephrism (nef'rizm). Cachexia due to kidney disease.

nephritic (nef-rit'ik) [Gr. *νεφριτικός*]. Pertaining to or affected with nephritis.

nephritides (nef-rit'id-ēz). The plural of nephritis; a general term for the varieties of nephritis.

nephritin (nef'rit-in) A proprietary preparation of the enzymes and hormones of the kidney for use in renal disease

nephritis (nef-ri'tis), pl. *nephrit'ides* [Gr. *νεφρός* kidney + *-ιτις* inflammation]. Inflammation of the kidney. **acute n.,** suppurative nephritis with a short and severe course, constituting the acute form of Bright's disease. There are two forms. *acute parenchymatous n.* and *acute diffuse n.*, caused by exposure to wet and cold, or by pneumonia or pregnancy, or resulting from scarlet fever or other exanthemata. The kidney becomes soft and enlarged, with fatty degeneration of the tubular epithelium and the formation of tube-casts. It is attended with pain in the lumbar region, fever, dropsy, frequent and painful urination, with presence of casts and of blood in the urine. **albuminous n.,** nephritis in which albuminuria occurs. **azotemic n.,** nephritis in which nitrogen retention is the important feature; contrasted with hydremic nephritis. **bacterial n.,** nephritis which is caused by microorganisms. **capsular n.,** that which specially affects Bowman's capsules. **catarrhal n.,** nephritis in which the pyramids are of a reddish hue, from the plugging of the tubular canals with cells. **cheesy n.,** a chronic suppurative form with caseous deposits. **chloro-azotemic n.,** nephritis in which there is retention of chlorids and urea, but not of water. **chronic n.,** any variety having a relatively slow course. **clostridial n.,** chronic nephritis believed to be due to the presence of clostridia. It is characterized by nervousness, sleeplessness, dyspnea, dyspepsia, and albuminuria. **croupous n.** Same as *acute n.* **desquamative n.,** acute catarrhal nephritis. **diffuse n.,** nephritis affecting both the parenchyma and the stroma. **diffuse n., acute.** See under *acute n.* **diffuse n., chronic,** a form resulting from acute nephritis or from alcohol and lead-poisoning, or from gout. The kidney becomes small, cystic, nodulated, and adherent to its capsule. The interstitial tissue is increased, and there is thickening of the vessel walls and of the malpighian corpuscles: the heart becomes hypertrophied, and the walls of the small arteries thickened, the malpighian tubules contain hyaline casts. The disease is attended with progressive loss of strength, edema about the eyelids, dyspnea, headache, dyspepsia, diarrhea, and the frequent passage of large quantities of light-colored urine containing albumin and casts. Called also *chronic interstitial n., atrophic kidney, contracted kidney, gouty kidney,* and *granular kidney.* **exudative n.,** nephritis with exudation of the blood-serum. **fibrous n.,** that which specially affects the stroma. **glomerular n.,** that which principally affects the glomeruli **glomerulocapsular n.,** a form which primarily affects the glomeruli and Bowman's capsules **hydremic n.,** nephritis in which dropsy is the predominating feature; contrasted with azotemic nephritis. **hypogenetic n.,** nephritis due to an unusual strain upon kidneys that are congenitally underdeveloped. **idiopathic n.,** nephritis the cause of which is not discoverable. **indurative n.,** chronic nephritis with atrophy of the secreting parts of the kidney and hypertrophy of the connective-tissue stroma. **interstitial n.** Same as *fibrous n.* **Lancereaux's n.,** inter titial nephritis of rheumatic origin. **parenchymatous n.,** nephritis which specially affects the parenchyma of the kidney. **parenchymatous n., acute.** See under *acute n.* **parenchymatous n., chronic,** is marked by changes similar to those of the acute form, without congestion. The kidney becomes soft and white, and the disease is attended by anemia, dropsy, anasarca, gastro-intestinal disorder, and dyspnea, with secretion of small amounts of high-colored urine containing albumin and casts. Called also *chronic tubal n., large white kidney,* and *branny kidney.* **productive n.,** nephritis with the development of serous exudate and hypertrophy of the connective-tissue stroma. **saturnine n.,** a form due to chronic lead-poisoning. **scarlatinal n.,** acute nephritis due to scarlet fever. **suppurative n.,** a form accompanied by abscess of the kidney. **suppurative n., acute,** is due to septic infection, generally from operations on the genito-urinary tract (then called *surgical kidney*), and marked by the development of multiple abscesses. **suppurative n., chronic,** is caused by infection with the tubercle bacillus. In this disease cavities are found in the kidney, filled with pus-like, cheesy masses and tubercle bacilli. Called also *tubercular n.* and *cheesy n.* **tartrate n.,** acute nephritis produced by the subcutaneous injection of racemic tartaric acid. **trench n.,** acute nephritis affecting soldiers in the trenches. **tubal n., tubular n.,** a variety that affects principally the tubules. **tuberculous n.,** a variety of chronic interstitial nephritis due to the bacillus of tuberculosis.

nephro-abdominal (nef"ro-ab-dom'in-al). Pertaining to the kidney and the abdominal wall.

nephrocapsectomy, nephrocapsacectomy (nef"ro-kap-sek'to-me, nef"ro-kap-sas-ek'to-me) [Gr. *νεφρός* kidney + L. *cap'sula* capsule + Gr. *ἐκτομή* excision]. Excision of the renal capsule.

nephrocardiac (nef-ro-kar'de-ak). Pertaining to the kidney and the heart.

nephrocele (nef'ro-sēl) [Gr. *νεφρός* kidney + *κήλη* hernia]. Hernial protrusion of a kidney.

nephrocolic (nef-ro-kol'ik) [Gr. *νεφρός* kidney + *colic*]. Renal colic.

nephrocolopexy (nef-ro-ko'lo-peks-e). [Gr. *νεφρός* kidney + *κόλον* colon + *πῆξις* fixation]. Operative suspension of the kidney and colon by means of the nephrocolic ligament.

nephrocoloptosis (nef''ro-ko-lop-to'sis)[Gr. *νεφρός* kidney + *κόλον* colon + *πτῶσις* fall]. Downward displacement of the kidney and colon.

nephrocystanastomosis (nef''ro-sis-tan-as-to-mo'sis) [Gr. *νεφρός* kidney + *κύστις* bladder + *ἀναστόμωσις* anastomosis]. The surgical formation of a passage between the kidney and the urinary bladder.

nephrocystitis (nef''ro-sis-ti'tis) [Gr. *νεφρός* kidney + *κύστις* bladder + *-ιτις* inflammation]. Inflammation of the kidneys and bladder.

nephrocystosis (nef''ro-sis-to'sis) [Gr. *νεφρός* kidney + *κύστις* cyst]. Development of cysts in the kidney.

nephro-erysipelas (nef''ro-ĕr-is-ip'el-as). Erysipelas complicated with acute nephritis.

nephrogastric (nef-ro-gas'trik). Pertaining to the kidney and the stomach.

nephrogenic, nephrogenous (nef-ro-jen'ik, nef-roj'en-us) [Gr. *νεφρός* kidney + *γεννᾶν* to produce] Arising in or from a kidney; forming kidney tissue.

nephrohemia (nef-ro-he'me-ah) [Gr. *νεφρός* kidney + *αἷμα* blood]. Congestion of the kidney.

nephrohydrosis (nef''ro-hi-dro'sis). Hydronephrosis.

nephrohypertrophy (nef''ro-hi-per'tro-fe) [Gr. *νεφρός* kidney + *hypertrophy*]. Hypertrophy of the kidney.

nephrolith (nef'ro-lith) [Gr. *νεφρός* kidney + *λίθος* stone]. A renal calculus; gravel in a kidney

nephrolithiasis (nef''ro-lith-i'as-is). A condition marked by the presence of renal calculi.

nephrolithotomy (nef''ro-lith-ot'o-me) [Gr. *νεφρός* kidney + *lithotomy*]. The removal of renal calculi by cutting through the body of the kidney.

nephrologist (nef-rol'o-jist). An expert, or specialist, in diseases of the kidney.

nephrology (nef-rol'o-je) [Gr. *νεφρός* kidney + *λόγος* discourse]. Scientific study of the kidney and its diseases.

nephrolysin (nef-rol'is-in) [Gr. *νεφρός* kidney + *lysin*]. Same as *nephrotoxin*.

nephrolysis (nef-rol'is-is) [Gr. *νεφρός* kidney + *λύσις* solution]. 1. Solution of kidney substance produced by a nephrotoxin. 2 The operation of separating the inflamed kidney from paranephric adhesions.

nephrolytic (nef-ro-lit'ik). Producing nephrolysis: nephrotoxic.

nephromalacia (nef''ro-mal-a'se-ah) [Gr. *νεφρός* kidney + *μαλακία* softness]. Softening of the kidney.

nephromegaly (nef-ro-meg'al-e) [Gr. *νεφρός* kidney + *μέγας* great]. Enlargement of the kidney.

nephromere (nef'ro-mēr) [Gr. *νεφρός* kidney + *μέρος* part]. A metamere of the embryo having relation with the kidney.

nephroncus (nef-rong'kus) [Gr. *νεφρός* kidney + *ὄγκος* mass]. Tumor of the kidney.

nephroparalysis (nef''ro-par-al'is-is) [Gr. *νεφρός* kidney + *paralysis*]. Paralysis of the kidney.

nephropathic (nef'ro-path'ik). Due to disease of the kidneys, also causing disease of the kidneys.

nephropathy (nef-rop'ath-e) [Gr. *νεφρός* kidney + *πάθος* disease]. Disease of the kidneys. **dropsical n.**, hypochloruric nephropathy. **hypazoturic n.**, kidney disease in which insufficient nitrogen is eliminated. **hypochloruric n.**, kidney disease with sodium chlorid retention.

nephropexy (nef'ro-peks-e) [Gr. *νεφρός* kidney + *πῆξις* fastening]. The fixation of a floating kidney, especially that which is effected by packing with asepticized gauze.

nephrophthisis (nef-ro-tis'is) [Gr. *νεφρός* kidney + *φθίσις* wasting]. Same as *nephrotuberculosis*.

nephropoietic (nef''ro-poi-et'ik) [Gr. *νεφρός* kidney + *ποιεῖν* to make]. Forming kidney tissue.

nephropoietin (nef''ro-poi-e'tin). A substance thought to exist in the blood-serum, in embryonic kidney, and in kidneys undergoing regeneration, and to stimulate the formation of kidney tissue.

nephroptosis, nephroptosia (nef-rop-to'sis, nef-rop-to'se-ah) [Gr. *νεφρός* kidney + *πτῶσις* falling]. Downward displacement of the kidney.

nephropyelitis (nef''ro-pi-el-i'tis) [Gr. *νεφρός* kidney + *pyelitis*]. Parenchymatous inflammation of the kidney and of its pelvis.

nephropyeloplasty (nef-ro-pi'el-o-plas-te) [Gr. *νεφρός* kidney + *πύελος* pelvis + *πλάσσειν* to form]. Plastic operation on the pelvis of the kidney.

nephropyosis (nef''ro-pi-o'sis) [Gr. *νεφρός* kidney + *πύωσις* suppuration]. Suppuration of the kidney.

nephrorosein (nef-ro-ro'ze-in). A urinary pigment identified spectroscopically by its showing an absorption spectrum between the *b* and *F* lines.

nephrorrhagia (nef-ro-ra'je-ah) [Gr *νεφρός* kidney + *ῥηγνύναι* to burst forth]. Hemorrhage from the kidney.

nephrorrhaphy (nef-ror'a-fe) [Gr. *νεφρός* kidney + *ῥαφή* stitch]. The suturation of a displaced kidney in its normal place.

nephroscleria (nef-ro-skle're-ah) Nephrosclerosis.

nephrosclerosis (nef''ro-skle-ro'sis) [Gr. *νεφρός* kidney + *σκλέρωσις* hardening]. Sclerosis, or hardening, of the kidney.

nephrosis (nef-ro'sis), pl. *nephro'ses* [Gr. *νέφρος* kidney]. Any disease of the kidney, especially degeneration of the epithelium of the renal tubules The term includes cloudy swelling, fatty degeneration, and tubular necrosis **lipoid n.**, a nephrosis marked by changes in the protein and lipoids of the blood and the deposit of lipoids in the kidney.

nephroson (nef'ro-sōn). A proprietary diuretic preparation.

nephrospasis (nef-ro-spas'is) [Gr. *νεφρός* kidney + *σπᾶν* to draw]. Movable kidney in which the natural supports of the organ are so weakened that the organ hangs by its pedicle.

nephrostoma (nef-ros'to-mah) [Gr. *νεφρός* kidney + *στόμα* mouth]. Any one of the funnel-shaped and ciliated orifices connected with the wolffian tubules.

nephrostome (nef'ro-stōm). Nephrostoma.

nephrostomy (nef-ros'to-me) [Gr. *νεφρός* kidney + *στόμα* mouth]. The creation of a permanent fistula leading directly into the pelvis of the kidney.

nephrotome (nef'ro-tōm) [Gr. *νεφρός* kidney + *τομή* cutting, section]. One of the segments of tissue in the embryo from which are developed the excretory tubules of the kidney.

nephrotomy (nef-rot'o-me) [Gr. *νεφρός* kidney + *τέμνειν* to cut]. A surgical incision into the kidney. It is called *abdominal* when performed through an incision into the abdomen, and *lumbar* when through an incision into the loins.

nephrotoxic (nef-ro-tok'sik). Toxic or destructive to the kidney, as, *nephrotoxic* serum.

nephrotoxin (nef-ro-tok'sin) [Gr. *νεφρός* kidney + *τοξικόν* poison]. A toxin which has a specific destructive effect on kidney cells.

nephrotresis (nef-ro-tre'sis) [Gr. *νεφρός* kidney + *τρῆσις* boring]. The surgical formation of a permanent opening into the kidney through the loin.

nephrotriesis (nef-ro-tri-e'sis) [Gr. *νεφρός* kidney + *τριῆσις* piercing]. The operation of establishing a fistula into the kidney by stitching the edges of the kidney incision to the parietal muscles.

nephrotuberculosis (nef"ro-tu-ber-ku-lo'sis) [Gr. *νεφρός* kidney + *tuberculosis*]. Disease of the kidney due to the tubercle bacillus.

nephrotyphoid (nef-ro-ti'foid). Typhoid fever complicated with acute nephritis.

nephrotyphus (nef-ro-ti'fus) [Gr. *νεφρός* kidney + *typhus*]. Typhus fever with renal hemorrhage.

nephro-ureterectomy (nef"ro-u"re-ter-ek'to-me) [Gr. *νεφρός* kidney + *ureterectomy*]. Excision of a kidney and a whole or part of the ureter.

nephro-ureterocystectomy (nef"ro-u-re"ter-o-sis-tek'to-me) [Gr. *νεφρός* kidney + *οὐρητήρ* ureter + *κύστις* bladder + *ἐκτομή* excision]. Excision of the kidney, ureter, and a portion of the bladder wall.

nephrozymase (nef-ro-zi'mās) [Gr. *νεφρός* kidney + *ζύμη* leaven]. A ferment, like diastase, found in the urine.

nephrozymosis (nef"ro-zi-mo'sis). Zymotic or fermentative disease of the kidney.

nephydrosis (nef-id-ro'sis) [Gr. *νεφρός* kidney + *ὕδωρ* water]. The accumulation of urine in the pelvis of the kidney; hydronephrosis.

nephydrotic (nef-id-rot'ik). Pertaining to nephydrosis.

nepiology (nep-e-ol'o-je) [Gr. *νέπιος* infant + *λόγος* treatise]. The department of pediatrics treating of young infants.

neptunium (nep-tu'ne-um). An element belonging to the tantalum group occurring in certain rare earths associated with tantalum and niobium; atomic weight 118.

nercibus (ner-si'bus). A nervine preparation of glycerophosphates, iron, strychnin, etc.

nerianthin (ne-re-an'thin). A glucosid from oleander: therapeutically less active than oleandrin.

neriin (ne're-in) One of the active principles of oleander a cardiac stimulant and tonic.

Nerium (ne're-um) [Gr. *νήριον* oleander]. A genus of apocynaceous trees. See *oleander*.

Nernst lamp, theory (nernst) [Walther H. *Nernst*, German physicist, born 1864]. See *lamp* and *theory*.

neroli (nehr'o-le). An essential oil distilled from orange-blossoms.

nerolin (ne're-lin). Betanaphthol-ethyl-ether, $C_{10}H_7O\,C_2H_5$

neropathy (ne-rop'ath-e). That part of the system of weltmerism known as the laying on of hands; manual gerokomy.

nervanin (ner-van'in). A local anesthetic, said to be far better and safer than cocain: its chlorhydrate is scarcely poisonous unless given in enormous doses. Dose, 4–8 gr. (0.266–0.533 gm.).

nerve (nerv) [L. *ner'vus;* Gr. *νεῦρον*]. A cord-like structure which conveys impulses from one part of the body to another. A nerve consists of a connective-tissue sheath (*epineurium*) inclosing bundles (*funiculi*) of nerve-fibers, each bundle being surrounded by its own sheath of *perineurium*, the various bundles being separated by septa of connective tissue known as the *endoneurium*. *Nerve-fibers* are of two kinds: the medullated and the non-medullated. A *medullated nerve-fiber* consists of a central core or axis-cylinder, which is sometimes inclosed in a sheath, or axilemma, surrounded by a layer of white, fatty matter (*myelin, white substance of Schwann, medulla*, etc.), which is inclosed in a sheath (*neurilemma*, or *primitive sheath*). The myelin is separated by constrictions (*nodes of Ranvier*) into segments of about one millimeter in length, each segment containing a nucleus. In the *non-medullated nerve-fibers* the axis-cylinder is surrounded only by the neurilemma, but the fibers contain nuclei. See *table of nerves*. **accelerator n.**, the cardiac sympathetic nerve: when it is stimulated, the heart's action is accelerated. **accessory n.** Same as *spinal accessory n.* See *table of nerves*. **accessory phrenic n.**, an anomalous branch of the phrenic nerve, cephalad to the hilum of the lung, found in about 20 per cent. of human beings. **acoustic n.**, the auditory nerve. See *table of nerves*. **afferent n.**, any nerve which transmits impulses from the periphery intrad. See *sensory n.* **anabolic n.**, any nerve, like the vagus or accelerans, whose stimulation promotes the anabolic processes **n. of arrest.** Same as *inhibitory n.* **n.-avulsion,** operation of tearing a nerve from its central origin by traction. **n.-block,** stoppage of the passage of impulses through a nerve by pressure or by the injection of anesthetics. **n.-broach.** See *broach*. **calorific n.**, any nerve whose stimulation increases heat. **n.-cavity,** the pulp cavity of a tooth. **n.-cell,** any cell of the nervous system, especially a ganglion-cell or one of the special cells of nerve-centers; a neuron or neurodendron A nerve-cell is an ovoid, pear-shaped, or polygonal mass of protoplasm, containing a spheric nucleus, and giving off one axis-cylinder process (*neurite, neuraxon, axon, Deiters's process*, etc.) and several branching protoplasmic processes (*dendrites* or *cytodendrites*). According to the number of protoplasmic processes given off, cells are distinguished as *unipolar, bipolar*, or *multipolar*. Nerve-cells are of two types. Those of the first type have an axis-cylinder which is continuous with the axis-cylinder of a nerve-fiber. In cells of the second type the axis-cylinder process (*dendraxon*) does not extend into the white matter, but, remaining in the white substance, eventually undergoes division into a mass of delicate fibrillæ (*neuropodia* or *telodendrons*). In both types delicate *collateral branches* (*axodendrites*) are given off from the axis-cylinder processes. The protoplasmic processes, or dendrites, end in arborizations of tree-like, branching terminations, known as *end-branches*, or *telodendrons*. **n.-center,** any group of cells of gray nerve-substance having a common function. **centrifugal n.**, any nerve which carries impulses to the periphery **centripetal n.** Same as *afferent n.* **cranial n.**, any peripheral nerve connected with the brain. The cranial nerves are arranged in twelve pairs. **crotaphitic n.**, the upper maxillary portion of the fifth cerebral nerve. **cubital n.**, the ulnar nerve. **depressor n.** 1. Any afferent nerve whose stimulation depresses a motor center. 2. A nerve which lowers the activity of an organ **efferent n., exodic n.** Same as *centrifugal n.* **eighth n.**, the auditory nerve. See *table of nerves* **eleventh n.**, the spinal accessory nerve. **n.-ending,** any terminus of a nerve, especially if peripheral **esodic n.** Same as *afferent n.* **excitor n.**, a nerve which transmits stimuli that increase functional activity. **excito-reflex n.**, a visceral nerve which produces reflex action. **fifth n.**, the trigeminus. See *table of nerves* **first n.**, the olfactory nerve. See *table of nerves*. **fourth n.**, the trochlear nerve. See *table of nerves*. **frigorific n.**, the sympathetic nerve, stimulation of which lowers the temperature. **furcal n.** [L. *fur'ca* fork], the fourth lumbar nerve: so called because it is divided between the lumbar and the sacral plexus. **gangliated n.**, any nerve of the sympathetic system. **n.-grafting,** the replacement of a piece of defective nerve by a segment from a sound one. **inhibitory n.**, any nerve whose stimulation lowers or inhibits the activity of an organ or center. **intermediary n.** 1. The lesser internal cutaneous nerve. 2. The smaller of the two roots of the seventh cranial nerve. Called also *nerve of Wrisberg, pars intermedia facialis*, and *portio intermedia facialis*. **mixed n.**, one

which is both sensory and motor. **motor n.**, one which contains wholly or chiefly motor fibers. **ninth n.**, the glossopharyngeal nerve. See *table of nerves*. **pain n.**, a sensory nerve whose function is the conduction of painful stimuli. **peroneal n.**, the common peroneal nerve is the external popliteal nerve; deep peroneal nerve is the same as the anterior tibial nerve; the superficial peroneal nerve is the same as the musculocutaneous nerve. **pressor n.**, any afferent nerve whose irritation

[*For continuation of nerve*, see p. 790.]

A TABLE OF THE NERVES.

Nerve.	Function.	Origin.	Distribution.	Branches.
Abdominal.	Sensation and motion.	Pneumogastric.	Stomach	
Abducens (sixth cranial).	Motion.	Fasciculus teres.	External rectus of the eye.	
Alveolar.	Sensation.	Dental.	Molar and bicuspid teeth and gums.	Gingival.
Arnold's.	The auricular branch of the pneumogastric.			
Auditory (eighth cranial).	Hearing and equilibration.	Restis.	Cochlea, vestibule, canals.	Cochlear, vestibular.
Auricular.	Sensation.	Occipitalis minor.	Skin of upper portion of pinna.	
Auricular, anterior.	Sensation.	Inferior maxillary.	Skin of external ear.	
Auricular, inferior.	Sensation.	Auriculotemporal	Ear, internal maxillary artery, etc.	
Auricular, posterior.	Motion.	Facial.	Retrahens aurem, occipitofrontalis.	Auricular, occipital.
Auricular, superior.	Sensation.	Auriculotemporal.	Skin over tragus and pinna.	
Auricula'ris mag'nus	Sensation.	Cervical plexus, second and third cervical.	Face, ear, neck, parotid.	Facial, mastoid, and auricular.
Auricula'ris va'gi	Sensation.	Pneumogastric.	External ear.	
Auriculotemporal	Sensation.	Inferior maxillary.	Temple and pinna	Articular, branches to meatus auditorius, parotid, inferior and superior auricular, anterior and posterior temporal.
Bell's.	The external and internal respiratory nerves			
Of Bock.	See *Pharyngeal*.			
Buccal.	Motion	Facial.	Orbicularis oris and buccinator muscles.	
Buccal, long.	Sensation.	Inferior maxillary.	Cheek, buccinator, etc	Superior and inferior buccinator and external pterygoid
Calcanean, internal.	Sensation.	Posterior tibial.	Fascia and skin of sole and heel.	Small filaments.
Calcaneoplantar, cutaneous.	See *Calcanean, internal*			
Cardiac (cervical).	Inhibition.	Pneumogastric.	Heart and cardiac plexus	Branches to cardiac plexuses.
Cardiac, great or middle.		Middle cervical ganglion.	Heart and deep cardiac plexus.	
Cardiac, inferior or minor.		Inferior cervical or first thoracic ganglion.	Heart and deep cardiac plexus.	
Cardiac, thoracic.	Inhibition and vasomotion.	Recurrent laryngeal or pneumogastric	Heart and cardiac plexus	
Cardiac, right and left superior.	Vasomotor and inhibitory.	Superior cervical ganglion	Heart, arteries of thorax, and superficial cardiac plexus.	
Of Casser.	See *Perforating* and *Musculocutaneous*.			
Cavernous.	Sensation, vasomotion.	Prostatic plexus.	Erectile structures of penis.	
Cavernous (large and small).	Sensation and vasomotion.	Prostatic plexus.	Penis.	
Cervical, eighth.	Sensation and motion.	Spinal cord.	Thorax, neck, and upper extremities.	Dorsal and ventral divisions.
Cervical, first (ventral division).	Sensation and motion.	Spinal cord.	Rectus capitis lateralis and anterior recti.	Filaments to vagus, hypoglossal, etc.
Cervical, first (dorsal division).	Sensation and motion	Spinal cord.	Obliqui, recti, complexus, etc.	Cutaneous and communicating filaments.
Cervical, fourth (ventral division).	Sensation and motion.	Spinal cord.	Shoulder.	Muscular and communicating filaments, etc.
Cervical, second (ventral division).	Sensation and motion.	Spinal cord.	Sternomastoid, etc.	Ascending, descending, communicating, small occipital, etc.

NERVES



Longitudinal nerve-fiber, diagrammatic. *a*, axis-cylinder; *b*, medullary sheath; *c*, neurilemma; *d*, nucleus; *e*, node of Ranvier (Leroy).

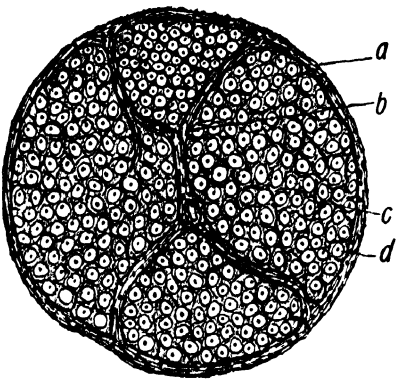

Transverse section of a nerve: *a*, epineurium, *b*, perineurium, *c*, endoneurium, *d*, section of a single fiber (Leroy).

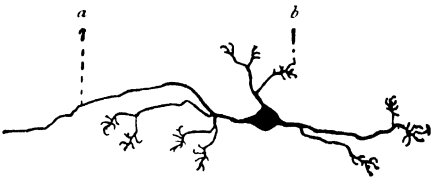

Nerve-cell with dendrites ending in claw-like telodendria *a*, neuraxis, *b*, telodendrion.

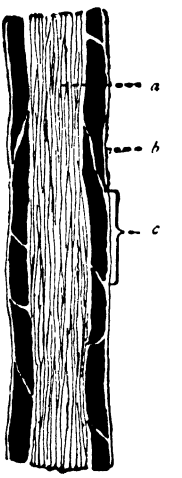

Longitudinal section through a nerve-fiber. *a*, fibrils of axis-cylinder; *b*, neurilemma, *c*, segments of Lantermann.





Superficial Distribution of Facial, Trigeminal, and Other Nerves of Head 1, trunk of facial nerve after its exit from stylomastoid foramen, 2, posterior auricular branch, 3, filament of great auricular nerve, 4, occipital branch, 5, auricular branch; 6, twig to superior auricular muscle; 7, nerve to digastric, 8, that to stylohyoid muscle; 9, superior or temporofacial division of the nerve, 10, 11, temporal branches; 12, malar; 13, 14, infra-orbital, 15, inferior or cervicofacial division of nerve; 16, mandibular, and above this buccal branches; 17, cervical branch; 18, auriculotemporal uniting with facial, giving anterior auricular and parotid branches; 19, 20, supra-orbital; 21, lacrimal, 22, infratrochlear; 23, malar twig of the temporomalar, 24, superficial branch of nasal, 25, infra-orbital, 26, buccal, 27, mental, 28, great occipital; 29, great auricular; 30, 31, small occipital, 32, superficial cervical.

Branches of Inferior Maxillary Nerve from Outer Side 1, masseteric nerve; 2, posterior deep temporal nerve; 3, buccal nerve, 4, branch of facial, 5, anterior deep temporal nerve, 6, filaments given by the buccal to external pterygoid muscle, 7, middle deep temporal nerve, 8, auriculotemporal nerve, 9, its temporal branches; 10, its branches to meatus and auricle, 11, its union with facial, 12, lingual nerve, 13, mylohyoid nerve, 14, inferior dental nerve, 15, its twigs to teeth; 16, mental branch, 17, branch of the facial uniting with the mental.

A TABLE OF THE NERVES.—*Continued.*

NERVE.	FUNCTION.	ORIGIN.	DISTRIBUTION.	BRANCHES.
Cervical, second (dorsal division).	Sensation and motion.	Spinal cord.	Obliquus inferior, complexus, splenius, trachelomastoid, scalp, ear.	Occipitalis major and external.
Cervical, third (ventral division).	Sensation and motion.	Spinal cord.	. . . . .	Ascending, descending, communicating, and muscular filaments.
Cervical, third (dorsal division).	Sensation and motion.	Spinal cord.	Complexus, splenius, occiput, trachelomastoid.	External, internal, third occipital, etc.
Cervicals, fifth to eighth (ventral divisions).	Sensation and motion.	Spinal cord.	Brachial plexus.	Communicating.
Cervicals (fourth to eighth dorsal divisions).	Sensation and motion.	Spinal cord.	Skin and muscles of neck.	External and internal branches.
Cervicofacial.	Motion	Facial.	Muscles of lower face and neck.	Supramaxillary, inframaxillary, buccal.
Chor'da tym'pani.	Taste, secretion, vasodilation, sensation.	Facial.	Tympanum, submaxillary gland, inferior lingualis, tongue.	
Ciliary, short (six to ten).	Motion, sensation, nutrition.	Ciliary ganglion.	Ciliary body, iris, cornea.	
Ciliary, long (two or three).	Motion, sensation, etc.	Nasal nerve.	Ciliary body, iris, cornea.	
Circumflex.	Sensation and motion	Brachial plexus.	Deltoid, teres minor, skin, and shoulder-joint.	Posterior, anterior, cutaneous, and articular.
Coccygeal.	Motion and sensation.	Spinal cord.	Coccygeus and skin.	Filaments.
Cochlear.	Audition.	Auditory.	Cochlea.	Filaments.
Colli, superficialis.	Sensation.	Second and third cervical.	Platysma and side of neck, throat, and chin.	Descending and ascending branches.
Commu'nicans hypoglos'si (communicans noni).	Sensation and motion.	Second and third cervical.	Descendens hypoglossi depressor muscles of hyoid bone	Ansa hypoglossi, omohyoid, etc.
Commu'nicans perone'i	Sensation.	External popliteal.	To external saphenous.	
Commu'nicans poplite'i.	Sensation.	Internal popliteal	To external saphenous nerve and skin of foot.	
Communicating.	Motion and sensation.	Brachial plexus, fifth cervical.	Phrenic.	
Communicating.	Sensation and motion.	Cervical plexus	Spinal accessory.	Branches.
Communicating.	Motion and sensation.	First and second cervical.	Pneumogastric, hypoglossal, sympathetic.	Three branches and filaments.
Of Cotunnius.	See *Nasopalatine nerve.*			
Crural.	Sensation.	Genitocrural.	Skin, upper and central part anterior aspect of thigh.	
Crural, anterior.	Motion and sensation.	Lumbar plexus, second, third, and fourth lumbar.	Thigh muscles, iliacus.	Internal and middle cutaneous, long saphenous, muscular, articular, etc.
Cutaneous.	Sensation.	Musculospiral.	Back of arm, forearm, and wrist.	Two external, one internal.
Cutaneous.	Sensation.	Ulnar.	Skin of wrist and palm.	First and palmar cutaneous.
Cutaneous, dorsal.	Sensation.	Ulnar.	Skin of little and ring fingers.	Filaments and communicating branches.
Cutaneous, external.	Sensation.	Second and third lumbar.	Integument of thigh.	Posterior, anterior, pectineus, femoral artery, and branches.
Cutaneous, internal.	Sensation.	Brachial plexus.	Forearm and lower arm.	Anterior and posterior branches, etc.
Cutaneous, lesser internal (*of Wrisberg*).	Sensation.	Brachial plexus.	Skin on back of arm.	Filaments.
Cutaneous (internal and middle).	Sensation and motion.	Anterior crural.	Thigh, leg, sartorius, pectineus.	Communicating and filaments.
Cutaneous, terminal.	Sensation.	Ulnar.	Skin of palm, palmaris brevis, skin of ring and little fingers.	
Cutaneous, perforating.	Sensation.	Fourth sacral.	Skin covering gluteus maximus.	
Cyon's.	Lowering of the blood-pressure.	Vagus (rabbit).	Heart.	Filaments.
Dental, anterior superior.	Sensation, etc.	Superior maxillary.	Upper incisors and canine teeth, inferior meatus of nose, etc.	Nasal, etc.

A TABLE OF THE NERVES.—*Continued.*

NERVE.	FUNCTION.	ORIGIN.	DISTRIBUTION.	BRANCHES.
Dental, inferior or mandibular.	Sensation and motion.	Inferior maxillary.	Teeth, skin, mucosa, etc.	Mylohyoid, incisor, mental, dental, etc.
Dental, posterior superior.	Sensation, etc.	Superior maxillary.	Buccal mucosa, gums, fangs, and pulp of teeth.	
Dental, middle superior.	Sensation, etc.	Superior maxillary.	Upper bicuspid teeth.	
Depressor.	See *Cyon's*.			
Descen'dens hypoglos'si.	Motor.	Hypoglossal.	Sternohyoid, omohyoid, sternohyoid, etc	Muscular.
Descen'dens no'ni.	See *Descendens hypoglossi*.			
Digastric.	Motion.	Facial.	Posterior belly of digastric, glossopharyngeal nerve, etc	
Dorsal, 12 (anterior and posterior divisions).	Sensation and motion	Spinal cord.	Skin and muscles of chest, trunk, and limbs.	External, internal, cutaneous.
Dorsal (of clitoris).	Sensation, etc.	Pudic.	Clitoris.	
Dorsal (of penis).	Sensation, etc.	Pudic	Corpus cavernosum, dorsum of penis, etc	
Esophageal.	Motion, etc.	Pneumogastric.	Muscular and mucous coats of esophagus, esophageal plexus, etc.	
Facial (branch).	Sensation.	Auricularis magnus.	Skin over parotid, parotid, etc.	
Facial (seventh cranial).	Motion, secretion, vasomotion, etc.	Floor of fourth ventricle, fasciculus teres.	Face, ear, palate, tongue.	Tympanic, chorda tympani, posterior auricular, digastric, stylohyoid, temporal, malar, infra-orbital, buccal, supramaxillary, inframaxillary
Frontal.	Sensation.	Ophthalmic.	Forehead, eyelids, pericranium, skin of temples, etc.	Supratrochlear, supraorbital.
Gastric.	Motion	Pneumogastric.	Stomach.	
Genital	Sensation and motion.	Genitocrural.	Cremaster muscle and round ligament	
Genitocrural.	Sensation and motion	First and second lumbar.	Cremaster, skin of thigh, etc.	Genital, crural, etc.
Glossopharyngeal (ninth cranial).	Taste and sensation, vasomotion, motor, the pharynx, etc.	Floor of fourth ventricle.	Middle ear, pharynx, meninges, tonsils, tongue.	Tympanic, carotid, pharyngeal, muscular, tonsillar, lingual, etc
Gluteal, inferior.	Motion.	Sacral plexus, second and third sacral, etc.	Gluteus maximus	Articular, cutaneous
Gluteal, superior.	Motion.	Sacral plexus.	Glutei, tensor vaginæ femoris.	Inferior and superior branches
Gustatory.	See *Lingual*			
Hemorrhoidal, inferior.	Sensation and motion.	Pudic or sacral plexus.	External sphincter ani and skin of perineum.	
Hepatic.	Influences glycogenic function.	Pneumogastric.	Liver.	Hepatic plexus
Hirschfeld's.	Motion.	Facial.	Palatoglossus and styloglossus.	
Hypogastric.	Sensation.	Iliohypogastric.	Skin of hypogastrium	
Hypoglossal (twelfth cranial).	Motion, vasomotion.	Floor of fourth ventricle.	Hyoglossus and subhyoid muscles.	Descendens noni or hypoglossi, muscular, thyrohyoid, geniohyoid, and meningeal
Iliac.	Sensation.	Iliohypogastric.	Skin of gluteal region.	
Iliohypogastric.	Sensation and motion.	First lumbar.	Skin of hypogastrium and gluteal region.	Iliac, hypogastric, communicating.
Ilio-inguinal.	Sensation and motion	First lumbar.	Internal oblique muscle and skin of upper thigh, labium, and scrotum.	Muscular, cutaneous, and communicating
Incisive.	Sensation.	Inferior dental.	Incisor and canine teeth of lower jaw.	Communicating.
Inframandibular.	See *Inframaxillary*.			
Inframaxillary.	Motion.	Facial	Platysma	
Infra-orbital.	Sensation and motion.	Facial.	Cheek-muscles, nose, and lip.	Nasal, labial, palpebral.
Infratrochlear.	Sensation.	Nasal.	Conjunctiva of part of eye, lacrimal sac side of nose, eyelid, etc.	

NERVES

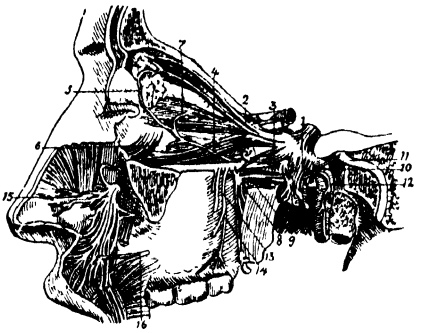

Superior Maxillary Nerve and Some of the Orbital Nerves 1, Gasserian ganglion, 2, lacrimal nerve, 3, trunk of superior maxillary nerve, 4, its orbital branch, 6, origin of its malar twig, 7, its temporal twig, joined by 5, communicating branch from lacrimal nerve, 8, spheno-palatine ganglion, 9, Vidian nerve, 10, its upper branch or great superficial petrosal nerve proceeding to join 11, facial nerve, 12, its lower branch or great deep petrosal nerve joining sympathetic, 13, 14, posterior dental nerves, 15, terminal branches of infra-orbital nerve in the face, 16, a branch of facial uniting with some of the twigs of infra-orbital

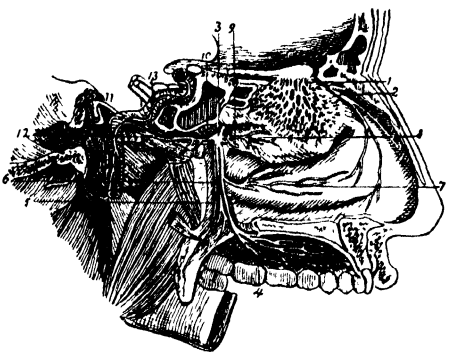

Nerves of Nose and Sphenopalatine Ganglion, from Inner Side 1, network of external branches of olfactory nerve, 2, nasal nerve, giving its external branch to outer wall of nose, the septal branch is cut short, 3, spheno-palatine ganglion, 4, ramification of large palatine nerve, 5, small, and 6, external palatine nerve, 7, inferior nasal branch, 8, superior nasal branch, 9, nasopalatine nerve cut short, 10, Vidian nerve, 11, great superficial petrosal nerve, 12, great deep petrosal nerve, 13, the sympathetic nerves ascending on internal carotid artery.

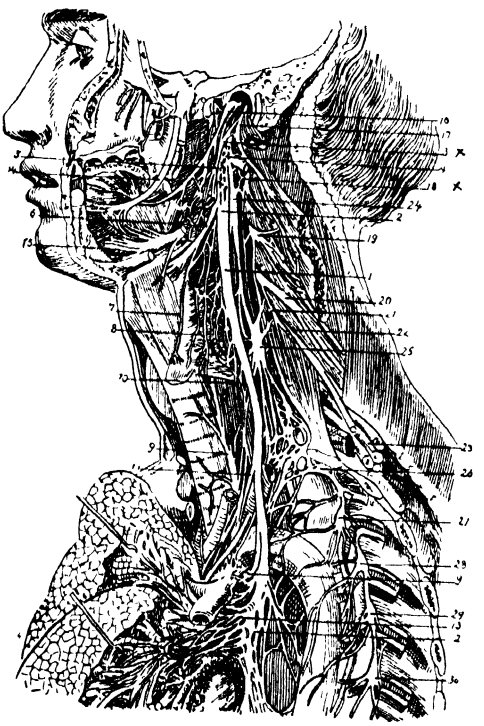

Distribution and Connection of Pneumogastric Nerve of Left Side in Neck and Upper Part of Thorax · 1, pneumogastric nerve, 2, ganglion of its trunk; 3, accessory part of spinal accessory, 4, union of pneumogastric with hypoglossal; 5, pharyngeal branch of pneumogastric, 6, superior laryngeal, 7, external laryngeal, 8, communication of external laryngeal with superior cardiac branch of sympathetic; 9, inferior or recurrent laryngeal, 10, superior, and 11, inferior cervical cardiac branches, 12, 13, posterior pulmonary plexus, 14, lingual branch of inferior maxillary, 15, distal part of hypoglossal nerve; 16, glossopharyngeal nerve, 17, spinal accessory nerve; 18, second cervical nerve; 19, third, 20, fourth, 21, origin of phrenic nerve, 22, 23, fifth, sixth, seventh, and eighth cervical nerves, forming with the first dorsal the brachial plexus, 24, superior cervical ganglion of sympathetic, 25, middle cervical ganglion, 26, inferior cervical ganglion; 27, 28, 29, 30, second, third, fourth, and fifth dorsal ganglia.

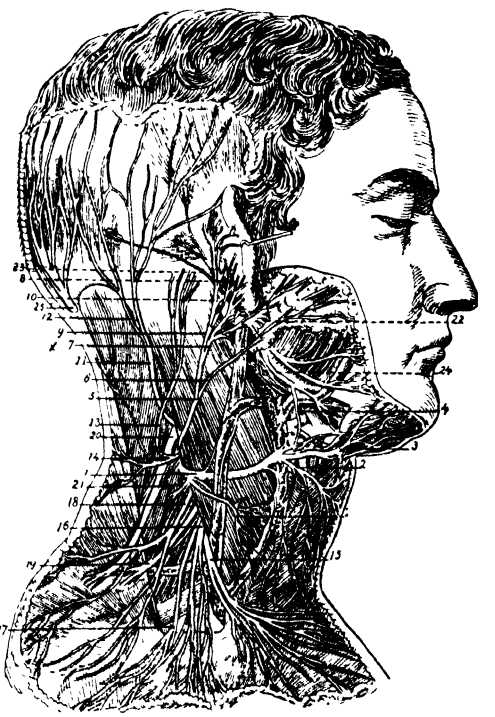

Superficial Branches of Cervical Plexus · 1, superficial cervical nerve; 2, its inferior branch, 3, its superior branch, 4, its union with facial, 5, great auricular nerve; 6, one of its facial branches, 7, its branch to lobule; 8, twig which pierces the auricle, 9, branch to deep surface of pinna, 10, its union with posterior auricular of the facial, 11, small occipital nerve, 12, its branches; 13, a mastoid branch, 14, twigs from this to back of neck; 15, inner, 16, 17, middle, 18, outer branches of supraclavicular nerves, 19, branch of cervical nerves passing into trapezius muscle, 20, spinal accessory distributed to same, and receiving a uniting branch from the cervical nerves; 21, branch to levator scapulæ, 22, trunk of the facial nerve; 23, its posterior auricular branch; 24, its cervical branch, 25, great occipital nerve.

A TABLE OF THE NERVES.—*Continued.*

Nerve.	Function.	Origin.	Distribution.	Branches.
Intercostal.	Sensation and motion.	Dorsal nerves.	Muscles and skin of thorax and abdomen.	Muscular, anterior, and lateral cutaneous.
Intercostohumeral.	Sensation.	Second intercostal.	Skin of upper half of inner and back part of arm.	
Interosseous, anterior.	Motion.	Median.	Deep muscles on palmar side of forearm.	
Interosseous, posterior.	Sensation and motion.	Musculospiral.	Back of forearm and wrist.	
Jacobson's.	See *Tympanic, of the*	*glossopharyngeal.*		
Labial.	Motion and sensation	Superior maxillary.	Mucous membrane and muscles of lips and mouth.	
Lacrimal	Sensation.	Ophthalmic.	Lacrimal gland, conjunctiva, upper lid.	
Of Lancisi	Longitudinal striations on upper surface of callosum.			
Laryngeal, inferior or recurrent.	Motion.	Pneumogastric.	Muscles of larynx, larynx, etc.	Esophageal, brachial, cardiac, terminal.
Laryngeal, superior.	Sensation, motion.	Pneumogastric.	Muscles and mucous membrane of larynx.	External, internal.
Lingual.	Sensation and motion.	Facial.	Mucous membrane of tongue, styloglossus, palatoglossus, etc.	
Lingual.	Sensation, taste.	Glossopharyngeal.	Glands of tongue and circumvallate papillæ.	
Lingual.	Taste, sensation.	Inferior maxillary.	Tongue, mouth.	
Lumbar (5).	Sensation and motion.	Spinal cord.	Lumbar and genital structures.	Anterior and posterior divisions, lumbar plexus.
Malar.	Motion	Facial.	Corrugator supercilii, orbicularis palpebrarum, and eyelids.	
Malar.	Sensation.	Orbital.	Skin of cheek.	
Mandibular.	See *Maxillary, inferior.*			
Masseteric.	Motion	Inferior maxillary.	Masseter.	
Mastoid.	Sensation	Auricularis magnus.	Skin behind ear.	Filaments.
Maxillary, inferior.	Motion, taste, and sensation.	Trigeminus.	Muscles of lower jaw, cheek, ear, tongue, teeth.	Auriculotemporal, masseteric, gustatory, inferior dental, buccal.
Maxillary, superior.	Sensation	Trigeminus.	Face, teeth.	Orbital, infra-orbital, sphenopalatine, dentals.
Median.	Sensation and motion.	Brachial plexus.	Pronator radii teres, fingers, flexors, palms, two lumbricales.	Muscular, palmar cutaneous, anterior interosseous.
Meningeal.	Vasomotion.	Glossopharyngeal.	Arachnopia.	
Meningeal.	Vasomotion.	Hypoglossal.	Dura.	
Meningeal.	Vasomotion	Pneumogastric.	Dura near base of skull.	
Meningeal, recurrent.	Vasomotion.	Inferior maxillary.	Dura and mastoid cells.	
Mental	Motion and sensation.	Inferior dental.	Skin and mucous membrane of lower lip and chin.	
Mo'tor oc'uli (third cranial).	Motion	Floor of aqueduct of Sylvius.	Muscles of eye, except superior oblique, external rectus, and orbicularis palpebrarum.	Inferior, superior.
Musculocutaneous.	Sensation, motion.	Outer cord of brachial plexus.	Coracobrachialis, biceps, brachialis anticus, skin of forearm.	Anterior, posterior, muscular, articular.
Musculocutaneous of leg.	Sensation, motion.	External popliteal.	Peronei muscles, skin of leg and foot.	Internal, external, cutaneous, muscular.
Musculospiral.	Sensation, motion.	Posterior cord of brachial plexus.	Back of arm and forearm, skin of back of hand.	Musculocutaneous, radial, posterior interosseous.
Mylohoid.	Motion.	Inferior dental.	Mylohyoid and digastric muscles, etc.	
Nasal.	Sensation.	Anterior dental.	Mucous membrane of lower nasal meatus.	
Nasal.	Sensation.	Superior maxillary.	Skin of nose.	
Nasal.	Sensation.	Ophthalmic.	Ciliary ganglion, iris, conjunctiva.	Ganglionic, ciliary, infratrochlear.
Nasal, inferior.	Sensation.	Anterior palatine.	Middle meatus of nose.	

A TABLE OF THE NERVES.—*Continued.*

Nerve.	Function.	Origin.	Distribution.	Branches.
Nasal, superior.	Sensation.	Meckel's ganglion.	Mucosa of nose and posterior ethmoid cells.	
Nasopalatine (of Cotunnius).	Sensation.	Meckel's ganglion.	Mucosa of nose and mouth.	
Obturator.	Motion, sensation.	Third, fourth, and fifth lumbar nerves.	Obturator externus, adductors, joint, and skin.	Anterior, posterior, articular.
Obturator, accessory.	Motion, sensation.	Third and fourth lumbar.	Pectineus, hip-joint, etc.	Filaments.
Occipital, third.	Sensation.	Third cervical.	Skin of occiput.	
Occipita'lis mi'nor.	Sensation.	Second cervical.	Skin behind ear, etc.	Communicating, articular.
Occipita'lis mag'nus.	Sensation, motion.	Second cervical.	Splenius, complexus, scalp, etc.	
Oculomo'tor.	See *Motor oculi.*			
Olfactory (first cranial).	Smell.	Olfactory bulb	Schneiderian membrane.	Twenty branches.
Ophthalmic.	Sensation.	Trigeminus.	Eyes, forehead, nose.	Lacrimal, frontal, nasal, etc.
Optic (second cranial).	Sight.	Cortical center in occipital lobe.	Retina.	None.
Orbital.	Sensation.	Superior maxillary.	Temple, cheek.	Temporal, malar.
Orbitotemporal.	See *Orbital.*			
Palatine, anterior.	Sensation.	Meckel's ganglion.	Hard palate, upper gum, etc.	Two inferior nasal.
Palatine, external.	Sensation.	Meckel's ganglion.	Tonsil and soft palate.	
Palatine, posterior.	Motion.	Meckel's ganglion.	Levator palati and azygos uvulæ.	
Palmar, cutaneous.	Sensation.	Median.	Palm and thumb.	Inner and outer.
Palmar, deep.	Motion.	Ulnar.	Interosseous muscles, two inner lumbricales, abductor pollicis, etc.	
Palmar, superficial.	Motion, sensation.	Ulnar.	Palmaris brevis, ulnar side of hand and little finger.	Muscular and two digital branches.
Palpebral.	Sensation.	Superior maxillary.	Lower lid.	
Parotid.	Sensation, vasodilation.	Auriculotemporal.	Parotid gland.	
Patellar cutaneous.	Sensation.	Long saphenous.	Skin over patella and plexus patellæ.	
Patheticus (fourth cranial).	Motion, etc.	Floor of aqueduct of Sylvius.	Superior oblique of eye, tentorium.	Recurrent, terminal.
Pectineal (two).	Motion.	Anterior crural.	Pectineus muscle.	
Perforating (of Casser).	See *Musculocutaneous.*			
Perineal.	Sensation and motion.	Pudic.	Perineum, genitalia, muscles, and skin of perineum.	Muscular and cutaneous.
Petrosal, external.	. . . . .	Facial.	To a plexus over middle meningeal artery.	
Petrosal, large, superficial.	. . . . .	Facial.	To Meckel's ganglion and Vidian nerve.	
Petrosal, small.	. . . . .	Facial.	Otic ganglion.	
Petrosal, small, deep.	. . . . .	Tympanic branch of eighth.	Carotid plexus.	
Pharyngeal (three or four).	Sensation and motion.	Glossopharyngeal.	Mucosa and muscles of pharynx.	To pharyngeal plexus.
Pharyngeal.	Sensation.	Meckel's ganglion.	Upper pharynx, posterior nares, etc.	
Pharyngeal.	Motion and sensation.	Pneumogastric.	Pharynx and soft palate.	Pharyngeal plexus, muscles and mucosa.
Pharyngeal.	Vasomotion.	Sympathetic.	Pharynx.	To pharyngeal plexus.
Phrenic.	Sensation and motion.	Third, fourth, and fifth cervical.	Pericardium, pleura, diaphragm.	
Plantar, external.	Sensation and motion.	Posterior tibial.	Deep muscle of foot; little toe.	Deep and superficial.
Plantar, internal.	Sensation and motion.	Posterior tibial.	Adductor pollicis, flexor brevis digitorum, toes, sole.	Cutaneous, articular, muscular, digital.
Pneumogastric (tenth cranial, "par vagum").	Sensation and motion.	Floor of fourth ventricle.	Ear, pharynx, larynx, heart, lungs, esophagus, stomach.	Auricular, pharyngeal, superior and inferior laryngeal, recurrent laryngeal, cardiac, pulmonary, esophageal, gastric, hepatic, communicating, meningeal.

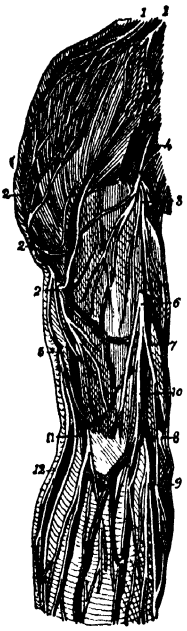

Anterior Cutaneous Nerves of Shoulder and Arm 1, 1, supraclavicular nerves from cervical plexus, 2, 2, 2, cutaneous branches of circumflex nerve, 3, 4, upper branches of internal cutaneous nerve, 5, upper external cutaneous branch of musculospiral, 6, internal cutaneous nerve, 7, its posterior branch, 8, communicating twig with one of anterior branches, 9, 10, anterior branches of this nerve; 11, musculocutaneous nerve, 12, lower external cutaneous branch of musculospiral nerve

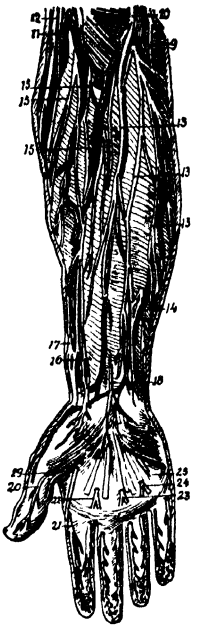

Anterior Cutaneous Nerves of Forearm and Hand 9, 10, 13, distribution of anterior division of internal cutaneous nerve, 14, union of one of these with a twig of ulnar nerve, 12, lower external cutaneous branch of musculospiral nerve, 11, 15, distribution of external cutaneous nerve, 16, union of one of its branches with 17, radial nerve, 18, palmar cutaneous branch of median nerve; 19, 20, internal and external digital branches from median nerve, 21, external digital to the index finger, 22, 23, digital branches to index, middle, and ring fingers, 24, 25, digital branches from ulnar nerve to ring and little fingers.

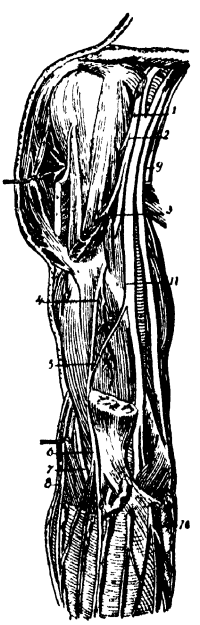

Deep View of Anterior Nerves of Shoulder and Arm 1, musculocutaneous nerve, giving off, 2, branch to coracobrachialis muscle, 3, branch to biceps, 4, branch to brachialis anticus, 5, communicating branch from median to musculocutaneous nerve, 6, continuation of the nerve to its cutaneous distribution; 7, musculospiral nerve, 8, inferior external cutaneous branch of musculospiral, 9, large and small internal cutaneous nerve divided, 10, anterior branch of internal cutaneous, 11, median nerve; to the inner side of this the ulnar nerve is crossed by line from 11.

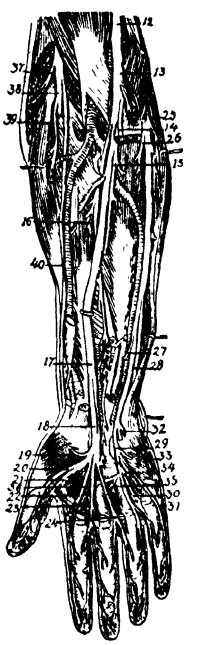

Deep View of Anterior Nerves of Forearm and Hand 12, median nerve, 13, its branch to pronator teres, 14, branch to superficial flexor muscles; 15, branch to flexor profundus digitorum, 16, branch to flexor longus pollicis; 17, anterior interosseous nerve, 18, palmar cutaneous branch cut short; 19, branch to short muscles of thumb, 20, 21, digital branches to thumb, 22, 23, 24, third, fourth, and fifth digital branches, 25, branch from ulnar nerve to flexor carpi ulnaris, 26 branch to flexor profundus digitorum; 27, cutaneous twig, 28, dorsal branch of ulnar, 29, superficial palmar portion; 30, 31, digital branches to ring and little fingers, 32, deep palmar branch, 33, its branch to short muscles of little finger; 34, 35, 36, twigs given by deep branch of ulnar to third and fourth lumbricales, all the interosseous muscles, and the adductors of thumb

A TABLE OF THE NERVES.—*Continued.*

NERVE.	FUNCTION.	ORIGIN.	DISTRIBUTION.	BRANCHES.
Popliteal, external.	Motion and sensation.	Great sciatic.	Knee-joint, extensors of foot, fascia, skin.	Articular, anterior tibial, musculocutaneous, cutaneous.
Popliteal, internal.	Sensation and motion.	Great sciatic.	Knee, gastrocnemius, popliteus, plantaris, soleus, skin of foot.	Articular, muscular, cutaneous, external saphenous, plantar.
Pterygoid, external.	Motion.	Inferior maxillary.	External pterygoid muscle.	
Pterygoid, internal.	Motion.	Inferior maxillary.	Internal pterygoid muscle.	
Pudendal, long (nerve of Sœmmering).	Sensation.	Small sciatic.	Skin of genitalia.	
Pudic.	Sensation and motion.	Sacral plexus.	Perineum, sphincter of anus, genitalia	Inferior hemorrhoidal, perineal, cutaneous, dorsalis penis.
Pulmonary (anterior and posterior).	Sensation.	Pneumogastric.	Lungs.	To pulmonary plexuses.
Radial	Sensation	Musculospiral.	Thumb, three fingers.	External, internal.
Sacral (five).	Motion and sensation.	Spinal cord.	Multifidus spinæ, skin, gluteal region, leg, foot.	Filaments and sacral plexus.
Saphenous, external or short	Sensation.	External and internal popliteal.	Skin of foot and little toe.	
Saphenous, long or internal.	Sensation.	Anterior crural.	Knee, ankle, foot, leg.	Cutaneous, patellar, communicating, etc.
Of Scarpa.	See *Nasopalatine.*			
Sciatic (great).	Sensation and motion.	Sacral plexus.	Skin of leg, muscles of thigh, leg, and foot.	Articular, museular, external, and popliteal, etc.
Sciatic (small).	Sensation	Sacral plexus.	Perineum, back of thigh and leg.	Cutaneous, long pudendal, etc.
Of Sœmmering.	See *Pudendal, long.*			
Sphenopalatine.	Sensation.	Superior maxillary.	Meckel's ganglion.	
Spinal.	Sensation and motion.	Spinal cord.	Trunk, neck, arms, leg.	
Spinal accessory (eleventh cranial).	Motion.	Floor of fourth ventricle; cervical spinal cord.	Sternocleidomastoid, trapezius; pharynx, larynx.	
Splanchnic (great sympathetic).	Vasomotor.	Thoracic ganglia.	Semilunar ganglion, renal and suprarenal plexuses, abdominal organs.	Communicating and distributing.
Splanchnic (lesser sympathetic).	Vasomotor.	Tenth and eleventh thoracic ganglia, great splanchnic.	Celiac plexus and great splanchnic.	Communicating and filaments.
Splanchnic (renal or smallest, sympathetic).	Vasomotor.	Last thoracic ganglion.	Renal and celiac plexus	Communicating and filaments.
Stapedial.	Motion.	Facial (tympanic).	Stapedius muscle.	
Stylohyoid	Motion.	Facial.	Stylohyoid muscle.	
Suboccipital.	Motion and sensation.	First cervical, posterior division.	Recti and oblique muscles, complexus, etc.	
Subscapular (upper, middle, lower).	Motion.	Brachial plexus.	Subscapular, teres major, latissimus dorsi.	
Superficial's colli.	Sensation.	Cervical plexus.	Skin of neck and chest.	
Supra-acromial.	Sensation.	Cervical plexus.	Skin over deltoid.	
Supraclavicular, descending.	Sensation.	Third and fourth cervical.	Skin of neck and chest.	Sternal, clavicular, acromial.
Supramandibular.	See *Maxillary, superior.*			
Supramaxillary.	See *Maxillary, superior.*			
Supra-orbital.	Sensation.	Ophthalmic.	Upper lid, forehead, pericranium.	Muscular, cutaneous, and the pericranial branches.
Suprascapular.	Sensation and motion.	Fifth and sixth cervical.	Scapular muscles, etc.	
Suprasternal.	Sensation.	Cervical plexus.	Skin over upper part of sternum.	
Supratrochlear.	Sensation.	Ophthalmic (frontal).	Upper eyelid, forehead.	Muscular, cutaneous.
Sympathetic.	See *System, sympathetic.*			
Temporal.	Motion.	Inferior maxillary.	Temporal muscle.	
Temporal.	Sensation.	Orbital.	Skin over temporal muscle.	

A TABLE OF THE NERVES.—*Continued.*

Nerve.	Function.	Origin.	Distribution.	Branches.
Temporal.	Motion.	Temporofacial.	Attrahens and attollens aurem, corrugator supercilii, orbicularis palpebrarum, occipitofrontalis.	Muscular.
Temporal, superficial.	Sensation.	Auriculotemporal.	Skin over temporal fascia.	
Temporofacial.	Motion.	Facial.	Temple and upper face.	Temporal, malar, infra-orbital.
Temporomalar.	See *Orbital.*			
Thoracic, posterior or long.	Motion.	Brachial plexus, fifth and sixth cervical.	Serratus magnus.	
Thoracic, spinal.	Sensation and motion.	Cord.	Muscles and skin of chest.	
Thoracics, anterior and exterior.	Motion.	Brachial plexus.	Pectoralis major and minor.	
Tibial, anterior.	Sensation, motion	External popliteal.	Tibialis anticus, extensor longus digitorum, peroneus teres, joints of foot, skin of toes.	Articular, muscular, external, internal, cutaneous, recurrent, etc
Tibial, posterior.	Sensation and motion.	Internal popliteal.	Tibialis posterior, flexor longus digitorum, flexor longus pollicis, skin of heel and sole, ankle-joint, etc.	Plantaris, muscular cutaneous, articular, etc.
Tiedeman's.	A plexus of nerve-fibers around the central artery of the retina, derived from the ciliary nerves			
Tonsillar.	Sensation.	Glossopharyngeal.	Fauces, tonsil, soft palate	
Trigeminus or trifacial (fifth cranial).	Motion, sensation, taste.	Oblongata and floor of fourth ventricle.	Skin of face, tongue, and teeth.	Ophthalmic, superior and inferior maxillary divisions.
Trochlear.	See *Patheticus.*			
Tympanic.	Motion.	Facial.	Stapedius.	
Tympanic.	Sensation.	Sympathetic.	Tympanum	
Tympanic (*Jacobson's nerve*).	Sensation.	Glossopharyngeal.	Tympanum, fenestra rotunda and ovalis, Eustachian tube.	Communicating, tympanic, and petrosal.
Ulnar.	Sensation and motion.	Inner cord of brachial plexus.	Muscles, shoulder-joint, wrist-joint, and skin of wrist, palm, and little finger.	Two articular, muscular, palmar, cutaneous, dorsal, superior palmar, deep palmar.
Vagus.	See *Pneumogastric.*			
Vestibular.	Sensation.	Auditory.	Utricle and ampullæ of semicircular canals.	Superior, middle, inferior.
Vidian.	Sensation.	Union of large superficial and deep petrosal.	To Meckel's ganglion.	
Of Willis	See *Spinal accessory*			
Wrisberg's	See *Cutaneous, lesser internal*			

stimulates a vasomotor center and increases intravascular tension **Scarpa's n.**, the nasopalatine nerve. **second n.**, the optic nerve. See *table of nerves.* **secretory n.**, any efferent nerve whose stimulation increases vascular activity. **sensory n.**, a peripheral nerve which conducts afferent impulses from a sense organ to the spinal cord or brain; an afferent nerve. **seventh n.**, the facial nerve. See *table of nerves.* **sixth n.**, the abducens nerve See *table of nerves.* **somatic n's**, the sensory and motor nerves. **Sömmering's n.**, the long pudendal nerve. **space-n's**, fibers of the auditory nerve going to the semicircular canals. **spinal n.**, any nerve which makes its exit from the vertebral column. **splanchnic n's**, the nerves of the blood-vessels and viscera· in man they arise from the thoracic ganglia of the sympathetic. **n.-storm**, a sudden outburst of nervous disorder. **n.-stretching**, the stretching of a nerve, chiefly to relieve pain. **sympathetic n.**, one of the nerves of the sympathetic nervous system. See *sympathetic system*, under *system.* **tenth n.**, the vagus nerve. See *table of nerves.* **thermic n.** Same as *calorific n.* **third n.**, the oculomotor nerve. See *table of nerves.* **thoracodorsal n.**, the middle subscapular nerve. **Tiedemann's n.**, a plexus of nerve-fibrils around the central artery of the retina, arising from the ciliary nerves. **n.-tire.** Same as *neurasthenia.* **trisplanchnic n.**, the sympathetic nerve; a general name for the nerves of the sympathetic system. **trophic n.**, one which aids in regulating nutrition. **twelfth n.**, the hypoglossal nerve. **vasoconstrictor n.**, one whose stimulation contracts blood-vessels. **vasodilator n.**, one whose stimulation dilates blood-vessels. **vasomotor n.**, any nerve concerned in controlling the caliber of vessels, whether as a

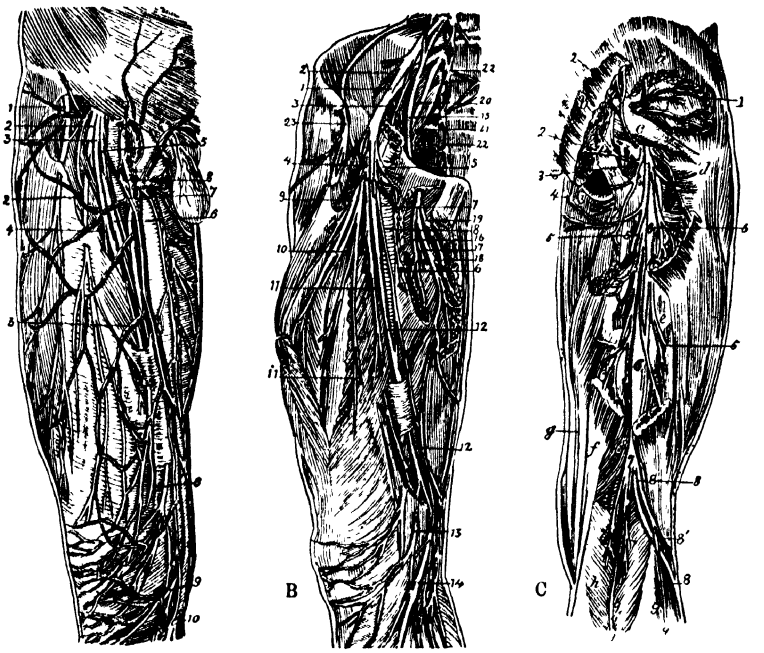

A —*Cutaneous Nerves of Anterior and Inner Part of Thigh* 1, external cutaneous nerve; 2, 3, middle cutaneous; 4, filament to sartorius, 5, internal cutaneous nerve, 6, its anterior division, 7, one of its upper branches, 8, a cutaneous twig from the nerve to pectineus, 9, patellar branch of internal saphenous nerve, 10, continuation of saphenous to leg

B —*Deep Nerves of Anterior and Inner Part of Thigh* 1, anterior crural nerve, 2, branches to iliacus muscle, 3 branch to psoas; 4, internal and middle cutaneous nerves; 5, 6, nerves to the pectineus, 7, cutaneous filament from the last, 8, posterior branch of the internal cutaneous nerve 9, branch to rectus, 10, branch to vastus externus, 11, branch to vastus internus, 12, internal saphenous nerve, 13, its patellar branch, 14, its continuation to leg, 15, obturator nerve, 16 branch to adductor longus, 17, branch to adductor brevis, 18, branch to gracilis, 19, deep branch of obturator nerve to adductor magnus, 20 lumbosacral cord, 21, its union with first sacral nerve; 22, 22 lumbar and sacral parts of sympathetic nerve, 23 external cutaneous nerve

C —*Deep Posterior Nerves of Hip and Thigh* 1, superior gluteal nerve, 2, 2 2, ramifications of inferior gluteal nerve, 3, pudic nerve, 3, its further course, 4, inferior pudendal, 5, points to the divided small sciatic or posterior cutaneous nerve of thigh, 6, great sciatic nerve, 6, 6, some of its muscular branches to hamstrings, 7, internal popliteal nerve, 7′, its muscular or sural branches, 8, external popliteal nerve, 8′, its external cutaneous branch, 9, communicating tibial, 9′, communicating peroneal branch to external saphenous nerve

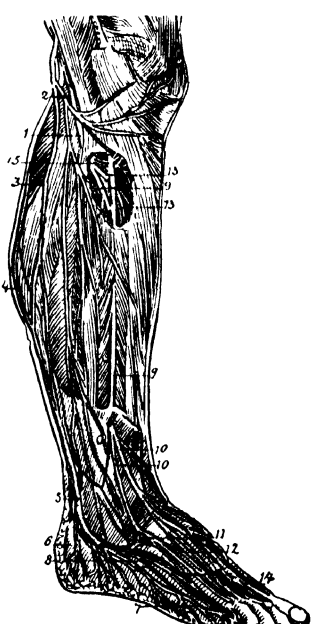

Cutaneous Nerves of Outer Side of Leg and Foot 1, external popliteal nerve, 2, its lateral cutaneous branch, 3 peroneal communicating branch which unites with 4, the tibial communicating, in 5, the external saphenous nerve, 6, calcaneal branch of external saphenous, 7, external dorsal digital branch of fifth toe, 8, dorsal digital branch of fourth and fifth toes, 9, 9, musculocutaneous nerve, 10, 10, its two divisions, 11, union with external saphenous, 12, communication between outer and inner branches, 13, anterior tibial nerve, 14, its inner terminal branch, 15, recurrent articular nerve

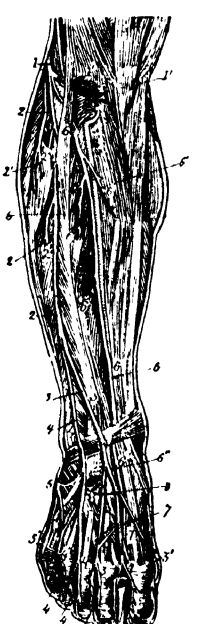

Distribution of Branches of External Popliteal Nerve on Front of Leg and Dorsum of Foot 1, external popliteal or peroneal nerve, 1′, its recurrent articular branches, 2, 2, musculocutaneous nerve; 2′, 2′, twigs to long and short peroneal muscles, 3, 3, internal branch of musculocutaneous nerve, 4, 4′, 4″, its external branch; 5, external saphenous nerve, uniting at two places with outer branch of musculocutaneous, 5′, its branch to the outer side of the fifth toe, 6, anterior tibial nerve, 6 6′, its muscular branches in leg, 6″, of the anterior tibial nerve after it has passed into the foot, 7, its inner branch uniting with a twig of the musculocutaneous and giving the dorsal digital nerves, 8, distribution of its outer branch to extensor brevis digitorum and tarsal articulations.

vasodilator or a vasoconstrictor. **vasosensory n.**, any nerve supplying sensory filaments to the vessels. **Wrisberg's n.** See *intermediary n.*

nervi (ner'vi) [pl. of L. *ner'vus* nerve]. Nerves. **n. erigentes** [L. "erecting nerves"], minute nerve-fibers going to the rectum, bladder, and genital organs from the second and third sacral nerves. **n. nervo'rum**, nerve-filaments going to the nerves and nerve-sheaths. **n. vaso'rum**, the nerves that supply the blood-vessels. They are located in the sheath of the vessels.

nervimotility (ner"vim-o-til'it-e). Susceptibility to nervimotion.

nervimotion (ner-vim-o'shun). Motion effected through the agency of a nerve.

nervimotor (ner-vi-mo'tor). Pertaining to a motor nerve.

nervimuscular (ner-vi-mus'ku-lar). Pertaining to the nerve-supply of muscles.

nervine (ner'vin). 1. Affecting the nerves; allaying nervous excitement. 2. A remedy for nervous disorders; a nerve-tonic. 3. A therapeutic preparation of the gray substance of the brains of sheep. 4. A proprietary remedy for gout, rheumatism, and neuralgia.

nervitone (ner'vit-ōn). A proprietary preparation of phosphorus, iron, asafetida, sumbul, and nux vomica.

nervocidin (ner-vo-si'din) [L. *ner'vus* nerve + *cæ'dere* to kill]. An alkaloid from the Indian plant, gasu-basu. It is a powerful local anesthetic and is used in dentistry.

nervol (ner'vol). A sedative preparation of sodium-vanadium citrochlorid and lithium bromid: used in hysteria.

nervomuscular (ner-vo-mus'ku-lar). Same as *nervimuscular*.

nervosin (ner'vo-sin). A proprietary mixture of reduced iron with valerian and aromatics for neurasthenia and hysteria. Dose, 4–8 gr. (0.25–0.5 gm.), in a pill.

nervosism (ner'vo-sizm). 1. Neurasthenia. 2. The theory that disease is dependent on variations in nerve force.

nervosity (ner-vos'it-e). Morbid nervousness.

nervous (ner'vus) [L. *nervo'sus*]. 1. Pertaining to a nerve or to nerves. 2. Unduly excitable. **n. system.** See under *system*.

nervousness (ner'vus-nes). Morbid or undue excitability; a state of excessive irritability, with great mental and physical unrest.

nervus (ner'vus), pl. *ner'vi*. Latin for *nerve*.

nesain (nes'a-in). A yellowish powder, a compound of arsenic and protein, used hypodermically in a 10 per cent. solution in cancer.

Nessler's reagent (nes'lerz) [German chemist, born 1827–1905]. See *reagent*.

nesslerization (nes-ler-iz-a'shun). Treatment with Nessler's reagent.

nesslerize (nes'ler-īz). To treat with Nessler's reagent.

nesteostomy (nes-te-os'to-me) [*nestis* + Gr. *στόμα* mouth]. Operation of forming a permanent opening into the jejunum through the abdominal wall.

nestiatria (nes-ti-a'tre-ah). See *hunger-cure*.

nestiostomy (nes-te-os'to-me) [Gr. *νῆστις* jejunum + *στόμα* mouth]. Jejunostomy.

nestis (nes'tis) [Gr. *νῆστις*]. An old name for the jejunum.

nestitherapy (nes-te-ther'ap-e). Nestotherapy.

nestotherapy (nes-to-ther'ap-e) [Gr. *νῆστις* hunger + *therapy*]. Hunger-cure; the therapeutic use of fasting or of a restricted diet.

nests, Brunn's epithelial. Solid or branched clusters of cells occurring in the healthy ureter. Called also *cell-nest*. **cancer-n's,** masses of concentrically arranged cells seen in cancerous growths.

net, achromatic. The network within the cell which does not stain with dyes. **chromidial, n.** a network of chromatin staining material in the protoplasm of certain cells. It has the properties of active nuclear material.

net-knot (net-not). One of the larger masses of chromatin of a cell nucleus which appear to be merely thickened portions of the chromatic network.

Ne tr. s. num. Abbreviation for L. *ne tra'das si'ne num'mo*, do not deliver unless paid.

nettle (net'l). See *Urtica*.

nettle-rash (net"l-rash). See *urticaria*.

network (net'werk). A rete, reticulum, or retiform structure; also a mitome. **cell n.** Same as *mitoma*. **Chiari's n.**, a network of fine fibers which sometimes extends across the interior of the right auricle of the heart. **Gerlach's n.**, an apparent (but not real) interlacement of the dendritic processes of the ganglion-cells of the spinal cord. **n. of Gesvelst**, a reticular appearance sometimes seen on the myelin-sheath, perhaps artificial. **neurofibrillar n.**, the network formed by the neurofibrils of a nerve-cell. **peritarsal n.**, a set of lymphatics in the eyelid. **Purkinje's n.**, a reticulation of immature muscle-fibers in the subendocardial tissue of the ventricles of the heart. **subpapillary n.**, the layer of capillaries underlying the skin.

neu (nu). Same as *neurilemma*.

Neubauer's artery (noi'bow-erz) [Johann Ernst *Neubauer*, German anatomist, 1742–1777]. The deep thyroid artery.

Neumann's cells, sheath (noi'manz) [Ernst *Neumann*, German pathologist, 1834–1918]. See under *cell* and *sheath*.

Neumann's disease (noi'manz) [Isador *Neumann*, dermatologist in Vienna, 1832–1906]. Pemphigus vegetans.

Neumann's law (noi'manz) [Franz Ernst *Neumann*, German physicist, 1798–1895]. See under *law*.

neuracetin (nu-ras'et-in). A proprietary analgesic compound allied to phenacetin.

neurad (nu'rad). Toward a neural axis or aspect.

neuradynamia (nu"rad-in-a'me-ah) [Gr. *νεῦρον* nerve + *a* priv. + *δύναμις* power]. Same as *neurasthenia*.

neuragmia (nu-rag'me-ah) [Gr. *νεῦρον* nerve + *ἀγμός* break]. The tearing of a nerve-trunk from its ganglion.

neural (nu'ral) [L. *neura'lis*; Gr. *νεῦρον* nerve]. Pertaining to a nerve or to the nerves.

neuralgia (nu-ral'je-ah) [Gr. *νεῦρον* nerve + *ἄλγος* pain]. Pain in a nerve or in nerves, or radiating along the course of a nerve; a name applied to pain, which may result from any one or more of a great variety of morbid conditions. Neuralgic pain is of a severe darting or throbbing character, intermittent, and is attended by sensitiveness of the skin and by the presence of tender points (*punc'ta doloro'sa*) where the cutaneous branches of the nerve are given off from the deeper parts. Many varieties of neuralgia are distinguished according to the part affected or to the cause, as bronchial, facial, occipital, supraorbital, etc., and anemic, diabetic, gouty, malarial, syphilitic, etc. **cardiac n.**, angina pectoris. **degenerative n.**, that which occurs in persons of advanced age, and is marked by signs of degeneration in the central nervous system. **epileptiform n.**, tic douloureux. **n. facia'lis ve'ra**, geniculate neuralgia. **geniculate n.**, neuralgia involving the geniculate ganglion which is the sensory mechanism of the facial nerve. The pain is limited to the middle ear and the auditory canal. It is called also *geniculate otalgia*, *Hunt's n.*, and *n. facialis vera*. **hallucinatory n.**, a

mental impression of pain without any actual peripheral pain. **Hunt's n.**, geniculate neuralgia. **idiopathic n.**, neuralgia that is not accompanied by any structural change. **intercostal n.**, neuralgia of the intercostal nerves causing pain in the side. **mammary n.**, neuralgic pain in the breast. **Morton's n.**, neuralgia in the metatarsophalangeal joint of the third and fourth toes. It is caused by slight dislocation producing pressure on the digital branch of the external plantar nerve. **nasociliary n.**, pain in the eyes, brow, and root of the nose. **otic n.**, geniculate neuralgia. **red n.**, erythromelalgia. **reminiscent n.**, a mental impression of neuralgic pain persisting after the actual pain has ceased. **sciatic n.**, sciatica. **Sluder's n.**, neuralgia of the splenopalatine ganglion. **stump-n.**, neuralgia in the seat of an amputation. **supra-orbital n.**, neuralgia of the supra-orbital nerve. **symptomatic n.**, neuralgia in which there is slight structural change

neuralgic (nu-ral'jik). Pertaining to or of the nature of neuralgia.

neuralgiform (nu-ral'je-form). Like neuralgia.

neuralgin (nu-ral'jin). A proprietary mixture of caffein, antifebrin, and sodium salicylate: antirheumatic. Dose, 8–45 gr. (0.5–3 gm.).

neuralthein (nu-ral-the'in). Sodium paraethyloxyphenyl aminomethane, $C_2H_5O.C_6H_4.NH.CH_2.SO_2.ONa$· used as a febrifuge. Dose, 4–8 gr. (0.25–0.5 gm.).

neuralward (nu'ral-ward). Same as *neurad*.

neuramebimeter (nu"ram-e-bim'et-er) [Gr. *νεῦρον* nerve + *ἀμοιβή* response + *μέτρον* measure]. An instrument for measuring the reaction-time of the nerves.

neuranagenesis (nu"ran-ah-jen'es-is) [Gr. *νεῦρον* nerve + *ἀναγεννᾶν* to regenerate]. Regeneration or renewal of nerve tissue.

neurangiosis (nu"ran-je-o'sis) [Gr. *νεῦρον* nerve + *ἀγγεῖον* vessel]. A neurosis of the blood-vessels.

neurapophysis (nu-rap-of'is-is) [Gr. *νεῦρον* nerve + *apophysis*]. The structure forming either side of the neural arch; also the part supposedly homologous with the above in a so-called cranial vertebra.

neurarchy (nu'rar-ke) [Gr. *νεῦρον* nerve + *ἄρχη* rule]. The control of the cerebrospinal system over the body.

neurarthropathy (nu-rar-throp'ath-e). Joint disease combined with disease of the nerves.

neurasthenia (nu-ras-the'ne-ah, nu"ras-the-ni'ah) [Gr. *νεῦρον* nerve + *ἀσθένεια* debility]. Nervous prostration; a nervous disorder characterized by abnormal fatiguability. The name for a group of symptoms resulting from some functional disorder of the nervous system, with severe depression of the vital forces. It is usually due to prolonged and excessive expenditure of energy, and is marked by tendency to fatigue, lack of energy, pain in the back, loss of memory, insomnia, constipation, loss of appetite, etc. **acoustic n.**, neurasthenia marked by deafness of varying degrees. **adrenal n.**, neurasthenia due to defective or disordered adrenal activity. **angioparalytic n., angiopathic n.**, a condition in neurasthenic patients in which there is a constant sense of the pulsebeat. **cardiac n.** See *cardioneurosis*. **cardiovascular n.**, phrenocardia. **cerebral n.**, a variety characterized by mental and visual disturbances and other head symptoms. **gastric n.**, a form characterized by functional stomach complications. **n. gra'vis**, a severe form of neurasthenia with great exhaustion on the slightest exertion. **grippal n.**, neurasthenia occurring as a sequel of influenza. **obsessive n.**, psychasthenia. **optic n.**, neurasthenia attended with contraction of the field of vision. **n. præ'cox**, neurasthenia occurring during adolescence. **prostatic n.**, a neurasthenic condition due to prostatic hyperemia and hyperesthesia. **pulsating n.** Same as *angioparalytic n.* **n. pu'ra**, true neurasthenia. **sexual n.**, a variety associated with disorders of the sexual function. **spinal n.**, neurasthenia with marked spinal cord symptoms. **traumatic n.**, neurasthenia following shock or injury; accident neurosis.

neurastheniac (nu-ras-the'ne-ak). A person suffering from neurasthenia.

neurasthenic (nu-ras-then'ik). Pertaining to or affected with neurasthenia.

neurataxia, neurataxy (nu-rat-aks'e-ah, nu'rat-aks-e) [Gr. *νεῦρον* nerve + *ataxia*]. Neurasthenia.

neuratrophia, neuratrophy (nu-rat-ro'fe-ah, nu-rat'ro-fe) [Gr. *νεῦρον* nerve + *ἀτροφία* atrophy]. Impaired nutrition of the nervous system.

neuratrophic (nu-rat-rof'ik). 1. Characterized by atrophy of the nerves. 2. A person affected with atrophy of the nerves.

neuraxial (nu-raks'e-al). Pertaining to the neuraxis.

neuraxis (nu-raks'is) [Gr. *νεῦρον* nerve + *ἄξις* axis]. 1. An axis-cylinder process. See *axon*. 2. The cerebrospinal axis.

neuraxitis (nu-rak-si'tis) [Gr. *νεῦρον* nerve + *ἄξις* axis + *itis* inflammation]. Encephalitis. **epidemic n.**, epidemic encephalitis.

neuraxon (nu-raks'on) [Gr. *νεῦρον* nerve + *ἄξων* axis]. Any axis-cylinder process. See *axon*.

neure (nūr). A nerve-cell with all its processes; a neuron.

neurectasia, neurectasis, neurectasy (nu-rek-ta'ze-ah, nu-rek'tas-is, nu-rek'tas-e) [Gr. *νεῦρον* nerve + *ἔκτασις* stretching]. The surgical stretching of a nerve.

neurectomy (nu-rek'to-me) [Gr. *νεῦρον* nerve + *ἐκτομή* excision]. The excision of a part of a nerve. **opticociliary n.**, excision of the optic and ciliary nerves.

neurectopia, neurectopy (nu-rek-to'pe-ah, nu-rek'to-pe) [Gr *νεῦρον* nerve + *ἔκτοπος* out of place]. Displacement of a nerve or abnormal situation of a nerve.

neurenergen (nu-ren'er-jen) [Gr. *νεῦρον* nerve + *ἔργον* work + *γεννᾶν* to produce]. A substance which, it is supposed, is absorbed by the neurons from the bodily fluids and serves to maintain their energy.

neurenteric (nu-ren-ter'ik) [Gr. *νεῦρον* nerve + *ἔντερον* bowel]. Pertaining to the medullary tube of the embryo and to the archenteron.

neurepithelial (nu-rep-e-the'le-al). Pertaining to neurepithelium.

neurepithelium (nu-rep-e-the'le-um) [Gr. *νεῦρον* nerve + *epithelium*]. 1. The epithelium forming the nerve terminations of the organ of Corti and the retina. 2. The epiblast, which becomes the cerebrospinal axis.

neurergic (nu-rer'jik) [Gr. *νεῦρον* nerve + *ἔργον* work]. Pertaining to or dependent on nerve action.

neurexaíresis (nu"rek-si-re'sis) [Gr *νεῦρον* nerve + *ἐξαιρεῖν* to extract]. Operation of tearing out nerves.

neurhypnology (nūr-hip-nol'o-je). Same as *neurohypnology*.

neuriatry (nu-ri'at-re) [Gr. *νεῦρον* nerve + *ἰατρεία* medication]. The treatment of nervous diseases.

neuricity (nu-ris'it-e) [Gr. *νεῦρον* nerve]. The specific energy peculiar to the nervous system.

neuridin (nu'rid-in). Spermin isolated from fresh human brain.

neurilemma (nu-ril-em'ah) [Gr. *νεῦρον* nerve + *λέμμα* sheath]. The thin membranous outer covering surrounding the myelin sheath of a nerve-fiber or the axis-cylinder of a non-medullated nerve-fiber. Called also *primitive sheath, sheath of Schwann*, and *nucleated sheath*. See under *nerve*.

neurilemmitis (nu"ril-em-i'tis). Inflammation of the neurilemma.

neurility (nu-ril'it-e). The sum of the attributes and functions of nerve tissue.

neurilla (nu-ril'ah). A proprietary nerve tonic said to contain scutellaria.

neurimotility (nu"ri-mo-til'it-e). See *nervimotility*.

neurimotor (nu-rim-o'tor). Same as *nervimotor*.

neurin (nu'rin) [Gr. *νεῦρον* nerve]. 1. The most important of the albuminoid constituents of the nervous tissues. 2. A poisonous ptomain, vinyl trimethyl ammonium hydroxid, $CH_2.CH.N.(CH_3)_3.OH$, found in decaying fish, fungi, etc., and produced by the decomposition of protagon. 3. A therapeutic extract of nerve tissue. Neurin has been strongly recommended as an injection in treatment of cancer.

neurin-tuberculin (nu"rin-tu-ber'ku-lin). A solution of tuberculin in neurin.

neurinoma (nu-rin-o'mah) [Gr. *νεῦρον* nerve + *-ωμα* tumor]. A benign tumor of a nerve originating in the sheath of Schwann and composed of glia tissue.

neurinomatosis (nu"rin-o-mat-o'sis). Same as *neurinoma*.

neurit, neurite (nu'rit, nu'rīt). Any axis-cylinder process from a nerve-cell; a neuron.

neuritic (nu-rit'ik). Pertaining to or affected with neuritis.

neuritis (nu-ri'tis). Inflammation of a nerve. The condition is attended by pain and tenderness over the nerves, anesthesia, disturbances of sensation, paralysis, wasting, and disappearance of the reflexes. **adventitial n.**, that which affects the sheath of a nerve. **alcoholic n.**, a form due to alcoholism. **ascending n.**, that which progresses centrad or centripetally toward the brain or spinal cord. **axial n.**, inflammation of the central part of a nerve. **central n.**, parenchymatous neuritis. **degenerative n.**, neuritis in which there is degeneration of the proper nerve substance. **descending n.**, that which progresses centrifugally or away from the brain and spinal cord. **diabetic n.**, that which is associated with diabetes. **diphtheric n.**, a form resulting from diphtheria. **disseminated n.**, parenchymatous neuritis. **Eichhorst's n.**, neuritis fascians. **endemic n.** See *beriberi*. **facial n.**, Bell's palsy. **fallopian n.**, neuritis of the facial nerve in the fallopian canal. **n. fas'cians**, neuritis in which the lesions of the nerve-sheath seem to affect also the interstitial tissue of the muscles. Called also *Eichhorst's n.* **interstitial n.**, inflammation of the connective tissue of a nerve-trunk. **intra-ocular n.**, neuritis of the retinal part of the optic nerve. **leprous n.**, a form associated with true leprosy. **Leyden's n.**, lipomatous neuritis. **lipomatous n.**, that in which the nerve-fibers are destroyed and a fatty connective tissue takes their place. **lymphatic n.** See *mesoneuritis*. **malarial n.**, a form due to malarial poisoning. **malarial multiple n.**, a disease endemic in Jamaica. **n. mi'grans, migrating n.**, a form which ascends one nerve to a center and then descends another nerve. **multiple n.**, that which affects several nerves at once. It is due to various causes, especially to alcoholic or other poisoning, to diphtheria, pneumonia, and other infectious diseases. See *polyneuritis*. **n. nodo'sa**, a form characterized by the formation of nodes on the nerves. **optic n.**, inflammation of the optic nerve. It may affect the part of the nerve within the eyeball (*papillitis*) or the portion behind the eyeball (*retrobulbar n.*). **parenchymatous n.**, neuritis affecting principally the medullary substance and axis-cylinders. **peripheral n.**, inflammation of the nerve-endings or of terminal nerves. **post-febrile n.**, that which mostly follows an attack of severe exanthematous disease. **postocular n.**, retrobulbar optic neuritis. **pressure n.**, a form due to compression. **n. puerpera'lis traumat'ica**, traumatic maternal birth paralysis. **retrobulbar n.** See *optic n.* **rheumatic n.**, a form associated with rheumatic symptoms. **sciatic n.** Same as *sciatica*. **segmental n., segmentary n.**, parenchymatous neuritis existing in segments which are separated by portions of nearby healthy nerves. **senile n.**, a form that attacks the legs and feet of aged people. **sympathetic n.**, that form which involves an opposite nerve without invading a nerve-center. **tabetic n.**, a form associated with locomotor ataxia. **toxic n.**, that which is due to some poison. **traumatic n.**, that which is caused by an injury.

neuro-amebiasis (nu"ro-am-e-bi'as-is). Neuritis due to amebic dysentery.

neuro-anatomy (nu"ro-an-at'o-me) [Gr. *νεῦρον* nerve + *anatomy*]. The anatomy of the nervous system.

neuro-arthritism (nu-ro-ar'thrit-izm). The nervous and gouty diathesis.

neuro-arthropathy (nu"ro-ar-throp'ath-e) [Gr. *νεῦρον* nerve + *ἄρθρον* joint + *πάθος* disease]. Any disease of joint structures associated with disease of the central nervous system.

neurobion (nu-ro-bi'on) [Gr. *νεῦρον* nerve + *βίος* life]. 1. Any one of the delicate granules filling the nerve-cells. 2. Any one of the hypothetic ultramicroscopic particles of living matter concerned in the regeneration of nerves.

neurobiotaxis (nu"ro-bi-o-taks'is) [Gr. *νεῦρον* nerve + *biotaxis*]. The tendency of cell bodies during development to migrate in the direction from which they habitually receive their stimuli.

neuroblast (nu'ro-blast) [Gr. *νεῦρον* nerve + *βλαστός* germ]. Any embryonic cell from which nervous tissue is formed, an immature nerve-cell.

neuroblastoma (nu"ro-blas-to'mah). A tumor consisting of cells which tend to differentiate into nerve-cells. Called also *neurocytoma*. **n. sympath'icum, n. sympathet'icum**, a tumor of sympathetic nerve-cell origin located in the adrenals.

neurocain (nu-ro-ka'in). Billets of cocain hydrochlorid containing $\frac{1}{12}$ gr. (0.005 gm.) each. Used for pressure anesthesia and in dental practice.

neurocanal (nu-ro-kan-al') [Gr. *νεῦρον* nerve + *canal*]. The central canal of the spinal axis.

neurocardiac (nu-ro-kar'de-ak) [Gr. *νεῦρον* nerve + *καρδία* heart]. Pertaining to the nervous system and the heart.

neurocele (nu'ro-sēl) [Gr. *νεῦρον* nerve + *κοῖλον* hollow]. The ventricles of the brain and the central canal of the cord taken together.

neurocentrum (nu-ro-sen'trum). One of the embryonic vertebral elements from which the spinous processes of the vertebræ are developed.

neuroceptor (nu'ro-sep-tor) [Gr. *νεῦρον* nerve + L. *cap're* to take]. One of the terminal elements of a dendrite which receives the stimulus from the neuromittor of the adjoining neuron. Called also *ceptor*.

neuroceratin (nu-ro-ser'at-in). Neurokeratin.

neurochitin (nu-ro-ki'tin) [Gr. *νεῦρον* nerve + *χιτών* tissue]. The substance that forms the framework support of nerve-fibers.

neurochondrite (nu-ro-kon'drīt) [Gr. *νεῦρον* nerve + *χόνδρος* cartilage]. One of the embryonic cartilaginous elements which develop into the neural arch of a vertebra.

neurochondrous (nu-ro-kon'drus) [Gr. *νεῦρον* nerve + *χόνδρος* cartilage]. Fibrocartilaginous.

neurochorioretinitis (nu"ro-ko"re-o-ret-in-i'tis) [Gr. *νεῦρον* nerve + *chorioretinitis*]. Inflammation of the optic nerve, choroid, and retina.

neurochoroiditis (nu"ro-ko-roid-i'tis). Inflammation of the choroid coat and ciliary nerves.

neurocirculatory asthenia (nu-ro-cir'cu-la-to-re). See under *asthenia*.

neuroclonic (nu-ro-klon'ik) [Gr. *νεῦρον* nerve + *κλόνος* spasm]. Characterized by nervous spasms.

neurocranial (nu-ro-kra'ne-al). Pertaining to the neurocranium.

neurocranium (nu-ro-kra'ne-um). The portion of the cranium which incloses the brain.

neurocrine (nu'ro-krīn) [Gr *νεῦρον* nerve + *κρίνειν* to secrete]. Noting an endocrine influence on the nerves.

neurocyte (nu'ro-sīt) [Gr. *νεῦρον* nerve + *κύτος* cell]. A nerve-cell of any kind, a neuron.

neurocytoma (nu"ro-si-to'mah). Neuroblastoma.

neurodealgia (nu-ro-de-al'je-ah) [Gr. *νευρῶδης* retina + *ἄλγος* pain]. Pain in the retina.

neurodeatrophia (nu-ro"de-at-ro'fe-ah) [Gr. *νευρῶδης* retina + *atrophia*] Retinal atrophy.

neurodegenerative (nu"ro-de-jen'er-a-tiv). Relating to or marked by nervous degeneration.

neurodendrite, neurodendron (nu-ro-den'drīt, nu-ro-den'dron) [*neuron* + *dendron*]. Any process of a nerve-cell combining the features of a neuron and a dendron.

neuroderm (nu'ro-derm). The ectoderm or epiblast.

neurodermatitis (nu"ro-der-mat-i'tis) [Gr. *νεῦρον* nerve + *δέρμα* skin]. A skin inflammation of nervous origin.

neurodermatosis (nu"ro-der-mat-o'sis). Dermatoneurosis.

neurodermite (nu-ro-der'mīt). A skin lesion in neurodermatitis.

neurodermitis (nu"ro-der-mi'tis). Same as *neurodermatitis*.

neurodiagnosis (nu"ro-di-ag-no'sis) [Gr. *νεῦρον* nerve + *diagnosis*]. The diagnosis of diseases of the nervous system.

neurodin (nu-ro'din). 1. A base, $C_5H_{10}N_2$, one of the products of the decomposition of flesh. 2. Acetyl-para-oxyphenyl-urethan, $C_6H_4(OCO\text{-}CH_3)NH.COOC_2H_5$, a patented remedy in colorless crystals, soluble in 1400 parts of water and 140 parts of water at 100° C. It is used as an antineuralgic in rheumatism, sciatica, migraine, etc., and as an antipyretic in pneumonia, typhoid fever, scarlatina, etc Antipyretic dose, 7½ gr. (0.5 gm.); antineuralgic dose, 15–23 gr. (1–1.5 gm.).

neurodocitis (nu-ro-do-si'tis). Inflammation of nerve roots resulting from compression in osseous or aponeurotic canals outside of the meninges (Sicard).

neurodynamic (nu"ro-di-nam'ik) [Gr. *νεῦρον* nerve + *δύναμις* force]. Relating to nervous energy.

neurodynia (nu-ro-din'e-ah) [Gr. *νεῦρον* nerve + *ὀδύνη* pain]. Pain in a nerve or in nerves.

neuro-electrotherapeutics (nu"ro-e-lek"tro-ther-ap-u'tiks). The treatment of nervous diseases by electricity.

neuro-enteric (nu-ro-en-ter'ik). Neurenteric

neuro-epidermal (nu"ro-ep-id-er'mal) [Gr. *νεῦρον* nerve + *epidermis*]. Pertaining to or giving origin to the nervous and epidermal tissues.

neuro-epithelial (nu"ro-ep-i-the'le-al). Pertaining to or composed of neuro-epithelium.

neuro-epithelioma (nu"ro-ep-i-the-le-o'mah). A tumor composed of neuro-epithelium.

neuro-epithelium (nu"ro-ep-i-the'le-um) [Gr. *νεῦρον* nerve + *epithelium*]. 1. A specialized epithelium forming the perceptive elements of the organs of special sense, as the hair-cells of the organ of Corti or the rods and cones of the retina. 2. The epithelium of the epiblast whence the cerebrospinal axis is developed.

neuro-equilibrium (nu"ro-e-kwi-lib're-um). The condition of even tension in the nervous system favorable to a ready response to stimuli.

neurofebrin (nu-ro-feb'rin). A mixture of neuronal and antifebrin.

neurofibril, neurofibrilla (nu-ro-fi'bril, nu-ro-fi-bril'ah). The supposed conducting element of the nerve-fibers and nerve-cells; a fiber forming a delicate network in the nerve-cells, and passing out of their processes and ending in or around a muscle or sense-cell.

neurofibrillar (nu-ro-fi-bril'ar). Of or relating to the neurofibrils.

neurofibroma (nu"ro-fi-bro'mah) [*neuroma* + *fibroma*]. A connective-tissue tumor of the nerve-fiber fascicule, formed by proliferation of the perineurium and endoneurium.

neurofibromatosis (nu"ro-fi-bro-mat-o'sis). A condition marked by the formation of multiple pedunculated soft tumors (neurofibromata) distributed over the entire body associated with areas of pigmentation. Called also *multiple neuroma*, *neuromatosis*, and *Recklinghausen's disease*.

neurofibrositis (nu"ro-fi-bro-si'tis). Inflammation of nerve filaments; also inflammation of muscle-fibers (fibrositis) involving sensory nerve filaments.

neurofil (nu'ro-fil) [Gr. *νεῦρον* nerve]. A network of processes springing from the beginning of the axis-cylinder and surrounding the cell.

neurofixation (nu"ro-fik-sa'shun). Development of syphilis of the nervous system following the successful treatment of a syphilitic skin lesion by one of the arsenical preparations

neuroganglilitis (nu"ro-gan-gle-i'tis). Inflammation of a neuroganglion.

neuroganglion (nu-ro-gang'le-on). A ganglion, or mass of nervous matter.

neurogastric (nu-ro-gas'trik). Involving the nerves of the stomach.

neurogen (nu'ro-jen). A substance supposed to exist at the synapse and liberate nervous energy.

neurogenesis (nu-ro-jen'es-is) [Gr. *νεῦρον* nerve + *γένεσις* production]. The development of nervous tissue.

neurogenetic (nu"ro-jen-et'ik). Pertaining to neurogenesis.

neurogenic (nu-ro-jen'ik) [Gr. *νεῦρον* nerve + *γεννᾶν* to produce]. Forming nervous tissue, or stimulating nervous energy.

neurogenous (nu-roj'en-us). Arising in the nervous system; arising from some lesion of the nervous system.

neuroglia (nu-rog'le-ah) [Gr. *νεῦρον* nerve + *γλία* glue]. The supporting structure of nervous tissue (Virchow, 1854). It consists of a fine web of tissue made up of modified ectodermic elements, in which are inclosed peculiar branched cells known as *glia-cells*. Called also *bind-web*. **n.-holes**, certain perforations in Purkinje's cells.

neurogliar, neuroglic (nu-rog'le-ar, nu-rog'lik). Pertaining to the neuroglia.

neuroglioma (nu"ro-gli-o'mah) [*neuroma* + *glioma*]. Glioma containing nerve-cells; a tumor made up of neurogliar tissue. **n. gangliona're**, a glioma in which ganglion-cells are embedded.

neurogliosis (nu-rog-le-o'sis). A condition marked by diffuse formation of neurogliomas. **n. gangliocellula'ris diffu'sa**, epiloia.

neurogram (nu'ro-gram) [Gr. *νεῦρον* nerve + *γράμμα* mark]. Prince's name for residua of past cerebral activities which make up the brain disposition and thus take part in the formation of personality.

neurography (nu-rog'raf-e) [Gr. *νεῦρον* nerve + *γράφειν* to write]. A treatise on or description of the nerves.

neurohematology (nu"ro-hem-at-ol'o-je). The study of blood-changes occurring in diseases of the nervous system.

neurohistology (nu"ro-his-tol'o-je). The histology of the nervous system.

neurohypnologist (nu"ro-hip-nol'o-jist). An expert in neurohypnology.

neurohypnology (nu"ro-hip-nol'o-je) [Gr. *νεῦρον* nerve + *ὕπνος* sleep + *λόγος* discourse]. The sum of knowledge concerning hypnotic conditions.

neurohypophysis (nu"ro-hi-pof'is-is). The pars nervosa or main part of the posterior lobe of the pituitary body. See *pituitary body*, under *body*.

neuroid (nu'roid) [Gr. *νεῦρον* nerve + *εἶδος* form]. Resembling a nerve.

neuro-induction (nu"ro-in-duk'shun) [Gr. *νεῦρον* nerve + *induʹcere* to persuade]. Mental suggestion.

neuro-inoma (nu"ro-in-o'mah). Neurofibroma.

neuro-inomatosis (nu"ro-in-o-mat-o'sis) [Gr. *νεῦρον* nerve + *ἴς* fiber + *-ωμα* tumor]. Neurofibromatosis.

neurokeratin (nu-ro-ker'at-in) [Gr. *νεῦρον* nerve + *κέρας* horn]. A variety of keratin forming the supporting network of the myelin sheath of medullated nerve-fibers.

neurokinet (nu-ro-kin'et) [Gr. *νεῦρον* nerve + *κινεῖν* to move]. An apparatus for stimulating the nerve by percussion.

neurokym, neurokyme (nu'ro-kim). A nervous process in general; a nervous process.

neurolabyrinthitis (nu"ro-lab-ir-in-thi'tis). Inflammation of the nervous structures of the labyrinth.

neurolecithin (nu-ro-les'ith-in). A proprietary preparation containing lecithin with fats and cholesterin.

neurolemma (nu-ro-lem'ah) [Gr. *νεῦρον* nerve + *λέμμα* sheath]. 1. Neurilemma. 2. The retina.

neurologist (nu-rol'o-jist). An expert in neurology or in the treatment of nervous diseases.

neurology (nu-rol'o-je) [Gr. *νεῦρον* nerve + *λόγος* discourse]. The sum of knowledge regarding the nervous system both normal and in disease

neurolymph (nu'ro-limf). The cerebrospinal fluid.

neurolysin (nu-rol'is-in). A cytolysin which has a specific destructive action upon nerve-cells.

neurolysis (nu rol'is-is) [Gr. *νεῦρον* nerve + *λύσις* solution]. 1. The liberation of a nerve from adhesions. 2. The relief of tension upon a nerve obtained by stretching. 3. Exhaustion of nervous energy. 4. Destruction or dissolution of nerve tissue.

neurolytic (nu-ro-lit'ik). Destructive of nerve substance.

neuroma (nu-ro'mah) [Gr *νεῦρον* nerve]. A tumor or new-growth largely made up of nerve substance; a tumor growing from a nerve. **amputation-n.**, neuroma of a stump after amputation **amyelinic n.**, one containing only non-medullated nerve-fibers. **n. cu'tis**, neuroma seated in the skin. **cystic n.**, a false neuroma, or a myxoma which has become cystic. **false n.**, one which does not contain genuine nerve-fibers. **fascicular n., medullated n.**, a neuroma made up of medullated nerve-fibers. **ganglionated n., ganglionic n.**, one made up of true nerve-cells. **malignant n.**, sarcoma of a nerve structure, usually spindle celled. **multiple n.** See *neuromatosis*. **myelinic n.**, one that contains medullated nerve-fibers. **nevoid n.**, neuroma telangiectodes. **plexiform n.**, a form consisting of nodulous enlargements along the course of the cutaneous nerves. **n. telangiecto'des**, one which contains an excess of blood-vessels. **traumatic n.**, a neuroma seen in wounds and in amputation stumps. **true n.**, a neuroma made up of nerve tissue. **Verneuil's n.**, plexiform neuroma.

neuromalacia, neuromalakia (nu"ro-mal-a'se-ah, nu"ro-mal-a'ke-ah) [Gr. *νεῦρον* nerve + *μαλακία* softening]. Morbid softening of the nerves.

neuromast (nu'ro-mast) [Gr. *νεῦρον* nerve + *μαστός* hill]. A nerve-hillock; a mass of neuro-epithelium constituting a sense organ.

neuromatosis (nu-ro-mat-o'sis). A diseased condition characterized by the presence of many neuromata.

neuromatous (nu-rom'at-us). Affected with or of the nature of neuroma.

neuromechanism (nu-ro-mek'an-izm). The structure and arrangement of the nervous system in relation to function.

neuromere (nu'ro-mēr) [Gr. *νεῦρον* nerve + *μέρος* share]. One of the segments of the embryonic neural tube.

neuromimesis (nu"ro-mi-me'sis) [Gr. *νεῦρον* nerve + *mimesis*]. Hysteric simulation of organic disease.

neuromittor (nu-ro-mit'or) [Gr. *νεῦρον* nerve + L. *mitʹtere* to send]. One of the terminal elements at the peripheral end of a neuron which transfers a stimulus to the neuroceptor of the adjoining neuron. Called also *mittor*.

neuromuscular (nu-ro-mus'ku-lar). Pertaining to nerves and muscles.

neuromyelitis (nu"ro-mi-el-i'tis) [Gr. *νεῦρον* nerve + *μυελός* marrow + *-ιτις* inflammation]. Inflammation of nervous and medullary or myelonic substance; myelitis attended with neuritis. **n. op'tica**, acute myelitis with optic neuritis.

neuromyic (nu-ro-mi'ik) [Gr *νεῦρον* nerve + *μῦς* muscle]. Neuromuscular.

neuromyon (nu-ro-mi'on) [Gr. *νεῦρον* nerve + *μῦς* muscle]. The neural elements in a muscle.

neuromyositis (nu"ro-mi-o-si'tis) [Gr. *νεῦρον* nerve + *myositis*]. Neuritis complicated with myositis.

neuron, neurone (nu'ron, nu'rōn) [Gr. *νεῦρον* nerve]. 1. A nerve-cell with its processes, collaterals, and terminations regarded as a structural unit of the nervous system. See *nerve-cell*. 2. A neuraxon. 3. The cerebrospinal axis **afferent n.**, a neuron which conducts a nervous impulse from a receptor to a center. **bipolar n.**, a neuron having two axons. **correlation n.**, a neuron which takes part in the function of correlating various stimuli into the appropriate response. See *correlation*. **efferent n.**, a neuron which conducts a nervous impulse from a center to an organ of response. **intercalary n.**, a neuron forming the second portion of a peripheral reflex arc. It is situated within the central nervous system and receives the nerve impulse from the peripheral sensory neuron and transmits it to the peripheral motor neuron. **long n.** Same as *axis-cylinder*. **lower motor n's**, the peripheral neurons whose cell bodies lie in the ventral gray columns of the spinal cord. Cf. *upper motor n.* **multiform n.** Same as *polymorphic n.* **peripheral motor n.**, the third neuron in a peripheral reflex arc, receiving the impulse from the intercalary neuron and transmitting it to a voluntary muscle. **peripheral sensory n.**, a neuron forming the receptive part of a peripheral reflex arc. It is situated outside the central nervous system. It has a peripheral branch forming a sensory nerve-fiber and a central branch which enters the central nervous system. Together with the intercalary neuron and the peripheral motor neuron it forms a peripheral reflex arc. Called also *protoneuron*. **polymorphic n.**, a neuron of irregular shape. **postganglionic n.**, an efferent sympathetic neuron which is excited by a preganglionic neuron. **preganglionic n.**, an efferent sympathetic neuron whose cell body lies in the central nervous system. **premotor n.**, a neuron not connected directly with muscle, but serving as a connecting center to command excitation in one or more motor neurons. **projection n.**, one which serves for the transmission of nervous impulses, whether motor or sensory. **pyramidal n.** See *pyramidal cell*, under *cell*. **sensory n.**, one which transmits impulses from

the skin to the cerebral cortex. **short n.**, a local process from a nerve-cell or brain-cell reaching only to a nearby gray mass. **unipolar n.**, a neuron having only one axon. **upper motor n's**, the neurons in the cerebral cortex which conduct impulses from the motor cortex to the motor nuclei of the cerebral nerves or to the ventral gray columns of the spinal cord. Cf. *lower motor n's*.

neuronagenesis (nu"ro-naj-en'es-is) [*neuron* + Gr. *α* neg. + *γεννᾶν* to produce]. Lack of development of neurons.

neuronal (nu'ro-nal) 1. Pertaining to a neuron or neurons. 2. A gray powder, bromdiethylacetamid, slightly soluble in water. used as a hypnotic in doses of 7–15 gr. (0.5–1 gm.).

neuronatrophy (nu-ron-at'ro-fe). Southard and Solomon's term for any nervous disease due to sclerosis of neurons.

neurone (nu'rōn). See *neuron*.

neuronephric (nu-ro-nef'rik). Pertaining to the nervous and renal systems.

neuronic (nu-ron'ik). Pertaining to or affecting a neuron.

neuronidia (nu-ro-nid'e-ah). A proprietary hypnotic for nervous insomnia.

neuronist (nu'ro-nist). An anatomist who considers the nervous system as a mass of neurons.

neuronitis (nu-ro-ni'tis). Inflammation of neurons; degeneration of neurons.

neuronophage (nu-ron'of-āj) [Gr. *νεῦρον* nerve + *φαγεῖν* to eat]. A phagocyte which destroys nerve-cells.

neuronophagia, neuronophagy (nu"ron-o-fa'-je-ah, nu-ron-of'ăj-e) [Gr. *νεῦρον* nerve + *φαγεῖν* to eat]. The destruction of nerve-cells by phagocytic action.

neuronophagocytosis (nu"ro-no-fag-o-si-to'sis). Same as *neuronophagia*.

neuronosis (nu-ro-no'sis) [Gr. *νεῦρον* nerve + *νόσος* disease]. Any disease of nervous origin.

neuronyxis (nu-ro-niks'is) [Gr. *νεῦρον* nerve + *νύξις* puncture]. The surgical puncture of a nerve.

neuro-otology (nu"ro-o-tol'o-je). Neurotology.

neuroparalysis (nu"ro-pa-ral'is-is). Paralysis due to disease of a nerve or nerves.

neuroparalytic (nu"ro-par-al-it'ik). Pertaining to or caused by paralysis of a nerve.

neuropath (nu'ro-path). A person with a hereditary tendency to neurosis.

neuropathic (nu-ro-path'ik). Pertaining to or characterized by a nervous disorder.

neuropathist (nu-rop'ath-ist). A neurologist.

neuropathogenesis (nu"ro-path-o-jen'es-is) [Gr. *νεῦρον* nerve + *pathogenesis*]. The development of nervous disease.

neuropathology (nu"ro-path-ol'o-je) [Gr. *νεῦρον* nerve + *pathology*]. The pathology of the nerves and nerve-centers.

neuropathy (nu-rop'ath-e) [Gr. *νεῦρον* nerve + *πάθος* disease]. 1. Any nervous disease. 2. A system of treatment whereby the activity of the cells of the body can be controlled through the nerve mechanisms governing the given areas.

neurophage (nu'ro-fāj). Same as *neuronophage*.

neurophilic (nu-ro-fil'ik) [Gr. *νεῦρον* nerve + *φιλειν* to love]. Same as *neurotropic*.

neurophonia (nu-ro-fo'ne-ah) [Gr. *νεῦρον* nerve + *φωνή* voice]. A form of nervous disorder in which the patient utters peculiar cries, sometimes like those of certain animals.

neurophthisis (nu-rof'this-is) [Gr. *νεῦρον* nerve + *φθίσις* wasting]. Wasting of nerve tissue.

neurophysiology (nu"ro-fiz-e-ol'o-je) [Gr. *νεῦρον* nerve + *physiology*]. The physiology of the nervous system.

neuropil, neuropile (nu'ro-pil) [Gr. *νεῦρον* nerve + *πίλος* felt]. A network of delicate unmyelinated fibers permeating the entire central

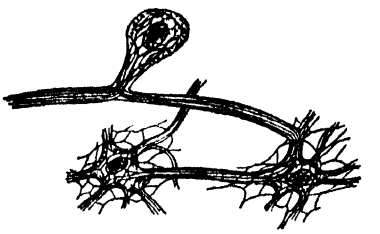

To illustrate the conception of the neuropil (Stiles).

nervous system. It is believed to diffuse and irradiate nervous impulse. Called also *molecular substance* and *dotted substance*.

neuropilem (nu-ro-pi'lem) [Gr. *νεῦρον* nerve + *πίλος* felt] Same as *neuropil*.

neuroplasm (nu'ro-plazm) [Gr. *νεῦρον* nerve + *πλάσμα* something formed]. The undifferentiated basophil protoplasm of a nerve-cell. Same as *axoplasm*. **chorda-n.**, the rudiment in the embryo which develops into the chorda, notochord, and medullary plate.

neuroplasmic (nu-ro-plaz'mik). Of or relating to neuroplasm.

neuroplasty (nu'ro-plas-te) [Gr. *νεῦρον* nerve + *πλάσσειν* to form]. Plastic surgery of a nerve or of the nerves.

neuroplex, neuroplexus (nu'ro-pleks, nu-ro-pleks'us). A plexus of nerves.

neuroploca (nu-rop'lo-kah) [Gr. *νεῦρον* nerve + *πλοκή* web]. A nerve-ganglion.

neuropodion (nu-ro-po'de-on). Neuropodium.

neuropodium (nu-ro-po'de-um), pl. *neuropo'dia* [Gr. *νεῦρον* nerve + *πούς* foot]. Any one of the delicate fibrils forming the termination of axis-cylinder processes of the second type. See *nerve-cell*.

neuropore (nu'ro-pōr) [Gr. *νεῦρον* nerve + *πόρος* pore]. An opening in the anterior end of the neural canal of the embryonic brain.

neuropotential (nu-ro-po-ten'shal). Nerve energy; nerve potential.

neuroprin (nu'ro-prin). A proprietary extract from nervous tissue. said to be a specific nerve tonic.

neuropsychiatry (nu"ro-si-ki'at-re). The branch of medicine which deals with cases that are both neurologic and mental or on the borderland between.

neuropsychic (nu-ro-si'kik) [Gr. *νεῦρον* nerve + *ψυχή* mind]. Pertaining to the nerve-center concerned in mental processes

neuropsychopathy (nu"ro-si-kop'ath-e) [Gr. *νεῦρον* nerve + *ψυχή* mind + *πάθος* disease]. A diseased condition of the nerves and mind.

neuropsychosis (nu"ro-si-ko'sis) [Gr. *νεῦρον* nerve + *psychosis*]. Nervous disease complicated with mental disorder.

neuropyra (nu-ro-pi'rah) [Gr. *νεῦρον* nerve + *πῦρ* fever]. Nervous fever.

neuropyretic (nu"ro-pi-ret'ik). Pertaining to nervous fever.

neurorecidive (nu"ro-ra-se-dēv'). Neurorelapse.

neurorecurrence (nu"ro-re-kur'ens). Neurorelapse.

neurorelapse (nu"ro-re-laps'). A peculiar outburst of neurosyphilis precipitated by insufficient treatment with arsphenamin, and characterized by various nervous symptoms. Called also *neurorecidive* and *neurorecurrence*.

neuroretinitis (nu"ro-ret-in-i'tis). Inflammation of the optic nerve and retina.

neurorrhaphy (nu-ror'af-e) [Gr. *νεῦρον* nerve + *ῥαφή* stitch]. The suturing of a cut nerve.

neurorrheuma (nu-ror-u'mah) [Gr. *νεῦρον* nerve + *ῥεῦμα* flow]. Nervous energy.

Neurorrhyctes hydrophobiae (nu-ro-rik'tēs hi-dro-fo'be-e). Same as *Negri bodies*. See under *body*.

neurosal (nu-ro'sal). Pertaining to a neurosis.

neurosarcokleisis (nu"ro-sar-ko-kli'sis) [Gr. *νεῦρον* nerve + *σάρξ* flesh + *κλείσις* closure]. An operation performed for neuralgia, done by relieving pressure on the affected nerve by partial resection of the bony canal through which it passes, and transplanting it (the nerve) among the soft tissues.

neurosarcoma (nu"ro-sar-ko'mah). A sarcoma with neuromatous elements.

neurosclerosis (nu"ro-skle-ro'sis) [Gr. *νεῦρον* nerve + *σκλήρός* hard]. The hardening of the substance of a nerve or nerve-center.

neurosin (nu-ro'sin). A preparation of calcium glycerophosphate: hypnotic and anodyne.

neurosis (nu-ro'sis) [Gr. *νεῦρον* nerve]. 1. A nervous disease, more especially a functional disorder of the nervous system; a disorder of the nervous system not dependent on any discoverable lesion. 2. The neural process corresponding to a mental phenomenon. **accident n.**, a neurosis with hysteric symptoms caused by accident or injury. **anxiety n.**, a form of neurosis characterized by anxious apprehensions. **association n.**, a condition in which an abnormal mental experience tends to be reproduced, with all its original mental and physical phenomena, when an idea related to the original experience is brought into the mind. **craft n.** Same as *occupation n.* **crampus n.**, a neurosis marked by tonic spasms and cramps on attempts at motion. Called also *conversion hysteria*. **cyclists' n.**, a sensitive condition of the skin of the thighs, perineum, and scrotum from excessive riding of the bicycle. **expectation n.**, a neurotic condition in which the expectation of an occurrence induces mental tension, etc **fatigue n.**, a neurosis due to nerve tire, as neurasthenia or psychasthenia. **gas n.**, a condition similar to shell shock seen in persons who have been gassed. **occupation-n., professional n.**, a nervous disease due to the patient's employment. See *copodyskinesia*. **sexual n.**, a neurosis of the sexual function. **torsion n.**, dysbasia lordotica progressiva. **traumatic n.**, one which results from an injury. **war n.**, shell shock, or any nervous disease or condition brought on by war conditions. **Westphal's n.**, hysteria with symptoms that simulate multiple sclerosis.

neurosism (nu'ro-sizm). Neurasthenia.

neuroskeleton (nu-ro-skel'et-on) [Gr. *νεῦρον* nerve + *σκελετόν* skeleton]. The true bony or vertebrate skeleton; the endoskeleton.

neurosome (nu'ro-sōm) [Gr. *νεῦρον* nerve + *σῶμα* body]. 1. The body of a nerve-cell. 2. Any one of a set of minute particles in the ground-substance of the protoplasm of the neurons, and especially in that of the axis-cylinder and its terminal branches.

neurospasm (nu'ro-spazm) [Gr. *νεῦρον* nerve + *σπασμός* spasm]. The nervous twitching of a muscle.

neurosplanchnic (nu-ro-splangk'nik). Pertaining to the cerebrospinal and sympathetic nervous system.

neurospongium (nu-ro-spon'je-um) [Gr. *νεῦρον* nerve + *σπόγγος* sponge]. A meshwork or feltwork of nerve-fibrils; neuroglia.

neurostearic (nu"ro-ste-ar'ik) [Gr. *νεῦρον* nerve + *στέαρ* fat]. Derived from the fatty elements of the nerve substance.

neurosthenia (nu-ro-sthe'ne-ah) [Gr. *νεῦρον* nerve + *σθένος* strength]. Great nervous power and excitement.

neurosurgeon (nu-ro-sur'jun). A surgeon who specializes in work on the nervous system.

neurosurgery (nu-ro-ser'jer-e). Surgery of the nervous system.

neurosuture (nu-ro-su'tchur). Same as *neurorrhaphy*.

neurosyphilis (nu-ro-sif'il-is). Syphilis of the central nervous system.

neurotabes (nu-ro-ta'bēz) [Gr. *νεῦρον* nerve + *tabes*]. Multiple peripheral neuritis with symptoms like those of locomotor ataxia See *pseudotabes*. **n. diabet'ica**. See *tabes diabetica*.

neurotagma (nu-ro-tag'mah) [Gr. *νεῦρον* nerve + *τάγμα* arrangement]. A linear arrangement of the structural elements of a nerve-cell.

neurotendinous (nu-ro-ten'din-us). Pertaining to both nerve and tendon.

neurotension (nu-ro-ten'shun). Same as *neurectasis*.

neurothecitis (nu"ro-the-si'tis) [Gr. *νεῦρον* nerve + *θήκη* sheath]. Inflammation of a nerve-sheath.

neurothele (nu-ro-the'le) [Gr. *νεῦρον* nerve + *θηλή* nipple]. A nervous papilla.

neurotheleitis, neurothelitis (nu"ro-the-le-i'tis, nu-ro-the-li'tis) [see *neurothele* + Gr. *-ιτις* inflammation]. Inflammation of a nervous papilla.

neurotherapeutics (nu"ro-ther-ap-u'tiks). Neurotherapy.

neurotherapy (nu-ro-ther'ap-e) [Gr. *νεῦρον* nerve + *θεραπεία* treatment]. 1. The treatment of nervous disorders. 2. A term proposed for psychotherapy on the ground that the basis of such treatment is the employment of all sources of nervous activity.

neurothlipsis (nu-ro-thlip'sis) [Gr. *νεῦρον* nerve + *θλῖψις* pressure]. Pressure on a nerve or irritation of a nerve.

neurotic (nu-rot'ik). 1. Pertaining to or affected with a neurosis. 2. Pertaining to the nerves. 3. A nervous person in whom emotions predominate over reason.

neurotica (nu-rot'ik-ah) [Gr. *νεῦρον* nerve]. Functional nervous disorders.

neuroticism (nu-rot'is-izm). A state of perverted or excessive nervous action.

neurotization (nu"rot-iz-a'shun). 1. The regeneration of a nerve after its division. 2. The operation of implanting a nerve into a paralyzed muscle.

neurotology (nu-ro-tol'o-je) [Gr. *νεῦρον* nerve + *otology*]. The branch of otology which deals with the internal ear and its associated intracranial nerve pathways; the neurologic phase of otology.

neurotome (nu'ro-tōm) [Gr. *νεῦρον* nerve + *τέμνειν* to cut]. 1. A needle-like knife for dissecting the nerves. 2. Same as *neuromere*.

neurotomy (nu-rot'o-me) [Gr. *νεῦρον* nerve + *τέμνειν* to cut]. 1. The dissection or anatomy of the nerves. 2. The surgical cutting of a nerve. **opticociliary n.**, division of the optic and ciliary nerves for prevention of sympathetic ophthalmia. **retrogasserian n.**, division of the posterior root of the gasserian ganglion for facial neuralgia.

neurotone (nu'ro-tōn). Spermonuclein salicylate, used as a tonic and in the treatment of morphinism.

neurotonic (nu-ro-ton'ik) [Gr. *νεῦρον* nerve + *tonic*]. Having a tonic effect upon the nerves.

neurotony (nu-rot'o-ne) [Gr *νεῦρον* nerve + *τείνειν* to stretch]. Same as *nerve-stretching*.

neurotoxia (nu-ro-toks'e-ah). A toxic condition of the nervous system; neurasthenia regarded as an autointoxication.

neurotoxic (nu-ro-tok'sik). Poisonous or destructive to nerve tissue: applied especially to an antibody produced by injecting nerve-cells into an animal.

neurotoxin (nu-ro-tok'sin) [Gr. *νεῦρον* nerve + *toxin*]. A toxin antagonistic to nerve-cells.

neurotrauma (nu-ro-traw'mah) [Gr. *νεῦρον* nerve + *trauma*]. Wounding of a nerve.

neurotripsy (nu-ro-trip'se) [Gr. *νεῦρον* nerve + *τρίβειν* to rub]. The crushing or bruising of a nerve.

neurotrophasthenia (nu"ro-tro-fas-the'ne-ah) [Gr. *νεῦρον* nerve + *τροφή* nutrition + *ἀσθένεια* weakness]. Defective nutrition of the nervous system.

neurotrophic (nu-ro-trof'ik). Relating to nutrition and due to nervous influence.

neurotrophy (nu-rot'ro-fe) [Gr. *νεῦρον* nerve + *τροφή* nutrition]. Nutrition of nerve tissue.

neurotropic (nu-ro-trop'ik). Having a chemical affinity for nervous tissue.

neurotropism (nu-rot'ro-pizm) [Gr. *νεῦρον* nerve + *τρέπειν* to twist] Special affinity for nervous tissue, particularly the attractive influence which nervous tissue exerts upon certain nutritive and other substances

neurotropy (nu-rot'ro-pe). Same as *neurotropism*.

neurotrosis (nu-ro-tro'sis) [Gr. *νεῦρον* nerve + *τρῶσις* wound]. Neurotrauma.

neurovaccine (nu-ro-vak'sin) Vaccine virus prepared by growing the virus on the brain of a rabbit; said to have the advantage over calf lymph of being free from secondary contamination.

neurovaricosis (nu"ro-var-ik-o'sis) [Gr. *νεῦρον* nerve + *varicose*]. A varicose state of the fibers of a nerve.

neurovascular (nu-ro-vas'ku-lar). Both nervous and vascular.

neurovisceral (nu-ro-vis'er-al). Same as *neurosplanchnic*.

neuro-vita (nu-ro-vi'tah). A proprietary pulp-protecting preparation for dental work.

neurula (nu'ru-lah) [Gr. *νεῦρον* nerve + dim. *-ula*]. The first appearance of the nervous system in the developing embryo.

neururgic (nu-rer'jik) [Gr. *νεῦρον* nerve + *ἔργον* work]. Pertaining to nerve action.

neurypnology (nu-rip-nol'o-je). Same as *neurohypnology*.

Neusser's granules (noi'serz) [Edmund von *Neusser*, Austrian physician, 1852–1912]. See *granule*.

neutral (nu'tral) [L. *neu'tralis; neu'ter* neither]. Neither acid nor basic. **n. red.** See under *red*

neutralite (nu'tral-īt). A proprietary asbestos preparation used in soldering in prosthetic dental work.

neutrality (nu-tral'it-e). The state of being neutral.

neutralize (nu'tral-īz). To render neutral or ineffective.

neutralon (nu'tral-ōn). A proprietary preparation of soluble aluminum silicate: used to neutralize excess of hydrochloric acid in the stomach.

neutroclusion (nu-trok-lu'zhun). Normal occlusion. See *occlusion*.

neutron (nu'tron). A hypothetic electrically neutral, massless molecule.

neutropenia (nu-tro-pe'ne-ah) [*neutrophil* + Gr. *πενία* poverty]. Abnormal deficiency of neutrophil cells in the blood.

neutrophil (nu'tro-fil) [L. *neu'ter* neither + Gr. *φιλεῖν* to love]. 1. Stainable by neutral dyes. 2. A cell or structural element stainable by neutral dyes.

neutrophilia (nu-tro-fil'e-ah). Increase in the number of neutrophil leukocytes in the blood.

neutrophilic (nu-tro-fil'ik). Same as *neutrophil*.

neutrotaxis (nu-tro-taks'is) [*neutrophil* + Gr. *τάξις* arrangement]. The attractive or repellant influence exerted by neutrophil leukocytes.

nevocarcinoma (ne"vo-kar-sin-o'mah). Carcinoma developing on nevi or moles.

nevoid (ne'void). Resembling a nevus.

nevolipoma (ne"vo-lip-o'mah). A nevus containing a large amount of fibrofatty tissue.

nevose (ne'vōs). Having nevi; spotted with nevi.

nevus (ne'vus) [L. *næ'vus*]. 1. A mole; a pigmented spot on the skin, either congenital or acquired. 2. A congenital angioma of the skin; a reddish swelling or patch on the skin formed by dilated blood-vessels; a mother's mark. **n. angiecto'des.** Same as *n. vascularis*. **n. angiomato'des,** angioelephantiasis. **n. araneo'sus,** a nevus with radiating processes like the legs of a spider. **n. ara'neus.** Same as *acne rosacea*. **capillary n.,** one that involves the capillaries of the skin. **n. caverno'sus,** cavernous angioma. **n. cor'neum,** ichthyosis hystrix. **cutaneous n.,** a nevus of the skin. **n. elas'ticus.** See *pseudoxanthoma elasticum*. **n. flam'meus,** a reddish patch on the skin—the ordinary strawberry-mark. **hepatic n.,** hemorrhagic infarct of the liver. **n. licheno'des,** linear ichthyosis. **linear n.,** an eruption occurring in elongated streaks, consisting of papillary elevations, and due to hypertrophy of the papillary and corneous layers of the skin. **n. lipomato'sus.** Same as *nevolipoma*. **n. lymphat'icus,** lymphangioma of the skin. **n. mater'nus,** congenital angioma; mother's mark or birth-mark. See *nevus* (2d def.). **n. molluscifor'mis,** a mole forming a protruding, fat-like tumor. **n. nervo'sus.** Same as *linear n.* **n. papilla'ris,** linear ichthyosis **n. papillomato'sus,** a wart-like mole. **n. pigmento'sus,** a pigmented mole; a congenital pigment-spot in the skin, varying in color from light brown to blackish. **pilose n.** [L. *nævus pilo'sus*], a hairy cutaneous patch **n. sanguin'eus.** Same as *n vascularis*. **spider n.** Same as *n. araneosus*. **n. spi'lus,** a mole having a smooth surface **n. vascula'ris, n. vasculo'sus,** a reddish swelling or patch on the skin due to hypertrophy of the skin capillaries. **venous n.,** one composed mainly of veins. **n. verruco'sus,** a mole with a warty surface. **n. vino'sus,** a strawberry-mark.

Newbouldia læ'vis (nu-bōl'de-ah). A plant said to be a good venous astringent.

newglucose. See under *glucose*.

N. F. Abbreviation for *National Formulary*· one of the supplements of the United States Dispensatory.

n'gana (nag-ag'nah). See *nagana*.

:NH. The imid group.

-NH_2. The amino and also the amide group.

NH_3. Ammonia.

NH_4Br. Ammonium bromid.

NH_4Cl. Ammonium chlorid.

NH_4CNO. Ammonium cyanate.

$(NH_2)_2CO$. Urea.

$(NH_4)_2CO_3$. Ammonium carbonate.

$(NH_4)HS$. Ammonium hydrosulphid.

$(NH_4)MgPO_4+6H_2O$. Ammoniomagnesium phosphate.

NH_4NO_3. Ammonium nitrate.

$NH_4O.CO.NH_2$. Ammonium carbamate.

$(NH_4)_2SO_4$. Ammonium sulphate.

Ni. The symbol of *nickel*.

niani (ne-an'e). A varioloid of Senegal riflemen.

Nicander, Nicandros (nik-an'der, nik-an'dros). A celebrated Greek physician and poet who flourished about 175–135 B. C. Two of his toxicologic works, the "Theriaca" and the "Alexipharmica," have survived.

niccolum (nik'o-lum) [gen. *nic'coli*]. Latin for *nickel*.

niche, Haudek's (nitsh). A projection from the stomach wall in the röntgenogram of gastric ulcer.

nichochrome (nik'o-krōm). An alloy of nickel and chromium, very resistant to oxidation and the action of acids, and used for chemical apparatus.

nichrome (nik'rōm). Same as *nicochrome*.

nickel (nik'el) [L. *nic'colum*]. A silver-white metallic element: symbol, Ni; specific gravity, 8.8; atomic weight, 58.6. See *elements, table of*. **n. bromid**, a hypnotic and sedative agent, $NiBr_2$: used in epilepsy. Dose, 2–8 gr. (0.13–0.52 gm.). **n. carbonoxid**, a poisonous liquid: injected hypodermically, it lowers the temperature. **n. chlorid**, nickelous chlorid, $NiCl_2.6H_2O$, a remedy for anemia and atonic conditions. Dose, 1–3 gr. (0.066–0.2 gm.). **n. oleate**, a waxy solid used externally in chronic eczema. **n. salipyrin**, the salicylate of nickel and antipyrin; in whitish needles or in a pale-green powder. **n. sulphate**, a salt of nickel, $NiSO_4.7H_2O$: used in neuralgia, rheumatism, and heart disease. Dose, 1–3 gr. (0.066–0.2 gm.).

Nicklès's test (ne-klēz') [François Joseph **J.** *Nicklès*, a French chemist, 1821–1869]. See under *tests*.

nico (ni'ko). Same as *symphorol*.

Nicol prism (nik'ol) [William *Nicol*, English physicist, 1768–1851]. See *prism*.

Nicolaier's bacillus (nik-o'li-erz) [Arthur *Nicolaier*, Berlin physician, born 1862]. The *Clostridium tetani*.

nicolicin (nik-ol'is-in). A morphin preparation said to be a cure for the morphin habit.

Nicollia (nik-ol'e-ah) [Charles *Nicolle*, French physician, born 1866]. A genus of protozoan blood parasites which resemble *Piroplasma*, but are grouped in fours.

nicomors (ni'ko-morz). Tablets containing magnesium dioxid and tannic acid, for use by smokers to counteract the effect of nicotin.

Nicotiana (nik-o-she-a'nah). See *tobacco*.

nicotianin (nik-o'she-a-nin). A volatilizable and fragrant crystalline principle from tobacco.

nicotin (nik'o-tin) [L *nicotia'na* tobacco]. A colorless, soluble fluid alkaloid with a pyridin-like odor and a burning taste, $C_5H_4N.CH(CH_2)_3N.CH_3$, exceedingly poisonous. Nicotin has been prescribed as an antitetanic agent. Dose, $\frac{1}{20}$–$\frac{1}{10}$ min. (0.003–0.006 c.c.), but even in much smaller doses it is a dangerous remedy. **n. bitartrate**, a salt in white crystals used in strychnin-poisoning and in tetanus. **n. salicylate**, endermol. **n. tartrate**, a salt, $(C_{10}H_{14}N_2)C_4H_6O_6) + 2H_2O$: used in tetanus and in strychnin poisoning

nicotinism (nik'o-tin-izm). Poisoning by tobacco or by nicotin.

nicoulin (nik'oo-lin). A highly poisonous substance, C_3H_4O, which has been employed in acute tetanus.

nictation (nik-ta'shun) Same as *nictitation*.

nictitation (nik-tit-a'shun) [L. *nictita're* to wink]. The act of winking.

nidal (ni'dal). Pertaining to a nidus.

nidation (ni-da'shun) [L. *ni'dus* nest]. The development of the decidua capsularis in the pregnant uterus.

nidus (ni'dus) [L. "nest"]. 1. A nest; the point of origin or focus of a morbid process. 2. Same as *nucleus*, 2d def 3. A depression on the ventral surface of the cerebellum **n. hirun'dinis** [L. "swallow's nest"], a depression in the cerebellum between the posterior velum and the uvula. Called also *n. a'vis*.

Niemann's disease (ne'manz). See under *disease*.

Niemeyer's pill (ne'mi-erz) [Felix von *Niemeyer*, German physician, 1820–1871] See *pill*.

Niewenglowski's ray (nya-vén-glov'ske) [Gaston Henri *Niewenglowski*, contemporary French physicist]. See under *ray*.

night-blindness (nit'blīnd-nes). See *nyctalopia*.

nightmare (nīt'mār). An oppressive dream attended with fright and a sense of suffocation.

night-palsy (nīt'pawl-ze). Numbness of the extremities in women, seen in the night about the climacteric period; acroparesthesia.

night-soil (nīt'soil). The ordure of a privy.

night-sweats (nīt'swets). Copious sweating in bed at night, as in tuberculosis.

night-terrors (nīt-ter'erz). Pavor nocturnus; a kind of nightmare in children.

nigricans (ni'grik-ans) [L.]. Blackish.

nigrities (nig-rish'e-ēz) [L.]. Blackness. **n. lin'guæ**. See *black tongue*, under *tongue*.

nigrosin (ni'gro-sin) [L. *ni'ger* black]. Anilin-black, $C_{36}H_{27}N_5$; a microscopic stain. See under *stains, table of*.

nigua (ne'gwah). Same as *chigger*.

nihilism (ni'hil-izm) [L. *ni'hil* nothing]. 1. Therapeutic nihilism, skepticism as to the therapeutic value of drugs. 2. A form of delusion in which, to the patient, everything no longer exists.

niin (ni'in). A fatty substance thought to be identical with axin.

nikalgin (ni-kal'jin). A local anesthetic preparation of quinin, hydrochloric acid, and urea.

Nikiforoff's method (ne-ke-for'ofs) [Mikhail *Nikiforoff*, Russian dermatologist, born 1858]. See *method*.

Nikolsky's sign (nik-ol'skēz) [Pyotr Vasilyevich *Nikolsky*, Russian dermatologist, born 1855]. See *sign*.

nile blue. See under *blue*.

nimetti (nim-et'e). See *Simulium griseicollis*.

ninhydrin (nin-hi'drin). Triketohydrindenhydrate, $C_6H_4(CO)_2.C(OH)_2$, used as a reagent for proteins and amino-acids, and for diagnosing pregnancy. See under *reaction*.

ninserin (nin-se'rin). A preparation used in the Kiutsi-Malone reaction for pregnancy. See *Kiutsi-Malone reaction*, under *reaction*

ninsi (nin'se). The root of *Si'um nin'si:* used in Corea and China as a substitute for ginseng

ninth nerve (nīnth). The glossopharyngeal nerve.

niobium (ni-o'be-um). A metallic element, having an atomic weight of 94 and the symbol Nb. It was formerly known as columbium.

nioform (ni'o-form). See *vioform*

niopo-snuff (ni-o'po-). An intoxicating snuff made from the seeds of *Piptade'nia peregri'na*, a tree of tropical America

niphablepsia (nif-ab-lep'se-ah) [Gr. *νιφα* snow + *ἀβλεψία* blindness] Same as *snow-blindness*.

niphotyphlosis (nif"o-tif-lo'sis) [Gr. *νιφα* snow + *τύφλωσις* blindness]. Snow-blindness.

nipiology (nip-e-ol'o-je). Nepiology.

nipper (nip'er) An incisor tooth of a horse.

nipple (nip'l) The conic organ which gives outlet to the milk; the mammilla, or teat. **crater-n.**, a cavity in the place where the nipple should be.

nirvanin (ner-van'in) [from *Nirva'na*, the Buddist state of freedom from worldly evils]. A local anesthetic, the hydrochlorid of the diethyl-glycocoll derivative of the methyl ester of meta-amino-ortho-hydroxy-benzoic acid, $(C_2H_5)_2N.CH_2\,CO.NH\,C_6H_3(OH).CO\,OCH_3$, in colorless crystals; soluble in water. It is about one-tenth as powerful as cocain, and is used in 2–5 per cent solution.

nirvanol (ner'van-ol). [See *nirvanin*]. A white crystalline soluble hypnotic, the sodium salt of phenyl-ethyl-hydantoin, $C_6H_5(C_2H_5)C(CO.NH)_2$. Dose, $\frac{1}{2}$–30 gr. (0.05–2 gm.) subcutaneously or intravenously.

Nisbet's chancre (nis'bets) [William *Nisbet*, English physician, 1850–1882]. See *chancre*.

Nissl's bodies, degeneration, method of staining (nis'elz) [Franz *Nissl*, neurologist in Heidelberg, 1860–1919]. See under *body, degeneration*, and *stains, table of*.

nisus (ni'sus) [L.]. An effort, strong tendency, or molimen.

nit (nit). The egg of a louse.

niter (ni'ter) [L. *ni'trum;* Gr. *νίτρον*]. Potassium nitrate, or saltpeter. **cubic n.**, sodium nitrate. **sweet spirit of n.**, the spirit of nitrous ether (L. *spir'itus æth'eris nitro'si*).

niton (ni'ton). Radium emanation. See under *emanation*.

nitragin (ni'traj-in). A nitrifying bacterial soil-ferment from leguminous root-tubercles: said to be a valuable fertilizer.

nitramin, nitramine (ni-tram'in). A nitroderivative of an amin.

nitrate (ni'trāt) [L. *nitra'tum*]. Any salt of nitric acid.

nitremia, nitræmia (ni-tre'me-ah). Excess of nitrogen in the blood.

nitric acid (ni'trik). See *acid*.

nitrid, nitride (ni'trid). A compound of nitrogen with a metal.

nitridation (ni-trid-a'shun). Combination with nitrogen to form a nitrid.

nitrification (ni"trif-ik-a'shun) [*nitric acid* + L. *fa'cere* to make]. Conversion of the nitrogen contained in ammonia into nitrous and nitric acid.

nitrifier (ni'trif-i-er). A nitrifying microörganism.

nitrifying (ni'trif-i-ing). Forming nitrous and nitric acids out of ammonia: said of certain bacteria.

nitril (ni'tril). An organic compound containing trivalent nitrogen. Nitrils may be *nitril bases*, which are tertiary amins, or acid *nitrils*, which may be considered esters of HCN or as acids in which carboxyl is replaced with cyanogen, or as ammonia whose hydrogen atoms have been replaced by a trivalent radical.

nitrilase (ni'tril-ās). An enzyme which splits nitrils.

nitrilese (ni'tril-ēs). An enzyme which synthesizes nitrils.

nitrite (ni'trīt). Any salt of nitrous acid. The nitrites act as antispasmodics and lessen the arterial tension. The principal medicinal nitrites are those of amyl, ethyl, potassium, and sodium.

nitritoid crisis or **reaction** (ni'trit-oid). See under *crisis*.

nitrituria (ni-tri-tu're-ah) [*nitrite* + Gr. *οὖρον* urine]. The presence of nitrites in the urine.

nitro-. A prefix indicating the presence of the group —NO_2.

nitro-amin, nitro-amine (ni-tro-am'in). Same as *nitramin*.

nitro-anisol (ni-tro-an'is-ol). A nitro derivative of anisol, $NO_2.C_6H_4.O.CH_3$.

Nitrobacter (ni'tro-bak-ter). A genus of bacterial organisms capable of securing energy for growth by oxidizing nitrites to nitrates (Winogradsky, 1918).

Nitrobacteræ (ni"tro-bak-te're-e). A systematic tribe under the family Nitrobacteriaceæ. They derive their life energy from the oxidation of hydrogen or simple compounds of carbon or nitrogen. The genera are: Acetobacter, Carboxydomonas, Hydrogenomonas, Methanomonas. Nitrobacter, and Nitrosomonas.

nitrobacteria (ni"tro-bak-te're-ah), **pl.** Soil bacteria or other microörganisms which convert ammonia and other nitrogenous substances into nitrogen acids.

Nitrobacteriaceæ (ni"tro-bak-te-re-a'se-e). A systematic family of the order Eubacteriales. They are rod shaped, asporogenic, aërobic and capable of securing growth energy by the direct oxidation of carbon, hydrogen or nitrogen, or of simple compounds of these. There are two tribes: Azotobactereæ and Nitrobactereæ.

nitrobenzene (ni-tro-ben'zēn). Same as *nitrobenzol*.

nitrobenzol (ni-tro-ben'zol). A poisonous benzol derivative, $C_6H_5NO_2$. It is a sweet, oily liquid, used in perfuming soap and as a flavoring agent. It is an active poison. Called also *oil of mirbane* and *artificial oil of bitter almond*.

nitrocellulose (ni-tro-sel'u-lōs). Pyroxylin.

nitrochloroform (ni-tro-klo'ro-form). See *chloropicrin*.

nitrodextrose (ni-tro-deks'trōs). Dextrose nitrate: used like nitroglycerin.

nitro-erythrol (ni-tro-er'ith-rol). Erythrol nitrate: used like nitroglycerin, but slower and more lasting in its action.

nitroform (ni'tro-form). Trinitromethane, $CH(NO_2)_3$, a crystalline explosive substance.

nitrogen (ni'tro-jen) [Gr. *νίτρον* niter + *γεννᾶν* to generate]. A colorless, gaseous element found free in the air; symbol, N; specific gravity, 0.9713; atomic weight, 14.008. It constitutes part of the atmosphere, forming about four-fifths of common air. Chemically, it is almost inert, but forms by combination nitric acid and ammonia. It is a gas unfitted to support respiration; not a poison, but proving fatal if breathed alone, because of the want of oxygen. It is soluble in the blood and body fluids and when released as bubbles of gas by reduction of atmospheric pressure causes serious symptoms. See *caisson disease*. **alloxuric n.**, nitrogen in the form of alloxur-bases. See *purin bases*, under *purin*. **amid n.**, that portion of the nitrogen in protein that exists in the form of acid amids. **filtrate n.** See *non-protein n.* **n. monoxid**, a colorless gas, N_2O, or nitrous oxid, having a sweetish taste and a pleasant odor. It causes a condition of temporary asphyxiation and unconsciousness when inhaled, and is administered to produce this condition for the performance of minor operations. Called also *laughing-gas* and *nitrous oxid*. **nomadic n.**, free nitrogen from the air which enters into plant and animal growth. **non-protein n.**, the nitrogenous constituents of the blood exclusive of the protein bodies. It consists of the nitrogen of urea, uric acid, creatin, creatinin, amino-acids, polypeptids, and an undetermined part known as *rest-nitrogen*. **n. pentoxid**, a crystalline compound, N_2O_5, or nitric anhydrid, which combines with water to form nitric acid. **n. peroxid, n. tetroxid**, a poisonous volatile liquid, N_2O_4, giving off brownish irritant fumes. **rest n.** See under *non-protein n.*

nitrogen-lag. The time elapsing after the administration of a protein before there appears in the urine nitrogen equal in amount to that contained in the protein.

nitrogen-partition. The percentage of total nitrogen in the urine represented by each of the nitrogenous constituents.

nitrogenization (ni"tro-jen-iz-a'shun). The act of impregnating with nitrogen.

nitrogenous (ni-troj'en-us). Containing nitrogen.

nitroglucose (ni-tro-glu'kōs). Nitrodextrose.

nitroglycerin (ni-tro-glis'er-in). A colorless or yellowish, oily liquid, $C_3H_5(O.NO_2)_3$, formed by the action of nitric and sulphuric acids on glycerin, and known also as *glonoin*. It is poisonous and highly explosive. Physiologically, it acts as a vasodilator: used principally in angina pectoris and asthma. Dose, $\frac{1}{200}$–$\frac{1}{100}$ gr. (0.000335–0.0013 gm.); of tincture, ½–10 min. (0.033–0.666 c.c.); of spirit (a 1 per cent. solution), 1–2 min. (0.065–0.13 c.c.).

nitrohydrochloric acid (ni"tro-hi-dro-klo'rik). See under *acid*.

nitrolevulose (ni-tro-lev'u-lōs). Levulose nitrate: used like nitroglycerin.

nitromannitol (ni-tro-man'it-ol). Mannitol nitrate: used like nitroglycerin.

nitrometer (ni-trom'et-er) [*nitrogen* + Gr. *μέτρον*

measure]. An apparatus for measuring the quantity of nitrogen given off in a reaction.

nitromonas (ni-tro-mo'nas). Same as *nitrosomonas*.

nitron (ni'tron). The name suggested by Sir W. Ramsay and R. W. Gray for the molecular weight of a radium-emanation.

nitronaphthalin (ni-tro-naf'thal-in). A substance, $C_{10}H_7.NO_2$, whose vapors may cause vesication and opacity of the cornea.

nitrophenol (ni-tro-fe'nol). An indicator, paranitro-phenylic acid, $C_6H_4(NO_2)OH$, with a P_H range of 5 to 7, being colorless at 5 and yellow at 7.

nitropropiol (ni-tro-pro'pe-ol). Orthonitrophenylpropiolic acid, $NO_2.C_6H_4.C{:}C.COOH$: used as a test for sugar.

nitroprotein (ni-tro-pro'te-in). A protein made by treating serum protein with nitric acid.

nitrosaccharose (ni-tro-sak'ar-ōs). Nitrated saccharose; an explosive and vasodilator: used like nitroglycerin.

nitrosalol (ni-tro-sal'ol). An ester, $C_6H_4(OH)$-$CO_2.C_6H_4NO_2$, in a yellowish, crystalline powder.

nitroscleran (ni-tro-skle'ran). A proprietary preparation recommended for arteriosclerosis.

nitrose (ni'trōs). A term used to include nitric and nitrous acids.

nitrosin (ni'tro-sin). A preparation for treating cancer prepared by Ehrlich.

nitroso-. A prefix indicating a compound which contains the group —N : O.

nitrosobacteria (ni-tro"so-bak-te're-ah). Bacteria which oxidize ammonia into nitrites.

nitrosococcus (ni-tro-so-kok'us). A micrococcus with nitrifying powers.

nitroso-indol (ni-tro-so-in'dol). A compound which gives a red reaction when indol is treated with sulphuric acid and potassium nitrite.

Nitrosomonas (ni-tro-som'o-nas). A genus of bacterial organisms capable of securing growth energy by oxidizing ammonia to nitrites (Winogradsky, 1892)

nitrosophenyldimethylpyrazol (ni-tro"so-fen"il-di-meth"il-pi'ra-zol). Same as *isonitroso-antipyrin*.

nitrososubstitution (ni-tro"so-sub-sti-tu'shun). The substitution of the radical nitryl for some other radical or atom in a compound.

nitro-sugars (ni-tro-shug'erz). A class of bodies which have been used as vasodilators.

nitrosyl (ni'tro-sil). The univalent radical NO.

nitrous (ni'trus). Pertaining to nitrogen in its lowest valency. **n. acid.** See *acid*. **n. oxid,** nitrogen monoxid.

nitrox (ni'troks). A proprietary germicide and healing agent for local use.

nitroxyl (ni-troks'il). The radical NO_2.

nitryl (ni'tril). The nitrose group.

niveau diagnosis (ne-vo'). See under *diagnosis*.

nizin (ni'zin). A proprietary antiseptic and astringent, being a zinc salt of sulphanilic acid, $(NH_2.C_6H_4.SO_3)_2Zn$: used in gonorrhea and in eye lotions.

njallin (njal'in). An alkaloid from the njalla bean.

Nm. Abbreviation for L. *nux moscha'ta*, nutmeg.

N:N. The azo group.

N. N. N. medium [Nicolle, Novy, McNeal]. See under *medium*.

N. N. R. An abbreviation for *new and non-official remedies, i. e.*, such as have been passed upon by the Council of Pharmacy and Chemistry of the American Medical Association.

No. An abbreviation of L. *nu'mero*, " to the number of."

No. 102. Luargol.

No. 132. Eparseno.

No. 190. Stovarsol.

No. 205. See *Bayer 205*.

No. 309. Fourneau. See *Fourneau 309*

No. 606. Salvarsan.

No. 914. Neo-arsphenamin.

No. 1116. Galyl.

No. 1151. Ludyl.

N_2O. Nitrogen monoxid.

N_2O_3. Nitrogen trioxid.

N_2O_5. Nitrogen pentoxid.

Nocard's bacillus. [See *Nocardia*.] The bacillus of psitticosis.

Nocardia (no-kar'de-ah) [Edmond Isidore Étienne *Nocard*, French veterinarian, 1850–1903]. A genus of trichomycetes characterized by true branching and the formation of spores. Under this genus are included various organisms formerly included under the genera *Oöspora, Discomyces, Streptothrix*, and *Cladothrix*. **N. asteroi'des,** Cladothrix asteroides. **N. bo'vis,** Actinomyces bovis. **N. farcin'ica,** Actinomyces farcinica. **N. fœrs'teri,** Streptothrix fœrsteri. **N. israe'li,** Streptothrix israëli. **N. madu'ræ,** Streptothrix maduræ. **N. minutis'sima,** Microsporon minutissimum. **N. poncet'i,** a species causing pseudo-actinomycosis. **N. pulmona'lis,** a species causing pseudotuberculosis. **N. ten'uis.** See under *trichonocardiasis*.

nocardial (no-kar'de-al). Caused by Nocardia.

nocardiasis (no-kar-di'as-is). Nocardiosis.

nocardiosis (no-kar-de-o'sis). Infection with Nocardia; a disease caused by Nocardia. The most frequent point of attack is the respiratory tract where it causes lesions and symptoms resembling pulmonary tuberculosis. Called also *pseudotuberculosis* and *streptothricosis*.

Nocht's stain (nokts). See under *stain*.

noci-association (no-se-as-o-se-a'shun). The unconscious discharge of nervous energy under the stimulus of trauma, as in surgical shock.

nociceptive (no-sis-ep'tiv) [L. *nocer'e* to injure + *ca'pere* to receive]. Receiving injury: said of a receptive neuron.

nociceptor (no-sis-ep'tor) [see *nociceptive*]. The nervous mechanism by which stimuli of injury are received (receptors).

noci-influence (no-se-in'flu-ens). Injurious or traumatic influence.

noci-perception (no-se-per-sep'shun). The perception by the system of injurious (traumatic) stimuli.

Noct. Abbreviation for L. *noc'te*, at night.

noctambulation (nok"tam-bu-la'shun) [L. *noctambula'tio; nox* night + *ambula're* to walk]. Sleep-walking; somnambulism.

noctiphobia (nok-ti-fo'be-ah) [L. *nox* night + Gr. *φόβος* fear]. Morbid dread of night and its darkness and silence.

Noct. maneq. Abbreviation for L. *noc'te mane'que*, at night and in the morning.

nocturia (nok-tu're-ah) [L. *nox* night + Gr. *οὖρον* urine]. Excessive urination at night.

nocturnal (nok-tur'nal) [L. *noctur'nus*]. Pertaining to the night.

nodal (no'dal). Pertaining to a node, particularly the atrioventricular node.

node (nōd) [L. *no'dus* knot]. A swelling or protuberance. **Aschoff's n., n. of Aschoff and Tawara.** Same as *atrioventricular n.* **atrioventricular n., auriculoventricular n.,** a remnant of primitive fibers found in all mammalian hearts at the base of the interauricular septum, and forming the beginning of the auriculoventricular bundle or bundle of His. Called also *atrioventricular n.* and *n. of Tawara*. **Bouchard's n's,** nodules on the second joints of the fingers, believed

to be symptomatic of gastrectasis. **Féréol's n's,** subcutaneous nodes sometimes occurring in acute rheumatism. **gouty n.,** one due to gouty inflammation. **Haygarth's n's,** joint-swellings in arthritis deformans. **Heberden's n's,** nodes on the fingers in advanced life, usually ascribed to gout, but often seen when the general health seems perfect. **hemal n's, hemolymph n's.** See *hemolymph glands,* under *gland.* **Hensen's n.,** an area of cell proliferation in the impregnated ovum in which the primitive streak begins. **Keith's n., n. of Keith and Flack.** See *sino-auricular n.* **Koch's n.,** atrioventricular node. **Legendré's n's.** Same as *Bouchard's n's.* **lymph-n's, lymphatic n's,** the gland-like structures arranged in groups interposed throughout the lymphatic circulation Called also *lymph-glands* or *lymphatic glands.* **Meynet's n's,** nodules in the capsules of joints and in tendons in rheumatic conditions, especially of children. **Parrot's n.,** a syphilitic node on the outer table of the skull. **piedric n's,** the nodes seen on the hair in piedra. **n's of Ranvier,** nodes produced by constrictions on medullated nerve-fibers at an interval of about 1 millimeter. **Rosenmüller's n.,** Rosenmuller's gland. See *gland.* **Schmidt's n.,** the medullated interannular segment of a nerve-fiber. **singers' n.,** hypertrophy of the edge of the vocal cords from continued irritation, as in singers. **sino-atrial n., sino-auricular n.,** a well-defined collection of cells, a remnant of primitive fibers found in all mammalian hearts, at the junction of the superior vena cava with the terminal band of the right auricle. The cardiac rhythm normally takes its origin in this node which has been called the *pace-maker of the heart.* Called also *n. of Keith and Flack.* **sinus n.** Same as *sino-auricular n.* **syphilitic n.,** a swelling upon a bone due to syphilitic periostitis. **n. of Tawara.** See *atrioventricular n.* **teachers' n.,** singers' node. **Virchow's n.,** Virchow's glands See under *gland.* **vital n.,** Flouran's term expressing the old conception that there is a minute node under the lowest point of the fourth ventricle which is the respiratory center.

nodose (no'dōs) [L. *nodo'sus*]. Having nodes or projections.

nodosity (no-dos'it-e) [L. *nodos'itas*]. 1. The quality or fact of being nodose. 2. A node. For varieties, see *node.*

nodular (nod'u-lar). 1. Like a nodule or node. 2. Marked with nodules.

nodulate, nodulated (nod'u-lāt, nod'u-la-ted). Characterized by nodules.

nodulation (nod-u-la'shun). The presence of nodules.

nodule (nod'ūl) [L. *nod'ulus* little knot]. 1. A small boss or node. 2. The anterior segment of the inferior vermis of the cerebellum in the fourth ventricle. **Albini's n's,** gray nodules of the size of sago-grains, sometimes seen on the free edges of the auriculoventricular valves of infants. They are remains of fetal structures. **apple-jelly n's,** light reddish elevations on the surfaces of leprous ulcers. **n. of Arantius.** Same as *corpus arantii.* **Aschoff's n's,** nodules in the myocardium in rheumatism. **Bianchi's n's,** corpora arantii. **Bouchard's n's,** nodes sometimes seen on the joints of the fingers and toes in cases of gastrectasia. **epicardial n's,** nodules over the vessels of the epicardium, probably due to high pressure. **Jeanselme's n's,** nodules on the limbs near the joints due to nocardia infection; called also *juxta-articular n's* and *Steiner's tumors.* **juxta-articular n's,** Jeanselme's nodules. **Kerkring's n., Köster's n.,** a tubercle composed of one giant-cell inclosed by a double layer of cells. **Leishman's n's,** the pinkish nodules seen in the non-ulcerative keloid-like type of oriental sore. **lymph-n.** See *lymph-nodes,* under *node.* **Morgagni's n's,** the corpora arantii. **pearly n.,** one of the nodules of bovine tuberculosis. **pulp-n.,** a mass of dentin found in the pulp cavity of a tooth. Called also *pulp-stone.* **triticeous n.** See *corpus triticeum.*

nodule-disease. See under *disease.*

noduli (nod'u-li). Pl. of *nodulus.*

nodulous (nod'u-lus). Same as *nodose.*

nodulus (nod'u-lus), pl. *nod'uli* [L.]. A nodule. **n. lymphat'icus,** a lymph-nodule. **nod'uli laquea'ti,** a knotted appearance of the hair. **nod'uli lymphat'ici aggrega'ti [pey'eri]** [B N A], Peyer's patches. **nod'uli lymphat'ici larynge'i** [B N A], the laryngeal tonsils. **nod'uli lymphat'ici linea'lis [malpig'hii]** [B N A], malpighian corpuscles. **nod'uli lymphat'ici solita'rii** [B N A], Peyer's glands. **nod'uli lymphat'ici tuba'rii** [B N A], eustachian tonsils. See under *tonsil.* **nod'uli valvula'rium semiluna'rium [aran'tii]** [B N A], corpora arantii.

nodus (no'dus) [L.]. Node. **n. cer'ebri,** the pons Varolii. **n. cor'dis,** the trigonum fibrosum **n. curso'rius,** a point in the corpus striatum of some animals, as the rabbit, stimulation of which causes the animal to rush forward.

nœd vital (ne ve-tal') [Fr. "vital knot"]. The supposed respiratory center in the medulla oblongata.

noematachograph (no-e-mah-tak'o-graf) [Gr. *νόημα* thought + *ταχύς* swift + *γράφειν* to write]. A device for registering the time required in a mental operation.

noematachometer (no-e-mah-tak-om'et-er) [Gr. *νόημα* thought + *ταχύς* swift + *μέτρον* measure]. A device for measuring and registering the time required in a mental operation.

noematic (no-e-mat'ik) [Gr. *νόημα* thought]. Pertaining to thought or the operation of the mind.

Noguchi's test (no-goo'tshe) [Hideyo *Noguchi,* Japanese pathologist in New York, born 1876]. See under *tests.*

noli-me-tangere (no''li-me-tan'jer-e) [L. "touch me not"]. Rodent ulcer; malignant ulcer.

noma (no'mah) [Gr. *νομή* a spreading]. Gangrenous sore mouth; gangrenous stomatitis, a severe variety of stomatitis affecting especially young children, and marked by the development of a spreading ulcer on the mucous membrane of the mouth. It is attended by progressively increasing prostration, and is generally fatal. Called also *cancrum oris.* **n. puden'di, n. vul'væ,** ulceration of the pudendum of young children.

nomadic (no-mad'ik). Wandering; unsettled, free. **n. nitrogen.** See *nitrogen*

nomenclature (no'men-kla-tūr) [L. *no'men* name + *cala're* to call]. Terminology; especially a system of names of diseases.

nomogram (nom'o-gram) [Gr. *νόμος* law + *γράμμα* mark]. The graphic representation produced in nomography; a chart or diagram on which a number of variables are plotted.

nomography (nom-og'raf-e) [Gr. *νόμος* law + *γράφειν* to write] A graphic method by which the relation between any number of variables may be represented graphically on a plane surface, such as a piece of paper.

nomotopic (nom-o-top'ik) [Gr. *νόμος* law + *τόπος* place]. Occurring at a normal place; occurring normally.

nona (no'nah). A condition resembling lethargic encephalitis which appeared in epidemic form in southern Europe in 1889–1890.

non-adherent (non-ad-he'rent). Not adherent to or connected with adjacent structures.

nonan (no'nan) [L. *no'nus* ninth]. Recurring every ninth day, or at intervals of eight days.

non-antigenic (non-an-te-jen'ik). Not producing antigens.

non compos mentis (non kom'pos men'tis) [L.]. Not of sound mind.

non-conductor (non-kon-duk'tor). Any substance that does not readily transmit electricity, light, or heat.

nonigravida (no-ne-grav'id-ah) [L. *no'nus* ninth + *grav'ida* pregnant]. A woman pregnant for the ninth time.

nonipara (no-nip'ar-ah) [L. *no'nus* ninth + *par'ere* to bear]. A woman who has borne nine children.

non-metal (non-met'al). Any chemic element that is not a metal.

Nonne's syndrome (non'ĕz) [Max *Nonne*, German physician]. See *syndrome*.

Nonne-Apelt reaction (non'eh-ah'pelt) [Max *Nonne* and F. *Apelt*, contemporary German physicians]. See under *reaction*.

non-nucleated (non-nu'kle-a-ted). Without a nucleus.

non-occlusion (non-ok-lu'zhun). Open-bite malocclusion. See under *malocclusion*.

nonose (non'ōs) [L. *no'nus* ninth]. A carbohydrate containing nine atoms of carbon in the molecule.

non-parous (non-par'us). Having borne no children: said of a woman.

non-protein nitrogen. See under *nitrogen*.

non-radiable (non-ra'de-a-bl). Impervious to rays, such as *x*-rays, cathode rays, etc.

Non repetat. Abbreviation for L. *non repeta'tur*, do not repeat.

non-restraint (non-re-strānt'). Treatment of insanity without physical restraint.

non-specific therapy. See under *therapy*.

non-toxo (non-tok'so). A proprietary local anesthetic containing procain, suprarenin, duatol, and thymol.

nonus (no'nus) [L. for *ninth*]. The hypoglossal nerve, formerly regarded as the ninth cranial nerve.

non-valent (non'va-lent) [L. *non* not + *vale're* to be able]. Having no chemic valency; not capable of entering into chemic composition. used of argon, helium, and the other inert gases

non-viable (non-vi'ab-l) [L *non* not + *viable*]. Not capable of living: used of the fetus after delivery.

nonyl (no'nil). The monovalent radical C_9H_{19}.

noopsyche (no'o-si-ke) [Gr. *νοῦς* mind + *ψύχη* soul]. Intellectual processes.

nopalin G (no'pal-in). Bluish eosin See *eosin*

noratropin (nor-at'ro-pin). A mydriatic alkaloid obtained when norhyocyamin is racemized with alkali.

Nordau's disease, nordauism (nor'dowz, nor'dow-izm) [Max Simon *Nordau*, German scientist, 1849–1923]. Degeneracy.

nor-hyoscyamin (nor"hi-o-si-am'in). A mydriatic alkaloid, $NH.C_6H_{10}CH(O)CO.CH(C_6H_5)CH_2OH$, from certain solanaceous plants

nori (no're). A Japanese culture gelatin.

noridal (no'rid-al). A proprietary suppository used for bleeding piles.

norleucin (nor-lu'sin). An amino-acid, alpha-amino normal caproic acid, $CH_3(CH_2)_3.CH(NH_2).CO_2H$, extracted from the leucin fraction of the decomposition of the proteins of nervous tissue (Abderhalden and Weil, 1913).

norm (norm) [L. *nor'ma* rule]. A fixed or ideal standard.

norma (nor'mah) [L.]. A line established to define the aspects of the cranium.

normacol (nor'mak-ol). A proprietary laxative which acts by increasing the indigestible bulk of the intestinal contents. It contains vegetable mucins which absorb large quantities of water and swell accordingly.

normal (nor'mal). 1. Agreeing with the regular and established type. 2. In chemistry, noting aliphatic hydrocarbons in which no carbon atom is combined with more than two other carbon atoms: the term is also applied to salts formed from acids and bases in such a way that no acidic hydrogen of the acid remains nor any of the basic hydroxyl of the base. 3. In bacteriology, not immunized or otherwise bacteriologically treated.

normalin (nor'mal-in). A proprietary preparation of iron and arsenic.

normalization (nor"mal-iz-a'shun). The process of bringing or restoring to the normal standard.

normoblast (nor'mo-blast) [L. *nor'ma* rule + Gr. *βλαστός* germ]. An erythroblast having the diameter of a normal red blood-corpuscle (erythrocyte), *i. e.*, from 5 to 10 *μ*. It has a round nucleus with dense, heavily staining chromatin. Normoblasts occur in the blood in secondary anemias and especially in myelogenous leukemia They have been called *sauroid cells* because they are like the red blood-cells of reptiles. Cf. *erythroblast*.

normoblastic (nor-mo-blas'tik). Relating to or having the character of a normoblast.

normocyte (nor'mo-sīt) [L. *nor'ma* rule + Gr. *κύτος* cell]. A normal non-nucleated erythrocyte.

normocytic (nor-mo-sit'ik). Relating to or having the character of a normocyte.

normocytosis (nor"mo-si-to'sis) [see *normocyte*]. A normal state of the blood in respect to the leukocytes.

normomastic (nor-mo-mas'tik). See *Kaſka's test*, under *tests*.

normonormocytosis (nor"mo-nor"mo-si-to'sis) See *isonormocytosis*.

normo-orthocytosis (nor"mo-or"tho-si-to'sis) [*normal* + Gr. *ὀρθος* correct + *κύτος* cell]. A condition of the blood leukocytes in which the total number is increased, but the proportion between the different varieties remains normal.

normosal (nor'mo-sal). An artificial serum designed to replace normal salt solution for transfusion, etc.

normoskeocytosis (nor"mo-ske"o-si-to'sis) [*normal* + Gr. *σκαιός* left + *κύτος* cell]. A condition of the leukocytes of the blood in which the number is normal, but many immature forms (deviation to the left) are present.

normovolemia (nor"mo-vo-le'me-ah) [*normal* + *volume* + Gr *αἷμα* blood]. Normal blood volume.

nornarcotin (nor-nar'ko-tin). An active principle said to exist in opium.

Norris's corpuscles (nor'is-iz) [Richard *Norris*, English physician 1831–1916]. See *corpuscle*.

nortropinon (nor-tro'pin-on). A solid, fusible ketone, $C_8H_{11}NO$, derived from tropin.

Norwegian itch (nor-we'jan). See *itch*.

Norwood's tincture (nor'woodz) [Wesley C. *Norwood*, an American physician of the nineteenth century]. See *tincture*.

nosazontology (nos-ăz-on-tol'o-je). Nosetiology.

nose (nōz) [L. *na'sus*]. The special organ of the sense of smell. It consists of a hollow structure occupying the middle of the face, the upper part of which (*olfactory region*) forms the organ of smell; the lower part (*respiratory region*), or beginning of the respiratory tract, acts as a filter and warmer of the inspired air. **cone n.** See *Lamus*. **hammer n.**, rhinophyma. **saddle-n., saddleback n., swayback n.**, a nose with a sunken bridge.

nosebleed (nōz'blēd). See *epistaxis*.

nosegay, Riolan's (nōz'gā). The group of muscles that take their origin from the styloid process of the temporal bone.

nosema (no-se'mah), pl. *nosem'ata* [Gr. *νόσημα* disease]. 1. Any illness or disease. 2. A genus of microsporidia. *N. a'pis* causes the nosema disease of bees. *N. bom'bycis* causes the disease pébrine in silkworms.

nosencephalus (no-sen-sef'al-us) [Gr. *νόσος* disease + *ἐγκέφαλος* brain]. A fetus with a defective cranium and brain.

nosepiece (nōz'pēs). A device for applying several objectives in rapid succession to a microscope without disturbing the focus.

nosetiology (nos-e-te-ol'o-je) [Gr. *νόσος* disease + *αἰτία* cause + *λόγος* treatise]. The study of the causation of disease.

nosochthonography (nos"ok-tho-nog'raf-e) [Gr. *νόσος* disease + *χθών* earth + *γράφειν* to write]. The geography of endemic or other diseases; the study of the geographic distribution of diseases; nosogeography.

nosocomial (nos-o-ko'me-al). Pertaining to a hospital or an infirmary.

nosocomium (nos-o-ko'me-um) [Gr. *νόσος* disease + *κομεῖν* to take care of]. A hospital or an infirmary.

nosode (nos'ōd). Any disease-product used as a remedy.

nosogenesis (no-so-jen'es-is). Nosogeny.

nosogenic (nos-o-jen'ik) [see *nosogeny*]. Causing disease.

nosogeny (no-soj'en-e) [Gr *νόσο* disease + *γεννᾶν* to produce]. Same as *pathogenesis*.

nosogeography (nos"o-je-og'rah-fe) [Gr. *νόσος* disease + *γῆ* earth + *γράφειν* to write]. Same as *nosochthonography*.

nosographer (no-sog'raf-er). A writer of nosography.

nosography (no-sog'raf-e) [Gr. *νόσος* disease + *γράφειν* to write]. A written account or description of diseases.

nosohemia, nosohæmia (nos-o-he'me-ah) [Gr. *νόσος* disease + *αἷμα* blood]. Blood disease.

noso-intoxication (nos"o-in-toks-ik-a'shun). Intoxication by the harmful products of disease.

nosologic, nosological (nos-o-loj'ik, -loj'ik-al). Pertaining to nosology.

nosology (no-sol'o-je) [Gr. *νόσος* disease + *λόγος* discourse]. The science of the classification of diseases.

nosomania (nos-o-ma'ne-ah) [Gr. *νόσος* disease + *μανία* madness]. The insane and incorrect belief of a patient that he has some special disease.

nosometry (nos-om'et-re) [Gr. *νόσος* disease + *μέτρον* measure]. The measurement of the morbidity rate.

nosomycosis (nos"o-mi-ko'sis) [Gr. *νόσος* disease + *μύκης* fungus]. A disease caused by a parasitic fungus.

nosonomy (no-son'o-me) [Gr. *νόσος* disease + *νόμος* law]. The classification of diseases.

nosoparasite (nos-o-par'as-īt) [Gr. *νόσος* disease + *parasite*]. An organism found in conjunction with a disease which it is able to modify, but not to produce.

nosophen (nos'o-fen). Tetraiodophenolphthalein; a yellow, antiseptic powder, $CO_2.C_6H_4.C.(C_6H_2I_2OH)_2$, soluble in alkalis, slightly so in alcohol, ether, and chloroform, but insoluble in water: used externally as a substitute for iodoform.

nosophobia (nos-o-fo'be-ah) [Gr. *νόσος* disease + *φόβος* fear]. Morbid dread of sickness or of any special disease.

nosophyte (nos'o-fīt) [Gr. *νόσος* disease + *φυτόν* plant]. A pathogenic plant-microörganism.

nosopoietic (nos"o-poi-et'ik) [Gr. *νόσος* disease + *ποιεῖν* to make]. Causing or producing disease.

nosotaxy (nos'o-tak-se) [Gr. *νόσος* disease + *τάξις* arrangement]. The classification of disease.

nosotoxic (nos-o-toks'ik). Producing nosotoxicosis.

nosotoxicity (nos"o-toks-is'it-e). The quality of being nosotoxic.

nosotoxicosis (nos"o-toks-ik-o'sis) [Gr. *νόσος* disease + *toxicosis*]. Poisoning by retained bodily wastes.

nosotoxin (nos-o-toks'in) [Gr. *νόσος* disease + *toxin*]. Any toxin that is the result of a disease process.

nosotrophy (no-sot'ro-fe) [Gr. *νόσος* disease + *τροφή* nourishment]. The care and nursing of the sick.

nosotropic (no-so-trop'ik) [Gr. *νόσος* disease + *τρόπος* turning]. Directed against or opposed to a disease, especially as distinguished from *etiotropic*.

nostalgia, nostalgy (nos-tal'je-ah, nos'tal-je) [Gr. *νοστεῖν* to return home + *ἄλγος* pain]. Homesickness; longing to return home or to one's native land.

nostology (nos-tol'o-je) [Gr. *νοστεῖν* to return + *λόγος* treatise]. Same as *gerontology*.

nostomania (nos-to-ma'ne-ah) [Gr. *νοστεῖν* to go home + *μανία* madness]. Intense or insane nostalgia.

nostrils (nos'trilz). The anterior nares.

nostrum (nos'trum) [L.]. A quack, patent, or secret remedy.

notal (no'tal) [Gr. *νῶτον* back]. Pertaining to the back; dorsal.

notalgia (no-tal'je-ah) [Gr. *νῶτον* back + *ἄλγος* pain]. Pain in the back.

notancephalia (no"tan-se-fa'le-ah) [Gr. *νῶτον* back + *αν* priv. + *κεφαλή* head]. Congenital absence of the back of the skull.

notanencephalia (no"tan-en-sef-a'le-ah) [Gr. *νῶτον* back + *ἐγκέφαλος* head]. Absence of the cerebellum.

notch (notsh). An indentation or depression; chiefly one on the edge of a bone or other organ. **acetabular n.** See *cotyloid n.* **aortic n.** See *dicrotic n.* **auricular n.** Same as *incisura santorini.* **cardiac n.**, a depression in the anterior border of the left lung for the apex of the heart. **cerebellar n.**, the incisura cerebelli. **clavicular n.**, a notch at the upper end of the sternum for the articulation of the clavicle. **coracoid n.**, a depression at the upper edge of the scapula at the root of the coracoid process. Called also *semilunar n.* **cotyloid n.**, a notch in the acetabulum near the obturator foramen. Called also *acetabular n.* **craniofacial n.**, an opening in the bony partition between the orbital and nasal cavities. **dicrotic n.**, the depression on the sphygmogram of a dicrotic pulse-wave which separates the primary from the dicrotic elevation. It is caused by closure of the aortic valves, and is also called *aortic n.* **ethmoid n.**, the notch between the orbital plates of the frontal bone. **fibular n.**, a depression in the lower end of the tibia for articulation with the fibula. **ilioisciatic n.**, the greater sciatic notch. **interclavicular n.**, the median depression in the upper border of the sternum. **intercondyloid n.**, the notch between the condyles of the femur. **interlobar n.**, the notch on the ventral border of the liver between the right and left lobes. **intertragic n.**, the notch between the tragus and the antitragus. **intervertebral n.**, a depression of the intervertebral pedicles on the upper or lower surface. **ischiatic n.**, the sacrosciatic notch. **jugular n.**, an indentation that forms the posterior boundary of the jugular foramen. **lacrimal n.**, the notch in the edge of the orbital surface of the superior maxillary bone which receives the lacrimal bone. **mandibular n.** Same as *sigmoid n.* **marsupial n.**, the incisura cerebelli posterior. **mastoid n.**, the digastric fossa. **nasal n.**, the interval between the internal angular processes of the frontal bone. **pancreatic n.**, a depression on the posterior surface of the pancreas for the superior mesenteric vessels. **parotid n.**, the notch between the ramus of the mandible and the mastoid process of the temporal bone. **popliteal n.**, a depression of the posterior surface of the head of the

tibia, between the two tuberosities. **preoccipital n.**, a notch on the lower edge of the external surface of a cerebral hemisphere, between the occipital and temporal lobes. **presternal n.**, the interclavicular notch. **pterygoid n.**, the notch between the pterygoid processes of the sphenoid bone. **radial n.**, the lesser sigmoid cavity of the ulna. **n. of Rivinus**, a groove in the osseous tympanic ring filled with Shrapnell's membrane. **sacrosciatic n.**, either one of two notches (greater and lesser) on the posterior border of the innominate bone. **scapular n.** Same as *suprascapular n.* **sciatic n.**, sacrosciatic notch. **semilunar n.** See *coracoid n.* **Sibson's n.**, an inward bend of the left upper limit of precordial dulness in acute pericardial effusion. **sigmoid n.** 1. A deep depression which separates the coronoid and condyloid processes. 2. The intersigmoid fossa. See under *fossa* **sphenopalatine n.**, the space between the orbital and sphenoid processes of the palate bone. **sternal n.**, the interclavicular notch. **supraorbital n.**, a notch near the middle of the supraorbital arch. **suprascapular n.**, a depression in the superior border of the scapula. **suprasternal n.**, a depression at the top of the manubrium. **trigeminal n.**, a notch in the superior border of the petrosal near the apex, transmitting the trigeminal nerve. **tympanic n.** Same as *n. of Rivinus.* **ulnar n.**, the sigmoid cavity of the ulna. **umbilical n.**, the anterior notch of the liver.

note-blindness (nōt'blind-nes). Loss of the power of recognizing musical notes by the eye.

notencephalocele (no''ten-se-fal'os-ēl) [Gr. *νῶτον* back + *ἐγκέφαλος* brain + *κήλη* hernia]. Hernial protrusion of the brain from the back of the head.

notencephalus (no-ten-sef'al-us) [Gr. *νῶτον* back + *ἐγκέφαλος* brain]. A fetal monster affected with notencephalocele.

Nothnagel's sign, test (nōt'nah-gelz) [Hermann *Nothnagel*, German physician, 1841–1905]. See under *sign* and *tests*.

no-threshold body or **substances.** See under *substance*

notifiable (no'ti-fi-a-bl). That should be made known said of diseases that are required to be made known to the board of health.

notochord (no'to-kord) [Gr. *νῶτον* back + *χορδή* cord]. The rod-shaped body, composed of cells derived from the mesoblast, below the primitive groove of the embryo, defining the primitive axis of the body. Called also *chorda dorsalis*.

notogenesis (no-to-jen'es-is) [Gr. *νῶτον* back + *-γεν* to produce]. The development of the notochord.

Notœd'res ca'ti. An itch mite which causes a very persistent and often fatal mange in cats and temporarily infests man.

notomelus (no-tom'el-us) [Gr. *νῶτον* back + *μέλος* limb]. A fetus with accessory limbs.

notomyelitis (no''to-mi-el-i'tis) [Gr. *νῶτον* back + *myelitis*]. Inflammation of the spinal cord.

novain (no-va'in). See *carnitin*.

novargan (no-var'gan). A yellow powder; a protein preparation of silver containing 10 per cent. of silver: used in gonorrhea.

novarsenobenzol (nōv-ar-sen-o-ben'zol). Same as *neosalvarsan*.

novarsenobillon (nōv-ar-sen-o-be'yon). A French make of neosalvarsan.

novaspirin (no-vas'pir-in). Anhydromethylene citryldisalicylate, $CO_2.(OCH_2).C[CH_2(CO_2).C_6H_4.CO_2H]_2$, a grayish-white powder: used like aspirin. Dose, 10–15 gr. (0.66–1 gm.).

novasurol (no-vas'u-rol). A white crystalline, odorless compound, the double salt of sodium mercurichlorphenyl-oxyacetate with diethyl barbituric acid, $(NaO.CO.CH_2.O)Cl.C_6H_3Hg[CO.(NH.CO)_2C(C_2H_5)_2]$, containing 40 per cent. of mercury. Dose as a diuretic or as an antisyphilitic, 1–2 c.c. of a 10 per cent. solution intramuscularly or intravenously.

novatopan, novatophan (no-vat'o-pan, -vat'o-fan). Same as *neocinchophen*.

noviform (no'vif-orm). Novoform.

novocain (no-vo-ka'in). A local anesthetic; a crystalline compound, $NH_2.C_6H_4.CO_2(CH_2)_2.N.(C_2H_5)_2HCl$, or para-amino-benzoyldiethylamino-ethanol hydrochlorid: used in aqueous solution (0.2 to 2 per cent.) like cocain.

novocol (no'vo-kol). Sodium guaiacol monophosphate: used in tuberculosis, chronic bronchitis, and respiratory catarrh.

novoform (no'vo-form). A combination of bismuth oxid with tetra-pyrocatechin: used like iodoform.

novoiodin (no-vo-i'o-din). A proprietary disinfectant hexamethylene amine diiodide, which is said on contact with wound secretion, to liberate iodin and formaldehyd.

novoprotin (no-vo-pro'tin). A sterile solution of a crystalline plant protein used by intravenous injection in inflammatory diseases of the female genitals.

novorenal (no-vo-re'nal). A preparation of novocain and adrenalin hydrochlorid: used as a local anesthetic.

novoscope (no'vo-skōp) [L. *no'vus* new + *scope*]. Fornai's instrument for auscultatory percussion.

novozone (no'vo-zōn). Magnesium peroxid.

novrenin (nōv-ren'in). A proprietary preparation of novocain in a solution of adrenalin chlorid.

noxa (noks'ah), pl. *nox'æ* [L. "harm"]. An injurious agent, act, or influence.

noxious (nok'shus) [L. *nox'ius*]. Hurtful; not wholesome; pernicious.

noyau (nwo-yō') [Fr.]. A liqueur, or cordial, flavored with the kernels of *Cer'asus occidenta'lis*, a cherry; made in the West Indies: elsewhere flavored with peach-kernels, etc.

N-phenylglycinamid-p-arsonic acid. See under *acid*.

N. P. N. Abbreviation for *non-protein nitrogen*.

N-rays. See under *ray*.

Nt. The symbol of *niton*.

nubecula (nu-bek'u-lah) [L. dim. of *nu'bes* cloud]. Slight cloudiness of the cornea or of the urine.

nubility (nu-bil'it-e) [L. *nubil'itas*; from *nube're* to marry]. Marriageableness; fitness to marry: used of the female.

nucha (nu'kah) [L.]. The back, nape, or scruff of the neck.

nuchal (nu'kal). Pertaining to the nucha.

nucin (nu'sin) [L. *nux*, *nu'cis*, nut]. Same as *juglandic acid*.

nucis (nu'sis) [L. gen. of *nux* nut]. Of a nut.

Nuck's canal, hydrocele (nuks) [Anton *Nuck*, Dutch anatomist, 1650–1692]. See *canal* and *hydrocele*.

nuclear (nu'kle-ar). Pertaining to a nucleus. **n. sap.** See *karyolymph*.

nuclease (nu'kle-ās). An enzyme or a group of enzymes which split nucleic acid into mononucleotids and other products. They are present as digestive enzymes in the intestinal tract and as autolytic enzymes in many cells. Similar enzymes are found in bacterial cultures. Cf. *phosphonuclease* and *purin-nuclease*.

nucleated (nu'kle-a-ted) [L. *nuclea'tus*]. Having a nucleus or nuclei.

nuclei (nu'kle-i). Plural of *nucleus*.

nucleic acid (nu-kle'ik). See under *acid*.

nucleicacidase (nu''kle-ik-as'id-ās). An enzyme which splits nucleic acid into nucleotids.

nucleid (nu'kle-id). Any compound of nucleic acid with a metallic element.

nucleiform (nu'kle-if-orm). Shaped like a nucleus.

nuclein (nu'kle-in). A decomposition product of nucleopretein intermediate between native nucleoprotein and nucleic acid (F. Miescher, 1874). It is a colorless, amorphous compound, soluble in dilute alkalies, but insoluble in dilute acids. The nucleins consist of nucleic acid and bases which vary in the different nucleins. Yeast nuclein yields two purins, adenin and guanin, and two pyrimidins, cytosin and uracil. The nucleins include *cell-nucleins* or *true nucleins*, which split up into protein and nucleic acids; *pseudonucleins* and *paranucleins*, or *nucleo-albumins*. The nuclein of various glands is sometimes given therapeutically. Dose, 30–45 gr. (2–3 gm.). **n.-animal**, an animal into whose blood a certain amount of nuclein has been injected. **n.-bases**, the bases formed by the chemic decomposition of nuclein. **yeast-n.**, a nuclein extracted from the cells of the yeast (Saccharomyces) which differs somewhat from that obtained from the thymus gland.

nucleinase (nu'kle-in-ās). Nuclease.

nucleinic acid (nu-kle-in'ik). Same as *nucleic acid*.

nucleinotherapy (nu-kle"in-o-ther'ap-e). Treatment with nucleinate of soda, *e. g.*, in paralysis agitans.

nucleo-albumin (nu"kle-o-al-bu'min). A conjugated protein which differs from nucleoproteins by containing paranucleic acid, which forms no xanthin bodies. Called also *paranuclein* and *pseudonuclein*.

nucleo-albuminuria (nu"kle-o-al-bu-min-u're-ah). The presence of nucleo-albumin in the urine.

nucleo-albumose (nu"kle-o-al'bu-mōs). Nucleo-albumin which has been partly hydrolyzed; it has been found in the urine of osteomalacia.

nucleo-analysis (nu"kle-o-an-al'is-is). Analysis of the blood from the point of view of the nucleated leukocytes.

nucleo-analytic (nu"kle-o-an-al-it'ik). Pertaining to or based on nucleo-analysis.

nucleochylema (nu"kle-o-ki-le'mah) [*nucleus* + Gr. χυλός juice]. The ground-substance of the nucleus of a cell as distinguished from that of the cytoplasm, karyochylema

nucleochyme (nu'kle-o-kīm) [*nucleus* + Gr. χυμός juice]. Same as *karyenchyma*.

nucleofugal (nu-kle-of'u-gal) [*nucleus* + L. *fu'gere* to flee]. Moving away from a nucleus.

nucleogen (nu'kle-o-jen). A proprietary preparation of iron, arsenic, and phosphorus: used as a roborant.

nucleoglucoprotein (nu"kle-o-glu"ko-pro'te-in). A combination of a nucleoprotein with a carbohydrate.

nucleohexyl (nu"kle-o-hex'il). A compound of nucleic acid and hexamethylene tetramin used in 10 per cent. solution for intravenous injections in non-specific protein therapy.

nucleohiston (nu"kle-o-his'ton). 1. A nucleoprotein from the nuclei of lymphocytes, composed of nuclein and histon. 2. A therapeutic extract of the lymphatic glands and spleen of animals: bactericide and antituberculous.

nucleohyaloplasm (nu"kle-o-hi-al'o-plazm). Same as *linin*.

nucleoid (nu'kle-oid). 1. Resembling a nucleus. 2. The granular substance in the erythrocytes formed from the original nucleus.

nucleokeratin (nu"kle-o-ker'at-in). A variety of keratin found in the nervous system.

nucleol (nu'kle-ol). A protein forming soluble compounds with metallic salts.

nucleolar (nu-kle'o-lar). Pertaining to a nucleolus

nucleoliform (nu-kle'ol-if-orm). Shaped like a nucleolus.

nucleolin (nu-kle'o-lin). The substance composing the nucleolus of a cell; plastin.

nucleolinus (nu"kle-o-li'nus). A deeply staining granule in the nucleolus.

nucleoloid (nu'kle-o-loid). Resembling a nucleolus.

nucleololus (nu-kle-ol'o-lus). A nucleolonucleus.

nucleolonucleus (nu"kle-o-lo-nu'kle-us). A nuclear mass within a nucleus.

nucleolus (nu-kle'o-lus), pl. *nucle'oli* [L. dim. of *nu'cleus*]. A round achromatic body within the nucleus of a cell. Called also *plasmosome, chromatin n.*, and *karyosome*. **false n.** See *karyosome*. **secondary n.**, a mass sometimes seen near a nucleolus, and looking like a separated portion of the latter.

nucleomicrosome (nu"kle-o-mi'kro-sōm) [*nucleus* + Gr. μικρός small + σῶμα body]. Any one of the minute segments of a chromatin fiber.

nucleon (nu'kle-on). Same as *phosphocarnic acid*. See under *acid*.

nucleonic (nu-kle-on'ik). Pertaining to a nucleus. Consisting of compounds of one or more protein molecules with nucleic acid.

nucleopetal (nu-kle-op'et-al) [L. *nu'cleus* nucleus + *pet'ere* to seek]. Directed toward a nucleus.

Nucleophaga (nu-kle-of'ag-ah) [*nucleus* + Gr. φάγειν to eat]. An organism which is parasitic in amebas, destroying the nucleus of the latter.

nucleoplasm (nu'kle-o-plazm) [*nucleus* + *plasma*]. The protoplasm composing the nucleus of a cell; karyoplasm.

nucleoprotamin (nu"kle-o-pro-tam'in). A compound of protamin and nucleic acid found chiefly in fish sperm.

nucleoproteid (nu"kle-o-pro'te-id). Same as *nucleoprotein*.

nucleoprotein (nu"kle-o-pro'te-in). The conjugated protein found in the nuclei of cells. It is a combination of nucleic acid with simple proteins. In digestion a protein fraction is first broken off, thus producing nuclein, and on further digestion the rest of the protein is removed, leaving nucleic acid. It is the most important constituent of nuclei and of chromatin.

nucleoreticulum (nu"kle-o-re-tik'u-lum) [*nucleus* + *reticulum*]. Any intranuclear network.

nucleose (nu'kle-ōs). Any albumose of the class to which the vegetable nucleo-albumins belong. The nucleoses are foods, and are also antiseptic, bactericidal, phagocytic, and diuretic.

nucleosid, nucleoside (nu'kle-o-sid) One of the glucosidic compounds into which a nucleotid is split by the action of nucleotidase or by chemical means. It is a combination of a sugar (a hexose or pentose) with a purin or a pyramidin base.

nucleosidase (nu'kle-o-sid-ās). A ferment which splits nucleosid into a carbohydrate portion (pentose) and a base. The nucleosidases are adenosin-hydrolase, guanosin-hydrolase, inosin-hydrolase, and xanthosin-hydrolase.

nucleosin (nu'kle-o-sin). Same as *thymin*.

nucleospindle (nu"kle-o-spin'dl). The spindle-shaped body in mitosis.

nucleotherapy (nu"kle-o-ther'ap-e) [*nuclein* + *therapy*]. The treatment of disease with nucleins.

nucleothyminic acid (nu"kle-o-thi-min'ik). See under *acid*.

nucleotid, nucleotide (nu'kle-o-tid). One of the compounds into which nucleic acid is split by the action of nuclease. See *mononucleotid*.

nucleotidase (nu-kle-ot'id-ās). An enzyme which splits nucleotids into nucleosids and phosphoric acid; called also *phosphonuclease*.

nucleotoxin (nu"kle-o-toks'in). A toxin from cell-nuclei; also any toxin which affects the cell-nuclei.

nucleus (nu'kle-us), pl. *nu'clei* [L.]. 1. A spheroid body within a cell, forming the essential and vital part. It is distinguished from the rest of the cell by its denser structure and by containing nuclein. It is made up of a network of threads (*chromatin*) contained in a clear liquid (*achromatin*). 2. A group of nerve-cells in the central nervous system. 3. In chemistry, the central element in the molecule of a compound; the framework of a molecule. 4. The center of an atom made up of alpha particles, protons, and electrons. It contains an excess of positive electricity, the exact amount depending on the atomic number, and constitutes almost all of the mass of the atom. **abducens n., n. abducen'tis,** the nucleus of origin of the abducens nerve, a gray mass within the lower part of the pons, near the floor of the fourth ventricle. **accessory auditory n.,** a mass of gray matter in the oblongata at the junction of the lateral and median roots of the auditory nerve. **n. acus'ticus,** the auditory nucleus. **n. a'læ cine'reæ** [B N A], the sensory nucleus of the vagus and glossopharyngeal nerves situated below the acoustic area in the floor of the fourth ventricle. **n. ambig'uus** [B N A], the nucleus of the glossopharyngeal nerve in the oblongata. **n. amyg'dalæ** [B N A], **amygdaloid n.,** a small mass of subcortical gray matter under the tip of the temporal lobe, anterior to the lateral end of the descending cornu of the lateral ventricle of the brain. **n. angula'ris.** See *Bechterew's n.* **n. ante'rior thal'ami,** a nucleus in the dorsal part of the thalamus penetrating like a wedge between the medial and lateral nuclei. **n. arcifor'mis,** a small mass of gray matter on the surface of the anterior pyramid of the oblongata. **n. arcua'tus,** a gray nucleus within the thalamus, situated dorsad from the red nucleus. **atomic n., n. of atom.** See *nucleus*, 4th def. **auditory n.,** any one of the nuclei in the oblongata whence the auditory nerves arise. See *accessory auditory n*, *Bechterew's n.*, *Deiters's n.* **Balbiani's n.** See *yolk n.* **n. basa'lis,** the inferior olivary body **Bechterew's n.,** a nucleus of gray matter situated within the lateral wall of the fourth ventricle, above Deiters's nucleus It gives origin to fibers of the median and vestibular roots of the auditory nerve. Called also *n. angularis* and *n. vestibuli.* **Béclard's n.,** a vascular lenticular-shaped nucleus of bone seen in the cartilage of the lower epiphysis of the femur during the thirty-seventh week of fetal life. **Blumenau's n.,** the lateral portion of the cuneate nucleus. **Burdach's n.,** the cuneate nucleus. **caudal n.,** the oculomotor nucleus **caudate n., n. cauda'tus** [B N A], a part of the corpus striatum which projects anteriorly into the lateral ventricle. **n. cerebel'li,** dentate nucleus. **n. cerebel'loacus'ticus,** a mass of nerve-cells in the wall of the fourth ventricle. **cervical n.,** a nucleus in the spinal cord opposite the third and fourth cervical nerves **n. cine'reum,** the gray matter of the restiform bodies. **Clarke's n.,** an aggregation of nerve-cells at the level of the third cervical nerve. **cleavage-n.** See *segmentation n.* **cochlear n.,** the ventral part of the auditory nucleus. **n. collic'uli inferio'ris** [B N A], a mass of gray matter in the center of the testis of the corpora quadrigemina. **conjugation-n.** Same as *segmentation n.* **n. cor'poris genicula'ti latera'lis** [B N A], a mass of gray matter in the lateral geniculate body. **n. cor'poris genicula'ti media'lis** [B N A], a mass of gray matter in the medial geniculate body. **cuneate n.,** the continuation of the cuneate fasciculus into the oblongata. **Darkschewitsch's n.,** a mass of cells in the upper part of the aqueduct above the third nucleus, and extending into the walls of the third ventricle. The cells are connected with the posterior commissure and the posterior longitudinal fasciculus. **Deiters's n.,** a mass of gray matter in the oblongata on the inner side of the restiform body: it gives origin to the median root of the auditory nerve. **dentate n.,** a large nucleus embedded within the hemisphere of the cerebellum from which the fibers of the brachium conjunctivum arise. **n. de reliquat,** rest-body. **diploid n.,** a nucleus containing the fundamental somatic number of chromosomes. **dorsal n.** Same as *Clarke's column.* **dorsal vagoglossopharyngeal n.,** a long cell-column placed dorsad to the hypoglossal nucleus. **Duval's n.,** an assemblage of multipolar ganglion cells situated ventrolaterad from the hypoglossal nucleus in the oblongata. **Edinger's n.** 1. Same as *Westphal's n.* 2. A nucleus at the beginning of the sylvian aqueduct in the third ventricle. **emboliform n.,** a small mass between the dentate nucleus and the nucleus fastigii. **n. facia'lis,** a nucleus of the pons which supplies the orbicularis palpebrarum and frontalis muscles. **n. fasti'gii** [B N A], a flat mass of gray matter in the cerebellum over the roof of the fourth ventricle. Called also *fastigatum.* **fertilization n.** See *synkaryon.* **free n.,** a cell-nucleus from which the other parts of the cell have disappeared, the nucleus retaining its functional activity. **n. funic'uli cunea'ti** [B N A], the cuneate nucleus. **n. funic'uli gra'cilis** [B N A], the nucleus gracilis. **gametic n.,** the gonad of sarcodina. **germ n., germinal n.** Same as *pronucleus.* **gingival n.,** a part of the cerebellum in the third and fourth months of fetal life. **n. globo'sus** [B N A], a mass of gray matter in the cerebellum between the nucleus dentatus and nucleus fastigii. **Goll's n.,** a nucleus in the basal part of the posterior pyramid of the oblongata. **gonad n.,** the reproductive nucleus of a cell as distinguished from the trophonucleus. **n. gra'cilis,** a column of gray substance in the dorsal pyramid of the oblongata. **gray n.,** the gray substance of the spinal cord. **n. haben'ulæ** [B N A], the nuclear mass of the habenula (see *habenula*); it is a center for the correlation of olfactory sensory impulses. Called also *ganglion habenulæ, habenula,* and *habenular body.* **haploid n.,** a nucleus containing the reduced or gametic number of chromosomes. **hypoglossal n.,** the nucleus of origin of the hypoglossal nerve situated in the medulla, anterior to the central canal, and between the level of the decussation of the pyramids and the calamus scriptorius. **n. hypothalam'icus** [B N A], Luys' body, a lens-shaped collection of gray matter in the subthalamic portion of the hypothalamus. See *subthalamus.* **n. intercala'tus,** a group of ganglion-cells between the dorsal nucleus of the vagus nerve and that of the hypoglossal nerve. Called also *Staderini's n.* **interpeduncular n.,** a nucleus situated between the cerebral peduncles which receives the habenulopeduncular tract. **intraventricular n.,** the nucleus caudatus. **Kaiser's n.,** longitudinal motor nuclei in the cervical and lumbar enlargements of the cord, between the intermediolateral column and the median column. **Klein-Gumprecht n.,** unstainable nuclei seen in degenerating lymphocytes in leukemia. **Kölliker's n.,** the gray matter surrounding the central canal of the spinal cord. **large-cell n.** See *n. ambiguus* **large-cell auditory n.** See *Deiters's n.* **laryngeal n.,** the nucleus of origin of the nerve-fibers going to the larynx. **n. latera'lis** [B N A], a mass of cells in the medulla oblongata between the olive and the substantia gelatinosa of Rolando. **Laura's n.,** the external auditory nucleus. **lenticular n.,** the part of the corpus striatum external to the third ventricle. **n. lentifor'mis** [B N A], the lenticular nucleus. **n. len'tis,** the nucleus of the crystalline lens. **Luys's n.,** the hypothalamus or, more correctly, its ventral layer. **n. media'lis thal'ami,** a nucleus of the thalamus situated between the central gray matter of the third ventricle and the internal medullary lamina. **medullary n.,** the white matter of the cerebellum. **merocyte n.** Same as *merocyte.* **mesencephalic n.** Same as *Spitzka's n.* **Monakow's n.,** the lateral part of the cuneate nucleus. **motion**

n., kinetonucleus. **motor n.**, any collection of cells of the central nervous system giving origin to a motor nerve. **nerve n.**, a nucleus of the nervous system connected with the roots of a cranial nerve. **n. ner'vi abdu'centis** [B N A]. See *abducens n.* **n. ner'vi acus'tici** [B N A], the auditory nucleus. **n. ner'vi cochlea'ris** [B N A], the cochlear nucleus. **n. ner'vi fa'cialis** [B N A], the facial nucleus. **n. ner'vi hypoglos'si** [B N A], the hypoglossal nucleus. **n. ner'vi oculomoto'rii** [B N A], the oculomotor nucleus. **n. ner'vi trochlea'ris** [B N A], the trochlear nucleus. **n. ner'vi vestibula'ris** [B N A], the vestibular nucleus. **nutrition n.**, trophonucleus. **oculomotor n.**, the nucleus of the oculomotor nerve under the aqueduct of Sylvius. **olivary n.**, the olivary body. **n. of origin**, any collection of ganglion-cells giving origin to the fibers, or a part of the fibers, of a nerve. **Pander's n.**, a lentil-shaped mass of gray matter between the tegmental nucleus and the corresponding corpus albicans, beneath the optic thalamus. **Perlia's n.**, an oculomotor center situated in the cinerea below the aqueduct of Sylvius. **Piorry's n.**, an area of dulness to percussion on the back over the liver. **polymorphic n.**, a nucleus that assumes an irregular form or splits up into more or less completely separated lobes. **n. pon'tis** [B N A], numerous small masses of gray matter within the pons. **n. pulpo'sus**, a pulpy mass in the center of the intervertebral disks. **pyramidal n.**, the inner accessory olivary nucleus. **n. quin'tus**, the nucleus of origin of the trigeminal nerve. **red n.** See *tegmental n.* **reproductive n.**, *micronucleus*. **Roller's n.**, a nucleus near the hilum of the olivary body. **Roller's central n.**, a nucleus in the oblongata near the raphé, and between the posterior longitudinal fasciculus and the lemniscus. **roof n.**, a nucleus in the middle lobe of the cerebellum over the roof of the fourth ventricle. **n. ru'ber** [B N A]. See *tegmental n.* **sacral n.**, a mass of gray substance in the spinal cord opposite the origin of the second and third sacral nerves. **segmentation n.**, the nucleus of a fertilized ovum formed by the union of a male with a female pronucleus and undergoing segmentation. Called also *cleavage n.* **sensory n.**, a nucleus of nerve-cells forming the origin of the sensory portion of the trigeminal nerve. **shadow n.**, a nucleus without any staining properties; an unstainable nucleus. **Siemerling's n.**, one of the anterior group of oculomotor nuclei in the cinerea under the aqueduct of Sylvius. **somatic n.**, macronucleus. **sperm n.**, the male pronucleus. **Spitzka's n.**, one of a group of oculomotor nuclei in the cinerea below the aqueduct of Sylvius. **Staderini's n.** See *n. intercalatus*. **Stilling's n.** 1. The deep origin of the hypoglossal nerve in the floor of the fourth ventricle. 2. The tegmental nucleus. **Stilling's sacral n.**, the sacral nucleus. **subependymal n.**, the internal nucleus of the auditory nerve. **subthalamic n.**, nucleus hypothalamicus. **superior n.** Same as *Deiters's n.* **n. tæniæfor'mis**. See *claustrum*. **tegmental n.**, a nucleus of gray matter containing numerous ganglion-cells of a red color, in the tegmental region of the crus cerebri near the optic thalamus. Called also *n. tegmenti, red n., roof n., Stilling's n.*, and *tectorial cerebellar n.* **n. of termination, terminal n.**, a nucleus into which a fiber tract discharges. **n. trac'tus solita'rius** [B N A], the nucleus of termination of the vagus and glossopharyngeal nerves. **triangular n.**, the cuneate nucleus. **vagoglossopharyngeal n.**, the common nucleus of deep origin of the vagus and glossopharyngeal nerves. **vesicular n.**, a form of cell-nucleus the membrane of which stains deeply, while the central part is rather pale. **n. vestibula'ris.** Same as *Bechterew's n.* **vitelline n.**, a nucleus produced by the fusion of the male and female pronuclei in the vitellus. **Volt's n.**, a cerebellar nucleus accessory to the corpus dentatum. **Westphal's n.**, a small gray nucleus beneath the aqueduct of Sylvius, the origin of some of the fibers of the trochlear nerve. **white n.**, the white part of the dentate body of the olive. **yolk n.**, a large dark body of radiate structure within the vitellus of the developing oöcyte; called also *vitelline body, Balbiani's body*, and *Balbiani's n.* **zygote n.**, the nucleus of the fertilized egg.

Nuel's space (ne-elz') [J. P. *Nuel*, Belgian oculist, 1847–1920]. See under *space*.

nuforal (nu'fo-ral). A proprietary remedy for tuberculosis containing formic acid, nucleinic acid, and allyl sulphid.

Nuhn's glands (noonz) [Anton *Nuhn*, German anatomist, 1814–1889]. See under *gland*.

nullipara (nul-ip'ar-ah) [L. *nul'lus* none + *par'ere* to bear]. A woman who has never borne a child.

nulliparity (nul-ip-ar'it-e). The condition or fact of being nulliparous.

nulliparous (nul-ip'ar-us). Having never given birth to a child.

number, acetyl. The number of milligrams of KOH necessary to neutralize the acetic acid saponified from 1 gram of acetylated fat. It represents the extent to which the fatty acids are oxidized. **acid n.**, the number of milligrams of potassium hydroxid necessary to neutralize the free fatty acids in 1 gram of substance. It represents a measure of the amount of free fatty acids in the fat. **atomic n.**, the amount of positive charge on the nucleus expressed as protons In a neutral atom the surrounding electrons represent a corresponding amount of negative electricity. When arranged according to the atomic numbers the atoms form a series very similar to the periodic table, but without some of its difficulties. **Avogadro's n.**, 6.06×10^{23} being the number of molecules contained in one mole of any substance. **Hehner n.**, the percentage of water-insoluble fatty acids obtainable from a fat. **Hittorf n.**, the portion of the current conducted by an ion in electrolysis; called also *transport n.* **Hübl n.**, iodin number. **hydrogen n.**, the amount of hydrogen that fats can take up. It represents the amount of unsaturated fatty acids present. **iodin n.**, the amount of iodin which 1 gram of the fat can take up. It indicates the amount of unsaturated fatty acids present in the fat. **isotopic n.**, the number which added to twice the atomic number gives the atomic weight. **Loschmidt's n.** 1. Avogadro's number. 2. The number of molecules per unit volume of an ideal gas at 0° C. and normal pressure **polar n.**, the number of valences (positive or negative) possessed by an atom in any particular compound. **Reichert-Meissl n.**, the number of cubic centimeters of N/10 KOH required to neutralize the volatile fatty acids distilled from 5 grams of fat after it has been saponified with KOH and then made acid with H_3PO_4 or H_2SO_4. **saponification n.**, the number of milligrams of potassium hydroxid required to neutralize the fatty acids in 1 gram of a fat or oil. It indicates the average size of the fatty acid molecules or the amount of the lower fatty acids present. **transport n.** See *Hittorf n.* **wave n.**, in light waves the reciprocal of the wave length expressed as a fraction of a centimeter.

nummiform (num'if-orm) [L. *num'mus* coin + *for'ma* form]. Shaped like a coin or round disk.

nummular (num'u-lar) [L. *nummula'ris*]. 1. Coin-shaped. 2. Made up of round, flat disks. 3. Piled, like coins, in a rouleau.

nummulation (num-u-la'shun). The assumption of a nummular form.

numoquin (nu'mo-kwin). Same as *ethylhydrocuprein*. **n. hydrochlorid.** Same as *optochin*.

Nun's murmur (nunz). Same as *bruit de diable*.

nunnation (nun-a'shun) [Heb. *nun* letter N]. The too frequent use of *n*-sounds, or the nasalizing of sounds or words.

Nuphar (Nym'phæa) ad'vena, N. kalmia'na (nu'far). The yellow pond-lily, or spatter-dock, of North America: the roots are used in preparing poultices for carbuncles.

nupharin (nu'far-in). An alkaloid, $C_{18}H_{24}N_2O_2$, from *Nuphar luteum*.

nuptiality (nu-shal'it-e) [L. *nuptus* married]. The proportion of marriages to the population.

nurse (ners). A person who takes care of the sick, wounded, or enfeebled, especially one who makes a profession of it. **district n.**, the name given in Great Britain to a visiting nurse, from the fact that such a nurse was placed in charge of each one of the districts into which the city or community was divided. **graduate n.**, a nurse who is a graduate of a training school. **public health n.**, a graduate nurse employed in a community to safeguard the health of its people. She gives care to the sick or their homes, promotes health by teaching families how to keep well, and assists in the prevention of disease. **Queen's n.**, in Great Britain, a district nurse who has been trained at or in accordance with the regulations of the Queen Victoria Jubilee Institute for Nurses. **registered n.**, a graduate nurse who has been registered and licensed to practice by a State Board of Nurse Examiners or other state authority. Such a nurse is legally entitled to place the letters R. N. after her name. **school n.**, a trained nurse whose duties are to visit the elementary public schools and supplement the work of the physician in medical inspection of schools. **trained n.**, a nurse who has been trained in and graduated from a training school. **visiting n.**, a trained nurse, employed by an association, whose duties consist in visiting and caring for the sick poor in their homes. **wet n.**, a woman who furnishes breast feeding for the infants of others.

nurses' contracture (ner'sez). See *contracture*.

Nussbaum's cells, experiment (noos'bowms) [Moritz *Nussbaum*, German histologist, 1850–1915]. See under *cell* and *experiment*.

Nussbaum's narcosis (noos'bowms) [Johann Nepomuk von *Nussbaum*, German surgeon, 1829–1890]. See *narcosis*.

nutarian (nu-ta're-an). One who lives chiefly on nuts.

nutation (nu-ta'shun) [L. *nuta'tio*]. The act of nodding: a to-and-fro movement.

nutgall (nut'gawl) [L. *gal'la*]. An excrescence growing upon oak-trees, especially the *Quer'cus infecto'ria*, and produced by the puncture on the leaf-bud and by the deposited ova of an insect, *Cy'nips tinc'to'ria*. Nutgalls contain tannic and gallic acids, and are used as astringents in diarrhea and relaxed mucous membranes. Dose, 8 gr. (0.5 gm.); of tincture, 30–60 min. (2–4 c.c.). They are also used in preparing *unguen'tum gal'læ* and *unguen'tum gal'læ cum o'pio*.

nutmeg (nut'meg) [L. *myris'tica*]. The kernel of the seed of *Myris'tica frag'rans*, a tree of various hot regions, a native of the East Indies. From it are derived a volatile and a fixed oil, the latter being a thick, butter-like substance, which is used as a demulcent and excipient. Nutmeg and its volatile oil are used as flavoring agents. Dose of spirit, 30–60 min. (2–4 c.c.). Nutmeg is used in aromatic powder (*pul'vis aromat'icus*). Dose, 10–30 gr. (0.66–2 gm.); also in *pul'vis cre'tæ aromat'icus*. Dose, 30–60 gr. (2–4 gm.).

nutmeg liver. The liver of cirrhosis.

nutmeggy (nut'meg-e). Resembling a nutmeg in cross-section.

nutone (nu'tōn). A proprietary nutritive tonic.

nutrabin (nu'trab-in). A proprietary food preparation of beef and milk proteins.

nutramin, nutramine (nu-tram'in). Same as *vitamin*.

nutrescin (nu-tres'in). A substance supposed to be split off from the bioplasmin molecule and to supply the nutrition of the cell.

nutriant (nu'tre-ant). A drug which affects the nutritive or metabolic processes of the body.

nutriceptor (nu-tri-sep'tor). A receptor or side-chain which combines with nutritive matter to serve the nutrition of a cell.

nutricia (nu-trish'e-ah). A proprietary milk-preparation for infants' food.

nutrient (nu'tre-ent) [L. *nu'triens*]. Nourishing; affording nutriment.

nutriment (nu'tre-ment) [L. *nutrimen'tum*]. Nourishment; nutritious material.

nutrin (nu'trin). A proprietary food-preparation of meat.

nutrition (nu-trish'un) [L. *nutri'tio*]. 1. The process of assimilating food. 2. Nutriment. **adequate n., optimal n.** See under *diet*.

nutritional (nu-trish'un-al). Relating to or affecting nutrition.

nutritious (nu-trish'us) [L. *nutri'tius*]. Affording nourishment.

nutritive (nu'trit-iv). Pertaining to nutrition.

nutritorium (nu-trit-o're-um) [L. *nutrito'rius* nourishing]. The apparatus of nutrition.

nutrivoid flour (nu'triv-oid). A proprietary non-nutritive flour used to give bulk to food in restricted diets.

nutrolactis (nu-tro-lak'tis). A proprietary galactagogue composed of the fluidextracts of *Gale'ga officina'lis*, *G. appolin'ea* (each, 3 parts), and *G. tephro'sia* (1 part).

nutrole (nu'trōl). A proprietary food preparation containing animal and vegetable fats emulsified with eggs and preserved with brandy.

nutrose (nu'trōs). Neutral casein sodium; a dry food-preparation of milk for the use of invalids.

Nuttallia (nut-tal'e-ah) [George H. F. *Nuttall*, biologist, Cambridge University, born 1862]. Same as *Piroplasma equi*.

nuttalliosis (nut-al-e-o'sis). Infection with *Nuttallia*.

nux moschata (nuks mos-ka'tah). In homeopathy, a tincture made from powdered nutmeg, used in nervous and mental disorders, insomnia, flatulence, etc, in doses of sixth, thirtieth, and two hundredth potencies.

nux vomica (nuks vom'ik-ah). The poisonous seed of *Strych'nos nux-vom'ica*, a loganiaceous tree of the East Indies. It contains several alkaloids, the principal ones being strychnin and brucin, on which the properties of the drug depend. It is a bitter tonic, stimulating the gastric secretion. It is a heart stimulant and a stimulant to the respiration and the motor centers of the cord. In large doses it causes tetanic convulsions. Nux vomica is used in dyspepsia and loss of appetite, in chronic constipation from atony of the intestine, in acute infectious diseases, in shock, in conditions attended with dyspnea, in poisoning by opium, lead, tobacco, or alcohol, in bronchitis, and in incontinence of urine from atony of the bladder. Dose, 1–5 gr. (0.066–0.333 gm.); of abstract, ¼–½ gr. (0.016–0.033 gm.); of extract (U. S. P.), ⅛–¼ gr. (0.008–0.033 gm.); of fluidextract, 1–5 min. (0.066–0.333 c.c.); of tincture (U. S. P.), 5–20 min. (0.333–1.333 c.c.).

Nuzum's micrococcus [John W. *Nuzum*, American pathologist, born 1890]. See under *micrococcus*.

Nv. Abbreviation for *naked vision*.

nyctalgia (nik-tal'je-ah) [Gr. *νύξ* night + *ἄλγος* pain]. Pain that occurs in sleep only.

nyctalope (nik'tal-ōp). A person affected with nyctalopia.

nyctalopia (nik-tal-o'pe-ah) [Gr. *νύξ* night + *ἄλαος* blind + *ὤψ* eye]. 1. Night-blindness; failure or imperfection of vision at night or in a dim light, with good vision only on bright days (Heberden, 1767). 2. Less correctly, day-blindness, or hemeralopia, a condition in which the patient sees better in an obscure light than in bright sunlight.

nycterine (nik'ter-in) [Gr. *νύκτερος* at night]. 1. Occurring at night. 2. Obscure.

nyctophobia (nik-to-fo'be-ah) [Gr. *νύξ* night + *φόβος* fear]. Morbid dread of darkness.

nyctophonia (nik-to-fo'ne-ah) [Gr. *νύξ* night + *φωνή* voice]. Loss of voice during the day.

Nyctotherus (nik-toth'er-us). A genus of infusorian microparasites. *N. africa'nus* was found in large numbers in the cecum of a case of sleeping sickness. *N. fa'ba* has been found in the diarrheal discharges of the human subject. *N. gigan'tus*, a large species found in the intestines of a man in Germany.

nyctotyphlosis (nik"to-tif-lo'sis) [Gr. *νυξ* night + *τύφλωσις* blindness]. Nyctalopia.

nycturia (nik-tu're-ah) [Gr. *νυξ* night + *οὖρον* urine]. Nocturnal incontinence of urine; frequent urination during the night, *i. e.*, between 7 P. M. and 7 A. M.

N. Y. D. Abbreviation for *not yet diagnosed*.

Nylander's test (ni'lan-derz) [Claes Wilhelm Gabriel *Nylander*, Swedish chemist, born 1835]. See under *tests*.

nympha (nim'fah), pl. *nym'phæ* [L.; Gr. *νύμφη* maiden]. A labium minus.

Nymphæa (nim-fe'ah). See *Nuphar*.

nymphectomy (nim-fek'to-me) [Gr. *νύμφη* nymph + *ἐκτομή* excision]. Excision of the nymphæ.

nymphitis (nim-fi'tis). Inflammation of the nymphæ.

nymphocaruncular sulcus (nim"fo-kar-unk'u-lar). See under *sulcus*.

nymphohymenal sulcus (nim"fo-hi'men-al). See under *sulcus*.

nympholepsy (nim'fo-lep-se) [Gr. *νύμφη* nymph + *λήψις* seizure]. 1. Ecstatic frenzy; morbid exaltation. 2. Surgical removal of the nymphæ.

nymphomania (nim-fo-ma'ne-ah) [Gr. *νύμφη* nymph + *μανία* madness]. Insane sexual desire in the female.

nymphomaniac (nim-fo-ma'ne-ak). 1. Affected with nymphomania. 2. One who is affected with nymphomania.

nymphoncus (nim-fong'kus) [Gr. *νύμφη* nymph + *ὄγκος* tumor]. Swelling of the nymphæ.

nymphotomy (nim-fot'o-me) [*nympha* + Gr. *τομή* a cutting]. Excision of the nymphæ, or clitoris.

Nyssa (nis'ah) [L.]. See *tupelo*.

Nyssorhynchus (nis-o-ring'kus). A genus of anopheline mosquitos, several species of which act as carriers of the malarial parasite.

nystagmic (nis-tag'mik). Pertaining to or characterized by nystagmus.

nystagmiform (nis-tag'mif-orm). Resembling nystagmus.

nystagmograph (nis-tag'mo-graf) [*nystagmus* + Gr. *γράφειν* to write]. An instrument for recording the movements of the eyeball in nystagmus.

nystagmoid (nis-tag'moid). Resembling nystagmus.

nystagmus (nis-tag'mus) [Gr. *νυστάζειν* to nod]. An involuntary rapid movement of the eyeball, which may be either lateral, vertical, rotary, or mixed, *i. e.*, composed of two varieties. **n. against the rule**, miners' nystagmus, coming on when the eyes are moved downward. **aural n.**, nystagmus due to disturbances in the labyrinth. **caloric n.**, the nystagmus produced in *Bárány's sign*, which see. **Cheyne's n.**, a peculiar rhythmic eye movement resembling Cheyne-Stokes respiration in its rhythm. **jerking n.** See *rhythmic n.* **lateral n.**, a rolling of the eyes horizontally, or from right to left. **miners' n.**, an occupation neurosis of the eyes peculiar to miners. **oscillating n.** See *undulatory n.* **palatal n.**, spasm of the levator palati muscle. **resilient n.** See *rhythmic n.* **rhythmic n.**, nystagmus which consists of a slow movement in one direction, followed by a rapid return movement in the opposite direction. Called also *resilient n.* and *jerking n.* **rotatory n.**, the rotation of the eyes about the visual axis. **undulatory n.**, one which consists of two and fro movements of equal velocity Called also *vibrating n.* and *oscillating n.* **vertical n.**, an up-and-down movement of the eyes. **vestibular n.**, nystagmus due to aural disturbance. **vibratory n.** See *undulatory n.*

nystaxis (nis-tak'sis). Nystagmus.

nyxis (nik'sis) [Gr. *νύξις* pricking]. Puncture, or paracentesis.

O

O. 1. The symbol for *oxygen*. 2. An abbreviation for L. *oc'ulus*, eye; *octa'rius*, pint; *opening*.

o-. An abbreviation for *ortho-*.

O_2. 1. Symbol for *both eyes*. 2. The diatomic gas, oxygen.

oak (ōk). A cupuliferous tree of the genus *Quer'cus*. The bark of all species contains a large proportion of tannin. Decoctions of the bark of *white oak* (*Quer'cus al'ba*) and that of *Quer'cus ro'bur*, of Europe, are used as astringents in hemorrhoids, leukorrhea, ulcers, relaxation of the pharynx and uvula, etc. **dyers' o.** (*Quer'cus lusitan'ica*) affords nutgall.

oakum (o'kum). Prepared fiber from old ropes: used in surgery as a dressing for wounds and in the making of pads to absorb lochial discharges.

oarialgia (o"a-re-al'je-ah) [Gr. *ᾠάριον* ovary + *ἄλγος* pain]. Pain in the ovary; ovarialgia.

oaric (o-a'rik) [Gr. *ᾠάριον* ovary]. Pertaining to the ovary; ovarian.

oario-. For words beginning thus, see those beginning *ovario-*.

oariopathy (o-a-re-op'ath-e) [Gr. *ᾠάριον* ovary + *πάθος* disease]. Ovarian disease.

oariotomy (o"a-re-ot'o-me) [Gr. *ᾠάριον* ovary + *τέμνειν* to cut]. Same as *ovariotomy*.

oaritis (o-a-ri'tis) [Gr. *ᾠάριον* ovary + *-ιτις* inflammation]. Ovaritis.

oarium (o-a're-um), pl. *oa'ria* [L.; Gr. *ᾠάριον* little egg]. An ovary.

oasis (o-a'sis), pl. *oa'ses*. An island or spot of healthy tissue in a diseased area.

oat (ōt). See *Avena*.

oatmeal (ōt'mēl). A meal made from oats and used in the preparation of a bland, nutritious food.

ob- [L. *ob* against]. A prefix signifying *against, in front of*, etc.

obdormition (ob-dor-mish'un) [L. *obdormit'io*]. Numbness and anesthesia of a part from nerve-pressure; the condition of a part of a limb when it is said to be "asleep."

obduction (ob-duk'shun) [L. *obduc'tio*]. A medico-legal autopsy.

O'Beirne's sphincter, tube (o-birnz') [James *O'Beirne*, Irish surgeon, 1786–1862]. See *sphincter, tube.*

obeliac (o-be'le-ak). Pertaining to the obelion.

obeliad (o-be'le-ad). Toward the obelion.

obelion (o-be'le-on) [dim. of Gr. *ὀβελός* spit]. A point on the sagittal suture where it is crossed by a line which connects the parietal foramina.

Obermayer's test (o'ber-mi-erz) [Fritz *Obermayer*, physiologic chemist in Vienna, 1861–1925]. See under *tests.*

Obermeier's spirillum (o'ber-mi-erz) [Otto Hugo Franz *Obermeier*, German physician, 1843–1873]. Spironema recurrentis.

Obermüller's test (o'ber-mil-erz) [Kuno *Obermüller*, German physician, born 1861]. See *under tests.*

Oberst's method, operation (o'bersts) [M. *Oberst*, German surgeon, 1849–1925]. See *method* and *operation.*

obese (o-bēs') [L. *obe'sus*]. Excessively fat; corpulent.

obesitas (o-be'sit-as) [L.]. Obesity, adiposis.

obesitine (o-bes'it-īn). A proprietary antifat.

obesity (o-bes'it-e) [L. *obes'itas*]. An excessive accumulation of fat in the body; corpulence; fatness. **hyperplasmic o.**, obesity due to increase in the body protoplasm, as distinguished from that due to accumulation of fat and water. **hypoplasmic o.**, obesity due to increase of fat and water and marked by decrease of the body protoplasm.

obex (o'beks) [L. "barrier"]. [B N A] A thickening of the ependyma at the point of the calamus scriptorius.

obfuscation (ob-fus-ka'shun) [L. *obfusca'tio* a darkening]. The act of rendering or process of becoming obscure; a darkening.

object-blindness (ob"jekt-blind'nes). See *blindness.*

object-glass (ob'jekt-glas). The lens of a microscope nearest the object.

objective (ob-jek'tiv) [L. *objecti'vus*]. 1. Pertaining to things that are the objects of the external senses. 2. Perceptible to the senses. 3. The lens or system of lenses at the end of a microscope (or telescope) that is nearest to the object under examination. **achromatic o., apochromatic o.**, an objective in which the lenses are so chosen and designed that the natural chromatic aberration is partly eliminated. The achromatic objective is corrected for two colors, the apochromatic for three **fluorite o.**, an objective in which some of the lenses are made from fluorite instead of glass. **immersion o.**, an objective designed to have its tip and the object connected by a liquid instead of by air. The liquid may be water (water immersion) or a specially prepared cedar oil (oil immersion) with an index of refraction the same as glass (homogenous oil immersion).

obligate (ob'lig-āt) [L. *obliga'tus*]. Necessary; compulsory; not facultative.

oblique (ob-lēk', ob-lik') [L. *obli'quus*]. Slanting; inclined; between a horizontal and a perpendicular direction.

obliquimeter (ob-lik-wim'et-er) [*oblique* + Gr. *μέτρον* measure]. An instrument for measuring the obliquity of the pelvic brim.

obliquity (ob-lik'wit-e). The state of being oblique, or slanting. **Litzmann's o.**, inclination of the fetal head so that the posterior parietal bone presents to the parturient canal. **Naegele's o.** See *Naegele's pelvis*, under *pelvis.* **Roederer's o.**, the position of the fetal head with the occiput presenting at the brim of the pelvis.

obliquus (ob-li'kwus) [L.]. See *muscles, table of.*

obliteration (ob-lit-er-a'shun) [L. *oblitera'tio*]. Complete removal, whether by disease and degeneration or by a surgical operation.

oblitin (ob'lit-in). A nitrogenous body, the diethyl ester of carnitin, obtained from Liebig's extract of meat. It causes vomiting, purging, salivation, and mydriasis when injected into cats.

oblongata (ob-long-a'tah). Same as *medulla oblongata.*

oblongatal (ob-long-a'tal). Pertaining to the medulla oblongata.

obmutescence (ob-mu-tes'ens) [L. *obmutes'cere* to be dumb]. Loss of voice.

obnubilation (ob-nu-bil-a'shun). A clouded state of the mind.

observerscope (ob-zer'ver-skōp). A form of endoscope with two branches, enabling two persons to inspect the same spot at the same time.

obsession (ob-sesh'un) [L. *obses'sio*]. An idea which morbidly dominates the mind constantly, suggesting irrational action.

obsidional (ob-sid-i'o-nal) [L. *obsid'ium* siege] Occurring in trench warfare; as obsidional infection.

obsolescence (ob-so-les'ens) [L. *obsoles'cere* to grow old]. The cessation or the beginning of the cessation of any physiologic process.

obsolete (ob'so-lēt) [L. *obsole'tus*, from *obsole're* to go out of use]. Indistinct; faded; gone out of use.

obstetric, obstetrical (ob-stet'rik, ob-stet'rik-al) [L. *obstetric'ius*]. Pertaining to midwifery.

obstetrician (ob-stet-rish'un) [L. *obstet'rix* midwife]. One who practises obstetrics.

obstetrics (ob-stet'riks) [L. *obstetri'cia*]. The art of managing childbirth cases; that branch of surgery which deals with the management of pregnancy and labor.

obstipation (ob-stip-a'shun) [L. *obstipa'tio*]. Intractable constipation.

obstruction (ob-struk'shun) [L. *obstruc'tio*]. 1. The act of blocking or clogging. 2. The state or condition of being clogged. **aortic o.**, adhesion or thickening of the cusps of the aortic valves, obstructing the flow of blood from the left ventricle into the aorta. **intestinal o.**, any hindrance to the passage of the intestinal contents.

obstruent (ob'stru-ent) [L. *ob'struens*]. 1. Causing obstruction. 2. An astringent remedy.

obtund (ob-tund') [L. *obtun'dere*]. To render dull or blunt; to render less acute.

obtundent (ob-tun'dent) [L. *obtun'dens*]. 1. Having the power to dull sensibility or to soothe pain. 2. A soothing or partially anesthetic medicine.

obtundo (ob-tun'do). A preparation of chloretone, cocain, nitroglycerin, thymol, menthol, and oils of eucalyptus, cloves, and wintergreen: used as a dental anesthetic.

obturator (ob'tu-ra-tor) [L.]. A disk or plate, natural or artificial, which closes an opening. **Cripps' o.**, an instrument for closing a gastric fistula. **o. muscle.** See *muscles, table of.* See also *foramen, nerve, plexus*, etc.

obtuse (ob-tūs') [L. *obtu'sus*]. 1. Blunt; dull. 2. Stupid; having a dull intellect.

obtusion (ob-tu'zhun) [L. *obtu'sio*]. Morbid bluntness or dulness of sensibility.

O. C. Abbreviation for *occlusocervical.*

occalcarine (ok-kal'kar-īn). Same as *occipitocalcarine.*

occipital (ok-sip'it-al) [L. *occipita'lis*]. Pertaining to the occiput.

occipitalis (ok"sip-it-a'lis) [L.]. The posterior part of the occipitofrontalis muscle.

occipitalization (ok-sip-it-al-iz-a'shun). Synostosis of the atlas with the occipital bone.

occipito-anterior (ok-sip"it-o-an-te're-or). Having the occiput directed ventrad (used of the fetus at the time of labor).

occipito-atloid (ok-sip"it-o-at'loid). Pertaining to the occipital bone and the atlas.

occipito-axoid (ok-sip''it-o-aks'oid). Pertaining to the occipital bone and the axis.

occipitobasilar (ok-sip''it-o-ba'sil-ar). Pertaining to the occiput and the base of the skull.

occipitobregmatic (ok-sip''it-o-breg-mat'ik). Pertaining to the occiput and the bregma.

occipitocalcarine (ok-sip''it-o-kal'kar-in). Both occipital and calcarine. See *fissure*.

occipitocervical (ok-sip''it-o-ser'vik-al). Pertaining to the occiput and neck.

occipitofacial (ok-sip''it-o-fa'shal). Pertaining to the occiput and the face.

occipitofrontal (ok-sip''it-o-fron'tal). Pertaining to the occiput and the forehead.

occipitofrontalis (ok-sip''it-o-fron-ta'lis) [L.]. See *muscles, table of*.

occipito-iliac position (ok-sip''it-o-il'e-ak). See under *position*.

occipitomastoid (ok-sip''it-o-mas'toid). Pertaining to the occipital bone and the mastoid process.

occipitomental (ok-sip''it-o-men'tal). Pertaining to the occiput and the chin.

occipitoparietal (ok-sip''it-o-par-i'et-al). Pertaining to the occipital bones or lobes.

occipitoposterior (ok-sip''it-o-pos-te're-or). Having the occiput directed dorsad (used of the fetus in labor).

occipitotemporal (ok-sip''it-o-tem'po-ral). Pertaining to the occipital and the temporal bones.

occipitothalamic (ok-sip''it-o-thal-am'ik). Pertaining to the occipital lobe and thalamus.

occiput (ok'sip-ut) [L.]. The back part of the head.

occlude (ok-lūd'). To fit close together; to close tight.

occlusal (ok-lu'sal). Pertaining to closure: applied to the masticating surfaces of molar and bicuspid teeth

occlusion (ok-lu'zhun) [L. *occlu'sio*]. 1. The act of closure or state of being closed. 2. A state of molecular adhesion between a precipitate and a soluble substance or between a gas and a metal. 3. The contact of the teeth of both jaws when closed or during those excursive movements of the mandible which are essential to the function of mastication (A. D. A.). **abnormal o.**, occlusion when any of the teeth are not in a position to meet normally. **afunction o.**, dental malocclusion which prevents mastication. **anatomic o.**, occlusion in which all the teeth are present and occlude normally according to the anatomic standard. **buccal o.**, Angle's term for the position of a buccal tooth when it is outside the line of occlusion. **capsular o.**, operative closure of the perinephric capsule for the relief of floating kidney. **central o., centric o.**, occlusion of the teeth when the jaws are closed in the normal position. **distal o.**, Angle's term for the position of a tooth when it is posterior to the line of occlusion. **eccentric o.**, the occlusion of the teeth when the lower jaw has moved from the position of rest. **functional o.**, such contact of the teeth of both jaws as will provide the highest efficiency during all the excursive movements of the jaws which are essential to the function of mastication without producing trauma (A. D A.). **hyperfunctional o.**, traumatic occlusion. **labial o.**, Angle's term for the position of a labial tooth when it is anterior to the line of occlusion. **lateral o.**, the occlusion of the teeth when the lower jaw is moved to the right or left of central occlusion. **line of o.** See under *line*. **lingual o.**, Angle's term for the position of a tooth when it is inside or behind the line of occlusion. **mesial o.**, the position of a tooth when it is too mesial to be normal. **normal o.**, the meeting of the teeth when they are in the normal position and relationship. **protrusive o.**, occlusion of the teeth when the mandible is anterior to central occlusion. **o. of pupil**, closure of the pupil by an opaque membrane. **retrusive o.**, occlusion of the teeth when the mandible is posterior to central occlusion. **supra o.**, occlusion in which one of the teeth is longer than normal. **traumatic o.**, the occlusal condition that exists when normal occlusion is absent, resulting in abnormal and injurious distribution of stress.

occlusive (ok-lu'siv). Effecting a complete occlusion.

occlusocervical (ok-lu''so-ser'vik-al). Pertaining to the occlusal surface and the neck of a tooth.

occlusometer (ok-lu-som'et-er). Same as *gnathodynamometer*.

occult (ok-ult') [L. *occul'tus*]. Obscure; difficult to be understood.

occupation-neurosis (ok-u-pa'shun-nu-ro'sis). See *neurosis*.

ocellus (o-sel'us) [L. dim. of *oc'ulus* eye]. 1. A small simple eye in insects and other invertebrates. 2. Less frequently, one of the elements of a compound eye. 3. A roundish, eye-like patch of color.

Ochlerotatus (ok-ler-o-ta'tus). A genus of mosquitos, species of which are regarded as transmitters of African horse sickness

ochlesis (ok-le'sis) [Gr. ὄχλησις crowding]. Any disease due to overcrowding.

ochlophobia (ok-lo-fo'be-ah) [Gr. ὄχλος crowd + φόβος fear]. Insane fear of crowds.

ochrodermatosis (o''kro-der-mat-o'sis). A condition marked by yellowness of the skin, sometimes occurring in Europeans who live in tropical India.

ochrodermia (o-kro-der'me-ah) [Gr. ὠχρός yellow + δέρμα skin]. Yellowness of the skin; anemia with pallor.

ochrometer (o-krom'et-er) [Gr. ὠχρός pallor + μέτρον measure]. An instrument for measuring the capillary blood-pressure by registering the force necessary to compress a finger by a rubber balloon until blanching of the skin occurs.

Ochromy'ia anthropoph'aga. A fly of Senegal whose larva, the cayor-worm, attacks man.

ochronosis (o-kro-no'sis) [Gr. ὠχρός yellow]. A condition marked by gray, brown, and black pigmentation of the ligaments, cartilages, epidermis, and fibrous tissues (Virchow, 1866). It is further marked by dark color of the urine. The condition is probably dependent on disordered metabolism of phenol or some of its derivatives.

ochronosus (o-kro-no'sus) [Gr. ὠχρός yellow + νόσος disease]. Ochronosis.

ochronotic (o-kron-ot'ik). Pertaining to or caused by ochronosis.

Ochsner's ring, solution, treatment (oks'-nerz) [Albert John *Ochsner*, surgeon in Chicago, 1858–1925]. See *ring, solution*, and *treatment*.

Ocimum ca'num (os'im-um). A labiate herb of tropical America; also its homeopathic preparation.

octad (ok'tad). Any octavalent chemic element.

octamylose (ok-tam'il-ōs). A polymerized form of diamylose. See *hexamylose*.

octan (ok'tan) [L. *oc'to* eight]. Recurring every eighth day, or at intervals of seven days.

octane (ok'tān). An oily hydrocarbon, $CH_3(CH_2)_6CH_3$, occurring in petroleum.

octaploid (ok'tap-loid). See *polyploid*.

octarius (ok-ta're-us) [L.; from *oc'to* eight]. A pint; the eighth part of a gallon.

octavalent (ok-tav'al-ent) [L. *oc'to* eight + *va'lens* able]. Having a valency of eight.

octet (ok'tet). The group of eight electrons in the outer shell of an atomic kernel.

octigravida (ok-tig-rav'id-ah) [L. *oc'to* eight + *grav'ida* pregnant]. A woman pregnant for the eighth time.

octipara (ok-tip'ah-rah) [L. *oc'to* eight + *par'ere* to produce]. A woman who has borne eight children.

Octom'itus hom'inis. A minute flagellate protozoan found in the human intestine.

octoroon (ok-to-roon'). The offspring of a white person and a quadroon.

octose (ok'tōs) [L. *oc'to* eight]. Any sugar containing eight atoms of carbon in the molecule.

ocular (ok'u-lar) [L. *ocula'ris; oc'ulus* eye]. 1. Pertaining to the eye. 2. The lens or combination of lenses in a microscope (or telescope) which is nearest to the eye and which serves to magnify the image made by the objective. **compensating o.**, an ocular so designed that it partly corrects the spherical aberration produced by the objective. **huygenian o.**, an eye-piece consisting of two planoconvex lenses, the convexities being toward the object. **Ramsden's o.**, a microscopic eye-piece made of two planoconvex lenses with the convexities turned toward each other. **working o.**, an ordinary ocular for microscopic observation: distinguished from *finding* ocular.

oculin (ok'u-lin) [L. *oc'ulus* eye]. A preparation of the hyaloid membrane and ciliary body of the eyes of oxen· said to be useful in eye affections, especially decortication of the retina.

oculist (ok'u-list). One who is expert in diseases of the eye.

oculocephalogyric reflex (ok''u-lo-sef''al-o-ji'rik). See under *reflex*.

oculofacial (ok''u-lo-fa'she-al). Pertaining to the eyes and the face.

oculogyration (ok''u-lo-ji-ra'shun). The movement of the eye.

oculogyric (ok''u-lo-ji'rik) [L. *oc'ulus* eye + *gy'rus* a turn]. Causing movements of the eye.

oculometroscope (ok''u-lo-met'ro-skōp). An instrument for performing retinoscopy in which the trial-lenses are rotated before the eyes without effort on the part of the examiner.

oculomotor (ok''u-lo-mo'tor) [L. *oc'ulus* eye + *mo'tor* mover]. Pertaining to the movements of the eye.

oculomotorius (ok''u-lo-mo-to're-us) [L.]. The oculomotor nerve (q. v. under *nerve*).

oculomycosis (ok''u-lo-mi-ko'sis) [L. *oc'ulus* eye + *mycosis*]. Any eye disease caused by a fungus.

oculonasal (ok''u-lo-na'zal). Pertaining to the eye and the nose.

oculopupillary (ok''u-lo-pu'pil-a-re). Pertaining to the pupil of the eye.

oculoreaction (ok''u-lo-re-ak'shun). The ophthalmic reaction. See under *reaction*.

oculospinal (ok''u-lo-spi'nal). Pertaining to the eye and the spinal cord.

oculozygomatic (ok''u-lo-zī-go-mat'ik). Pertaining to the eye and the zygoma.

oculus (ok'u-lus), pl. *oc'uli*. Latin for *eye*.

oculustro (ok-u-lus'tro). Soap made of oleate of potassium, glycerin, and turpentine.

ocyodinic (o''si-o-din'ik) [Gr. *ὠκυς* swift + *ὠδίς* labor]. Same as *oxytocic*.

O. D. Abbreviation for L. *oc'ulus dex'ter*, right eye.

od (od) [Gr. *ὁδός* way]. The influence exerted upon the nervous system by magnetic agents.

O. D. A. Right occipito-anterior position of the fetus.

odaxesmus (o-daks-ez'mus) [Gr. *ὀδαξησμός* a biting]. 1. The biting of the tongue or cheek in an epileptic fit. 2. Same as *odontoconesis*.

odaxetic (o-daks-et'ik). Causing a biting or itching sensation.

Oddi's sphincter (od'ĕz). See *sphincter*.

odinopean (o-din-o'pe-an) [Gr. *ὀδίς* pain + *ποιεῖν* to make]. Causing pain.

odol (o'dol). A proprietary mouth-wash containing salol, saccharin, alcohol, and volatile oils.

odon-eki ["icteric pestilence"]. The Japanese name for a disease resembling Weil's disease.

odontagra (o-don-ta'grah, o-don'tag-rah) [Gr. *ὀδούς* tooth + *ἄγρα* seizure]. Toothache associated with gout.

odontalgia (o-don-tal'je-ah) [Gr. *ὀδούς* tooth + *ἄλγος* pain]. Toothache; pain in a tooth. **phantom o.**, pain in the place from which a tooth has been extracted.

odontalgic (o-don-tal'jik). Pertaining to or marked by toothache.

odontalgicum (o-don-tal'jik-um). Toothache remedy of the N. F. containing oil of cinnamon 10, phenol 20, methyl salicylate 30.

odontalysis (o-don-tal'is-is). An improper term for examination of the teeth.

odontatrophia (o-don-tat-ro'fe-ah) [Gr. *ὀδούς* tooth + *ἀτροφία* atrophy]. Atrophy or imperfect development of the teeth.

odontectomy (o-don-tec'to-me) [Gr. *ὀδούς* tooth + *ἐκτομή* excision]. Removal of a tooth by a cutting operation.

odonterism (o-don'ter-izm) [Gr. *ὀδούς* tooth + *ἐρισμός* quarrel]. Chattering of the teeth.

odontexesis (o-don-teks'e-sis) [Gr. *ὀδούς* tooth + *ἔξεσις* scraping]. The cleaning, scraping, and polishing of the teeth.

odonthemodia (o-don-them-o'de-ah) [Gr. *ὀδούς* tooth + *αἰμωδία* state of having the teeth on edge]. Great sensitiveness of the teeth.

odontiasis (o-don-ti'as-is) [Gr. *ὀδούς* tooth + *-ιτις* inflammation]. Dentition; also any disorder caused by dentition.

odontic (o-don'tik) [Gr. *ὀδούς* tooth]. Pertaining to the teeth.

odontinoid (o-don'tin-oid) [Gr. *ὀδούς* tooth + *εἶδος* form]. A tumor composed of tooth-substance.

odontitis (o-don-ti'tis). Inflammation of a tooth.

odonto- [Gr. *ὀδούς* tooth]. A prefix implying some relation to a tooth.

odontoblast (o-don'to-blast) [Gr. *ὀδούς* tooth + *βλαστός* germ]. One of the connective-tissue cells forming a layer upon the inner wall of the dentin of a tooth, and sending processes into the canaliculi of the dentin. From them the dentin is developed.

odontoblastoma (o-don''to-blas-to'mah). A tumor made up of odontoblasts, a congenital epulis.

odontobothrion (o-don''to-both're-on). A tooth socket.

odontobothritis (o-don''to-both-ri'tis) [Gr. *ὀδούς* tooth + *βοθρίον* pit + *-ιτις* inflammation]. Inflammation of the alveoli of the teeth.

odontocele (o-don'to-sēl) [Gr. *ὀδούς* tooth + *κήλη* hernia]. An alveolodental cyst.

odontoceramic (o-don''to-se-ram'ik) [Gr. *ὀδούς* tooth + *κέραμος* pottery]. Pertaining to porcelain teeth.

odontoceramotechny (o-don''to-se-ram'o-tek-ne) [Gr. *ὀδοῦς* tooth + *κέραμος* potter's clay + *τέχνη* art]. The art of making porcelain teeth; dental ceramics.

odontochirurgic (o-don''to-ki-rer'jik). Pertaining to dental operations.

odontoclamis (o-don-to-kla'mis) [Gr. *ὀδούς* tooth + *κάλυμμα* hood]. The condition in which the alveolus forms a hood of gingival tissue over an erupted tooth. Called also *tooth-hood*.

odontoclasis (o-don-tok'las-is) [Gr. *ὀδούς* tooth + *κλάσις* fracture]. Fracture or breaking of tooth.

odontoclast (o-don'to-klast) [Gr. *ὀδούς* tooth + *κλᾶν* break]. One of the cells that help to absorb the roots of a milk-tooth. They occur between the milk-tooth and the coming permanent tooth.

odontocnesis (o-don-tok-ne'sis) [Gr. *ὀδούς* tooth + *κνῆσις* itching]. Itching of the gums.

odontodol (o-don'to-dol) [Gr. *ὀδούς* tooth]. A proprietary dental anodyne.

odontodynia (o-don-to-din'e-ah) [Gr. *ὀδούς* tooth + *ὀδύνη* pain]. Toothache; odontalgia.

odontogen (o-don'to-jen) [Gr. *ὀδούς* tooth + *γεννᾶν* to produce]. The substance which develops into the dentin of the teeth.

odontogeny (o-don-toj'en-e) [Gr. *ὀδούς* tooth + *γεννᾶν* to produce]. The development of the teeth.

odontoglyph (o-don'to-glif) [Gr. *ὀδούς* tooth + *γλύφειν* to carve]. An instrument used for scraping the teeth.

odontogram (o-don'to-gram) [Gr. *ὀδούς* tooth + *γράμμα* mark]. The tracing made by an odontograph.

odontograph (o-don'to-graf) [Gr. *ὀδούς* tooth + *γράφειν* to write]. An instrument for recording the uneveness of surface of tooth enamel.

odontography (o-don-tog'ra-fe) [Gr. *ὀδούς* tooth + *γράφειν* to write] 1. A description of the teeth. 2. The use of the odontograph.

odontohyperesthesia (o-don"to-hi-per-es-the'ze-ah) [Gr. *ὀδούς* tooth + *hyperesthesia*]. Sensitiveness of a tooth.

odontoid (o-don'toid) [Gr. *ὀδούς* tooth + *εἶδος* form]. Like a tooth.

odontolith (o-don'to-lith) [Gr. *ὀδούς* tooth + *λίθος* stone]. The tartar on the teeth; dental calculus.

odontology (o-don-tol'o-je) [Gr. *ὀδούς* tooth + *λόγος* discourse]. The sum of knowledge regarding the teeth.

odontoloxia, odontoloxy (o-don-to-loks'e-ah, o-don-tol'oks-e) [Gr. *ὀδούς* tooth + *λοξός* slanting]. Irregularity of the teeth.

odontoma (o-don-to'mah) [Gr. *ὀδούς* tooth + *-ωμα* tumor]. An exostosis on a tooth; a tumor of tooth-like structure arising from the teeth. **composite o.**, an odontoma composed of the various tooth structures. **coronary o.**, one attacking the crown of a tooth. **epithelial o.**, an odontoma on the horizontal part of the mandible. **fibrous o.**, an odontoma contained in a fibrous sac. **mixed o.**, an odontoma composed of more than one of the tooth structures **radicular o.**, one attacking the root of a tooth.

odontome (o-don'tōm). Same as *odontoma*.

odontonecrosis (o-don"to-ne-kro'sis) [Gr. *ὀδούς* tooth + *necrosis*]. Necrosis, or massive decay of a tooth.

odontoneuralgia (o-don"to-nu-ral'je-ah) [Gr. *ὀδούς* tooth + *neuralgia*]. Neuralgia from disease of the teeth, or neuralgic pain in the teeth.

odontonomy (o-don-ton'o-me) [Gr *ὀδούς* tooth + *ὄνομα* name] Dental nomenclature.

odontonosology (o-don"to-no-sol'o-je) [Gr. *ὀδούς* tooth + *nosology*]. The branch of medicine that treats of diseases of the teeth.

odontoparallaxis (o-don"to-par-al-ak'sis) [Gr. *ὀδούς* tooth + *παράλλαξις* alteration]. Irregularity of the teeth.

odontopathy (o-don-top'ath-e) [Gr. *ὀδούς* tooth + *πάθος* illness]. Any disease of the teeth.

odontoperiosteum (o-don"to-per-e-os'te-um) [Gr. *ὀδούς* tooth + *periosteum*]. Same as *pericementum*.

odontophobia (o-don-to-fo'be-ah) [Gr. *ὀδούς* tooth + *φόβος* fear]. A nervous condition in which the sight of an animal's tooth produces fear.

odontoplast (o-don'to-plast). Same as *odontoblast*.

odontoplerosis (o-don"to-ple-ro'sis) [Gr. *ὀδούς* tooth + *πλήρωσις* filling]. The operation of filling a tooth-cavity.

odontoprisis (o-don-to-pri'sis) [Gr. *ὀδούς* tooth + *πρίσις* sawing]. The grinding of the teeth.

odontoradiograph (o-don"to-ra'de-o-graf). A radiograph of a tooth or of the teeth.

odontorrhagia (o-don-to-ra'je-ah) [Gr. *ὀδούς* tooth + *ῥηγνύναι* to burst forth]. Hemorrhage following extraction of a tooth.

odontorthosis (o-don-tor-tho'sis) [Gr. *ὀδούς* tooth + *ὀρθός* straight]. The correction of dental irregularities.

odontoschism (o-don'to-skizm) [Gr. *ὀδούς* tooth + *σχίσμα* cleft]. Fissure of a tooth.

odontoscope (o-don'to-skōp) [Gr. *ὀδούς* tooth + *σκοπεῖν* to see]. A dental mirror for examining the teeth.

odontosis (o-don-to'sis) [Gr. *ὀδούς* tooth]. Dentition; also odontogeny.

odontosteophyte (o-don-tos'te-o-fīt) [Gr. *ὀδούς* tooth + *ὀστέον* bone + *φυτόν* plant]. A bony tumor on a tooth.

odontotechny (o-don'to-tek-ne) [Gr. *ὀδούς* tooth + *τέχνη* art]. Dentistry.

odontotherapy (o-don-to-ther'ap-e) [Gr. *ὀδούς* tooth + *θεραπεία* cure]. The treatment of diseased teeth.

odontotomy (o-don-tot'o-me) [Gr. *ὀδούς* tooth + *τομή* cut]. The operation of cutting into a tooth.

odontotrimma (o-don-to-trim'ah) [Gr. *ὀδοντοτρίμμα*]. A tooth-powder.

odontotripsis (o-don-to-trip'sis) [Gr. *ὀδούς* tooth + *τρίψις* wearing]. Wearing away of the teeth.

odontotrypy (o-don-tot'rip-e) [Gr. *ὀδούς* tooth + *τρυπᾶν* to bore]. The boring or drilling of a tooth.

odor (o'dor). A volatile emanation that is perceived by the sense of smell **butcher-shop o.**, a smell like that of a butcher shop given off by yellow-fever patients.

odoriferous (o-dor-if'er-us) [L. *o'dor* smell + *fer're* to bear]. Fragrant; emitting an odor.

odorimeter (o-do-rim'et-er). An instrument for performing odorimetry.

odorimetry (o-do-rim'et-re). The measurement of olfactory stimuli.

odorography (o-dor-og'raf-e) [L. *o'dor* odor + Gr. *γράφειν* to write]. A description of odors.

O. D. P. Right occipitoposterior position of the fetus.

O'Dwyer's tubes (o-dwi'erz) [Joseph *O'Dwyer*, American surgeon, 1841–1898]. See *tube*.

odylis (od'il-is). Terpin resorcinate, a yellow, oily liquid· used as an antiseptic and cicatrizant.

odynacusis (o"din-ak-u'sis) [Gr. *ὀδύνη* pain + *ἄκουσις* hearing] Painful hearing.

odynolysis (o-din-ol'is-is) [Gr. *ὀδύνη* pain + *λύσις* solution]. Relief of pain.

odynometer (o-din-om'et-er) [Gr. *ὀδύνη* pain + *μέτρον* measure]. An instrument for measuring pain.

odynophagia (od"in-o-fa'je-ah) [Gr. *ὀδύνη* pain + *φαγεῖν* to eat]. The painful swallowing of food.

odynophobia (od"in-o-fo'be-ah) [Gr. *ὀδύνη* pain + *φόβος* fear]. A morbid dread of pain.

odynopœia (o"din-o-pe'ah) [Gr. *ὀδύνη* pain + *ποιεῖν* to make]. The induction of labor-pains.

odynphagia (o-din-fa'je-ah) [Gr. *ὀδύνη* pain + *φαγεῖν* to eat]. Pain on deglutition.

œcoid, œdema, and other words in *œ*. See *ecoid, edema*, etc.

œcology (e-kol'o-je). See *ecology*.

œcomania (e-ko-ma'ne-ah). Ecomania.

œdipism (e'dip-izm) [Gr. *οἰδίπους* œdipus]. Self-inflicted injury to the eyes.

Œdipus com'plex (e'dip-us) [*Œdipus* Tyrannus, a character in Greek tragedy who married his mother after killing his father]. See *complex*.

Oehl's layer (elz) [Eusebio *Oehl*, Italian anatomist, 1827–1903]. The stratum lucidum.

Oehler's symptom (e'lerz) [Johannes *Oehler*, German physician, born 1879]. See *symptom*.

œnanthol (e-nan'thol). Heptoic aldehyd, $CH_3(CH_2)_5CHO$.

œnanthotoxin (e"nan-tho-toks'in). A poisonous resin, $C_{17}H_{22}O_5$, from *Œnan'the croca'ta*, a poisonous plant of Europe.

Œrbiss (er'bis). See *larbish*.

Oertel's treatment (er'telz) [Max J. *Oertel*, physician in Munich, 1835–1897]. See under *treatment*.

oese (e'ze) [Ger. "loop"]. A platinum wire and loop with a glass handle; used in bacteriologic culture-experiments.

Œsophagostoma (e-sof-ag-os'to-mah). A genus of nematode worms of the family Strongylidæ, parasitic in the intestines of various animals. The larvæ often encyst in the intestinal wall, while the adults are mostly free in the lumen. **Œ. apios'tomum**, a parasite which forms tumors in the large intestine of monkeys and occasionally of man in Africa and the Philippines. **Œ. brump'ti**, a parasite commonly present in monkeys in Africa and occasionally found in man. **Œ. columbia'num** infests sheep in the southern United States. See *nodule disease*, under *disease*. **Œ. denta'tum** is found in the pig. **Œ. infla'tum**, one found in cattle. **Œ. stephanos'tomum**, a species normally parasitic in gorillas and which has been found in man in Brazil.

œsophagostomiasis (e-sof"ag-o-sto-mi'as-is). The state of being infested with *Œsophagostoma*.

Œsophagostomum (e-sof-ag-os'to-mum). Same as *Œsophagostoma*.

œsophagus, and other words in **œsoph-**. See *esophagus* and *esoph-*.

œstriasis (ēs-tri'as-is). Infection with larvæ of flies of the genus *Œstrus*.

Œstridæ (es'trid-e) The family of the "bot" or "warble" flies They are very hairy diptera with rudimentary mouth parts and with the antennæ inserted into round pits. The family includes the following genera: Gastrophilus, Œstrus, Hypoderma, Dermatobia, and Cuterebra.

œstrum (es'trum). See *estrum*.

Œstrus hom'inis (ēs'trus). A bot-fly whose larvæ sometimes infest the human body. **Œ. o'vis**, a species of bot-fly whose larvæ infest the head of sheep.

œsypus (es'ip-us) [Gr. *οἴσυπος* suint]. A proprietary name for suint, or unrefined wool-fat.

Of. Abbreviation for *official*.

official (of-fish'al) [L. *officia'lis; offic'ium* duty]. Authorized by the U. S. Pharmacopeia.

officinal (of-fis'in-al) [L. *officina'lis; offici'na* shop]. Regularly kept for sale in the shops of druggists.

ogive (o'jīv). An S-shaped curve; a term used in biometry.

ogo (o'go). See *gangosa*.

Ogston's line, operation (og'stonz) [Alexander *Ogston*, Scottish surgeon, born 1844]. See under *line* and *operation*.

OH. A symbol for the hydroxyl ion in solution; a hydroxid

—OH. The hydroxyl group.

O'Hara's forceps [Michael *O'Hara*, Jr., Philadelphia surgeon, born 1869]. See *forceps*.

Ohara's disease (o-hah'rahz) [Hachiro *Ohara*, contemporary Japanese physician]. See *disease*.

ohm (ōm) [named for George S. *Ohm*, 1787–1854, a German physicist]. The electric resistance of a column of mercury one square millimeter in diameter and one hundred and six centimeters long; the unit of electric resistance.

ohmammeter (ōm'am-e-ter). An ohmmeter and ammeter combined.

ohmmeter (ōm'me-ter). An instrument for measuring electric resistance in ohms.

oicomania (oi-ko-ma'ne-ah). Ecomania.

Oïdiomycetes (o-id"e-o-mi-se'tes). A group of fungi characterized by having mycelial threads in their cultures. The group includes oïdium and similar genera.

oïdiomycetic (o-id"e-o-mi-set'ik). Pertaining to or caused by oïdiomycetes.

oïdiomycosis (o-id"e-o-mi-ko'sis) [*oïdium* + Gr. *μύκης* fungus]. A diseased condition due to the presence of an oïdium.

oïdiomycotic (o-id"e-o-mi-kot'ik). Pertaining to oïdiomycosis.

Oïdium (o-id'e-um) [dim. of *ᾠόν* egg]. A genus of fungi intermediate between the molds and the yeasts, and showing forms that resemble both. **O. al'bicans.** See *Monilia albicans*. **O. coccidioi'des**, a fungus which forms spheric bodies resembling tubercles in the tissues Cf. *Coccidioides*. **O. dermati'tidis.** Same as *Blastomyces dermatitidis*. **O. hektoe'nii**, an organism causing a blastomycetic infection in man. **O. lac'tis**, a non-pathogenic species which forms a white mold-like growth in bread, sour milk, etc. It is an important factor in the ripening of Camembert cheese, probably giving it the flavor. **O. porrig'inis.** Same as *Achorionschoenleinii*. **O. pulmo'nium**, a Brazilian fungus causing pulmonary mycosis (Magalhaes, 1914). **O. tropica'le**, a species producing broncho-oïdiosis.

oikoid (oi'koid). Same as *ecoid*.

oikology (oi-kol'o-je) [Gr. *οἶκος* house + *λόγος* treatise]. The science of houses and homes, considered especially in respect of their sanitary conditions.

oikomania (oi-ko-ma'ne-ah). Same as *ecomania*.

oikophobia (oi-ko-fo'be-ah) [Gr. *οἶκος* house + *φόβος* fear]. Morbid aversion to home surroundings (A. Verga, 1882).

oikosite (oi'ko-sīt). A fixed or stationary commensal organism.

oil (oil) [L. *o'leum*]. 1. A fat which is liquid at 20° C.; the fatty oils. 2. Volatile, usually aromatic substances of varied chemical nature mostly found in plants; the volatile or essential oils 3. A liquid petroleum. **o. of allspice**, the fragrant volatile oil of pimenta (see *Pimenta*); aromatic and stimulant. Dose, 1–5 min. (0.06–0.33 c.c.) **allyl mustard o.**, a volatile oil, allyl-iso-thiocyanate, C_3H_5NCS, from the seeds of black mustard. **o. of almonds.** 1. The fixed oil of sweet almonds (*o'leum amyg'dalæ express'um*). 2. The volatile oil of bitter almonds (L. *o'leum amyg'dalæ ama'ræ*): used like hydrocyanic acid Dose, ¼ min (0.016 c.c.). **o. of amber**, an irritant stimulant and antispasmodic oil distilled from amber. Dose, 5–10 min. (0.333–0.666 c.c.). **animal o.** 1. Any oil of animal origin. 2. See *Dippel's o* **o. of anise**, a volatile oil from *Pimpinella anisum*. Dose as a carminative, 2–5 min. (0.133–0.333 gm.) **anthos o.**, oil of rosemary. **Bamber o.**, a mixture of 1½ parts citronella, 1 part kerosene (paraffin), and 2 parts cocoanut oil: used as a repellent for mosquitos. **o. of bay**, a volatile oil from *Myr'cia a'cris:* used in making bay-rum; also that of *Lau'rus nob'ilis*. **beetle o.**, an African oil derived from a species of beetle. **o. of ben**, a fixed oil from *Morin'ga pterygosper'ma*. **o. of benné** (ben'ne) (L. *o'leum ses'ami*). Same as *o of sessamum*. **o. of bergamot** (L. *o'leum berga'mia*), a fragrant volatile oil from *Citrus aurantium bergamia* containing about 36 per cent. of linalyl acetate. **o. of birch.** 1. The tarry fixed oil of white birch. 2. L. *o'leum bet'ulæ volat'ile*, the volatile oil of sweet or black birch-bark (*Bet'ula len'ta*): used for rheumatism, etc.; identical with oil of wintergreen. Dose, 1–5 min. (0.065–0.33 c.c.). **boiled o.**, linseed oil that has been exposed to a heat of 130° C. or more. **British o.**, a mixture of petroleum and of various oils. **o. of cade** (L. *o'leum cadi'num*), a tarry fixed oil from *Junip'erus oxyce'drus:* used in skin diseases. **o. of cajuput**, a volatile oil (*o'leum cajupu'ti*) from *Melaleu'ca leucaden'dron:* anodyne, antiseptic, carminative, and anthelmintic.

Dose, 2–10 min. (0.133–0.66 c.c.). **o. of camphor,** a solution of camphor in a hydrocarbon. **camphorated o.,** a liniment of olive oil and camphor; linimentum camphoræ. **candle-nut o.,** a cathartic oil afforded by *Aleuri'tes tril'oba,* a tree of the Pacific islands. Dose, ½–1 fl.oz. (15–30 c.c.). **o. of caraway** (L. *o'leum car'i*), the volatile oil of caraway: carminative. Dose, 1–10 min. (0.066–0.666 c.c.). **carbolic o.,** that part of the distillate from coal-tar which passes over between 170° and 230° C. **o. of cardamom,** a volatile oil distilled from the seeds of *Elemaria cardamomum.* **carron o.,** linseed oil mixed with lime-water: used for burns; linimentum calcis. **o. of cassia,** a fragrant volatile oil from *Cassia lignea* (*Cinnamomum cassia*), consisting mostly of cinnamic aldehyd. **castor o.** (L. *o'leum ric'ini*), a thick, purgative, fixed oil from the seeds of *Ric'inus commu'nis.* It stimulates intestinal peristalsis, causing purgation in four or five hours, and is used to expel irritant matter from the intestine in diarrhea and intestinal inflammation. This action is probably due to a glycerid of ricinoleic acid found in the oil. Dose, 4–8 fl.dr. (16–32 c.c.). **chaulmoogra o.,** a fixed oil obtained from the seeds of a tree of southern Asia (*Taraktogenus kurzii*). It has been used in the treatment of leprosy; ethyl esters of the fatty acids obtained from this oil are now so used. **o. of chenopodium,** a volatile oil obtained by the distillation of chenopodium ambrosioides. It contains 45–70 per cent. of ascaridole, which is the active anthelmintic principle. Dose, 1–2 c.c. for hookworms. **o. of cinnamon,** a fragrant, volatile oil derived from cinnamon bark and consisting mostly of cinnamic aldehyd: stimulant, etc. Dose, 1–5 min. (0.6–0.3 c.c.). **o. of citronella,** a volatile oil of various grasses, *Andropo'gon nar'dus,* etc. **o. of cloves** (L. *o'leum caryophyl'li*), an aromatic and stimulant volatile oil from cloves (q. v.). Dose, 2–5 min. (0.133–0.333 c.c.). **cocoanut o.,** the fixed oil of the cocoanut. **cod-liver o.** (L. *o'leum mor'rhuæ*), a fixed oil from the livers of the cod-fish (*Ga'dus mor'rhua*). It contains gaduin, olein, and other glycerids, with small and variable quantities of phosphorus, bromin, iodin, sulphur, morrhuic acid, and various vitamins. It acts by increasing the red corpuscles of the blood, and thus improving the weight of the body. It is used in pulmonary and other varieties of tuberculosis, catarrh, conjunctivitis, anemia, syphilis, and rheumatism. The cold-pressed oil seems to have specific curative properties in cases of rickets. Dose, 2–4 fl.dr. (8–16 c.c.). **colza o.,** the fixed oil of the seeds of colza (*Bras'sica campes'tris*). **o. of copaiba** (L. *o'leum copa'ibæ*), a volatile oil derived from copaiba, and used for the same purposes as that drug. Dose, 5–15 min. (0.3–1 c.c.). **o. of coriander** (L. *o'leum corian'dri*), the fragrant volatile oil of coriander seed: aromatic and carminative. Dose, 2–5 min. (0.12–0.3 c.c.). **cotton-seed o.** (L. *o'leum gossyp'ii sem'inis*), the fixed oil of the seeds of the cotton plant. **croton o.** (L. *o'leum tig'lii, o'leum croto'nis*), the thick, fixed oil of the seeds of *Cro'ton tig'lium:* a strong irritant and hydragogue cathartic. It is used as a cathartic in constipation from intestinal atony, lead colic, and nervous disorder; in the form of a liniment as a counterirritant in rheumatism, neuralgia, bronchitis, and meningitis; and as a revulsant in coma from apoplexy and uremia. Dose, 1 min. (0.06 c.c.). **o. of cubebs** (L. *o'leum cu'bebæ*), the volatile oil of cubebs: diuretic. Dose, 10–15 min. (0.6–1 c.c.). **cypress o.,** an oil distilled from the leaves and young branches of *Cupressus sempervirens:* used in whooping-cough by inhalation. **dead o.,** a black liquid obtained in the rectification and distillation of coal-tar: disinfectant. **o. of dill,** a volatile oil from the fruit of Anethum graveolens. **Dippel's animal o.,** an oil procured by destructive distillation of bone, horn, or other animal substances **doegling o.** See *doegling.* **drying o.,** an oil which thickens and hardens on exposure to the air, especially when spread out in a thin layer, as in paint. **empyreumatic o's,** volatile oils formed by the destructive distillation of organic matters. **essential o.** Same as *volatile o.* **ethereal o.** 1. *o'leum æthe'reum,* U. S. P., a compound of strong ether with heavy oil of wine. 2. Same as *volatile o.* **eucalyptus o.** (L. *o'leum eucalyp'ti*), a volatile oil from the leaves of *Eucalyp'tus glob'ulus:* deodorant and disinfectant. Dose, 2–5 min. (0.133–0.333 c.c.). **eulachon o.,** the fixed oil of the candle-fish, *Thaleich'thys paci'icus:* used like cod-liver oil. **expressed o's,** fixed oils obtained by expression. **fatty o.,** a fat which is liquid at 20° C. **fennel o.,** a volatile oil from the ripe fruit of *Fœniculum vulgare.* **ferment o's,** volatile oils formed by fermentation. **fixed o.,** any oil that is not volatilizable. Called also *fatty o.* **flaxseed o.** See *linseed o.* **o. of fleabane** (L. *o'leum erigeron'tis*), a thick, volatile oil from *Erig'eron canaden'se:* hemostatic, and useful in various catarrhal affections. Dose, 5–30 min. (0.333–2 c.c.). **fusel o.,** amyl alcohol. **o. of gaultheria.** See *o. of wintergreen.* **o. of gomenol.** See *gomenol.* **gray o.,** olive oil and lanolin containing mercury: used hypodermically in syphilis. **o. of gurjun.** See *gurjun.* **Haarlem o.,** a proprietary diuretic and stimulant oil. **heavy o.,** the oily product of the action of sulphuric acid on alcohol. **o. of hemlock,** a volatile oil distilled from the leaves of the hemlock tree, *A'bies* (or *Tsu'ga*) *canaden'sis.* **herring o.,** the fixed oil of herrings. **Hungarian o.,** enanthic (œnanthic) ether, $[CH_3(CH_2)_5CH_2]_2O$: used to give to blended spirits the flavor of French brandy. **hydnocarpus o.,** an oil obtained from *Hydnocarpus wightiana, H. subfalcata,* and other species. It resembles chaulmoogra oil in physical and chemical properties and is used in the same way (including the use of its ethyl esters) in the treatment of leprosy. **o. of jasmin,** an essential oil from *Jasmi'num odoratissi'mum.* **joint o.,** the synovial fluid. **juniper o.** (L. *o'leum junip'eri*), the volatile oil of juniper berries: stimulant and diuretic. Dose, 5–15 min. (0.333–1 c.c.). **lard o.** (L. *o'leum ad'ipis*), oil from hogs' lard. **o. of lavender** (L. *o'leum lavan'dulæ flo'rum*), the volatile oil of lavender flowers: stimulant, antispasmodic. Dose, 1–5 min. (0.06–0.3 c.c.). **o. of lemon** (L. *o'leum limo'nis*), the volatile oil of the rind of lemons: aromatic and stimulant. **linseed o.** (L. *o'leum li'ni*), the fixed drying oil of flaxseed: laxative. Dose, 1–2 fl.oz. (30–60 c.c.). **o. of lumes,** a volatile oil from the fruit of *Cit'rus lu'mia,* the lume, or sweet lime, of Italy. **o. of male fern,** a fixed oil from the root of the male fern: anthelmintic when freshly prepared. **margosa o.,** an oil from the seeds of the Indian lilac tree: said to be useful in rheumatism, leprosy, mange, ulcers, etc. **o. of marjoram,** the volatile oil of *Orig'anum majora'na* and *O. vul'gare:* stimulant, carminative, anodyne, and vulnerary; used also in microscopy. **menhaden o.,** a fixed oil from menhaden fish. **mineral o.,** an oil derived from minerals. The mineral oils include petroleum and its products. **o. of mirbane.** Same as *nitrobenzol.* **o. of mustard** (L. *o'leum sin'apis vola'tile*), a volatile oil, allyl-isothiocyanate, C_3H_5NCS, from the seeds of black mustard; also a volatile oil, methyl-phenyl-isothiocyanate, $OH.C_6H_4.CH_2.CNS$, from the seeds of white mustard: stimulant. Dose, ¼–½ min. (0.0075–0.015 c.c.). **mutton bird o.,** the oil extracted from the sooty petrel: used as a substitute for cod-liver oil. **o. of myrcia.** See *oil of bay.* **o. of myristica,** nutmeg oil. **neat's-foot o.** (L. *o'leum bu'bulum*), a fixed oil from the feet of neat-cattle. **Neisser's o.,** a preparation of 20 parts of mercury, 5 parts of ethereal tincture of benzoin, and 40 parts of liquid vaselin: used in syphilis by injection. **o. of neroli** (L. *o'leum auran'tii flo'rum*), the volatile oil of orange flowers. **nutmeg o.** (L. *o'leum myris'ticæ*), the

volatile oil of nutmegs: an aromatic stimulant. Dose, 1–3 min. (0.06–0.18 c.c.). **oleo o.**, the commercial name of an oil prepared from beef-fat. **olive o.** (L. *o'leum oli'væ*), a fixed oil from the fruit of the olive tree, *O'lea europæ'a:* much used in liniments and plasters. **o. of orange flowers,** a volatile oil distilled from the fresh flowers of the bitter orange. **o. of orange peel** (L. *o'leum auran'tii cor'ticis*), a volatile oil from the rind of the orange. **palm o.**, a fixed oil from the fruit of *Elæ'is guineen'sis*, an African palm. **paraffin o.** See *liquid paraffin*. **o. of patchouli,** the volatile oil of *Pogoste'mon patchou'li*, a mint of the East Indies: used mainly as a perfume. **o. of peanut,** the fixed oil expressed from the seeds of the common peanut, *Ar'achis hypogæ'a*. **o. of pennyroyal** (L. *o'leum pule'gii* or *o. hedeo'mæ*), the volatile oil of *Men'tha pulegi'um, M. canaden'sis*, and of *Hedeo'ma pulegioi'des:* carminative, anodyne, deobstruent, and emmenagogue. Dose, 1–5 min. (0.06–0.33 c.c.). **o. of peppermint** (L. *o'leum men'thæ piper'itæ*), the volatile oil of *Men'tha piperi'ta:* carminative, anodyne, stimulant, and diuretic. Dose, 1–5 min. (0.06–0.333 c.c.). **o. of petit-grain,** a volatile oil from the leaves, buds, and young shoots of the orange. **phosphorated o.** (L. *o'leum phosphora'tum*), oil of sweet almonds, containing ether and phosphorus, and having the therapeutic properties of the latter drug. Dose, 1–5 min. (0.06–0.333 c.c.). **o. of pimenta.** See *o. of allspice*. **o. of pine needles,** the oil distilled from the fresh leaves of *Pinus pumilio*. It is administered as a vapor to be inhaled. **o. of poppy seed,** the fixed oil of the seeds of opium poppy. **porpoise o.,** a fixed oil from the blubber of porpoises. **puffer fish o.**, oil from the common puffer fish, *Spheroides maculatus* It contains vitamins. **o. of rape,** a fixed oil from the seeds of rape (*Bras'sica campes'tris*, var. *Na'pus*). **red o.,** fuchsin. **o. of rhodium,** the volatile oil from the roots of *Convol'vulus scopa'ria* and *C. flor'ida;* also from *Am'yris balsamif'era*, also a factitious mixture resembling the above: used mainly by veterinarians. **rock o.**, petroleum. **o. of rose** (L. *o'leum ro'sæ*), the volatile oil or attar of the fresh petals of *Ro'sa damasce'na*. **rosemary o.** (L. *o'leum rosmari'ni*), the volatile oil of rosemary (q. v.): a stimulant much used in liniments. Dose, 1–5 min. (0.06–0.333 c.c.) **rosin o.**, the volatile oil distilled from rosin. **o. of rue,** a volatile oil from *Ruta graveolens*. It consists mostly of methyl-nonyl-ketone, $CH_3\,CO\,(CH_2)_8CH_3$, and is used as a vermicide for hookworms. **sandalwood o.** (L. *o'leum san'tali*), a fragrant volatile oil distilled from sandalwood (q. v.): used in bronchitis and gonorrhea Dose, 10–30 min. (0.6–2 c.c.). **sapucainha o.**, the oil of *Carpotroches brazilienſe:* used in the treatment of leprosy **o. of sassafras** (L. *o'leum sas'safras*), a fragrant volatile oil distilled from the root-bark of sassafras (q. v.): aromatic and carminative. Dose, 1–5 min. (0.06–0.3 c.c.). **o. of savin** (L. *o'leum sabi'næ*), a volatile oil distilled from the leaves of savin (q. v.): stimulant and emmenagogue. Dose, 1–5 min. (0.06–0.3 c.c.). **o. of sesamum,** a fixed oil from the seeds of *Sessamum orientalis*. **shale o.,** an oil distilled from bituminous shales. **shark o.,** a fixed oil obtained from the liver of sharks. **shore o.,** a variety of cod-liver oil. **Smith's o.,** a remedy for cuts and wounds in veterinary practice, consisting of turpentine and linseed oil, 1 pint each; tincture of aloes, 8 ounces; nitric acid and sulphuric acid, each, 4 ounces. **spearmint o.** (L. *o'leum men'thæ vir'idis*), the volatile oil of *Men'tha vir'idis*, or spearmint; carminative, stimulant: used also like menthol. Dose, 1–5 min. (0.06–0.33 c.c.). **o. of spike,** the volatile oil of *Lavan'dula spi'ca*. **o. of spruce,** a volatile oil distilled from the leaves and twigs of the spruce tree. **straits o.,** a variety of cod-liver oil. **o.-sugar.** See *eleosaccharum*. **sunflower o.,** a fixed drying-oil from the seeds of the sunflower, *Helian'thus an'nuus*. **sweet o.,** olive oil. **tambor o.,** a purgative oil from the seeds of *Omphal'ea oleif'era,* a euphorbiaceous tree of tropical America. **o. of tar** (L. *o'leum pi'cis li'quidæ*), a volatile oil distilled from tar, the medicinal properties of which it represents. **o. of teaberry.** Same as *o. of wintergreen*. **teel o.** Same as *o. of sessamum*. **templin o.,** oil of turpentine from pine-cones. **o. of theobroma.** See *cacao butter*, under *butter*. **o. of thyme** (L. *o'leum thy'mi*), the volatile oil of thyme: tonic, stimulant, and carminative. Dose, 1–5 min. (0.06–0.33 c.c.). **o. of turpentine** (L. *o'leum terebin'thinæ*), a volatile oil from the resinous juice of various pine trees: stimulant, diuretic, and counterirritant. Dose of the rectified oil, 5–30 min. (0.333–2 c.c.). **o. of vitriol,** an old name for sulphuric acid. **volatile o.,** any one of a class of oils that volatilize at ordinary temperatures. The volatile oils occur in aromatic plants, to which they give their odor. Most volatile oils consist of a mixture of two or more terpenes or of a mixture of an eleopten with a stearopten. Called also *essential o.* and *ethereal o.* **walpurgis o.,** a petroleum from Eichstadt, in Germany; a popular polychrest remedy. **o. of wine.** See *Hungarian o.* **o. of wintergreen** (L. *o'leum gaulthe'riæ*), a fragrant volatile oil from *Gaultheria procumbens*. It consists mostly of methyl-salicylate, $OH.C_6H_4.CO_2.CH_3$, and is used in rheumatism. Dose, 5–30 min. (0.333–2 c.c.). **wood o.** Same as *gurjun balsam*. **wormseed o.** (L. *o'leum chenopo'dii*), the volatile oil of the seeds of *Chenopo'dium anthelmin'ticum*, or American wormseed: anthelmintic. Dose, 3–10 min. (0.18–0.6 c.c.). **zachun o.,** the oil afforded by seeds of *Balani'tes ægyptia'ca*, a tree of Africa. See *zachun*.

oil-breakfast. Two hundred c.c. of olive-oil (*Voldhard's*) or 100–200 c.c. of a 2 per cent. solution of oleic acid in olive oil (*Boldiref's breakfast*), given in the early morning, fasting. In one-half to one hour the stomach contents are drawn off. The oil-breakfast having caused the duodenal contents to regurgitate into the stomach, the contents contain pancreatic juice from the duodenum.

oinomania (oi-no-ma'ne-ah). Same as *enomania*.

ointment (oint'ment) [L. *unguen'tum*]. A fatty medicated preparation for external use, of such consistence that it melts when applied to the skin. See *unguentum*. **ammoniated mercury o.,** 10 per cent. in lanolin and white petrolatum. **Banyer's o.,** an ointment containing calomel, 2 dr.; lead carbonate and burnt alum, each, 4 dr.; Venice turpentine, 6 dr.; spermaceti ointment, 1½ oz.: used for chronic eczema. **basilicon o.,** an ointment made of 1 pound each of yellow wax, Burgundy pitch, and yellow pitch, 16 fl.oz. of olive oil, and 3 fl.oz. of turpentine. **belladonna o.,** pillular extract of belladonna leaves, 10 per cent., in lanolin and lard. **blue o.** See *unguentum hydrargyri*. **o. of boric acid,** 10 per cent. in a petrolatum base. **brown o.,** a discutient ointment containing camphorated brown plaster, olive oil, and suet. **calomel o.** See *Melchnikoff's o.* **camiofen o.,** an ointment containing camiofen in an emollient base. **o. of carbolic acid.** See *phenol o.* **casein o.,** a water-soluble varnish used in applying medicines to the skin, and consisting of 14 parts of casein, 0.43 part of sodium and potassium hydroxids, 7 parts of glycerin, 21 parts of vaselin, 1 part of boric or salicylic acid, and 56 parts of water. **chrysarobin o.,** 6 per cent. in benzoinated lard. **citrine o.,** an ointment of nitrate of mercury. **Cooper's o.,** 1 part each of arsenic and sulphur in 8 parts of spermaceti ointment. **Credé's o.,** one containing 15 per cent. of collargol, 5 per cent. of water, 10 per cent. of white wax, and 70 per cent. of benzoinated lard: used in septicemia, pyemia, boils, carbuncles, etc. **Cyrillo's o.,** an ointment used in syphilis, and composed of mercury perchlorid, 4 parts, and lard, 32 parts. **di-**

achylon o., a mixture of white petrolatum and lead plaster. **Dupuytren's o.**, a cantharides ointment, 1 : 80. **Gauducheau's o.**, an ointment for prophylaxis of venereal disease: mercuric cyanid, 0.075 gm.; thymol, 1.75 gm.; calomel, 25 gm.; wool fat, 50 gm.; petrolatum to make 100 gm. **Hebra's o.**, diachylon ointment. **iodin o.**, 4 per cent. in benzoinated lard. **iodoform o.**, 10 per cent. in benzoinated lard. **Jarisch's o.**, an ointment for psoriasis, consisting of 1 part of pyrogallic acid and 8 parts of lard. **kentish o.**, turpentine liniment. **Lister's o.**, an ointment containing white wax, paraffin, boric acid, and oil of almond. **Maury's o.**, one containing 1 dr. of mercury nitrate and ½ dr. each of powdered opium and rhubarb mixed with 1 oz of simple ointment: used for ulcers. **mercurial o.** See *unguentum hydrargyri*. **Metchnikoff's o.**, calomel, 35 to 50 per cent., made into an ointment with lanolin, petroleum, or a mixture of them. **Moro's o.**, a mixture of lanolin and tuberculin: used in performing Moro's reaction. **nutgall o.**, 20 per cent. in simple ointment. **Pagenstecher's o.**, ointment of yellow oxid of mercury: used in eye diseases. **paraffin o.** (L. *unguen'tum paraf'fini*), a mixture of solid and liquid paraffin. **phenol o.**, 2½ per cent. in simple ointment. **o. of rose water**, rose water in a suitable base. **Schwimmer's o.**, an ointment for preventing pitting in small-pox, consisting of carbolic acid, chalk, and olive oil. **seleniovanadic o.**, a preparation of selenium and vanadium, applied locally for relieving pain in malignant disease. **simple o.** [L. *unguen'tum* or *u. sim'plex*), lard 4 parts and white wax 1 part. **o. of tannic acid**, 20 per cent. in glycerin and ointment. **tar o.**, 50 per cent in lard and wax. **wax o.** (L. *unguen'tum ce'ræ*). Same as *cerate, simple*. **Wertheim's o.**, an ointment for chloasma, containing ammoniated mercury, 2 dr.; bismuth, 2 dr.; and glycerin ointment, 1 oz. **Whitfield's o.**, an ointment composed of 1 gm. salicylic acid, 2 gm. benzoic acid, and 30 gm. of petrolatum. **Wilkinson's o.**, compound sulphur ointment. **yellow mercuric oxid o.**, 10 per cent in lanolin and petrolatum. **zinc o.**, unguentum zinci oxidi.

Oken's body (o'kenz) [Lorenz *Oken*, German physiologist, 1779–1851] Wolffian body.

O. L. Abbreviation for L. *oc'ulus læ'vus*, **left eye.**

Ol. Abbreviation for L. *o'leum*, oil.

-ol. A suffix indicating that the substance is an alcohol, *i e.*, a hydroxyl derivative of a hydrocarbon

O. L. A. An abbreviation for L. *occipito lævo anterior*, or the left occipito-anterior position of the fetal head in labor.

olan (o'lan). A paraffin ointment-base forming an emulsion with water.

olea (o'le-ah) 1. L. for *olive*. 2. Pl. of *o'leum*, oil.

oleaginous (o-le-aj'in-us) [L. *oleag'inus*]. Oily; greasy; unctuous.

oleander (o-le-an'der). An evergreen apocynaceous shrub, *Ne'rium odo'rum*, a poisonous cardiac tonic, diuretic, and aperient. Dose of extract, ¼–½ gr. (0.016–0.05 gm.); daily dose of tincture, 5 min. (0.33 c.c.).

oleandrin (o-le-an'drin). 1. A glucosid from oleander. Subcutaneous dose, $\frac{1}{11}$–$\frac{5}{33}$ gr. (0.006–0.015 gm.). 2. An alkaloid from oleander: therapeutically active.

oleandrism (o-le-an'drizm). Poisoning by oleander.

olease (o'le-ās). An enzyme from olive oil which produces rancidity and discoloration of the oil.

oleaster (o-le-as'ter). 1. The true wild olive, *O'lea oleas'ter*. 2. Any plant of the genus *Elæagnus*.

oleate (o'le-āt). 1. Any salt of oleic acid. 2. [L. *olea'tum*.] A solution of a chemic substance or drug in oleic acid. The oleates are used as ointments.

olecco (o-lek'o). A proprietary laxative preparation of castor oil.

olecranal (o-lek'ran-al). Pertaining to the olecranon.

olecranarthritis (o''lek-ran-ar-thri'tis) [*olecranon* + *arthritis*]. Inflammation of the elbow-joint.

olecranarthrocace (o-lek''ran-ar-throk'as-e) [Gr. *ὠλέκρανον* elbow + *ἄρθρον* joint + *κάκη* badness]. Tuberculosis of the elbow-joint.

olecranarthropathy (o-lek''ran-ar-throp'ath-e) [Gr. *ὠλέκρανον* elbow + *ἄρθρον* joint + *πάθος* disease]. Disease of the elbow-joint.

olecranoid (o-lek'ran-oid). Resembling the olecranon.

olecranon (o-lek'ran-on; properly, o-lek-ra'non) [Gr. *ὠλέκρανον*]. [B N A] A curved process of the ulna at the elbow; olecranon process.

olefin (o'le-fin) [L. *o'leum* oil + *fa'cere* to make]. An unsaturated aliphatic hydrocarbon.

oleic acid (o-le'ik). See under *acid*.

olein (o'le-in) [L. *o'leum* oil]. An oleate (especially the trioleate) of glyceryl, $C_3H_5[CH_3(CH_2)_7CH.CH(CH_2)_7CO.O]_3$; found in various fixed oils and fats. It is a colorless, oily liquid, insoluble in water, but freely soluble in ether and alcohol.

oleobalsamic (o''le-o-bawl-sam'ik). See *mixture*.

oleo-Bi-Roche (o'le-o-bi-rotsh). A suspension of finely divided bismuth oleate in olive oil used in the treatment of syphilis Dose, 32.4 min. (2 c.c) intramuscularly two or three times a week.

oleobismuth (o''le-o-biz'muth). See *oleo-Bi-Roche*.

oleocreosote (o''le-o-kre'o-sōt). The oleic acid ester of creosote. It is a yellowish liquid containing 33 per cent. of creosote, and is used in phthisis. Dose, 10–15 min. (0.65–1 c.c).

oleogen (o'le-o-jen). An ointment base containing oleic acid, petroleum, and ammonia.

oleoguaiacol (o''le-o-gwi'ak-ol). The oleic acid ester of guaiacol.

oleo-infusion (o''le-o-in-fu'zhun). A preparation made by infusing a drug in oil.

oleomargarin (o''le-o-mar'jar-in). An artificial butter made from tallow, lard, etc.

oleomargariscope (o''le-o-mar-gar'is-kōp). A pocket polariscope for the inspection of oleomargarin or butter.

oleometer (o-le-om'et-er) [L. *o'leum* oil + Gr. *μέτρον* measure]. An instrument for testing the purity of oil.

oleonucleoprotein (o''le-o-nu''kle-o-pro'te-in). The caseinogen and fat of milk regarded as forming one complex substance.

oleopalmitate (o''le-o-pal'mit-āt). An oleate and a palmitate of the same base.

oleoresin (o''le-o rez'in) [L. *oleoresi'na*]. 1. Any natural combination of a resin and a volatile oil such as occurs in certain plants. 2. Ethereal extracts. The official oleoresins are those of aspidium and capsicum.

oleosaccharum (o''le-o-sak'ar-um). See *eleosaccharum*.

oleostearate (o''le-o-ste'ar-āt). An oleate and a stearate of the same base.

oleosus (o-le-o'sus) [L.]. Oily; greasy.

oleothorax (o''le-o-tho'rax) [L. *o'leum* oil + *thorax*]. Intrapleural injection of oil in order to compress the lung in pulmonary tuberculosis.

oleotine (o-le-o'tin). A peptonized fat: for use as a butter substitute.

oleum (o'le-um), gen. *o'lei* [L. for *oil*]. See *oil*. **o. anima'le**, a homeopathic preparation of the vulvar mucus of a mare in heat. **o. anima'le æthe'reum**, Dippel's animal oil (q. v.); also its homeopathic preparation. **o. chænoce'ti**, the oil of a whale, *Balæ'na rostra'ta:* recommended for pharmaceutic use. **o. lig'ni san'tali**, the oil of white sandalwood; also its homeopathic prepa-

ration. **o. mor'rhuæ,** cod-liver oil. **o. rici'ni,** castor oil. **o. san'tali,** sandalwood oil. **o. tig'lii,** croton oil.

olfactie (ol-fak'te). The unit of smell; the normal stimulus threshold for a given odor.

olfaction (ol-fak'shun) [L. *olfa'cere* to smell]. The act of smelling, the sense of smell.

olfactology (ol-fak-tol'o-je). The science of the sense of smell.

olfactometer (ol-fak-tom'et-er) [L. *olfac'tus* smell + *me'trum* measure]. An apparatus for testing the sensitiveness of the nose to odors.

olfactometry (ol-fak-tom'et-re). The study of the sense of smell.

olfactory (ol-fak'to-re) [L. *olfa'cere* to smell]. Pertaining to olfaction, or the sense of smell.

olfactus (ol-fak'tus). A unit of acuity of smell.

olfacty (ol-fak'te). Same as *olfactie.*

olibanum (o-lib'an-um) [L.]. True frankincense; a gum-resin from various species of *Boswel'lia.* It is a stimulant emmenagogue, and has been used also in bronchial and laryngeal affections, and locally for chilblains, etc.

oligemia, oligæmia (ol-ig-e'me-ah) [Gr. ὀλίγος little + αἷμα blood]. Deficiency in the volume of the blood.

olighydria (ol-ig-hid're-ah). See *oligidria.*

oligidria (ol-ig-id're-ah) [Gr. ὀλίγος scanty + ἱδρώς sweat]. A deficiency in the secretion of the sweat.

oligoamnios (ol''ig-o-am'ne-os) [Gr. ὀλίγος little + *amnios*] Oligohydramnios.

oligocardia (ol''ig-o-kar'de-ah) [Gr. ὀλίγος few + καρδία heart]. Same as *bradycardia.*

oligocholia (ol''ig-o-ko'le-ah) [Gr. ὀλίγος scanty + χολή bile]. A lack or deficiency of the bile.

oligochromemia (ol''ig-o-kro-me'me-ah) [Gr. ὀλίγος scanty + χρῶμα color + αἷμα blood]. Insufficiency of hemoglobin in the blood.

oligochylia (ol''ig-o-ki'le-ah) [Gr. ὀλίγος few + χυλός chyle] Deficiency of chyle.

oligochymia (ol''ig-o-ki'me-ah) [Gr. ὀλίγος few + χυμός juice] Deficiency of chyme.

oligocystic (ol''ig-o-sis'tik) [Gr. ὀλίγος few + κύστις cyst]. Containing only a few cysts.

oligocythemia (ol''ig-o-si-the'me-ah) [Gr. ὀλίγος few + κύτος cell + αἷμα blood]. Scarcity of red corpuscles in the blood

oligocythemic (ol''ig-o-si-them'ik). Relating to or affected with oligocythemia.

oligocytosis (ol''ig-o-si-to'sis). Same as *oligocythemia.*

oligodactylia (ol''ig-o-dak-til'e-ah) [Gr. ὀλίγος few + δάκτυλος digit]. A condition in which the fingers or toes are congenitally fewer than is normal.

oligodendria (ol''ig-o-den'dre-ah). Oligodendroglia.

oligodendroglia (ol''ig-o-den-drog'le-ah) [Gr ὀλίγος few + δένδρον dendron + *neuroglia*]. Non-neural cells of ectodermal origin forming part of the adventitial structure of the central nervous system Their vine-like prolongations form an incomplete investment for the myelin sheaths in the white matter, and with microglia they form the perineuronal satellites in the gray matter Called also *mesoglia*

oligodipsia (ol''ig-o-dip'se-ah) [Gr. ὀλίγος few + δίψα thirst]. Abnormal absence of thirst.

oligodynamic (ol''ig-o-di-nam'ik) [Gr. ὀλίγος few + δύναμις power]. Active in very minute quantities.

oligo-erythrocythemia (ol''ig-o-er''ith-ro-si-the'-me-ah) [Gr. ὀλίγος few + ἐρυθρός red + κύτος cell + αἷμα blood]. Deficiency of coloring-matter in the red blood-corpuscles; also deficiency of red blood-corpuscles.

oligogalactia (ol''ig-o-gal-ak'she-ah) [Gr. ὀλίγος few + γάλα milk]. Deficient secretion of milk.

oligogenics (ol''ig-o-jen'iks) [Gr. ὀλιγος few + γεννᾶν to produce]. Limitation of the number of offspring; birth control.

oligoglobulia (ol''ig-o-glo-bu'le-ah). Same as *oligocythemia.*

oligohemia (ol''ig-o-he'me-ah). Same as *oligemia.*

oligohydramnios (ol''ig-o-hi-dram'ne-os) [Gr. ὀλίγος few + ὕδωρ water + ἀμνίον amnion]. Scantiness of the liquor amnii.

oligohydruria (ol''ig-o-hi-dru're-ah) [Gr. ὀλίγος few + ὕδωρ water + οὖρον urine]. Abnormally high concentration of the urine.

oligolecithal (ol''ig-o-les'ith-al) [Gr. ὀλίγος few + λέκιθος yolk]. Possessing only a little yolk; the human ovum is oligolecithal.

oligoleukocythemia (ol''ig-o-lu''ko-si-the'me-ah) [Gr. ὀλίγος little + *leukocyte* + Gr. αἷμα blood]. Same as *leukopenia.*

oligoleukocytosis (ol''ig-o-lu''ko-si-to'sis). Same as *leukopenia.*

oligomania (ol''ig-o-ma'ne-ah) [Gr. ὀλίγος few + μανία madness]. Insanity on a few subjects; impairment of a few of the mental faculties.

oligomastigate (ol''ig-o-mas'tig-āt) [Gr. ὀλίγος few + μάστιξ lash]. Having only two flagella.

oligomenorrhea (ol''ig-o-men-or-e'ah) [Gr. ὀλίγος few + μήν month + ῥοία flow]. Scantiness of the menstrual discharge.

oligomorphic (ol''ig-o-mor'fik) [Gr ὀλίγος few + μορφή form]. Passing through only a few forms of growth. said of microorganisms.

oligonecrospermia (ol''ig-o-nek-ro-sper'me-ah) [Gr. ὀλίγος few + νέκρος dead + σπέρμα sperm]. A condition of the spermatic fluid in which there is diminution of the number of spermatozoa, some of which are dead.

oligonitrophilic, oligonitrophilous (ol''ig-o-ni-tro-fil'ik, ol''ig-o-ni-trof'il-us) [Gr. ὀλίγος few + *nitrogen* + Gr. φιλεῖν to love]. A term describing organisms that absorb nitrogen from the air and from media containing combined nitrogen.

oligopepsia (ol''ig-o-pep'se-ah) [Gr. ὀλίγος little + πέψις digestion]. Feeble digestion.

oligophosphaturia (ol''ig-o-fos-fat-u're-ah). Deficiency in the excretion of phosphates by the urine.

oligophrenia (ol''ig-o-fre'ne-ah) [Gr. ὀλίγος scanty + φρήν mind]. Defective mental development.

oligoplasmia (ol''ig-o-plaz'me-ah) [Gr. ὀλίγος scanty + πλάσμα thing formed]. A deficient quantity of plasma in the blood.

oligoplastic (ol''ig-o-plas'tik) [Gr. ὀλίγος scanty + *plasm*]. Deficient in plasm.

oligopnea, oligopnœa (ol''ig-op-ne'ah) [Gr. ὀλίγος few + πνοῖα breath]. Retarded breathing.

oligoposy (ol-ig-op'o-se) [Gr. ὀλίγος scanty + πόσις drink]. The disordered state resulting from too little drinking of fluids.

oligopsychia (ol''ig-o-si'ke-ah) [Gr. ὀλίγος few + ψυχή mind]. Mental weakness.

oligoptyalism (ol''ig-o-ti'al-izm) [Gr. ὀλίγος few + πτύαλον saliva]. Diminished secretion of saliva.

oligoria (ol-ig-o're-ah) [Gr. ὀλιγορία apathy]. A form of melancholia (Snell).

oligosialia (ol''ig-o-si-a'le-ah) [Gr. ὀλίγος few + σίαλον saliva]. Pathologically diminished secretion of saliva

oligospermatism (ol''ig-o-sper'mat-izm). Same as *oligospermia.*

oligospermia (ol''ig-o-sper'me-ah) [Gr. ὀλίγος scanty + σπέρμα seed]. Scantiness of the seminal secretion, or paucity of spermatozoa in the semen.

oligosporidia (ol''ig-o-spo-rid'e-ah). A suborder of protozoan microörganisms, or coccidia, forming spores which divide, each one producing several sickle-shaped reproductive bodies. Some are pathogenic.

oligotrichia (ol"ig-o-trik'e-ah) [Gr. *ὀλίγος* scanty + *θρίξ* hair]. Congenital thinness of the growth of hair.

oligotrichosis (ol"ig-o-trik-o'sis). Oligotrichia.

oligotrophy (ol-ig-ot'ro-fe) [Gr. *ὀλίγος* deficient + *τροφή* nourishment]. Insufficient nutrition.

oligozoöspermatism, oligozoöspermia (ol"ig-o-zo-o-sper'mat-izm, ol"ig-o-zo-o-sper'me-ah) [Gr. *ὀλίγος* few + *ζῷον* animal + *σπέρμα* seed]. A deficient supply of spermatozoa in the semen.

oliguresis, oliguria (ol"ig-u-re'sis, ol-ig-u're-ah) [Gr. *ὀλίγος* scanty + *οὖρον* urine]. Deficient secretion of the urine; abnormally diminished frequency of micturition.

olikaguria (ol'ik-ag-u're-ah) [Gr. *ὀλικ-* infrequent + *οὖρον* urine]. A condition in which urination occurs at very long intervals.

olintal (o'lin-tal). A liquid soap containing 2.8 per cent. of myrrh, 0.5 per cent. of camphor, and 0.5 per cent. of menthol; used locally in diphtheria.

oliophen (o-li'o-fen). An antigonorrheal solution of salol and linseed oil in olive oil. Dose, 30 min. (2 c.c.).

oliva (o-li'vah) [L. "olive"]. [B N A]. The olivary body. See *body*.

olivary (ol'iv-a-re) [L. *oliva'rius*]. Shaped like an olive. **o. bodies.** See under *body*.

olive (ol'iv) [L. *oli'va*]. 1. The tree *O'lea europæ'a;* also its fruit. The latter affords a fixed oil (*olive oil, sweet oil*), which consists chiefly of olein and palmitin, and is employed as a food, as a mild laxative, and as an application to wounds, bruises, etc. 2. Any olive-shaped body, especially the olivary body. See *body*. **inferior o.**, the inferior olivary body. **spurge o.**, mezereon. **superior o.**, the superior olivary body.

olivenol-iodate (ol-iv-e'nol-i'o-dāt). A compound of iodin with olive oil containing 7.6 per cent. of iodin; used in asthma, bronchitis, and subcutaneously in syphilis.

Oliver's sign (ol'iv-erz) [Sir Thomas *Oliver*, English physician, born 1853]. See under *sign*.

Oliver's test [George *Oliver*, English physician, 1841–1915]. See under *tests*.

Oliver-Cardarelli sign (ol'iv-er-kar-dar-el'e). See under *sign*.

olivifugal (ol-iv-if'u-gal) [*olive* + L. *fu'gere* to flee]. Moving from or going away from the oliva.

olivipetal (ol-iv-ip'et-al) [*olive* + L. *pe'tere* to seek]. Passing or conducting toward the oliva.

Ollier's disease (ol-e-āz') [Léopold Louis Xavier Edouard *Ollier*, a French surgeon, 1830–1901]. Achondroplasia.

Ol. lini s. i. Abbreviation for L. *o'leum li'ni si'ne ig'ne*, cold-drawn linseed oil.

Ol. oliv. Abbreviation for L. *o'leum oli'væ*, olive oil.

olophonia (ol-o-fo'ne-ah) [Gr. *ὀλοός* ill + *φωνή* voice]. Defective speech due to malformed vocal organs.

O. L. P. An abbreviation for L. *occipito lævo posterior*, or the left occipitoposterior position of the fetal head in labor.

Ol. res. Abbreviation for *oleoresin*.

Olshausen's method, operation (ols'how-zenz) [Robert von *Olshausen*, obstetrician in Berlin, 1835–1915]. See under *method* and *operation*.

O. m. Abbreviation for L. *om'ni ma'ne*, every morning.

-oma [Gr. *-ωμα*]. A Greek suffix or termination implying a morbid condition, especially a tumor, of the part indicated by the word to which it is attached.

omacephalus (o-mas-ef'al-us) [Gr. *ὦμος* shoulder + *κεφαλή* head]. A monster fetus with deficient head and no upper extremities.

omagra (o-ma'grah, o'mag-rah) [Gr. *ὦμος* shoulder + *ἄγρα* seizure]. Gout in the shoulder.

omal (o'mal). Trichlorphenol, $OH.C_6H_2.Cl_3$; a colorless, crystalline derivative of phenol and chlorin; used by inhalation in diseases of the air-passages, and in 5 to 10 per cent. ointment.

omalgia (o-mal'je-ah) [Gr. *ὦμος* shoulder + *ἄλγος* pain]. Pain in the shoulder.

omarthritis (o-mar-thri'tis) [Gr. *ὦμος* shoulder + *ἄρθρον* joint + *-ιτις* inflammation]. Inflammation of the shoulder-joint.

omasitis (o-ma-si'tis). Inflammation of the omasum.

omasum (o-ma'sum). The third division of the stomach of ruminant animals. Called also *manifold manyplies* and *psalterium*.

omatidium (o-mat-id'e-um). One of the elongated units of a compound eye of an arthropod.

ombrophobia (om-bro-fo'be-ah) [Gr *ὄμβρος* rain + *φόβος* fear]. Fear of rain.

ombrophore (om'bro-fōr) [Gr. *ὄμβρος* rain + *φόρος* bearer]. An apparatus for applying a douche bath of water containing carbon dioxid.

omega melancholium (o'me-gah mel-an-ko'le-um). A folding of the skin between the eyebrows like the Greek letter omega (*ω*); a sign of melancholia.

omeire (o-mi're). A native drink of southwest Africa, made by permitting milk to ferment.

omental (o-men'tal). Pertaining to the omentum.

omentectomy (o-men-tek'to-me) [*omentum* + Gr. *ἐκτομή* excision]. Excision of a portion of the omentum.

omentitis (o-men-ti'tis). Inflammation of the omentum.

omentofixation (o-men"to-fiks-a'shun). Same as *omentopexy*.

omentopexy (o-men'to-peks-e) [*omentum* + Gr. *πῆξις* fixation]. The operation of suturing the omentum to the abdominal wall, securing anastomotic communication between the portal system and that of the vena cava.

omentoplasty (o-men'to-plas-te) [*omentum* + Gr. *πλάσσειν* to form]. The use of omental grafts.

omentorrhaphy (o-men-tor'af-e) [*omentum* + Gr. *ῥαφή* suture]. The operation of suturing the omentum.

omentosplenopexy (o-men-to-sple'no-peks-e). Combined omentopexy and splenopexy.

omentotomy (o-men-tot'o-me) [*omentum* + Gr. *τομή* cut]. Incision of the omentum.

omentovolvulus (o-men-to-vol'vu-lus). Volvulus of the omentum.

omentulum (o-men'tu-lum). The lesser omentum.

omentum (o-men'tum) [L.]. A reduplication of the peritoneum going from the stomach to the adjacent organs. **gastrocolic o., great o.**, a fold of omentum connected with the great curvature of the stomach and infolding the transverse colon. **gastrohepatic o., lesser o.**, the omental fold joining the lesser curvature of the stomach to the transverse fissure of the liver. **gastrosplenic o.**, a fold of peritoneum which connects the spleen with the stomach. **Haller's colic o.**, a process from the greater omentum, which sometimes in fetal life becomes attached to the testis, and may be included in an inguinal hernia. **o. ma'jus** [B N A], the great omentum. **o. mi'nus** [B N A], the lesser omentum. **pancreaticosplenic o.**, the peritoneum connecting the tail of the pancreas with the inner surface of the spleen.

omitis (o-mi'tis) [Gr. *ὦμος* shoulder + *-ιτις* inflammation]. Inflammation of the shoulder.

Omn. bih. Abbreviation for L. *om'ni biho'ra*, every two hours.

Omn. hor. Abbreviation for L. *om'ni ho'ra*, every hour.

omnadin (om'nad-in) [L. *om'nis* all + Gr. *ἀδήν* gland]. A proprietary mixture of partial antigens

containing the metabolic products of various bacteria, lipoids from bile, and neutral fats. On injection it is supposed to non-specifically increase the production of any or all antibodies.

omnivit (om'niv-it). A proprietary vitamin preparation.

omnivorous (om-niv'o-rus) [L. *om'nis* all + *vora're* to eat]. Subsisting upon food of every kind.

Omn. noct. Abbreviation for L. *om'ni noc'te*, every night.

omnopon (om'no-pon) [L. *om'nis* all + *opium*]. Pantopon.

omo- [Gr. ὦμος shoulder]. A prefix denoting some relation to the shoulder.

omocephalus (o-mo-sef'al-us) [Gr. ὦμος shoulder + κεφαλή head]. A fetus with no arms and an incomplete head.

omoclavicular (o"mo-klav-ik'u-lar). Pertaining to the shoulder and the clavicle.

omodynia (o-mo-din'e-ah) [Gr. ὦμος shoulder + ὀδύνη pain]. Pain in the shoulder.

omohyoid (o-mo-hi'oid). Pertaining to the shoulder and the hyoid bone. See *muscles, table of*.

omophagia (o-mo-fa'je-ah) [Gr. ὠμός raw + φαγεῖν to eat]. The eating of raw food.

omorol (o'mo-rol). An organic silver preparation for local application in diphtheria.

omosternum (o-mo-ster'num). The interarticular cartilage at the joint between the sternum and clavicle.

omphalectomy (om-fal-ek'to-me) [Gr. ὀμφαλός navel + ἐκτομή excision]. Excision of the navel.

omphalelcosis (om"fal-el-ko'sis) [Gr. ὀμφαλός navel + ἕλκωσις ulceration]. Ulceration of the umbilicus.

Omphalia (om-fa'le-ah). See *tambor oil*, under *oil*.

omphalic (om-fal'ik) [Gr. ὀμφαλικός]. Pertaining to the umbilicus.

omphalitis (om-fal-i'tis) [Gr. ὀμφαλός navel + -ιτις inflammation]. Inflammation of the navel.

omphalo-angiopagous (om"fal-o-an-je-op'ag-us) [Gr. ὀμφαλός navel + ἄγγεῖον vessel + παγός fixed]. Joined by the vessels of the umbilical cords: said of enzygotic twins.

omphalocele (om-fal'o-sēl) [Gr. ὀμφαλός navel + κήλη hernia]. An umbilical hernia.

omphalochorion (om"fal-o-ko're-on). The structure in the embryo formed by fusion of the yolk-sac with the chorion.

omphalogenesis (om-fal-o-jen'es-is) [Gr. ὀμφαλός navel + γενεσις formation]. Development of the umbilicus in the embryo.

omphaloma (om-fal-o'mah) [Gr ὀμφαλός navel + -ομα tumor]. A tumor of the umbilicus.

omphalomesaraic (om"fal-o-mes-ar-a'ik). Same as *omphalomesenteric*.

omphalomesenteric (om"fal-o-mes-en-ter'ik). Pertaining to the navel and mesentery.

omphaloncus (om-fal-ong'kus) [Gr. ὀμφαλός navel + ὄγκος tumor]. A tumor or swelling of the umbilicus.

omphalopagus (om-fal-op'ag-us) [Gr. ὀμφαλός navel + πηγνύναι make fast]. Same as *monomphalus*.

omphalophlebitis (om"fal-o-fle-bi'tis) [Gr. ὀμφαλός navel + φλέψ vein]. 1. Inflammation of the umbilical veins. 2. Navel ill; a condition of markedly suppurative lesions in young animals, due to infection through the umbilicus.

omphalorrhagia (om"fal-o-ra'je-ah) [Gr. ὀμφαλός navel + ῥηγνύναι to burst forth]. Hemorrhage from the umbilicus.

omphalorrhea (om"fal-o-re'ah) [Gr. ὀμφαλός navel + ῥοία flow]. An effusion of lymph at the navel.

omphalorrhexis (om"fal-o-reks'is) [Gr. ὀμφαλός navel + ῥῆξις rupture]. Rupture of the umbilicus.

omphalosite (om'fal-o-sīt) [Gr. ὀμφαλός navel + σῖτος food]. A monster-fetus with no heart and which dies when the navel-string is cut.

omphalosotor (om-fal-o-so'tor) [Gr. ὀμφαλός navel + σωτῆρ preserver]. An instrument for replacing the prolapsed umbilical cord in childbirth.

omphalospinous (om"fal-o-spi'nus) [Gr. ὀμφαλός navel + *spinous*]. Pertaining to the umbilicus and the anterior spine of the ilium.

omphalotomy (om-fal-ot'o-me) [Gr. ὀμφαλός navel + τέμνειν to cut]. The cutting of the navel-string.

omphalotribe (om-fal'o-trīb). An instrument for crushing the umbilical cord.

omphalotripsy (om-fal-o-trip'se) [Gr. ὀμφαλός navel + τρίβειν to crush]. The separation of the navel-string by a crushing operation.

omphalus (om'fal-us) [Gr.]. The navel or umbilicus.

Om. quar. hor. Abbreviation for L. *om'ni quadran'te ho'ra*, every quarter of an hour.

omunono (om-u-no'no). A native name for frambesia.

O. n. Abbreviation for L. *om'ni noc'te*, every night.

onanism (o'nan-izm) [*Onan* son of Judah]. Masturbation; more correctly, withdrawal of the penis before the completion of the sexual act.

Onanoff's reflex or **sign** (on-ah'nofs) [Jacques *Onanoff*, French physician, born 1859]. See *reflex*.

onaye (o-nah'ye). An exceedingly virulent poison from the seeds of *Strophan'thus his'pidus*.

Onchocerca (ong-ko-ser'kah) [Gr. ὄγκος tumor + κέρκος tail]. A genus of filarious worms. **O. cœcu'tiens**, a species that causes subcutaneous nodules on the heads of natives in Guatemala. The disease is known locally as coast erysipelas. **O. gibso'ni** infests the subcutaneous tissues of cattle, producing nodular swellings on the flanks, knees, and shoulders. **O. vol'vulus**, a species widely distributed in western and central Africa; transmitted by *Glossina palpalis*. It causes subcutaneous fibrous tumors as large as nuts. It is also found in elephantiasis in the Congo.

onchocerciasis (ong"ko-ser-ki'as-is). The condition produced by infection with *Onchocerca*.

Oncocerca (ong-ko-ser'kah). Onchocerca.

oncograph (ong'ko-graf) [Gr. ὄγκος tumor + γράφειν to record]. A recording device attached to the oncometer.

oncography (ong-kog'raf-e). The graphic recording of the outlines of organs.

oncoides (ong-koi'dēz) [Gr. ὄγκός tumor + εἶδος form]. Turgid swelling; intumescence.

oncology (ong-kol'o-je) [Gr. ὄγκος tumor + λόγος discourse]. The sum of knowledge concerning tumors.

oncolysis (ong-kol'is-is) [Gr. ὄγκος tumor + λύσις dissolution]. The lysis or destruction of cancer cells.

oncolytic (ong-ko-lit'ik) [See *oncolysis*]. Destroying tumor cells.

oncoma (ong-ko'mah) [Gr. ὄγκωμα]. An ancient name for a tumor.

oncometer (ong-kom'et-er) [Gr. ὄγκος mass + μέτρον measure]. An instrument for measuring variations in the size of viscera.

oncometric (ong-ko-met'rik). Pertaining to the oncometer.

oncometry (ong-kom'et-re). The measurement of variations in the size of viscera.

oncosis (ong-ko'sis) [Gr. ὄγκος tumor]. The diseased condition characterized by the development of tumors.

oncosphere, oncosphæra (ong'ko-sfēr, ong-ko-sfe'rah) [Gr. ὄγκος hook + σφαῖρα sphere]. The larva of the tape worm in the spheric stage, enclosed in a thick ciliated membrane and armed with six hooks. It may be found in the feces.

oncothlipsis (ong-ko-thlip'sis) [Gr. ὄγκος tumor + θλίψις pressure]. Pressure caused by a tumor.

oncotic (ong-kot'ik). Pertaining to, or marked by, swelling.

oncotomy (ong-kot'o-me) [Gr. ὄγκος tumor + τέμνειν to cut]. The incision of a tumor, abscess, or swelling.

oncotropic (on-ko-trop'ik) [Gr. ὄγκος tumor + τροπή a turn]. Having a special affinity or attraction for tumor cells; called also *tumoraffin*.

ondometer (on-dom'et-er). An apparatus for measuring the frequency of the oscillations in high-frequency currents

102. See *luargol*.

oneiric, oniric (on-i'rik) [Gr. ὄνειρος dream]. Pertaining to dreams.

oneirism, onirism (o-ni'rizm) [Gr. ὄνειρος dream]. A dream-like waking hallucination.

oneirodynia (o"ni-ro-din'e-ah) [Gr. ὄνειρος dream + ὀδύνη pain]. Nightmare.

oneirology (on-i-rol'o-je) [Gr. ὄνειρος dream + λόγος treatise]. The science of dreams.

oneiroscopy (o-ni-ros'ko-pe) [Gr. ὄνειρος dream + σκοπεῖν to examine]. Analysis of dreams for the purpose of diagnosing the patient's mental state.

one-two-three. A local anesthetic for dental use, containing 1 part oil of cassia, 2 parts carbolic acid, 3 parts oil of wintergreen.

oniomania (o"ne-o-ma'ne-ah) [Gr. ὤνιος for sale + μανία madness]. An insane desire to make purchases.

onion (un'yun) [L. *u'nio; ce'pa*]. The plant *Al'lium ce'pa* and its edible bulb. It is expectorant, diuretic, and stimulant, and the syrup is used in bronchitis in doses of 1 fl.dr. (4 c.c.).

Oniscus asel'lus (o-nis'kus). The sow-bug, an insect-like isopod found in cellars, etc.: diuretic and stimulant. It is principally used in homeopathic practice.

onkinocele (on-kin'o-sēl) [Gr. ὄγκος swelling + ἴς fiber + κήλη tumor]. A swollen condition of a tendon-sheath.

onobaio (o-no-ba'yo). A powerful arrow-poison from Obok, in Africa. It has a depressant action on the heart.

onomatology (on-o-mat-ol'o-je) [Gr. ὄνομα name + λόγος treatise]. The science of names and nomenclature.

onomatomania (on-o-mat-o-ma'ne-ah) [Gr. ὄνομα name + μανία madness]. Mental derangement with regard to words or names, marked by persistent dwelling on some particular word, by perplexed effort to recall some word, by attaching some special significance to certain words, or by showing disgust for certain words (Charcot and Magnan, 1885).

onomatophobia (on-o-mat-o-fo'be-ah) [Gr. ὄνομα name + φόβος fear]. Morbid dread of hearing a certain name or word.

onomatopoiesis (on-o-mat"o-poi-e'sis) [Gr. ὄνομα name + ποιεῖν to make]. The formation of meaningless words by the insane.

ononin (o-no'nin). A glucosid, $C_{30}H_{34}O_{13}$, from the root of *Ono'nis spino'sa*.

Ononis spino'sa (o-no'nis). A leguminous plant of Europe. It is diuretic: used mainly in homeopathic practice.

onotoxin (on-o-tok'sin). A proprietary remedy for gonorrhea.

ontogenesis, ontogeny (on-to-jen'es-is, on-toj'-en-e) [Gr. ὤν existing + γεννᾶν to beget] The evolution or developmental history of the individual organism Cf. *phylogeny*.

ontogenetic, ontogenic (on"to-jen-et'ik, on-to-jen'ik). Pertaining to ontogenesis.

onyalai, onyalia (o-ne-al'a-e, o-ne-a'le-ah). A disease occurring among the blacks of Portuguese West Africa, and marked by the formation, on the palatal and buccal mucous membrane, of blebs containing semi-coagulated blood and without signs of constitutional disorder.

onychatrophia, onychatrophy (o"nik-at-ro'-fe-ah, o-nik-at'ro-fe) [Gr. ὄνυξ nail + α priv. + τροφή food]. Atrophy of a nail or of the nails.

onychauxis (o-nik-awks'is) [Gr. ὄνυξ nail + αὔξειν to increase]. Overgrowth of the nails.

onychia (o-nik'e-ah) [Gr. ὄνυξ nail]. Inflammation of the matrix of the nail resulting in loss of the nail. See *paronychia*. **o. latera'lis**, paronychia **o. malig'na**, onychia with fetid ulceration and loss of the nail. **o. parasit'ica**, onychomycosis. **o. periungua'lis**, paronychia. **o. sic'ca**, syphilitic inflammation of the nail matrix in which the nail becomes thick and brittle.

onychitis (o-nik-i'tis) [Gr. ὄνυξ nail + -ιτις inflammation]. Inflammation of the matrix of a nail.

onychoclasis (on-ik-ok'las-is) [Gr ὄνυξ nail + κλάσις breaking]. Breaking of the nail.

onychocryptosis (on"ik-o-krip-to'sis) [Gr. ὄνυξ nail + κρίπτειν to conceal]. Ingrowing toe-nail.

onychogram (o-nik'o-gram). A tracing made by the onychograph.

onychograph (o-nik'o-graf) [Gr. ὄνυξ nail + γράφειν to write]. An instrument for observing and recording the nail-pulse and capillary circulation.

onychogryphosis (on"ik-o-grif-o'sis). Onychogryposis.

onychogryposis (on"ik-o-gri-po'sis) [Gr. ὄνυξ nail + γρύπωσις bending]. A hooked or incurved state of the nails.

onychohelcosis (on"ik-o-hel-ko'sis) [Gr ὄνυξ nail + ἕλκωσις ulceration]. Ulceration of the nail.

onychoid (on'ik-oid) [Gr. ὄνυξ nail + εἶδος form]. Resembling a finger-nail.

onycholysis (o-nik-ol'is-is) [Gr. ὄνυξ nail + λύσις loosening]. Loosening of the nails.

onychoma (o-nik-o'mah) [Gr. ὄνυξ nail + -ωμα tumor]. A tumor of the nail or nail-bed.

onychomalacia (on"ik-o-ma-la'se-ah) [Gr ὄνυξ nail + μαλακία softness]. Softening of the finger-nail.

onychomycosis (on"ik-o-mi-ko'sis) [Gr ὄνυξ nail + μύκης fungus]. A disease of the nails due to the presence of the ringworm or the favus fungus. The nails become opaque, white, thickened, soft, and brittle. Called also *o. favo'sa* **o. favo'sa**, that due to the favus fungus. **o. tonsu'rans**, a disease produced by the growth of *Trichoph'yton* in the nails. **o. trichophyti'na**, that due to the fungus of ringworm.

onychonosus (o-nik-on'o-sus) [Gr. ὄνυξ nail + νόσος disease]. Disease of the nails.

onychopathic (on-ik-o-path'ik) Pertaining to onychopathy or any disease of the nails

onychopathology (on"ik-o-path-ol'o-je) [Gr. ὄνυξ nail + *pathology*]. The pathology of diseases of the nails.

onychopathy (o-nik-op'ath-e) [Gr. ὄνυξ nail + πάθος disease]. Disease of the nails.

onychophagist (o-nik-of'a-jist). One who habitually bites the finger-nails.

onychophagy (o-nik-of'a-je) [Gr. ὄνυξ nail + φαγεῖν to eat]. The morbid habit of eating or biting the nails.

onychophosis (on"ik-o-fo'sis) [Gr. ὄνυξ nail]. A horny growth beneath the toe-nails.

onychophyma (on"ik-o-fi'mah) [Gr. ὄνυξ nail + φῦμα growth]. Thickening or enlargement of the nail.

onychoptosis (on"ik-op-to'sis) [Gr. ὄνυξ nail + πτῶσις falling]. Falling off of the nails.

onychorrhexis (on"ik-o-reks'is). Spontaneous splitting of the nail.

onychosis (on-ik-o'sis) [Gr. ὄνυξ nail]. Disease or deformity of a nail or of the nails.

onychotrophy (on-ik-ot'ro-fe) [Gr. ὄνυξ nail + τροφή nutrition]. Nutrition of the nails.

onym (on'im) [Gr. ὄνυμα name]. A technical name or term.

onyx (o'niks) [Gr. ὄνυξ nail]. 1. A nail of a finger or toe. 2. A variety of hypopyon.

onyxis (o-niks'is) [Gr. ὄνυξ nail]. Ingrowing nail.

onyxitis (o-niks-i'tis) [Gr. ὄνυξ nail + -ιτις inflammation]. Same as *onychitis*.

oöblast (o'o-blast) [Gr. ᾠόν egg + βλαστός germ]. The cell whence the ovum is developed.

oöcenter (o'o-sen-ter). Ovocenter.

oöcinesia (o"o-sin-e'ze-ah). Same as *ookinesis*.

oöcinete (o-o-sin'ēt). Same as *ookinete*.

oöcyanin (o-o-si'an-in) [Gr. ᾠόν egg + κύανος blue]. A bluish coloring-matter from birds' eggs.

oöcyesis (o"o-si-e'sis) [Gr. ᾠόν egg + κύησις pregnancy]. Ovarian pregnancy.

oöcyst (o'o-sist) [Gr. ᾠόν egg + κύστις bladder]. The tough membrane surrounding a sporont after the union of the gametes; also the protozoan individual in this stage of development.

oöcytase (o-o-si'tās). A cytase or enzyme having a destructive effect on ovarian cells

oöcyte (o'o-sīt) [Gr. ᾠόν egg + κύτος cell]. The original cell of the ovarian egg before the formation of the polar bodies The oocyte splits up into the first polar body and the secondary oocyte, the latter dividing to form the second polar body and the mature egg.

oöcytin (o-o-si'tin). A substance obtained from spermatozoa, leukocytes, and red blood-cells which will cause the formation of fertilization membranes in ova.

oödeocele (o-o'de-o-sēl) [Gr. ᾠοδης egg-shaped + κήλη hernia]. Obturator hernia

oögenesis (o-o-jen'is-is) [Gr. ᾠόν egg + γένεσις production]. The origin and development of the ovum; miosis in the female.

oögonium (o-o-go'ne-um) [Gr. ᾠόν egg + γονή generation]. 1. The primordial cell from which the ovarian egg arises. 2. Any one of the elements derived from the germ-cell which give rise to the oocytes.

oökinesis (o"o-kin-e'sis) [Gr. ᾠόν egg + κίνησις motion]. The mitotic movements of the egg during maturation and fertilization.

oökinete (o-o-kin'ēt) [see *oökinesis*]. The motile free stage of the malarial parasite (zygote) in the mosquito during which it penetrates the wall of the gut and becomes the oocyst.

oölemma (o-o-lem'ah) [Gr. ᾠόν egg + λέμμα sheath]. The limiting membrane of the ovum; the zona pellucida.

oöphoralgia (o"of-or-al'je-ah) [Gr. ᾠόν egg + φέρειν to bear + ἄλγος pain]. Pain in an ovary.

oöphoraphy (o-of-or'af-e) [*oophororrhaphy*]. Anchoring of a prolapsed ovary by suturing its hilus to the relaxed infundibulopelvic ligaments (Imlach-Tait, 1885).

oöphorauxe (o"o-fo-rawks'e) [*oöphoron* + Gr. αὐξή increase]. Enlargement of the ovary.

oöphorectomy (o"of-o-rek'to-me) [Gr. ᾠόν egg + φέρειν to bear + ἐκτομή excision]. The surgical removal of an ovary.

oöphorin (o-of'o-rin). A therapeutic preparation of the fresh ovaries of cows and swine. Dose, 5 gr. (0.3 gm.).

oöphoritis (o"of-o-ri'tis) [Gr. ᾠόν egg + φέρειν to bear + -ιτις inflammation]. Inflammation of an ovary. **o. sero'sa,** edema of the ovary.

oöphorocystosis (o-of"o-ro-sis-to'sis) [Gr. ᾠόν egg + φέρειν to bear + κύστις cyst]. The formation of an ovarian cyst.

oöphoro-epilepsy (o-of"o-ro-ep'il-ep-se) [*oöphoron* + *epilepsy*]. Epilepsy due to ovarian disease.

oöphorohysterectomy (o-of"o-ro-his-ter-ek'to-me) [Gr. ᾠόν egg + φέρειν to bear + ὑστέρα womb + ἐκτομή excision]. Surgical removal of the uterus and ovaries.

oöphoroma (o"of-or-o'mah). A malignant tumor of the ovary.

oöphoromalacia (o-of"or-o-mal-a'se-ah) [Gr. ᾠόν egg + φέρειν to bear + μαλακία softness]. The morbid softening of an ovary.

oöphoromania (o-of"or-o-ma'ne-ah) [Gr. ᾠόν egg + φέρειν to bear + μανία madness]. Insanity due to ovarian disorder.

oöphoron (o-of'o-ron) [Gr. ᾠόν egg + φέρειν to bear]. An ovary.

oöphoropeliopexy (o-of"o-ro-pe'le-o-pek-se) [L. *oophoron* + Gr. πηλίος pelvis + πῆξις fixation]. Same as *adnexopexy*.

oöphoropexy (o-of'o-ro-pek-se). Same as *adnexopexy*.

oöphororrhaphy (o-of-or-or'af-e) [Gr. ᾠόν egg + φέρειν to bear + ῥαφή suture]. The stitching of an ovary to the pelvic wall.

oöphorosalpingectomy (o-of"or-o-sal-pin-jek'to-me) [Gr. ᾠόν egg + φέρειν to bear + σάλπιγξ tube + ἐκτομή excision]. Surgical removal of an ovary and oviduct.

oöphorostomy (o-o-fo-ros'to-me) [Gr. ᾠόν egg + φέρειν to bear + στόμα mouth]. The making of an opening into an ovarian cyst for drainage purposes.

oöphorotomy (o"o-fo-rot'o-me) [*oophoron* + Gr. τομή cutting]. The operation of splitting the ovary.

oöplasm (o'o-plazm). The cytoplasm of the egg.

oörhodein (o-o-ro'de-in) [Gr. ᾠόν egg + ῥόδον red]. A red coloring-matter from birds' eggs.

oösome (o'o-sōm) [Gr. ᾠόν egg + σόμα body]. A cytoplasmic body in the ovum which passes into the germ cells.

oösperm (o'os-perm) [Gr. ᾠόν egg + σπέρμα seed]. The recently fertilized ovum.

Oöspora (o-os'po-rah). A genus of fungi. **O. lac'tis,** a species found on the surface of milk, cheese, etc., and forming a white mold. **O. tozen'ri,** a species cultivated from black mycetoma. It produces a brown or dark color in cultures and may be responsible for the black color of the lesions in man.

oösporangium (o-o-spo-ran'je-um). The female element in the sexual formation of oospores.

oöspore (o'o-spōr) [Gr. ᾠόν egg + *spore*]. A spore formed by the conjugation of two sexually differentiated elements.

oösporosis (o"o-spo-ro'sis). Infection by an oöspore; *e. g.*, in chronic bronchitis.

oötheca (o-o-the'kah) [Gr. ᾠοθήκη ovary]. An ovary

oöthecalgia (o"o-the-kal'je-ah). Ovarialgia.

oötheco- [Gr. ᾠοθήκη ovary]. For words beginning thus see those beginning *otario-*.

oöthecocele (o"o-the'ko-sēl). Ovariocele.

oöthectomy (o-o-thek'to-me). Surgical excision of an ovary.

oötid (o'o tid). One of four cells derived from the two consecutive divisions of the primary oöcyte, and corresponding to the spermatids derived from division of the primary spermatocyte.

oötype (o'o-tīp) [Gr. ᾠόν egg + τύπος impression]. In some trematodes, a dilated portion of the uterus into which the oviduct opens and where the ovum is fertilized, invested with the yolk and provided with a shell.

oöxanthin (o-o-zan'thin) [Gr. ᾠόν egg + ξανθός yellow]. A yellow pigment found in egg shells.

opacification (o"pas-if-ik-a'shun). A growing opaque, as of the cornea or lens.

opacity (o-pas'it-e) [L. *opac'itas*]. 1. The condition of being opaque. 2. An opaque spot or area.

opalescin (o-pal-es'in). An albuminoid derivable from milk: its solutions are opalescent.

opalgia (o-pal'je-ah) [Gr. ὤψ face + ἄλγος pain]. Facial neuralgia.

opaline (o'pal-ēn) [L. *o'palus* opal]. Having the appearance of an opal.

opalisin (o-pal'is-in). An opalescent protein, obtainable from human milk.

opaque, opake (o-pāk') [L. *opa'cus*]. Impervious to light-rays; neither transparent nor translucent.

opeidoscope (o-pi'do-skōp) [Gr. ὄψ voice + εἶδος form + σκοπεῖν to view]. An apparatus for studying the vibrations of the voice by means of light reflected from a mirror.

open (o'pen). 1. Exposed to the air; attended with exposure to the air; not covered by unbroken skin. 2. So interrupted (as a circuit) that an electric current cannot pass.

open-bite malocclusion. See under *malocclusion*.

opening (o'pen-ing). An aperture. **saphenous o.**, an oval opening in the fascia of the upper thigh, below Poupart's ligament, transmitting the internal saphenous vein. Called also *fossa ovalis*.

operable (op'er-ab-l). That can be operated upon with reasonable hope of improvement.

operaphone (op'er-af-ōn). A proprietary aid for impaired hearing.

operation (op-er-a'shun) [L. *opera'tio*]. 1. Any act performed with instruments or by the hands of a surgeon. 2. The specific effect of any drug. **Abbe's o.** 1. A lateral intestinal anastomosis made with rings of catgut. 2. Division of an esophageal stricture by string friction. 3. Intracranial resection of the second and third divisions of the fifth nerve for tic douloureux. **Abernethy's o.**, an operation for ligation of the external iliac artery, with a curved incision running from a point one inch within and above the anterior superior spine to a point one and a half inches above and outside of the center of Poupart's ligament. **Adams's o.** 1. Subcutaneous intracapsular division of the neck of the femur for ankylosis of the hip. 2. Subcutaneous division of the palmar fascia at various points for Dupuytren's contraction. 3. Excision of a wedge-shaped piece from the eyelid for relief of ectropion. 4. Operation of crushing the projecting portion of a deflected nasal septum with a forceps and inserting a splint. 5. Advancement of the round ligaments. **Aitken's o.**, double pelviotomy for narrow pelvis. **Albee's o.** 1. Operation for ankylosis of the hip, consisting of cutting off the upper surface of the head of the femur and freshening a corresponding point on the acetabulum, and permitting the two freshened surfaces to rest in contact. 2. Transplantation of a portion of the tibia into the split spinous processes of the vertebræ for tuberculous spondylitis. **Albee-Delbet o.**, an operation for fracture of the neck of the femur, done by drilling a hole through the trochanter and the neck and head of the femur and inserting a bone peg in this hole. **Albert's o.**, excision of the knee to secure ankylosis for the cure of flail-joint. **Alexander's o.** 1. The shortening of the round ligaments of the uterus for displacement of that organ. 2. Ligation of the vertebral arteries for the cure or relief of epilepsy. 3. Prostatectomy by median suprapubic and median perineal incisions. **Alexander-Adams o.** Same as *Alexander's o.* (1). **Allarton's o.**, median lithotomy. **Allingham's (H.) o.**, inguinal colotomy by an incision parallel with and one-half inch above Poupart's ligament. **Allingham's (W.) o.**, excision of the rectum by an incision into the ischiorectal fossæ, about the rectum, and extending backward to the coccyx. **Alouette's o.** See *amputation*. **Alquié's o., Alquié-Alexander o.**, extraperitoneal shortening of the round ligaments. **Ammon's o.** 1. Blepharoplasty by a flap from the cheek. 2. Dacryocystotomy. **Amussat's o.**, lumbar colotomy by an incision across the outer border of the quadratus lumborum. **Andrews's o.** 1. An operation for inguinal hernia by the use of an imbricating or an overlapping suture. 2. An operation for hydrocele, including complete eversion of the lining without the use of stitches. **Anel's o.** 1. Ligation of an artery close to an aneurysm and on the cardiac side. 2. Dilatation of the lacrimal duct with a probe, followed by an astringent injection. **Annandale's o.** 1. The removal of the condyles of the femur for genu valgum. 2. The fixation of displaced cartilages of the knee-joint by stitches. **Antyllus's o.**, the ligation of an artery on both sides of an aneurysm, followed by evacuation of the contents through an incision. **Appolito's o.**, enterorrhaphy by a right-angled continuous suture. **Arlt's o.**, any one of several operations on the eye and the eyelid. **Arlt-Jaesche o.**, the transplantation of the ciliary bulbs from the edge of the lid for the cure of distichiasis. **Armsby's o.**, an operation for inguinal hernia, consisting of invagination of the sac and the introduction of a single thread as a seton through the sac and the inguinal canal. **Asch's o.**, an operation for the correction of deflection of the nasal septum, consisting of making a crucial incision over the deflection, taking up the segments, reducing the deflection, and inserting a tube to keep the segments in place. **Baccelli's o.**, introduction of a wire thread into the sac of an aneurysm. **Badal's o.**, laceration of the infratrochlear nerve for the pain of glaucoma. **Baker's o.**, removal of a transverse wedge from the posterior wall of the cervix uteri, done for the cure of anteflexion. **Baldwin's o.**, formation of an artificial vagina by transplantation of a piece of the ileum between the bladder and the rectum **Ball's o.** 1. Cure of inguinal hernia by an obliteration of the sac, which is partially dissected out and then twisted around its own axis; the fundus is then cut off and the stump made fast in the ring. 2. A special method of iliac colotomy by incision in the left linea semilunaris, the gut being secured by clamps above and below the site for the artificial anus until after suturing and opening the bowel. 3. Cutting of the sensory nerve-trunks of the anus for the relief of pruritus ani. **Bardenheuer's o.**, ligation of the innominate artery by partial bony resection through transverse and vertical incisions. **Barker's o.** 1. An excision of the hip-joint by an anterior cut. 2. A special method of excising the astragalus by an incision extending from just above the external malleolus forward and inward to the dorsum of the foot. **Barraquer's o.** See *phaco-eresis* **Barton's o.**, an operation for ankylosis consisting of sawing through the bone and removing a V-shaped piece. **Barwell's o.**, a method of osteotomy for genu valgum by division of the upper end of the tibia below and the lower end of the tibia above their respective epiphyses. **Bassini's o.**, a method for the radical cure of inguinal hernia. After twisting and removal of the sac, a layer is formed by stitching the edge of the rectus muscle to that of the internal oblique, and by fastening these to the transversalis muscle and its fascia and to Poupart's ligament. Over this pad the spermatic cord is placed, and then covered by the external oblique, which is stitched to Poupart's ligament. **Bates's o.**, the division of a urethral stricture from within outward by means of a special form of urethrotome. **Battey's o.**, normal ovariotomy, or the induction of the menopause by oöphorectomy. **Battle's o.**, an appendix operation in which temporary displacement of the rectus is done. **Baudelocque's o.**, removal of the ovum in extra-uterine pregnancy by an incision through the posterior culdesac of the vagina. **Baum's o.**, the stretching of the facial nerve by an incision below the

ear. **Baynton's o.**, application of adhesive straps and a bandage to indolent leg ulcers. **Beatson's o.**, ovariotomy in cases of inoperable cancer of the breast, on the theory that lack of the internal secretion of the ovary will produce atrophy of the tumor **Beer's o.**, a flap-method for cataract. **Belfield's o.**, vasotomy. **Belmas's o.**, introduction of gold-beaters' skin into the neck of an inguinal hernia. **Bennett's o.**, operation for varicocele by partial excision of the pampiniform plexus, followed by suture of the divided ends of the plexus. **Bent's o.**, a form of shoulder excision with flap taken from the deltoid region. **Bergenhem's o.**, an operation for implanting the ureter into the rectum. **Berger's o.**, interscapulothoracic amputation. **Best's o.**, subcutaneous suture of the abdominal ring for hernia. **Bevan's o.**, an operation for undescended testicle, by which the testicle is brought down permanently into the scrotum. **Beyea's o.**, gastroplication. **Bier's o.** See *Bier's amputation*, under *amputation*. **Bigelow's o.**, litholapaxy or rapid lithotrity. **Billroth's o.** 1. Pylorectomy performed through a transverse incision 2. Pylorogastrectomy with anterior gastroenterostomy. 3. Excision of the tongue by making a transverse incision below the symphysis of the jaw and joining it by two incisions, one on each side, parallel to the body of the mandible, with preliminary ligation of the lingual arteries. **Bircher's o.**, suturing together a portion of the anterior and posterior walls of a dilated stomach in order to reduce its size. **Bischoff's o.**, complete excision of the pregnant uterus through the abdomen. **Bissell's o.**, excision of a section of the round and broad ligaments for uterine retroversion. **Boari's o.**, transplantation of the vasa deferentia so that they will empty into the urethra. **Bobbs's o.**, cholecystotomy for the removal of gall-stones. **Bobroff's o.** 1. An osteoplastic operation for spina bifida. 2. Excision of the lining membrane of a cyst of the liver, followed by closure of abdomen without drainage **Bogue's o.**, multiple ligation of the veins with catgut in varicocele. **Böhm's o.**, tenotomy of an ocular muscle for strabismus. **Bonzel's o.**, iridodialysis performed with a hook inserted through a corneal incision. **Borthen's o.**, iridotasis. **Bose's o.**, a method of performing tracheotomy. **Bottini's o.**, the operation of making a channel through the prostate with the galvanocautery for the cure of prostatic enlargement. **Bouilly's o.**, excision of a part of the mucous membrane of the neck of the uterus, preserving the mucous membrane of the sides: done for atresia of the cervix. **Boxeman's o.**, hysterocystocleisis. **Brailey's o.**, stretching of the supratrochlear nerve to relieve pain in glaucoma. **Braquehaye's o.**, operation for vesicovaginal fistula by freshening and invaginating the mucous membrane of the vagina. **Brasdor's o.**, distal ligation for aneurysm. **Brewer's o.**, closure of wounds of arteries by application of a special rubber plaster. **Bryant's o.**, lumbar colotomy by an oblique incision between the lowest rib and the crest of the ilium. **Buck's o.**, cuneiform excision of the patella and the ends of the tibia and fibula. **Burckhardt's o.**, incision into a retropharyngeal abscess from the outside of the neck. **(von) Burow's o.**, a plastic operation for removal of tumors without scars. **Buzzi's o.**, the creation of an artificial pupil by a needle passed through the cornea. **Caldwell-Luc o.**, the operation of opening into the antrum of Highmore by way of an incision into the supradental fossa opposite the second molar tooth. **Callisen's o.**, lumbar colotomy by a vertical incision. **Calot's o.**, forcible reduction of gibbus by stretching under narcosis. **capital o.**, one that involves a risk of life. **Carnochan's o.** 1. The ligation of a large artery for elephantiasis. 2. Removal of Meckel's ganglion and a considerable part of the fifth nerve for neuralgia; incision is made below the orbit, and the ganglion is reached by trephination through the maxillary antrum. **Carpue's o.**, the Indian method of rhinoplasty. **Carter's o.** 1. Formation of an artificial pupil by making a small opening in the cornea and doing an iridotomy. 2. Construction of an artificial bridge of the nose by transplanting a piece of bone from the rib. **Cassel's o.**, excision of exostoses of the ear through the external auditory meatus by means of a gouge. **celsian o.** 1. Perineal lithotomy. 2. Embryotomy by decapitation. 3. Excision of epithelioma of the lip by a V-shaped incision. 4. Circular amputation. **Chaput's o.**, an operation for artificial anus and for intestinal anastomosis. **Cheever's o.**, complete tonsillectomy through the neck. **Cheyne's o.**, a radical cure of femoral hernia by covering the orifice with a flap of the pectineus muscle. **Chiazzi's o.**, epiplopexy. **Chiene's o.** 1. The removal of a wedge from the inner condyle of the femur for the cure of knock-knee. 2. Exposure of the retropharyngeal space by lateral cervical incision along the posterior border of the sternomastoid. **Chopart's o.** 1. See under *amputation*. 2. A plastic operation on the lip. **Civiale's o.** 1. Mediobilateral lithotomy. 2. Lithotrity. **Clark's o.**, a plastic operation for urethral fistula. **Coakley's o.**, an operation for disease of the frontal sinus by incising through the cheek, removing the anterior wall, and cureting away the mucous membrane. **Cock's o.**, urethrotomy by a cut along the median line of the perineum. **Codivilla's o.**, an operation for pseudarthrosis by surrounding the pseudarthrosis with thin osteoperiosteal plates taken from the internal face of the tibia. **o. of complaisance**, an operation which need not be done immediately. **Cooper's o.**, a method of tying the external iliac artery in a cut parallel with Poupart's ligament and 1 inch above it. **Corradi's o.** Same as *Moore-Corradi o.* **cosmetic o.**, one intended to effect the removal of a deformity. **Cotting's o.**, operation for ingrowing toe-nail, consisting in cutting off the side of the toe down to and including the ingrowing edge of the nail. **Credé's o.**, resection of the pubes, followed by hysterectomy. **Crile and Matas's o.**, production of regional anesthesia by intraneural infiltration. **Cripps' o.**, a method of colotomy in the iliac region **Critchett's o.**, excision of the anterior part of the eyeball. **Cushing's o.** 1. Exposure of the gasserian ganglion and three divisions of the fifth nerve by the direct infra-arterial route. 2. A method of performing ureterorrhaphy without support. **Czerny's o.**, a method for the radical cure of inguinal hernia. The sac is cut away after tying its neck with catgut; the stump is thrust into the abdominal cavity, and the wound closed with catgut sutures. **Dallas's o.**, an operation for the obliteration of the canal of an inguinal or femoral hernia by the mechanic incitement of an inflammation **Dana's o.**, resection of the posterior roots of the spinal nerves to relieve pain, athetosis, spastic paralysis, etc. **Davat's o.**, cure of varicocele by compressing the veins by acufilopressure. **Daviel's o.**, extraction of cataract through a corneal incision without cutting the iris. **Davies-Colley o.**, the removal of a wedge of bone from the outer side of the tarsus for the correction of talipes. **de Grandmont's o.**, an operation for ptosis of the lid. **Delorme's o.** Same as *Fowler's o.* **Delpech's o.**, ligation of the axillary artery between the pectoralis major and deltoid muscles. **Del Toro's o.**, the destruction of the apex of a conic cornea by a white-hot knife. **Denans's o.**, the joining of a divided intestine over metallic cylinders. **Denonvillier's o.**, plastic correction of a defective ala nasi by transferring a triangular flap from the side of the nose. **Dieffenbach's o.** 1. Amputation at the hip by a circular incision, with application of an elastic ligature, followed by removal of the ligature, securing of the

vessels, and the making of an incision on the outer aspect from a point two inches above the great trochanter to the circular incision. 2. Plastic closure of triangular defects by displacing a quadrangular flap toward one side of the triangle. **Dittel's o.**, the enucleation of the lateral lobes of an enlarged prostate through an external incision. **Doléris's o.**, for retrodeviation of the uterus by shortening the round ligaments and fixing them on either side by an opening in the rectus muscle just above the spine of the ilium. **Dowell's o.**, the radical cure of hernia by thrusting the fundus of the sac into its neck and suturing it there. **Doyen's o.**, eversion of the sac for the relief of hydrocele. **Dudley's o.** 1. A method of suturing a retroverted uterus to the round ligaments through an abdominal opening. 2. Posterior sagittal incision of the cervix for the relief of dysmenorrhea and sterility. **Dührssen's o.**, vaginofixation of the uterus. **Duplay's o.**, a designation for several plastic operations upon the congenitally deformed penis (epispadias and hypospadias). **Dupuytren's o.** See under *amputation*. **Edebohls's o.**, decapsulation of the kidney for Bright's disease. **Elliot's o.**, a method of trephining the sclerocornea for the relief of increased tension in glaucoma. **Ely's o.**, skin-grafting performed on the granulating surfaces in chronic suppurative otitis media. **Emmet's o.** 1. A method of repairing a lacerated perineum. 2. Trachelorrhaphy, or suturation of the edges of a lacerated cervix uteri. 3. Artificially formed vesicovaginal fistula to secure drainage of the bladder in cystitis. **equilibrating o.**, tenotomy of the direct antagonist of a paralyzed eye muscle **Estlander's o.**, the resection of one or more ribs in empyema so as to allow the chest-wall to collapse and close the abnormal cavity. **Everbusch's o.**, an operation for ptosis. **Farabeuf's o.**, ischiopubiotomy **Fehling's o.**, operation for prolapse of the uterus by uniting with silver wire the edges of two denuded ovals on each side of the median line of the anterior vaginal wall **Fergusson's o.**, an operation for excising the maxilla **Finney's o.**, a method of performing gastroduodenostomy. **Flajani's o.**, iridodialysis performed with a needle thrust through the cornea. **flap o.**, amputation with the formation of flaps which are rounded over the end of the stump. **Foerster's o.** 1. The operation of cutting intradurally the seventh, eighth, and ninth dorsal nerve-roots on both sides in locomotor ataxia. 2. An operation to produce rapid artificial ripening of cataract (1884). **Fowler's o.**, decortication of the lung in empyema in order to allow the lung tissue to expand and fill the pleural space; pleurectomy. **Franco's o.**, suprapubic cystotomy. **Frank's o.**, a method of performing gastrostomy by forming a valve out of a cone of the stomach and suturing it to the incision in the chest-wall and inserting a tube. **Franke's o.**, removal of the intercostal nerves for the visceral crises of tabes **Fredet-Rammstedt o.**, the operation for congenital stenosis of the pylorus by incising the thickened serosa and muscularis down to the mucosa **Freund's o.** 1. See *laparohysterectomy*. 2. Chondrotomy for congenital funnel breast. **Freyer's o.**, a method of performing suprapubic enucleation of the hypertrophied prostate. **Friedrich's o.**, pleuropneumonolysis. **Frommel's o.**, shortening of the uterosacral ligaments for retrodeviation. **Frost-Lang o.**, insertion of a gold ball to take the place of an enucleated eyeball. **Fukala's o.**, removal of the lens of the eye for marked myopia. **Galbaiti's o.**, ischiopubiotomy performed on both sides with a chain-saw, the fetus being delivered with the forceps employed in contracted pelvis. **Gant's o.**, a division of the shaft of the femur below the lesser trochanter for ankylosis of the hip-joint. **Gersuny's o.**, an operation for incontinence of feces, done by loosening the rectum from its adhesions, twisting three-fourths of a turn on its long axis, and then suturing it in place. The name is also applied to a similar operation on the female urethra for incontinence of urine. **Gifford's o.**, destruction of the lacrimal sac by instilling trichloracetic acid into it. **Gigli's o.**, lateral section of the os pubis for difficult labor. **Gillespie's o.**, excision of the wrist by a lengthwise dorsal incision between the extensor communis and extensor medii digiti. **Gilliam's o.**, an operation for retroversion of the uterus by drawing a loop of each round ligament through the abdominal wall and fixing the loops to the abdominal fascia. **Gillies's o.**, operation for ectropion by forming the skin of the eyelids by an epithelial flap. **Goffe's o.**, an operation for vaginal cystocele. **Gottschalk's o.**, shortening of the uterosacral ligaments by the vaginal route. **Grant's o.**, excision of tumors of the lip by removing a square block of tissue containing the tumor, and then making oblique incisions extending down and out from each angle of the wound. The triangular flaps thus formed are drawn toward the center and sutured. **Gritti's o.** See under *amputation*. **Grossmann's o.**, treatment of retinal detachment by aspiration of the subretinal fluid and the slow injection of warm salt solution into the vitreous. **Gussenbauer's o.**, the cutting of an esophageal stricture through an opening above the stricture. **Guyon's o.**, amputation of the foot by an elliptic incision just above the malleoli. **Hagner's o.**, drainage of gonorrheal epididymitis through an incision into the epididymis. **Hahn's o.** Same as *Loreta's o* (1). **Halpin's o.**, extirpation of the lacrimal gland by a curved incision through the middle of the eyebrow. **Halsted's o.**, a modification of *Bassini's o*. **Hancock's o.** See under *amputation*. **Handyside's o.**, ovariotomy in which the ligatures of the pedicle are carried into the vagina through Douglas' pouch. **Hartley-Krause o.**, excision of the gasserian ganglion and its roots to relieve facial neuralgia. **Haynes's o.**, the operation of draining the cysterna magna for acute suppurative meningitis. **Heath's o.**, division of the ascending rami of the lower jaw with a saw for ankylosis performed within the mouth. **Heaton's o.**, an operation for inguinal hernia. **Hegar's o.**, perineorrhaphy by denuding a triangular area on the center of the posterior wall of the vagina and suturing from above downward. **Heine's o.**, cyclodialysis in glaucoma. **Heineke's o.**, operation for cancer of the rectum by a T-shaped incision. **Heineke-Mikulicz o.**, pyloroplasty; enlargement of the pyloric opening by an incision through its walls in a direction parallel to the long axis of the stomach, and closure of this by suture at right angles to the original incision. **Heisrath's o.**, excision of the tarsal folds for trachoma. **Herbert's o.**, displacement of a wedge-shaped flap of sclera in order to form a filtering cicatrix in glaucoma. **Hey's o.** See under *amputation*. **Hibbs's o.**, an operation for Pott's disease by fracturing the spinous processes of the vertebræ and pressing the tip of each downward to rest in the denuded area caused by the fracture of its fellow below. **Hochenegg's o.**, an operation for rectal cancer. **Hoffa-Lorenz o.** Same as *Lorenz's o*. **Holmes's o.**, a method of excising the os calcis by an incision along its upper border and at the outer border of the foot to the calcaneocuboid joint, and another across the sole, the peroneal tendons being divided. **Hotchkiss's o.**, operation for epithelioma of the cheek, with resection of part of the mandible and maxilla and plastic restoration of the defect from the tongue and side of the neck. **Huguier's o.**, right lateral or lumbar colotomy. **Hunter's o.**, ligation of an artery in the proximal side of an aneurysm and at a distance from it. **Indian o.**, the formation of an artificial nose by a flap from the forehead, with its pedicle at the root of the nose. **interval o.**, an operation performed during the interval between two attacks of a disease, such as appendicitis. **Italian o.**, the formation of an artificial nose by

a flap from the arm, to which it remains attached until union has taken place. Called also *tagliacolian o.* **Jaboulay's o.**, interpelviabdominal amputation. **Jansen's o.**, operation for disease of the frontal sinus by removing the lower wall and a part of the anterior wall and cureting away the mucous membrane. **Jarvis's o.**, removal of the hypertrophied portion of the lower turbinated bone with a special wire-snare écraseur (W. C. Jarvis, 1880). **Jobert's o.**, autoplastic closure of a vesicovaginal fistula. **Joly's o.**, a method of total hysterectomy for prolapse of the uterus. **Jonnesco's o.**, sympathectomy. **Kader's o.**, gastrostomy by which the feeding-tube is introduced through a valve-like flap which closes on withdrawal of the tube. **Keegan's o.**, a modification of the Indian operation for forming an artificial nose the flap is taken mainly from one side of the forehead. **Keen's o.**, omphalectomy. **Kehr's o.**, removal of the gall-bladder and cystic duct with drainage of the hepatic duct. **Kehrer's o.**, an operation for depressed nipple, consisting of excision of a piece of the surrounding skin so as to set up cicatricial contraction. **Key's o.**, the lateral operation for lithotomy done with a straight staff. **Kilian's o.**, excision of the anterior wall of the frontal sinus, removal of the diseased tissue, and formation of a permanent communication with the nose. **Kirmisson's o.**, transplantation of the tendo achillis to the peroneus longus muscle in club-foot. **Kirschner's o.**, treatment of hemorrhage from the spleen by suturing the rupture and covering it with omentum. **Knapp's o.**, for cataract, by a peripheral opening in the capsule behind the iris, without iridectomy. **Kocher's o.** 1. A method of excising the ankle-joint by a cut below the outer malleolus, division of the peroneal tendons, removal of the diseased tissues, and suturation of the divided tendons. 2. A method of removing the thyroid gland by one median incision and two lateral ones, the latter being carried upward almost to the angle of the jaw. 3. A method of reducing a subcoracoid dislocation of the humerus. 4. Excision of the tongue through an incision extending from the symphysis of the jaw to the hyoid bone and thence to the mastoid process. **Kock's o.**, shortening of the base of the broad ligament by the vaginal route for uterine retroversion or prolapse. **Koeberle's o.** See *Olshausen's o.* **Kolomnin's o.**, cauterization of the diseased tissues in hip-joint disease by ignipuncture. **Kondoleon o.**, treatment of elephantiasis by the removal of strips of subcutaneous tissue. **König's o.**, operation for congenital dislocation of hip by reducing the dislocation and forming an edge on the upper border of the acetabulum by an osteoperiosteal flap from the ilium. **Kortzeborn's o.**, an operation to relieve ape-hand due to median nerve paralysis. The extensor tendons of the thumb are lengthened and the thumb is tied to the ulnar side of the hand by means of a strip of fascia. **Kraske's o.**, removal of the coccyx and of a part of the sacrum for access to a carcinomatous rectum. **Krause's o.**, extradural excision of the gasserian ganglion for trigeminal neuralgia. **Krimer's o.**, uranoplasty in which mucoperiosteal flaps from each side of the palatal cleft are sutured together at the median line. **Krönlein's o.** 1. Exposure of the third branch of the trigeminal nerve for facial neuralgia. 2. Resection of the outer wall of the orbit for the removal of an orbital tumor without excising the eye. **Kuhnt's o.**, an operation for disease of the frontal sinus by removing the anterior wall of the sinus and cureting away the mucous membrane. **Küster's o.**, an operation for draining the pus in mastoiditis by exposing the attic, antrum, and tympanum. **Labbé's o.**, gastrotomy in which a parietal incision is made along the margin of the lowest left rib. **Lagrange's o.** See *sclerecto-iridectomy.* **Lancereaux's o.**, treatment of aneurysm of the aorta by subcutaneous injections of gelatin. **Landolt's o.**, the formation of a lower eyelid from materials taken from the upper lid. **Lane's o.**, the operation of dividing the ileum near the cecum, closing the portion attached to the cecum, and anastomosing the other end with the upper part of the rectum or lower part of the sigmoid, thus eliminating the colon from taking any part in the fecal current. **Lane-Lannelongue o.**, removal of portions of bone from the skull for cerebral decompression **Lange's o.**, artificial tendon transplantation with strands of silk. See *silk implantation*, under *implantation.* **Lannelongue's o.**, a designation of various methods of craniotomy in cases of microcephalus, etc. **Lanz's o.**, an operation for elephantiasis of the leg in which strips of fascia lata are inserted into an opening made in the femur. **Laroyenne's o.**, puncture of Douglas' pouch to secure drainage in pelvic suppuration. **Larrey's o.** See under *amputation.* **Laurens's o.**, a plastic operation for closure of a cicatricial opening following mastoid operation. **Le Fort's o.**, the operation of uniting the anterior and posterior vaginal walls along the middle line for the repair of prolapse of the uterus. **Lennander's o.**, removal of the inguinal glands, including those in the pelvis, as far as the bifurcation of the aorta **Leriche's o.** See *periarterial sympathectomy*, under *sympathectomy.* **Lexer's o.**, removal of the gasserian ganglion. **Lisfranc's o.** See under *amputation.* **Liston's o.**, an operation for excision of the upper jaw. **Littré's o.**, a method of inguinal colotomy. The sigmoid flexure is opened on the left side, in a cut parallel to Poupart's ligament and half an inch above it. **Lizar's o.**, excision of the upper jaw by a curved incision extending from the angle of the mouth to the malar bone. **Longuet's o.**, extraserous transplantation of the testicle for varicocele and hydrocele. **Lorenz's o.**, for congenital dislocation of the hip, consisting in reduction of the dislocation, and keeping the head of the femur fixed against the rudimentary acetabulum until a socket is formed. **Loreta's o.** 1. Gastrotomy with divulsion of either orifice of the stomach for stenosis. 2. The insertion of a wire into an aneurysm, followed by electrolysis. **Lossen's o.**, removal of the second division of the fifth nerve by a method in which the masseter is not divided. **Luc's o.** See *Caldwell-Luc o.* **Lund's o.**, removal of the astragalus for the correction of talipes **MacDowell's o.**, the removal of an ovarian cyst or of an ovary by abdominal section. **Macewen's o.** 1. The scarification of the interior of an aneurysmal sac with a needle. 2. Supracondyloid division of the femur from within for genu valgum. 3. An operation for the radical cure of hernia by closing the internal ring by a pad made of the hernial sac. **Mackenrodt's o.**, vaginal fixation of the round ligaments for retrodisplacement of the uterus. **Madelung's o.**, lumbar colotomy in which the distal end of the colon is detached, and then closed by invagination and by two rows of stitches. **magnet o.**, removal of a fragment of steel or iron from the eyeball by means of a powerful magnet **major o.**, a surgical procedure which involves a risk of life. **Makka's o.**, an operation for ectopia of the bladder in which the cecum is utilized as a bladder and the appendix as a ureter. **Marckwald's o.**, excision of two wedge-shaped pieces from opposite sides of the vaginal portion of the cervix uteri for stenosis of the external os uteri. **Marian's o.**, a perineal median operation for stone in the bladder. **Marwedel's o.**, a method of gastrotomy similar to *Witzel's o.* **mastoid o.** Same as *mastoidotomy.* **Matas's o.** See *endo-aneurysmorrhaphy.* **Maydl's o.** 1. Colostomy in which the colon is exposed and drawn out of the wound, being kept in place until adhesions have been formed by means of a glass rod placed beneath it. 2. Insertion of the ureters into the rectum for exstrophy of the bladder. **Mayo's**

o. 1. Excision of more or less of the pyloric end of the stomach, followed by closure of the proximal end of the duodenum and the making of an independent posterior gastrojejunostomy. 2. For radical cure of umbilical hernia by excision of the hernial mass and overlapping the abdominal aponeuroses transversely and suturing them. 3. Subcutaneous treatment of varicose veins with a blunt curet. **McArthur's o.**, catheterization of the common bile-duct for making effusions into the duodenum. **McBurney's o.**, an operation for the radical cure of inguinal hernia: the sac is exposed, ligated, and cut off at the internal ring; the skin is turned in and stitched to the underlying tendinous and ligamentous structures. **McGill's o.**, suprapubic prostatectomy. **Meller's o.**, an operation for excision of the tear-sac. **Mercier's o.**, prostatectomy. **Mikulicz's o.** 1. Removal of the sternocleidomastoid muscle for torticollis. 2. See *Heineke-Mikulicz o.* 3. Tarsectomy in which the heel, os calcis, and astragalus are removed, the articular surfaces of the tibia, fibula, cuboid, and scaphoid are sawn away, and the foot brought into line with the leg. Same as *Wladimiroff's o.* **Mingazzini-Foerster o.** Same as *Foerster's o.* **minor o.**, a surgical operation which is not serious in its extent or severity. **Moore's o.**, introduction of a coil of small wire into the sac of an aortic aneurysm to effect coagulation. **Moore-Corradi o.**, Moore operation in which a strong galvanic current is passed through the wire. **Morestin's o.**, disarticulation of the knee with intracondyloid division of the femur. **Morischi's o.**, circumcision of the leg for varicose veins. **Moschcowitz's o.**, a femoral hernia operation by the inguinal route. **Motais's o.**, an operation for ptosis, consisting of transplanting the middle portion of the tendon of the superior rectus muscle of the eyeball into the upper lid. **Mules's o.**, evisceration of the eyeball, with insertion of an artificial vitreous. **Müller's o.** 1. A method of vaginal hysterectomy: the uterus is split into lateral halves, which are brought down in succession and removed. 2. Cesarean section in which the uterus is lifted out of the abdomen and then opened. 3. Resection of the sclera for detachment of the retina. **Nebinger-Praun o.**, an operation for disease of the frontal sinus. **Nélaton's o.**, excision of the shoulder-joint by a transverse incision. **Neuber's o.**, the operation of filling a cavity in bone with skin-flaps taken from the sides of the wound. **Oberst's o.**, an operation for ascites in which a flap of skin from the abdomen is buried so that the end projects into the abdomen, thus providing drainage. **Ogston's o.** 1. Removal of the inner condyle of the femur for knock-knee. 2. Excision of the wedge of the tarsus for the purpose of restoring the arch in flat-foot. **Olshausen's o.**, the operation of fixing or suturing the uterus to the abdominal wall for the cure of retroversion. Called also *Koeberle's o.* **open o.**, an operation in which the parts operated on are exposed to the air. **Ord's o.**, an operation for breaking up fresh adhesions in joints. **Paci's o.**, a modification of Lorenz's bloodless operation for congenital dislocation of the hip. **palliative o.**, one which aims simply to relieve untoward symptoms. **Panas's o.** 1. Linear proctotomy. 2. The attachment of the upper eyelid to the occipitofrontalis muscle for ptosis. **Péan's o.** 1. Vaginal hysterectomy bit by bit. 2. Laparotomy for uterine fibroids. 3. Hip-joint amputation in which the vessels are ligated as the operation goes on. **Perier's o.**, eversion of the uterus and amputation by an elastic ligature. **Petersen's o.**, a modification of high lithotomy. **Phelps's o.**, for talipes: an open and direct incision through the sole and inner side of the foot. **Physick's o.**, the removal of a circular piece of the iris by means of a cutting forceps. **Pirogoff's o.** 1. See under *amputation*. 2. An operation for hernia by inserting a bag of gold-beaters' skin into the sac and allowing it to remain. **Pitts's o.**, the stretching of the inferior dental nerve in an incision within the mouth, along the inner border of the ascending ramus of the lower jaw. **plastic o.**, one in which the shape of a part or the character of its covering is altered by transplantation of tissue, etc. **Politzer's o.** 1. The creation of an artificial opening in the membrana tympani by incision and galvanocautery. 2. Division of the anterior ligament of the malleus. **Pollock's o.**, amputation at the knee-joint by a long anterior and short posterior flap, the patella being left. **Polya's o.**, gastrojejunostomy following pylorectomy. **Ponset's o.** 1. Lengthening of Achilles' tendon for talipes equinus. 2. Perineotomy. 3. Perineal urethrostomy. **Porro's o.**, cesarean section followed by removal of the uterus, ovaries, and oviducts. **Porro-Müller o.**, cesarean section in which the uterus is lifted from the abdominal cavity before the fetus is extracted. **Porro-Veit o.**, cesarean section by Porro's method, in which the stump is ligated and returned to its place. **Power's o.**, removal of a corneal leukoma, followed by the insertion of a rabbit's cornea. **Pozzi's o.**, the operation of creating and suturing an artificial bilateral laceration of the cervix uteri for the relief of anteflexion. **Prévot's o.**, the removal by an abdominal incision of a uterus ruptured in labor. **Quaglino's o.**, sclerotomy done with a small knife and a spatula. **Quénu's o.** Same as *quenuthoracoplasty*. **Quénu-Mayo o.**, excision of the rectum, together with the neighboring lymph-glands, for cancer. **radical o.**, one which is intended to extirpate the disease completely. **Rammstedt's o.**, operation for congenital stenosis of the pylorus by a transverse incision through the thickened serosa and muscularis down to, but not through, the mucosa. **Ramsden's o.**, the tying of the subclavian arteries at a point one-half inch above the clavicle in a transverse cut three inches long in the posterior triangle of the neck. **Ransohoff's o.**, the making of several cross incisions of the pleura for empyema. **Recamier's o.**, curetment of the uterus. **Reclus's o.**, making of an artificial anus in the iliac region in cancer of the rectum. **Reed's o.**, an operation for tubo-ovarian varicocele, consisting in ligating the veins in sections. **Regnoli's o.**, excision of the tongue through a median opening below the lower jaw, reaching from the chin to the hyoid bone. **Reverdin's o.**, a process of skin-grafting. **Ridell's o.**, excision of the anterior and inferior walls of the frontal sinus for chronic inflammation. **Rigaud's o.**, a plastic operation for urethral fistula: a square flap is taken from below the fistula, turned over it, and reinforced by flaps from each side. **Roberts's o.**, a method of correcting a deflected nasal septum. The deflection is corrected by manipulation in a linear incision, after which a steel pin is introduced to hold the septum in place. **Robinson's o.**, section of the veins between two ligatures for varicose veins. **Rodman's o.**, a method of excising the breast with wide dissection of the lymphatics for cancer. **Rose's o.**, removal of the gasserian ganglion; gasserectomy. **Rouge's o.**, a method of opening the nasal sinuses by freeing the upper lip and the nasal cartilages from the maxilla. **Routier's o.**, a method of operating for Dupuytren's contraction. **Routte's o.**, venoperitoneostomy; the operation of suturing the saphenous vein so that it will open into the peritoneal cavity, so as to drain that cavity in cases of ascites with cirrhosis of the liver. **Roux's o.**, cutting of the maxilla in the middle line in the operation for removal of the tongue. **Rovsing's o.**, an operation for gastrocoloptosis. **Ruggi's o.**, gastrojejunostomy, with a double opening between the jejunum and stomach. **Rydygier's o.**, a method for excision of the rectum in which the bowel is reached by dividing the sacrum and turning it back; the portion turned back is replaced after the operation. **Saemisch's**

o., transfixion of the cornea and of the base of the ulcer for the cure of hypopyon. **Sänger's o.**, cesarean section in which the uterus is taken out through a long abdominal cut before the fetus is removed. **Sayre's o.**, the application of a plaster-of-Paris jacket in the treatment of spondylitis and Pott's disease. **Scanzoni's o.**, pulling the occiput to an anterior position with the forceps to hasten delivery. **Scarpa's o.**, the tying of the femoral artery in Scarpa's triangle. **Schauta's o.**, extended vaginal hysterectomy for cancer of the cervix uteri. **Schauta-Wertheim o.** See *Wertheim-Schauta o.* **Schede's o.** 1. Resection of the thorax for chronic emphysema. 2. An operation for varicose veins of the leg: done by a circular incision, rolling one cuff up and another down, so as to reach and remove the varices. 3. Excision of the necrosed part of a bone, allowing the cavity to fill with blood, which clots and eventually becomes organized. **Schiassi's o.** 1. Formation of a collateral circulation for the portal blood by making an omental anastomosis. 2. Treatment of varicose veins of the leg by injecting into the vein an aqueous solution of iodin made of 1 gm. of iodin, 1.1 gm. potassium iodid, and 100 gm. distilled water, the object being to produce adhesion of the internal surfaces of the veins. **Schlatter's o.**, total excision of the stomach for cancer. **Schmalz's o.**, the introduction of a thread into the lacrimal duct for the cure of stricture. **Schönbein's o.**, staphyloplasty in which a flap of mucous membrane from the posterior wall of the pharynx is stitched to the velum palati, shutting off the nose from the mouth. **Schröder's o.**, a method of colporrhaphy; also one for trachelorrhaphy; also one for the removal of the uterus by celiotomy; also excision of the mucous membrane of the cervix uteri for chronic endometritis. **Schücking o.**, a special method of vaginal hysteropexy for prolapsed uterus. **Schuschardt's o.**, paravaginal hysterectomy. **Schwartze's o.**, the opening of the mastoid cells with a hammer and chisel in disease of the middle ear. **Sédillot's o.** 1. A method of staphylorrhaphy. 2. A flap-operation for restoring the upper lip. 3. A method of ligating the innominate artery. **Senn's o.**, intestinal anastomosis by lateral approximation and the use of bone-plates. **Siebold's o.**, hebotomy. **Sigault's o.**, delivery of the fetus by symphysiotomy in cases of contracted pelvic outlet. **Simon's o.** 1. [John *Simon.*] Repair of lacerated perineum by suturing the vaginal mucous membrane first and the cutaneous surface afterward. 2. [Gustav *Simon.*] Colpocleisis. Called also *Marckwald's operation.* **Sluder's o.**, removal of the tonsil along with its capsule. **Smith's o.** 1. The crushing of hemorrhoids by means of clamps, and subsequent application of the Paquelin cautery. 2. Extraction of an immature cataract with an intact capsule. **Socin's o.**, enucleation of a goitrous or thyroidal tumor from the healthy part of the gland to avoid cachexia strumipriva. **Sonneberg's o.**, excision of the inferior maxillary nerve by deep dissection beneath the angle of the jaw. **Sotteau's o.**, the closure of the inguinal canal for hernia by a double fold of the scrotum. **Spinelli's o.**, the operation of splitting the anterior wall of the prolapsed uterus, reversing the organ, and restoring it to the correct position. **Ssabanajew-Frank o.** See *Frank's o.* **Stacke's o.**, the removal of the mastoid and the contents of the tympanum, so that the antrum, attic, tympanum, and meatus form a single cavity. **Steinach o.**, ligation of the vas deferens with resection of a portion of the vas; done with a view to rejuvenating the patient by causing atrophy of the spermatogenic apparatus and proliferation of the interstitial tissue of the testicle, and thus increasing the patient's output of gonadal hormone. **Stoffel's o.**, resection of a part of the bundles of a nerve trunk supplying a group of muscles affected by spastic paralysis. **Stokes's o.**, amputation through the articular end of the femur. **Stoltz's o.**, operation for cystocele, done by denuding a patch on the anterior vaginal wall and running a purse-string suture around the edge. **Stromeyer-Little o.**, operation for abscess of the liver; the pus is located by a cannula and the abscess opened by a knife following the cannula as a guide. **subcutaneous o.**, an operation on a part without opening the skin over it. **Surmay's o.**, jejunostomy. **Syme's o.** 1. See under *amputation.* 2. A method of external urethrotomy. **tagliacotian o.** See *Italian o.* **Tait's o.**, operation for lacerated perineum. the laceration is closed by two flaps taken from either side. **Talma's o.**, the operation of forming artificial adhesions between the liver and spleen and the omentum and abdominal wall in cases of ascites due to cirrhosis of the liver. **Talma-Morison o.**, omentopexy. **Tansini's o.** 1. Amputation of the breast with all the skin over it, the denuded area being covered by a flap from the back. 2. A method of removing a cyst of the liver. **Teale's o.** See under *amputation.* **Terrillon's o.**, excision of hydatids by constriction with elastic ligatures. **Textor's o.**, excision of the knee-joint by a transverse curved anterior cut. **Thiersch's o.**, a method of preparing skin-grafts by means of a razor. **Thomas's o.**, laparo-elytrotomy: the removal of the fetus by an opening in the abdominal wall and in the vagina without wounding the uterus. **Toti's o.**, the operation of causing the tear-sac to open into the nasal cavity dacryocystorhinostomy. **Trendelenburg's o.** 1. Excision of varicose veins. 2. Ligation of the great saphenous vein for varicose veins. 3. Synchondroseotomy. **Treves's o.**, operation for Pott's disease by opening the abscess through the loin, irrigating and cureting the sac, and scraping away dead bone. **Tuffier's o.**, vaginal hysterectomy in which the broad ligaments are treated by angiotripsy without ligation. **van Buren's o.**, the treatment of prolapsus ani with the Paquelin cautery. **van Hook's o.**, uretero-ureterostomy. **Veit's o.** See *Porro-Veit o.* **Verhoeff's o.**, posterior sclerotomy followed by electrolytic punctures, for detachment of the retina. **Vermale's o.**, amputation by double-flap transfixion. **Verneuil's o.**, iliac colotomy by a nearly vertical cut· the exposed gut is pinned to the edges of the wound and stitched there, after which the protruding knuckle of the bowel is cut off. **Vicq d'Azyr's o.**, cricothyroid laryngotomy. **Vidal's o.**, subcutaneous ligation of the veins for varicocele. **Volkmann's o.**, incision of the tunica vaginalis for hydrocele. **von Bergmann's o.**, incision of the tunica vaginalis, with removal of its parietal layer, performed for hydrocele. **von Graefe's o.**, removal of the cataractous lens by a scleral cut, with laceration of the capsule and iridectomy. **von Hacker's o.**, an operation for balanitic hypospadias **Wagner's o.**, osteoplastic resection of the skull. **Wardrop's o.**, distal ligation of an artery for aneurysm. **Watkins's o.**, an operation for prolapse and procidentia uteri in which the bladder is separated from the anterior wall of the uterus so that the uterus is left in a position to support the entire bladder. **Webster's o.**, for retrodisplacement of the uterus: the round ligaments are passed through the perforated broad ligaments and fixed to the back of the uterus. **Weir's o.**, appendicostomy. **Wertheim's o.** 1. An operation for cancer of the uterus in which there is removed with the uterus as much of the parametrial tissue as possible and a wide margin of the vagina. 2. A modification of Watkins's operation for uterine prolapse in which the bladder is stitched to the posterior wall of the uterus at the level of the internal os; in closing the vaginal wound a portion of the anterior uterine wall is left exposed in the vagina. **Wertheim-Schauta o.**, an operation for cystocele, consisting in the interposition of the uterus between

the base of the bladder and the anterior vaginal wall. **Wheelhouse's o.**, a method of perineal section for impermeable stricture of the urethra. **White's o.**, castration for hypertrophy of the prostate. **Whitehead's o.** 1. Treatment of hemorrhoids by excision. 2. Removal of the tongue with the scissors, the operation being performed within the mouth. **Whitman's o.**, a method of astragalectomy. **Wieting's o.**, anastomosis of the femoral vein to the femoral artery for the relief of arteriosclerotic gangrene. **Wilms's o.**, resection of the ribs so as to produce depression of the chest-wall and compression of the lungs thereby, done in tuberculosis of the lungs. **Winiwarter's o.**, cholecystenterostomy. **Witzel's o.**, gastrotomy by drawing a cone of the stomach-wall through a thoracic incision, and inserting a tube which is buried in the stomach wall by sutures. The stomach cone is replaced and the wound sutured. **Wladimiroff's o.**, a method of tarsectomy. Same as *Mikulicz's o.* **Wölfler's o.**, the formation of a permanent opening between the stomach and lower part of the duodenum in cases of obstructed pylorus. **Wood's o.** 1. Closure of exstrophy of the bladder by a flap of skin cut from the abdominal wall and turned over so that the cutaneous surface forms the inner wall of the bladder. 2. The closure of a hernial canal by subcutaneous sutures through the tendinous tissues surrounding it. **Wützer's o.**, a process for the radical cure of inguinal hernia by stopping up the hernial canal by invaginating the scrotum. **Wyeth's o.**, amputation at the hip-joint, hemorrhage being controlled by an elastic cord or tube fastened above large needles which transfix the tissues on each side of the articulation. **Wylie's o.** 1. Operation of shortening the round ligaments for the relief of uterine retroflexion, done by folding the ligaments on themselves and suturing. 2. An operation for appendicitis by pulling aside the rectus, incising its posterior sheath, and making a small incision through the peritoneum. **Yankauer's o.**, curetment of the bony end of the eustachian tube for the purpose of shutting off infection from the nasopharynx and thereby curing chronic suppuration of the middle ear. **Young's o.**, total excision of the seminal vesicles and partial excision of the ejaculatory ducts by a suprapubic T-shaped incision **Ziegler's o.**, V-shaped iridectomy for forming artificial pupil.

operative (op'er-a-tiv) [L. *operati'vus*]. 1. Pertaining to an operation. 2. Effective; not inert.

opercular (o-per'ku-lar). Pertaining to an operculum.

operculum (o-per'ku-lum) [L.]. 1. Any lid or cover. 2. [B N A] The part of the cerebrum above the insula, or island of Reil. Called also *o insulæ*. 3. A plug of mucus that shuts off the contents of the gravid uterus from the vagina. **Arnold's o.**, the operculum of the island of Reil. **Burdach's o.**, the operculum insulæ. **frontoparietal o.**, the operculum formed by parts of the frontal and parietal lobes **o. in'sulæ.** See *operculum*, 2d def. **occipital o.**, a part of the occipital lobe of the brain separated from the main portion by the ape fissure. **orbital o.**, that part of the operculum formed by the orbital surface of the frontal lobe.

ophiasis (o-fi'as-is) [Gr. *ὀφίασις*; *ὄφις* snake]. Baldness in one or more winding streaks across the head.

ophidiasis (o-fid-i'as-is) Same as *ophidism*.

ophidiophobia (o-fid"e-o-fo'be-ah) [Gr. *ὀφίδιον* serpent + *φόβος* fear]. A morbid dread of snakes.

ophidism (o'fid-izm) [Gr. *ὄφις* snake]. Poisoning by snake venom.

Ophioph'agus e'laps. The largest variety of Indian cobra.

ophiotoxemia (o"fe-o-tok-se'me-ah) [Gr. *ὄφις* snake + *toxemia*]. Poisoning by snake venom.

ophiotoxin (o-fe-o-toks'in) [Gr. *ὄφις* snake + *τοξικόν* poison]. A non-protein nitrogen-free poison found in cobra venom.

ophioxylin (o-fe-oks'il-in). An anthelmintic and a cathartic principle, $C_{16}H_{13}O_6$, from the root of *Ophiox'ylon* (*Rauvol'fia*) *serpenti'num*, an apocynaceous plant of southern Asia.

ophitoxemia (o"fe-tok-se'me-ah). Ophiotoxemia.

ophritis, ophryitis (of-ri'tis, of-re-i'tis) [Gr. *ὀφρύς* eyebrow + *-itis*]. Dermatitis in the eyebrow region.

ophryon (o'fre-on) [Gr. *ὀφρύς* eyebrow]. The middle point of the transverse supra-orbital line.

ophryosis (of-re-o'sis) [Gr. *ὀφρύς* eyebrow]. Spasm of the eyebrow.

ophthalmagra (of-thal-mag'rah) [Gr. *ὀφθαλμός* eye + *ἄγρα* seizure]. Sudden pain in the eye.

ophthalmalgia (of-thal-mal'je-ah) [Gr. *ὀφθαλμός* eye + *ἄλγος* pain]. Pain in the eye.

ophthalmatrophia (of"thal-mat-ro'fe-ah) [Gr. *ὀφθαλμός* eye + *ἀτροφία* atrophy]. Atrophy of the eye.

ophthalmectomy (of-thal-mek'to-me) [Gr. *ὀφθαλμός* eye + *ἐκτομή* excision]. The surgical removal of an eye.

ophthalmencephalon (of-thal-men-sef'al-on) [Gr. *ὀφθαλμός* eye + *ἐγκέφαλον* brain]. The retina, optic nerve, and visual apparatus of the brain.

ophthalmia (of-thal'me-ah) [Gr. from *ὀφθαλμός* eye]. Severe inflammation of the eye or of the conjunctiva. **catarrhal o.**, a severe form of simple conjunctivitis. **caterpillar o.**, inflammation of the conjunctiva and cornea, due to penetration by caterpillars' hairs. **o. eczemato'sa,** phlyctenulosis. **Egyptian o.** See *trachoma*. **electric o.**, conjunctivitis due to the effect of bright electric light. **o. exter'na,** paralysis of the extrinsic or external ocular muscles. **gonorrheal o.**, acute and severe purulent conjunctivitis due to gonorrheal infection. **granular o.**, an acute and severe form of purulent conjunctivitis. **jequirity o.**, a form due to poisoning by jequirity. **metastatic o.**, choroditis due to metastasis or to pyemia. **migratory o.** Same as *sympathetic o* **mucous o.** Same as *catarrhal o.* **o. neonato'rum,** purulent blennorrhea of the new-born. **neuroparalytic o.**, keratitis due to lesion of branches of the fifth nerve or of the gasserian ganglion **o. nodo'sa,** inflammation of the conjunctiva produced by caterpillar hairs, and marked by the formation of a round, gray swelling where each hair is embedded. **phlyctenular o.**, a form of conjunctivitis and keratitis with vesicles on the epithelium. **purulent o.**, a form with a purulent discharge, commonly due to gonorrheal infection. **scrofulous o.**, phlyctenular conjunctivitis. **spring o.**, a variety chiefly prevailing in the spring of the year. **sympathetic o.**, iridocyclitis following disease or injury of the fellow-eye **transferred o.** Same as *sympathetic o.* **varicose o.**, a variety associated with varicosity of the veins of the conjunctiva.

ophthalmiac (of-thal'me-ak). A person affected with ophthalmia.

ophthalmiatrics (of"thal-me-at'riks) [Gr. *ὀφθαλμός* eye + *ἰατρεία* treatment]. The treatment of eye diseases

ophthalmic (of-thal'mik) [Gr. *ὀφθαλμικός*]. Pertaining to the eye.

ophthalmin (of-thal'min). The virus of purulent ophthalmia.

ophthalmitic (of-thal-mit'ik). Pertaining to ophthalmitis.

ophthalmitis (of-thal-mi'tis) [Gr. *ὀφθαλμός* eye]. Inflammation of the eye.

ophthalmo- [Gr. *ὀφθαλμός* eye]. A prefix denoting some relation to the eye.

ophthalmoblennorrhea (of-thal"mo-blen-or-e'-

ah) [Gr. *ὀφθαλμός* eye + *βλέννα* mucus + *ῥοία* flow]. Gonorrheal or purulent ophthalmia.

ophthalmocarcinoma (of-thal″mo-kar-sin-o′-mah). Carcinoma of the eyeball.

ophthalmocele (of-thal′mo-sēl) [Gr. *ὀφθαλμός* eye + *κήλη* tumor]. Same as *exophthalmos*.

ophthalmocopia (of-thal-mo-ko′pe-ah) [Gr. *ὀφθαλμός* eye + *κόπος* weariness]. Asthenopia, or eyestrain; fatigue of the eyes.

ophthalmodesmitis (of-thal″mo-dez-mi′tis) [Gr. *ὀφθαλμός* eye + *δεσμός* ligament + *-ιτις* inflammation]. Inflammation of the ocular tendons.

ophthalmodiagnosis (of-thal″mo-di-ag-no′sis). Diagnosis by the aid of the ophthalmic reaction. See under *reaction*.

ophthalmodiaphanoscope (of-thal″mo-di-af-an′o-skōp) [Gr *ὀφθαλμός* eye + *diaphanoscope*]. An instrument for examining the back of the eye (retina) by transillumination through the buccal cavity.

ophthalmodiastimeter (of-thal″mo-di-as-tim′et-er) [Gr. *ὀφθαλμός* eye + *διάστημα* interval + *μέτρον* measure] An instrument for determining the proper distance at which to place lenses for the two eyes.

ophthalmodonesis (of-thal″mo-don-e′sis) [Gr. *ὀφθαλμός* eye + *δόνησις* trembling]. A trembling motion of the eyes.

ophthalmodynamometer (of-thal″mo-di-nam-om′et-er) An instrument for determining the near-point of convergence.

ophthalmodynia (of-thal-mo-din′e-ah) [Gr. *ὀφθαλμός* eye + *ὀδύνη* pain]. Pain in the eye.

ophthalmofundoscope (of-thal-mo-fun′do-skōp). An apparatus for observing the fundus of the eye.

ophthalmography (of-thal-mog′raf-e) [Gr. *ὀφθαλμός* eye + *γράφειν* to write]. Description of the eyes.

ophthalmogyric (of-thal-mo-ji′rik) [Gr. *ὀφθαλμός* eye + L. *gy'rus* a turn]. Oculogyric.

ophthalmol (of-thal′mol). A proprietary preparation for use locally in granular lids.

ophthalmoleukoscope (of-thal″mo-lu′ko-skōp) [Gr. *ὀφθαλμός* eye + *λευκός* white + *σκοπεῖν* to view] An apparatus for testing color-perception by means of colors produced by polarized light.

ophthalmolith (of-thal′mo-lith) [Gr. *ὀφθαλμός* eye + *λίθος* stone]. A lacrimal calculus.

ophthalmologist (of-thal-mol′o-jist). One who is versed or expert in ophthalmology.

ophthalmology (of-thal-mol′o-je) [Gr. *ὀφθαλμός* eye + *λόγος* discourse]. The sum of knowledge concerning the eye and its diseases.

ophthalmomalacia (of-thal″mo-ma-la′se-ah) [Gr. *ὀφθαλμός* eye + *μαλακία* softness]. Abnormal softness and shrinkage of the eye, with less than the normal tension; essential phthisis of the eye.

ophthalmometer (of-thal-mom′et-er) [Gr. *ὀφθαλμός* eye + *μέτρον* measure] Any instrument for measuring the eye, especially one for determining its refractive powers and defects by measuring the size of the images reflected from the cornea and lens Called also *Javal's o.*

ophthalmometroscope (of-thal-mo-met′ro-skōp). An ophthalmoscope with an attachment for measuring the refraction of the eye.

ophthalmometry (of-thal-mom′et-re). Determination of the refractive powers and defects of the eye.

ophthalmomycosis (of-thal″mo-mi-ko′sis) [Gr. *ὀφθαλμός* eye + *μύκης* fungus]: Any disease of the eye caused by a fungus.

ophthalmomyitis (of-thal″mo-mi-i′tis) [Gr. *ὀφθαλμός* eye + *μῦς* muscle + *-ιτις* inflammation]. Inflammation of the muscles that move the eyeball.

ophthalmomyositis (of-thal″mo-mi-o-si′tis). Inflammation of the eye muscles.

ophthalmomyotomy (of-thal″mo-mi-ot′o-me) [Gr. *ὀφθαλμός* eye + *myotomy*]. Surgical division of the muscles of the eye.

ophthalmoneuritis (of-thal″mo-nu-ri′tis). Inflammation of the ophthalmic nerve.

ophthalmopathy (of-thal-mop′ath-e) [Gr. *ὀφθαλμός* eye + *πάθος* disease]. Any disease of the eye. **external o.**, any affection of the eyelids, cornea, conjunctiva, or eye muscles. **internal o.**, any affection of the deep or more essential parts of the eye.

ophthalmophacometer, ophthalmophakometer (of-thal″mo-fak-om′et-er) [Gr. *ὀφθαλμός* eye + *φακός* lens + *μέτρον* measure]. A kind of ophthalmometer for measuring the two surfaces of the lens and the posterior surface of the cornea.

ophthalmophantom (of-thal-mo-fan′tom). A model of the eye used in demonstration; or an apparatus for holding animals' eyes for operation.

ophthalmophlebotomy (of-thal″mo-fleb-ot′o-me) [Gr. *ὀφθαλμός* eye + *phlebotomy*]. Phlebotomy to relieve congestion of the conjunctival veins.

ophthalmophthisis (of-thal-mof′this-is) [Gr. *ὀφθαλμός* eye + *φθίσις* wasting]. Phthisis bulbi, or ophthalmomalacia; shriveling of the eyeball.

ophthalmoplasty (of-thal′mo-plas-te) [Gr. *ὀφθαλμός* eye + *πλάσσειν* to mold]. Plastic surgery of the eye or of its appendages.

ophthalmoplegia (of-thal-mo-ple′je-ah) [Gr. *ὀφθαλμός* eye + *πληγή* stroke]. Paralysis of the eye muscles. **basal o.**, ophthalmoplegia due to a lesion at the base of the brain. **o. exter'na**, paralysis of the external ocular muscles. **fascicular o.**, ophthalmoplegia due to lesion in the pons varolii. **infectious o.** See *encephalitis lethargica*. **o. inter'na**, paralysis of the iris and ciliary apparatus. **nuclear o.**, that which is due to some lesion of the nuclei of the motor nerves of the eye. **orbital o.**, ophthalmoplegia due to lesion in the orbit. **Parinaud's o.**, paralysis of the external rectus muscle of one eye, together with spasm of the internal rectus of the other. **o. partia'lis**, paralysis of either one or two of the muscles of the eye. **o. progressi'va**, gradual paralysis affecting first one eye muscle and then another. **Sauvineau's o.**, paralysis of the internal rectus of one eye and spasm of the external rectus of the other. **o. tota'lis**, that which affects both the extrinsic and the intrinsic muscular apparatus of the eye.

ophthalmoplegic (of-thal-mo-ple′jik). Pertaining to ophthalmoplegia.

ophthalmoptosis (of-thal-mop-to′sis) [Gr. *ὀφθαλμός* eye + *πτῶσις* fall]. Same as *exophthalmos*.

ophthalmo-reaction (of-thal″mo-re-ak′shun). See *ophthalmic reaction*, under *reaction*.

ophthalmorrhagia (of-thal-mo-ra′je-ah) [Gr. *ὀφθαλμός* eye + *ῥηγνύναι* to burst forth]. Hemorrhage from the eye.

ophthalmorrhea (of-thal-mo-re′ah) [Gr. *ὀφθαλμός* eye + *ῥοία* flow]. Oozing of blood from the eye.

ophthalmorrhexis (of-thal-mor-eks′is) [Gr. *ὀφθαλμός* eye + *ῥῆξις* rupture]. Rupture of the eyeball.

ophthalmoscope (of-thal′mo-skōp) [Gr. *ὀφθαλμός* eye + *σκοπεῖν* to see]. A perforated mirror used in inspecting the interior of the eye. **ghost o.**, a form in which a portion of the reflected rays are deflected by a mirror. **Loring's o.**, an ophthalmoscope with tilting mirror, complete disk of lenses, and supplemental quadrant of lenses.

ophthalmoscopy (of-thal-mos′ko-pe). The examination of the interior of the eye with the ophthalmoscope. **direct o.**, the observation of an upright or erect mirrored image of the interior of the eye. **indirect o.**, the observation of an inverted image of the interior of the eye. **medical o.**, that which is performed for diag-

nostic purposes. **metric o.**, that which is performed for the measurement of refraction.

ophthalmostasis (of-thal-mos'tas-is) [Gr. *ὀφθαλμός* eye + *στάσις* standing]. Fixation of the eye with the ophthalmostat.

ophthalmostat (of-thal'mo-stat) [Gr. *ὀφθαλμός* eye + *ἱστάναι* to halt]. An instrument for holding the eye steady during operation.

ophthalmostatometer (of-thal''mo-sta-tom'et-er) [Gr. *ὀφθαλμός* eye + *ἱστάναι* to set + *μέτρον* measure]. An instrument for determining the degree of protrusion of the eyeball.

ophthalmothermometer (of-thal''mo-ther-mom'et-er) [Gr. *ὀφθαλμός* eye + *thermometer*]. An apparatus for recording the temperature of the eye.

ophthalmotomy (of-thal-mot'o-me) [Gr. *ὀφθαλμός* eye + *τομή* cut]. The operation of incising the eyeball.

ophthalmotonometer (of-thal''mo-to-nom'et-er) [Gr. *ὀφθαλμός* eye + *τόνος* tone + *μέτρον* measure]. An instrument used in measuring the intra-ocular tension.

ophthalmotonometry (of-thal''mo-to-nom'et-re). The measurement of the intra-ocular tension.

ophthalmotoxin (of-thal-mo-tok'sin) [Gr. *ὀφθαλμός* eye + *toxin*]. A toxin formed on injection of emulsion of the ciliary body.

ophthalmotrope (of-thal'mo-trōp) [Gr. *ὀφθαλμός* eye + *τρέπειν* to turn]. An artificial eye that moves like a real eye.

ophthalmotropometer (of-thal''mo-tro-pom'et-er) [Gr. *ὀφθαλμός* eye + *τρόπος* turning + *μέτρον* measure]. An instrument for measuring eye movements.

ophthalmoxyster (of-thal-moks-is'ter) [Gr. *ὀφθαλμός* eye + *ξυστρα* scraper]. An instrument for scraping the conjunctiva.

opianin (o-pi'an-in). An alkaloid from opium, perhaps an impure narcotin, resembling morphin in its physiologic action.

opiate (o'pe-āt). A remedy containing or derived from opium; also any drug that induces sleep.

opilaçao, opilagco (o-pil-ah-sa'o). A form of trypanosomiasis occurring in Brazil. See *Chagas's disease*, under *disease*.

opiomania (o''pe-o-ma'ne-ah) [Gr. *ὄπιον* opium + *μανία* madness]. An insane craving for opium.

opiomaniac (o''pe-o-ma'ne-ak). A person affected with opiomania.

opiophagism, opiophagy (o-pe-of'aj-izm, o-pe-of'aj-e) [Gr. *ὄπιον* opium + *φαγεῖν* to eat]. The habitual use or eating of opium.

opisthenar (o-pis'the-nar) [Gr. *ὀπίσθε* behind + *θέναρ* palm of the hand]. The dorsum of the hand.

opisthencephalon (o-pis-then-sef'al-on) [Gr. *ὀπισθε* backward + *κέφαλη* head]. The cerebellum.

opisthiobasial (o-pis''the-o-ba'se-al). Pertaining to or connecting the opisthion and basion.

opisthion (o-pis'the-on) [Gr. *ὀπίσθιον* rear]. The midpoint of the lower border of the foramen magnum.

opisthionasial (o-pis''the-o-na'ze-al). Connecting the opisthion and nasion.

opisthoporeia (o-pis''tho-po-re'ah) [Gr. *ὀπισθεν* backward + *πορεία* walk]. Involuntary walking backward.

opisthorchiasis (o-pis-thor-ki'as-is). A diseased condition of the liver due to the presence of flukes of the genus *Opisthorchis*.

Opisthorchis (o-pis-thor'kis). A genus of trematodes or flukes characterized by having the testicles near the posterior end of the body. **O. felin'eus**, or Siberian liver-fluke, is found in the liver of cats and dogs and sometimes in man. Infection takes place through eating fish (*Leuciscus rutilis* and *Idus melanotus*). **O. nover'ca**, the Indian liver-fluke found very commonly in the pariah dogs and also in man. **O. sinen'sis**, or Asiatic liver-fluke, causes the liver-fluke disease of Asiatic countries, which affects man as well as cats and dogs. Called also *Distoma sinense* and *Distoma japonicum*. **O. viveri'ni**, a species found in Siam.

opisthotic (o-pis-thot'ik) [Gr. *ὀπισθεν* behind + *οὖς* ear]. Situated behind the ear.

opisthotonos (o-pis-thot'o-nos) [Gr. *ὀπισθεν* behind + *τόνος* stretching]. A form of tetanic spasm in which the head and heels are bent backward and the body bowed forward.

opium (o'pe-um) [L.; Gr. *ὄπιον*]. The concrete juice of the poppy, *Papa'ver somnif'erum*, obtained from slits in the cortex of its capsule: sold in brown cakes and lumps of a strong and peculiar taste and odor. It contains morphin, codein, narcotin, narcein, thebain, papaverin, cryptopin, and many other alkaloids, many of them narcotic or otherwise medicinally active. *Medium dose:* Arrests secretions; stimulates the brain; increases cardiac action, and raises arterial tension; contracts the pupil; first stimulates the mind, and then causes sleep. Headache, depression, and constipation follow the sleep. *Full dose:* Arrests digestion; causes nausea, vomiting, and diaphoresis; lowers nerve-conduction; depresses the heart, respiration, and temperature; causes pruritus; contracts the pupil; causes profound stupor (succeeding in some cases to delirium). The after-effects are nausea, pruritus, depression, constipation, vertigo, and anorexia. *Toxic dose:* Cold sweat; slow heart; abolished reflexes; profound coma; pin-point pupil (which dilates before death), death occurring from paralysis of the respiratory center. Opium is narcotic, soporific, and astringent, and is used to relieve pain of all forms; in insomnia; to check excessive secretions; in inflammation of serous membranes, in spasmodic and irritable conditions; to slow the respiration in heart disease, pleurisy, etc.; to promote perspiration in rheumatism and acute catarrhal conditions; it is also employed locally as an astringent and anodyne. In large doses it is poisonous. Dose of the drug, ½–1 gr. (0.016–0.066 gm.); of vinegar (*ace'tum o'pii*), 5–15 min. (0.333–1 c.c.); of extract, ½–1 gr. (0.016–0.066 gm.); of compound solution (*li'quor o'pii compos'itus*), 5–15 min. (0.333–1 c.c.); of tincture (*tinctu'ra o'pii*, or laudanum), 5–20 min. (0.333–1.333 c.c.); of camphorated tincture, or elixir paregoric, 5–15 min. (0.333–1 c.c.); of powder (*o'pium pulvera'tum*, U. S. P.), ½–1 gr. (0.033–0.066 gm.); of compound powder, 2–5 gr. (0.13–0.33 gm.); of powdered ipecac and opium (*pul'vis ipecacuan'hæ et o'pii*, Dover's powder), which contains 10 per cent. each of opium and ipecac, 3–10 gr. (0.19–0.66 gm.); of deodorized tincture, 5–20 min. (0.333–1.333 c.c.); of wine (*vi'num o'pii*), 5–20 min. (0.333–1.333 c.c.). **deodorized o.**, opium deodorized by extracting it with petroleum benzin. **granulated o.**, opium reduced to a coarse powder. **lettuce o.**, lactucarium. **o. pulvera'tum**, the U. S. P. name for powdered opium.

opium-habit (o''pe-um-hab'it). Opiumism.

opiumism (o'pe-um-izm). The habitual misuse of opium or its consequences.

opo- [Gr. *ὀπός* juice]. A prefix implying a derivation from a juice or serum, usually one of animal origin.

opobalsamum (o-po-bal'sam-um) [Gr. *ὀπός* juice + *βάλσαμον* balsam]. The true balm of Gilead, or Mecca balsam, produced by *Balsamoden'dron gileaden'se* or *B. opobal'samum*.

opocephalus (o-po-sef'al-us) [Gr. *ὤψ* face + *κεφαλή* head]. A monster with the ears fused, one orbit, no mouth, and no nose.

opocerebrin (o-po-ser'e-brin). A patented therapeutic preparation of the gray brain substance: used in many nervous and other diseases. Dose, 3–6 gr. (0.2–0.4 gm.).

opodeldoc (o-po-del'dok). Camphorated soap liniment. **liquid o.**, soap liniment.

opodidymus, opodymus (o-po-did'im-us, o-pod'-im-us) [Gr. *ὤψ* face + *δίδυμος* twin]. A fetus with two fused heads and with the sense-organs partly fused.

opohepatoidin (o"po-hep-at-oi'din) [Gr. *ὀπός* juice + *ἧπαρ* liver]. A patented therapeutic preparation of the liver of animals: used in liver diseases. Dose, 8 gr. (0.5 gm.).

opohypophysin (o"po-hi-pof'is-in) [Gr. *ὀπός* juice + *hypophysis*]. A patented preparation of the hypophysis cerebri: used in acromegaly. Dose, ¾ gr. (0.04 gm.).

opoidin (o-poi'din). A preparation containing the mixed alkaloids of opium.

opolaxyl (o-po-lak'sil). A combination of the secretions of the liver, pancreas, and intestines with vegetable extracts: used for constipation.

opolienin (o-po-li'en-in) [Gr. *ὀπός* juice + L. *li'en* spleen]. A patented spleen-extract: used in leukemia, spleen enlargement, and malarial cachexia. Dose, 20–30 gr. (1.3–2 gm.).

opomammin (o-po-mam'in) [Gr. *ὀπός* juice + L. *mam'ma* breast]. A patented extract of animal udders: used in uterine diseases. Dose, 23 gr. (1.5 gm.).

opomedullin (o"po-me-dul'in) [Gr. *ὀπός* juice + L. *medul'la* marrow]. A patented extract of red bone-marrow: used in pernicious anemia, leukemia, chlorosis, etc. Dose, 3–15 gr. (0.2–1 gm.).

opoörchidin (o-po-or'kid-in) [Gr. *ὀπός* juice + *ὄρχις* testicle]. A patented extract of the testicles of animals: used in spinal and nervous diseases. Dose, 8–15 gr. (0.5–1 gm.).

opoössein (o-po-os'e-in) [Gr. *ὀπός* juice + L. *os* bone]. A patented preparation of yellow bone-marrow: for use in rickets and osteomalacia. Dose, 3–15 gr. (0.2–1 gm.).

opoövariin (o"po-o-va're-in) [Gr. *ὀπός* juice + *ovary*]. A patented extract of animal ovaries: for use in hysteria, chlorosis, and ovarian disease. Dose, 3–12 gr. (0.2–0.8 gm.).

opopancreatin (o-po-pan'kre-at-in) [Gr. *ὀπός* juice + *pancreas*]. A patented extract of the pancreas: used for diabetes mellitus. Dose, 3–12 gr. (0.2–0.8 gm.).

opoprostatin (o-po-pros'tat-in) [Gr. *ὀπός* juice + *prostate*]. A patented preparation of animal prostate glands: used in hypertrophy of the prostate. Dose, 3 gr. (0.2 gm.).

oporenin (op-o-re'nin) [Gr. *ὀπός* juice + L. *ren* kidney]. A patented preparation of animal kidneys: used in uremia and nephritis. Dose, 8–12 gr. (0.5–0.8 gm.).

oposuprarenalin (o"po-su-prah-re-na'lin) [Gr. *ὀπός* juice + *suprarenal*]. A patented preparation of the suprarenal capsules of animals: used in diabetes mellitus, suprarenal melasma, etc. Dose, 3–6 gr. (0.2–0.4 gm.).

opotherapy (o-po-ther'ap-e) [Gr. *ὀπός* juice + *θεραπεία* treatment]. 1. Treatment by juices. 2. Organotherapy; treatment of disease by the administration of extracts from animals' organs.

opothymin (o-po-thi'min) [Gr. *ὀπός* juice + *thymus*]. A patented preparation of the thymus of young animals: for infantile paralysis, leukemia, etc. Dose, 3–8 gr. (0.2–0.5 gm.).

opothyroidin (o"po-thi-roid'in) [Gr. *ὀπός* juice + *thyroid*]. A patented preparation of thyroid glands: used in myxedema, goiter, cretinism, obesity, etc. Dose, ¾–1½ gr. (0.05–0.1 gm.).

Oppenheim's disease, sign, syndrome (op'-en-hīmz) [Hermann *Oppenheim*, neurologist in Berlin, 1858–1919]. See under *disease, sign.*

Oppenheimer treatment (op'en-hī-mer) [Isaac *Oppenheimer*, physician in New York]. See *treatment.*

oppilation (op-il-a'shun) [L. *oppilā'tio*]. See *constipation.*

oppilative (op'il-a-tiv). Closing the pores; also constipating.

opponens (op-o'nenz) [L.]. Opposing. See *muscles, table of.*

oppositipolar (o-poz"it-i-po'lar). Having two poles on opposite sides of a cell.

opsialgia (op-se-al'je-ah) [Gr. *ὤψ* face + *ἄλγος* pain]. Facial neuralgia.

opsinogen (op-sin'o-jen). A substance having the power of forming opsonins.

opsinogenous (op-sin-oj'en-us). Able to form opsonins.

opsiometer (op-se-om'et-er) [Gr. *ὄψις* vision + *μέτρον* measure]. Same as *optometer.*

opsiuria (op-se-u're-ah) [Gr. *ὄψον* food + *οὖρον* urine]. The condition in which more urine is excreted during fasting than during digestion.

opsogen (op'so-jen). Same as *opsinogen.*

opsomania (op-so-ma'ne-ah) [Gr. *ὄψον* dainty + *μανία* madness]. A craving for some special food.

opsone (op'sōn). Same as *opsonin.*

opsonic (op-son'ik). Pertaining to opsonins. **o. action**, the action opsonins exert on bacteria by which they become subject to phagocytosis. **o. index.** See under *index.*

opsoniferous (op-so-nif'er-us). Bearing opsonin.

opsonification (op-son-if-ik-a'shun). Raising of the opsonic index by inoculation with specific opsonins, thus rendering the organisms more subject to phagocytosis.

opsonify (op-son'if-i). To subject to opsonification.

opsonin (op-so'nin) [Gr. *ὀψωνεῖν* to prepare food for]. A constituent of the blood-serum of an animal or of man which by acting on microörganisms or on red blood-corpuscles makes them more liable to be ingulfed by the phagocytes **common, normal,** or **thermolabile o.**, opsonin normally present in the serum of an uninfected individual or an untreated animal. **immune** or **specific o.**, opsonin developed in the blood-serum as a result of infection or injection of organisms. It is more heat resistant than the normal opsonins.

opsonist (op'son-ist). One who is expert in opsonic technic.

opsonization (op-son-iz-a'shun). Same as *opsonification.*

opsonize (op'son-īz). To form opsonins in; to treat with opsonins.

opsonogen (op-son'o-jen). Same as *opsinogen.*

opsonoid (op'so-noid). An opsonin in which the opsonophoric or active element has been destroyed.

opsonology (op-so-nol'o-je). The study of opsonins and opsonic action.

opsonometry (op-so-nom'et-re). The measurement of the amount of opsonin present

opsonophilia (op"so-no-fil'e-ah) [*opsonin* + Gr. *φιλεῖν* to love]. Affinity for opsonins.

opsonophilic (op"son-o-fil'ik). Having an affinity for opsonins.

opsonophoric (op"so-no-for'ik). Bearing opsonin; the term applied to that group of an opsonin which acts on the bacterium to render it subject to phagocytosis.

opsonotherapy (op-son-o-ther'ap-e). Treatment by the use of bacterial vaccines to increase the opsonic index of the blood.

optarson (op-tar'son). A proprietary tonic. It is an amino salt of heptinchlor-arsenic acid containing about 30 per cent. of arsenic and some strychnin.

optesthesia (op-tes-the'zhe-ah) [Gr. *ὀπτικός* pertaining to the eye + *αἴσθησις* sensation]. Visual sensibility; ability to perceive visual stimuli.

optic, optical (op'tik, op'tik-al) [L. *op'ticus*; Gr. *ὀπτικός*]. Pertaining to the sight or to the eye; subserving vision.

optician (op-tish'an). A maker of optical instruments or glasses.

opticociliary (op"tik-o-sil'e-a-re). Pertaining to the optic and ciliary nerves.

opticocinerea (op"tik-o-sin-e're-ah) [*optic* + *cinerea*]. The gray matter of the optic tract.

opticonasion (op"tik-o-na'se-on). The distance from the posterior edge of the optic foramen to the nasion.

opticopupillary (op"tik-o-pu'pil-a-re). Pertaining to the optic nerve and the pupil.

optics (op'tiks) [Gr. *ὀπτική*]. The science which treats of light and of vision.

optimal (op'tim-al). The best; the most favorable.

optimeter (op-tim'et-er). Same as *optometer*.

optimism (op'tim-izm) [L. *op'timus* best]. Insane exaltation of mind; amenomania.

optimum (op'tim-um). 1. That condition of surroundings which is conducive to the most favorable activity of function. 2. Pirquet's term for the amount of food most desirable under given circumstances.

optist (op'tist). A person skilled in optometry.

optoblast (op'to-blast) [Gr. *ὀπτικός* optic + *βλάστος* germ]. One of the large ganglion-cells of the retina.

optocele (op'to-sēl) [Gr. *ὀπτός* seen + *κοῖλη* cavity]. See *aqueduct of Sylvius*.

optochin (op'to-kin). A white crystalline powder, the hydrochlorid of ethyl-hydrocuprein, $C_2H_5O.C_9H_5N.CHOH.C_7H_{11}N.C_2H_5$· used in pneumococcus infection, as croupous pneumonia, and in malaria.

optogram (op'to-gram) [Gr. *ὀπτός* seen + *γράμμα* mark]. The retinal image formed by the bleaching of the visual purple under the influence of light. **epithelial o.**, an optogram in which the pigment epithelium clings to the exposed locality.

optomeninx (op-to-me'ninks) [Gr. *ὀπτικός* optic + *μῆνιγξ* membrane]. The retina.

optometer (op-tom'et-er) [Gr. *ὀπτός* seen + *μέτρον* measure]. A device for measuring the power and range of vision.

optometrist (op-tom'et-rist). One who practises optometry.

optometry (op-tom'et-re). The measurement of visual acuity and the fitting of glasses to correct visual defects. A term adopted by opticians who prescribe and fit glasses.

optomyometer (op"to-mi-om'et-er) [Gr. *ὀπτός* seen + *μῦς* muscle + *μέτρον* measure]. A device used in measuring the power of the ocular muscles.

optone (op'tōn). A proprietary organic product, deprived of anaphylaxis-producing elements: used by injection in non-specific protein therapy.

optophone (op'to-fōn) [Gr. *ὀπτός* seen + *φωνή* voice]. An instrument by means of which light and darkness are made discernible to the blind through their sense of hearing, the light waves being transformed into sound waves.

optostriate (op-to-stri'āt). Pertaining to the thalamus opticus and the corpus striatum.

optotype (op'to-tīp) [Gr. *ὀπτός* seen + *type*]. The test-types used by an oculist.

Opuntia (o-pun'she-ah). A genus of cacti. *O. vulga'ris*, the prickly pear, is used as a remedy in homeopathic practice. **O. dillin'ii.** See *nagphani*.

ora serrata (o'rah ser-a'tah) [L. "zigzag border"]. The zigzag anterior edge of the retina (*o'ra serra'ta ret'inæ*) [B N A].

orad (o'rad) [L. *os, oris* mouth + *ad* toward]. Toward the mouth.

oral (o'ral) [L. *ora'lis; os* mouth]. Pertaining to the mouth.

orale (o-ra'le). The point on the end of the incisive suture on the inner surface of the alveolar process.

oralogy (o-ral'o-je) [L. *ora'lis* pertaining to the mouth + Gr. *λόγος* treatise]. The practice of medical and dental co-operation for health; health dentistry; mouth science.

orange (or'anj) [L. *auran'tius*]. The rutaceous tree, *Ci'trus auran'tium*, and its yellow, edible fruit (*auran'tii fruc'tus*). There are two varieties: **bitter o.**, or *auran'tii ama'ra*, and **sweet o.**, or *auran'tii dul'cis*. The rind, or peel, of bitter orange (*auran'tii ama'ri cor'tex*) and of sweet orange (*auran'tii dul'cis cor'tex*) furnishes a volatile oil (*o'leum auran'tii cor'tex*) which is narcotic and irritant. The flowers of orange furnish a fragrant volatile oil (*o'leum auran'tii flo'rum*, or *oil of neroli*). Orange-peel is carminative and stimulant, its use being chiefly as a flavoring-agent. Dose of fluidextract of bitter-orange peel, 1 fl.dr. (4 c.c.); of syrup, 1–2 fl.oz. (30–60 c.c.); of compound elixir of orange (containing also wormwood, gentian, cascarilla, and buckbean, 1–2 fl.dr. (4–8 c.c); of *elix'ir ama'ra*, 15–30 min. (1–2 c.c.); of tincture, 1 fl.dr. (4 c.c.); of tincture of sweet orange, 1 fl.dr. (4 c.c.); of syrup, 1–2 fl.oz. (30–60 c.c.); of *spir'itus auran'tii*, 1 fl.dr. (4 c.c.); of *elix'ir aromat'icum*, 1–4 fl.dr. (4–16 c.c.); of orange-flower water, 1 fl.oz. (30 c.c.); of syrup of orange-flowers, 4–8 fl.dr. (16–32 c.c.). **acridine o.**, tetra-methyl-acridine, $CH[N(CH_3)_2C_6H_3]_2N$, **ethyl o.**, an indicator with a PH range of 2–4. **o. G**, an acid azo dye used as a cytoplasmic stain, $C_6H_5.N:N.C_{10}H_4(SO_2.ONa)_2.OH$. **gold o.**, helianthin. **o. III**, helianthin. **o. IV**. Same as *tropeolin OO*. **methyl-o., Poirrier's o.** Same as *helianthin*. **o. N.** Same as *tropeolin OO*. **naphthol o.**, tropeolin OOO. **wool o.**, orange G.

orbicular (or-bik'u-lar) [L. *orbicula'ris*]. Circular or rounded.

orbiculare (or"bik-u-la're) [L.]. The orbicular bone; an ossicle of the ear that usually becomes attached to the incus at the head of its long process.

orbicularis (or"bik-u-la'ris) [L.]. See *muscles, table of*.

orbic'ulus cilia'ris. Same as *annulus ciliaris*.

orbit (or'bit) [L. *or'bita* track]. The bony socket which contains the eye.

orbita (or'bit-ah). Latin for *orbit*.

orbital (or'bit-al) [L. *orbita'lis*]. Pertaining to the orbit.

orbitale (or-bit-a'le). The lowest point of the inferior edge of the orbit.

orbitonasal (or"bit-o-na'zal). Pertaining to the orbit and the nose.

orbitopagus (or-bit-op'ag-us) [L. *or'bita* orbit + Gr. *πάγος* fixed]. A twin monster composed of a small fetus attached to the orbit of the autosite.

orbitotomy (or-bit-ot'o-me) [L. *or'bita* orbit + Gr. *τομή* a cut]. The operation of opening into the bony orbit.

orcein (or-se'in). A brown coloring-matter, $C_{28}H_{24}N_2O_7$, from orcin: used as a stain.

orchectomy, orchiectomy (or-kek'to-me, or-ke-ek'to-me) [Gr. *ὄρχις* testicle + *ἐκτομή* excision]. Excision of a testicle.

orchella (or-shel'ah). A histologic stain composed of 5 c.c. of acetic acid and 40 c.c. each of alcohol and water, colored to a dark red with orchil from which excess of NH_3 has been driven off.

orcheopexy (or'ke-o-pek-se). Same as *orchiopexy*.

orcheoplasty (or'ke-o-plas-te) [Gr. *ὄρχεα* scrotum + *πλάσσειν* to mold]. Plastic surgery of the scrotum.

orchialgia (or-ke-al'je-ah) [Gr. *ὄρχις* testis + *ἄλγος* pain]. Pain in a testicle.

orchichorea (or"ke-ko-re'ah) [Gr. *ὄρχις* testis + *chorea*]. The twitching or jerking movement of a testicle.

orchicithin (or-ke-sith'in). A therapeutic preparation made from testes, used in sexual neurasthenia.

orchidalgia (or-kid-al'je-ah) [Gr. ὄρχις testicle + ἄλγος pain]. Pain in the testicle.

orchidectomy (or-kid-ek'to-me). See *orchectomy*.

orchidin (or'kid-in) [Gr. ὄρχις testicle]. A therapeutic fluid preparation of testicles of animals.

orchiditis (or-kid-i'tis). Orchitis.

orchidocelioplasty (ōr''kid-o-se'le-o-plas-te) [Gr. ὄρχις testicle + κοιλία belly + πλάσσειν to form]. The operation of transplanting an undescended testicle to the abdominal cavity.

orchidoncus (or-ki-dong'kus) [Gr. ὄρχις testicle + ὄγκος tumor]. A tumor of a testicle.

orchidopexy (or-kid'o-peks-e) [Gr. ὄρχις testis + πηγνύναι to fix]. 1. The operation of fixing or suturing the undescended testicle into the scrotum. 2. Preternatural fixity of a testis.

orchidoplasty (or'kid-o-plas-te) [Gr. ὄρχις testicle + πλάσσειν to form]. The operation of transplanting an undescended testicle to its proper place in the scrotum.

orchidoptosis (or-kid-op-to'sis) [Gr. ὄρχις testicle + πτῶσις falling]. Falling of the testicle: a condition due to varicocele or relaxation of the scrotum.

orchidorrhaphy (or-kid-or'af-e). Same as *orchiorrhaphy*.

orchidotherapy (or-kid-o-ther'ap-e) [Gr. ὄρχις testicle + θεραπεία treatment]. Use of a testicular extract in treating diseases.

orchidotomy (or-kid-ot'o-me). Same as *orchotomy*.

orchiectomy (or-ke-ek'to-me) [Gr. ὄρχις testicle + ἐκτομή excision]. Excision of a testicle.

orchiencephaloma (or''ke-en-sef-al-o'mah) [Gr. ὄρχις testicle + *encephaloma*]. Encephaloma of the testicle.

orchiepididymitis (or''ke-ep-id-id-im-i'tis) [Gr. ὄρχις testis + *epididymitis*]. Inflammation of a testicle and an epididymis.

orchilytic (or-ke-lit'ik) [Gr. ὄρχις testicle + λυτικός dissolving]. Splitting up testicular tissue.

orchiocatabasis (or''ke-o-kat-ab'as-is) [Gr. ὄρχις testis + καταβασις descent]. The descent of the testicles.

orchiocele (or'ke-o-sēl) [Gr. ὄρχις testis + κήλη hernia]. 1. Hernial protrusion of a testis. 2. Scrotal hernia. 3. Tumor of a testicle.

orchiococcus (or''ke-o-kok'us) [Gr. ὄρχις testis + κόκκος berry]. A diplococcus from gonorrheal orchitis.

orchiodynia (or''ke-o-din'e-ah) [Gr. ὄρχις testis + ὀδύνη pain]. Sharp pain in a testicle.

orchiomyeloma (or''ke-o-mi-el-o'mah) [Gr. ὄρχις testicle + *myeloma*]. Myeloma of the testicle.

orchioncus (or-ke-ong'kus) [Gr. ὄρχις testicle + ὄγκος tumor]. Tumor of the testicle.

orchioneuralgia (or''ke-o-nu-ral'je-ah) [Gr. ὄρχις testicle + *neuralgia*]. Pain in the testicle.

orchiopexy (or-ke-o-pek'se) [Gr. ὄρχις testicle + πῆξις fixation]. The operation of fixing in the scrotum an undescended testicle.

orchioplasty (or'ke-o-plas-te) [Gr. ὄρχις testicle + πλάσσειν to form]. Plastic surgery of the testicle.

orchiorrhaphy (or-ke-or'af-e) [Gr. ὄρχις testis + ῥαφή suture]. The stitching of a testis to a neighboring tissue, particularly the suturing of an imperfectly descended testicle into the scrotum.

orchioscheocele (or-ke-os'ke-o-sēl) [Gr. ὄρχις testicle + κήλη hernia]. Scrotal tumor with scrotal hernia.

orchioscirrhus (or''ke-o-skir'us) [Gr. ὄρχις testicle + σκίῤῥος hard]. Scirrhus, or hardening, of the testicle.

orchiotomy (or-ke-ot'o-me). Same as *orchidotomy*.

orchis (or'kis) [Gr. ὄρχις testis]. The testis.

Orchis (or'kis). The typical genus of orchidaceous plants. *O. mas'cula* affords salep: various species are medicinal.

orchitic (or-kit'ik). Pertaining to or caused by orchitis.

orchitin (or'kit-in) [Gr. ὄρχις testis]. A proprietary testicular extract.

orchitis (or-ki'tis) [Gr. ὄρχις testis + -ιτις inflammation]. Inflammation of a testis. The disease is marked by pain, swelling, and a feeling of weight. It may occur idiopathically, but is usually due to gonorrhea, syphilis, or tuberculosis. **o. parotid'ea,** orchitis occurring in mumps. **o. variolo'sa,** orchitis occurring in small-pox.

orchitolytic (or-kit-o-lit'ik) [Gr. ὄρχις testicle + λύσις dissolution]. Destroying the testicular tissue.

orchotomy (or-kot'o-me) [Gr. ὄρχις testis + τέμνειν to cut]. 1. Surgical incision of a testicle. 2. Less correctly, castration, or semicastration; orchectomy.

orcin, orcinol (or'sin, or'sin-ol). An antiseptic principle, $CH_3C_6H_3(OH)_2$, or dihydroxytoluene, mainly derived from various lichens. It is a cardiac poison and an antiseptic, and is used like resorcinol in skin diseases.

Ord's operation [William Miller *Ord*, English surgeon, 1834–1902]. See *operation*.

ordeal bark (or-de'al). The poisonous bark of various trees and shrubs, used by savages in trial by ordeal.

order (or'der). In classification, the main subdivision of a class. See *family*.

orderly (or'der-le). A male nurse or attendant in a hospital.

ordinate (or'din-āt). See under *abscissa*.

ordure (or'dūr). Excrement.

oreoselinum (o''re-o-se-li'num) [L.]. An umbelliferous plant of the old world, *Peuceda'num oreoseli'num:* used in homeopathic practice.

oresol (o-re'sol). An antitubercular preparation of glycerin guaiacol ether.

orexigenic (o-rek-sij-en'ik) [Gr. ὄρεξις appetite + γεννᾶν to produce]. Increasing or stimulating the appetite.

orexin (o-reks'in). Phenyldihydroquinazolin, patented quinolin derivative, $C_6H_4.CH_2N.CH.NC_6H_5$, a white, tasteless powder· anti-emetic, stomachic, and a stimulant of the appetite. Dose, 2–6 gr. (0.13–0.4 gm.). **o. hydrochlorid,** a salt in colorless, bitter crystals. Dose, 2–6 gr. (0.13–0.4 gm.). **o. tannate,** a yellow-white powder, insoluble in water: used as a stomachic, appetizer, and anti-emetic in anorexia due to general disease, and in the vomiting of pregnancy. Dose, 4–8 gr. (0.25–0.5 gm.).

orexoid (o-reks'oid). A proprietary tablet of orexin tannate.

organ (or'gan) [L. *or'ganum;* Gr. ὄργανον]. Any part of the body having a special function. **acoustic o.** Same as *o. of Corti*. **cell-o.,** a structural part of a cell having some definite function in its life or reproduction, as a nucleus or a centrosome. **cement o.,** the embryonic tissue which develops into the cement layer of the tooth. **o. of Corti,** the terminal acoustic apparatus within the scala media, including the rods of Corti and the auditory cells, with their supporting elements. See *ear*. **enamel-o.,** a process of epithelium forming a cap over a dental papilla: from it the enamel is developed. **end-o.,** any distal nerve structure; an end-bulb, -brush, -bud, -plate, -corpuscle, or other terminus of a nerve branch. **endocrine o's,** the organs of the body which yield internal secretions. See under *secretion*. **o. of Giraldès,** the paradidymus. **Golgi's o's,** neuromuscular spindles. See under *spindle*. **Gye-Barnard o.,** a filtrable virus asserted by Gye and Barnard to be the cause of cancer. **incretory o's.** Same as *endocrine o's*. **Jacobson's o.,** a short rudimentary canal extending along the septum of Stensen's duct. **lateral line o's,** sense organs

in the skin of fishes and amphibians, intermediate in type between tactile and auditory organs **Meyer's o.**, an area of circumvallate papillæ on either side of the posterior part of the tongue. **o. of Rosenmüller**, the parovarium or epoöphoron. **o. of Ruffini**, an end-organ peculiar to the fingertips. **segmental o.**, the pronephros, mesonephros, and metanephros together. **sense o.**, an organ consisting of a nerve and its termination, by which a stimulus is converted into a sensation. **vomeronasal o.** Same as *Jacobson's o.* **Weber's o.**, the sinus pocularis. **o's of Zuckerkandl**, large paraganglia (chromaffin tissue) found in late fetal life and a short time after birth at the origin of the inferior mesenteric artery.

organacidia (or-gan-as-id'e-ah). The presence of an organic acid, especially in the stomach.

organella, organelles (or-gan-el'ah, or-gan-elz'). The minute organs of protozoa concerned in the functions of metabolism, locomotion, etc.

organic (or-gan'ik) [L. *organ'icus;* Gr. *ὀργανικός*]. 1. Pertaining to an organ or the organs. 2. Having an organized structure. 3. Arising from an organism. 4. Pertaining to substances derived from living organisms. **o. chemistry.** See under *chemistry.*

organism (or'gan-izm). Any organized body or living economy; any individual animal or plant. **Ricketts's o.** See *Rickettsia.* **Siegel's o.**, a coccus-like organism from the blood and tissues of a calf affected with vaccinia; called by Siegel *Cytorrhyctes cocci.*

organization (or"gan-iz-a'shun). 1. The process of organizing or of becoming organized. 2. Any organism or organized body.

organize (or'gan-īz). To provide with an organic structure; to form into organs.

organoferric (or-gan-o-fer'ik). Containing iron and some organic compound.

organogel (or-gan'o-jel). A gel in which an organic liquid takes the place of water.

organogen (or-gan'o-jen). Any one of the chemical elements—carbon, hydrogen, oxygen, nitrogen, sulphur, phosphorus, and chlorin—characteristic of organic substances.

organogenesis, organogeny (or"gan-o-jen'es-is, or-gan-oj'en-e) [Gr. *ὄργανον* organ + *γένεσις* generation]. The development or growth of organs.

organogenetic (or"gan-o-jen-et'ik). Pertaining to organogenesis.

organogenic (or-gan-o-jen'ik). Organogenetic.

organography (or-gan-og'raf-e) [Gr. *ὄργανον* organ + *γράφειν* to write]. A description of the organs of a living body.

organoid (or'gan-oid) [Gr. *ὄργανον* organ + *εἶδος* form]. Resembling an organ.

organoleptic (or"gan-o-lep'tik) [Gr. *ὄργανον* organ + *λαμβάνειν* to seize]. 1. Making an impression on an organ of special sense. 2. Capable of receiving a sense impression. **o. test.** See under *tests.*

organology (or-gan-ol'o-je) [Gr. *ὄργανον* organ + *λόγος* word]. The sum of what is known regarding the organs of the body.

organoma (or-gan-o'mah). A tumor composed of organs or definite portions of an organ, or characterized by the presence in it of definite organs, as a dermoid cyst.

organometallic (or-gan-o-met-al'ik). Consisting of a metal in combination with an organic radical.

organon (or'gan-on) [L.]. An organ. **o. audi'tus** [B N A], the organ of hearing. **o. gus'tus** [B N A], the organ of taste. **o. olfac'tus** [B N A], the organ of smell. **o. parenchymato'sum**, a parenchymatous organ. **o. spira'le [corti]** [B N A], the organ of Corti. **o. vi'sus** [B N A], the organ of vision. **o. vomeronasa'le [jacobsoni]** [B N A]. See *Jacobson's organ,* under *organ.*

organonomy (or-gan-on'o-me) [Gr. *ὄργανον* organ + *νόμος* law]. The laws of organic life and of living organisms.

organonymy (or-gan-on'im-e) [Gr. *ὄργανον* organ + *ὄνυμα* name]. The nomenclature of the bodily organs.

organopathy (or-gan-op'ath-e) [Gr. *ὄργανον* organ + *πάθος* disease]. 1. Organic disease. 2. Organotherapy.

organopexia, organopexy (or"gan-o-peks'e-ah, or'gan-o-peks-e) [Gr. *ὄργανον* organ + *πηγνύναι* to fix]. The surgical fixation of an organ, especially of the uterus after excision of a fibroid.

organopexil (or"gan-o-peks'il). A method of enucleating fibroid growths.

organophil, organophilic (or-gan'o-fil, or-gan-o-fil'ik) [Gr. *ὄργανον* organ + *φιλεῖν* to love]. Having or manifesting organophilism.

organophilism (or-gan-of'il-izm). Having an affinity for certain organs or tissues of the body.

organoscopy (or-gan-os'ko-pe) [Gr *ὄργανον* organ + *σκοπεῖν* to examine]. Examination of the abdominal viscera by means of a cystoscope inserted through an epigastric incision.

organosol (or-gan'o-sol). 1. A colloidal solution in which the continuous phase is an organic solvent, as alcohol, ether, benzene, etc. 2. A proprietary agent said to be an alcoholic solution of colloidal silver: used for gonorrhea.

organotherapy (or"gan-o-ther'ap-e) [Gr. *ὄργανον* organ + *θεραπεία* therapy]. The treatment of disease by the administration of animal organs or their extracts. See *opotherapy.* **heterologous o.**, organotherapy with substances that have no relation to the diseased organ of the patient. **homologous o.**, organotherapy by extractives of the organs of animals corresponding to the diseased organ of the patient.

organotrope, organotropic (or-gan'o-trōp, or-gan-o-trop'ik) [Gr. *ὄργανον* organ + *τρόπος* turning]. Having an affinity for certain tissues of the body. See *parasitotrope* and *chemotherapy.*

organotrophic (or-gan-o-trof'ik). Relating to the nutrition of organs of the body.

organotropism (or-gan-ot'ro-pizm). Organotropy.

organotropy (or-gan-ot'ro-pe) [see *organotrope*]. The chemic affinity of substances for certain organs or tissues of the body.

orgasm (or'gazm) [Gr. *ὀργασμός* swelling, or *ὀργᾶν* to swell, to be lustful]. The crisis of venereal excitement.

Oribasius (or-e-ba'se-us). A celebrated physician, born about 325 A. D., at Pergamos. He was physician to the Emperor Julian. He wrote a work in seventy books entitled "Medicinalia Collecta," which is chiefly a compilation from Galen and other writers. Died about 400 A. D.

oridine (or'id-in). The trade name of the calcium salt of the iodized fatty acids of cottonseed oil. used like the inorganic iodids, the iodin content of 1 gm. oridine being equivalent to sodium iodid 0.28 gm. and to potassium iodid, 0.31 gm.

oriental boil (o-re-en'tal). See *Furunculus orientalis.*

orientalism (o-re-en'tal-izm). The condition of taking on the appearance of an oriental.

orientation (o"re-en-ta'shun) [L. *o'riens* arising]. The determination of the east point; hence, the determination of one's position with respect to surrounding objects.

orifice (or'if-is) [L. *orific'ium*]. 1. The entrance or outlet of any bodily cavity. 2. Any foramen, meatus, or opening. **cardiac o.**, the opening of the esophagus into the stomach. **mitral o.**, the left auriculoventricular opening.

orificial (or-if-ish'al). Pertaining to an orifice.

orificialist (or-if-ish'al-ist). One who treats disease by dilating or otherwise operating upon the external orifices of the body.

orificium (or-if-ish'e-um). Latin for *orifice.* **o. exter'num u'teri** [B N A], the external os, or vaginal opening of the uterus. **o. inter'num u'teri** [B N A], the internal os uteri. **o. ure'teris** [B N A], the opening of the ureter in the bladder **o. ure'thræ exter'num** [B N A], the urinary meatus of the penis. **o. ure'thræ inter'num** [B N A], the internal opening of the urethra **o. vagi'næ** [B N A], the narrowest portion of the vagina.

Origanum (o-rig'an-um) [L.; Gr. *ὀρίγανον*]. A genus of labiate plants. *O. vulga're,* wild marjoram, affords a stimulant volatile oil (*o'leum orig'ani*) used mainly in veterinary practice and in liniments. *O. majora'na,* sweet marjoram, also affords a similar oil (*o'leum majora'næ*).

origin (or'ij-in) [L. *ori'go* beginning]. The source or beginning of anything, especially the more fixed end or attachment of a muscle, as distinguished from its insertion. **apparent o., ectal o., superficial o.,** the point at which a cranial nerve emerges from the surface of the brain. **deep o., ental o.,** the true beginning of the brain-fibers of a nerve within the substance of the brain.

orinasal (or-in-a'zal). See *oronasal.*

orinotherapy (o-ri-no-ther'ap-e) [Gr. *ὀρεινός* pertaining to mountains + *θεραπεία* treatment]. Treatment by living in high, mountainous regions.

ormizet (or miz-et'). A proprietary astringent preparation of clay saturated with formic acid.

ormosin (or'mo-sin) A white, crystalline alkaloid, $C_{20}H_{28}N_3$, from the seeds of *Ormo'sia dasycar'pa,* a leguminous tree of South America. Its hydrochlorid is narcotic and sedative.

ornithin (or'nith-in) [Gr. *ὄρνις* bird]. An amino-acid, diamino-valerianic acid, $NH_2(CH_2)_3.CH(NH_2)CO_2H$, obtained from arginin by splitting off urea; it is found in the urine and excrement of fowls. On decomposition it gives rise to putrescin and with urea it forms arginin.

Ornithodorus (or"nith-o-do'rus). A genus of ticks **O. coria'ceus,** the pajaroello of California which is greatly feared because of its bite. The bite is painful, slow to heal, and usually leaves an ugly scar. **O. megni'ni,** the spinous ear tick of Southern California and Mexico. It produces great annoyance to man and to the domestic animals Called also *Otobius megnini* **O. mouba'ta,** the tampan tick of South Africa. It is the transmitter of *Spironema duttoni* and possibly also of *Filaria perstans.* It is called also *Carapatos* **O. savig'ni,** a species found in Abyssinia, Arabia, and India in human habitations. It is thought to transmit a form of relapsing fever found there **O. talaje,** a species found in Mexico and Central America on both humans and rats. It carries the relapsing fever spirochete found in Panama. **O. tholosa'ni,** a species found in Persia and thought to transmit African relapsing fever. **O. turica'ta,** a species common in Mexico and in Central America. It carries the relapsing fever found in Colombia. Called also *carapato.*

orodiagnosis (or"o-di-ag-no'sis). Serum diagnosis. See under *diagnosis.*

oro-immunity (o"ro-im-u'nit-e) [Gr. *ὄρος* serum + *immunity*]. Passive immunity.

orokinase (o-ro-kin'ās) [L. *os, oris* mouth + *kinase*]. A kinase produced by the buccal glands of certain animals which converts inactive ptyalin into active ptyalin.

orolingual (o-ro-lin'gwal) [L. *os* mouth + *lin'gua* tongue]. Pertaining to the mouth and tongue.

oromeningitis. See *orrhomeningitis.*

oronasal (o-ro-na'zal) [L. *os* mouth + *na'sus* nose]. Pertaining to the mouth and nose.

oronol (o'ro-nol). A proprietary liquid antiseptic soap containing formaldehyd, glycerin, and eucalyptus oil.

oropharynx (o-ro-far'inks) [L. *os* mouth + *pharynx*]. 1. The mouth and pharynx regarded as one cavity. 2. The space between the faucial arches. 3. The pharynx proper as distinguished from the nasopharynx.

orotherapy (o-ro-ther'ap-e) [Gr. *ὀρός* whey + *θεραπεία* treatment]. 1. Whey-cure; the treatment of disease by administering whey. 2. Serum therapy. See *serotherapy.*

oroxylin (o-roks'il-in). An antirheumatic agent in bright-yellow crystals.

Oroya fever (o-ro'yah). See under *fever.*

orphol (or'fol). Bismuth beta-naphthol ate, $(C_{10}H_7O)_3Bi + 3H_2O$. It is a light brown, insoluble, aromatic powder, and is used as an intestinal astringent and antiseptic. Dose, 5–15 gr. (0.33–1 gm.), three to five times a day.

orpiment (or'pim-ent) [L. *au'ri pigmen'tum*]. Arsenic trisulphid, As_2S_3; king's yellow: used mainly as a depilatory.

orrhodiagnosis (or"o-di-ag-no'sis). See *orodiagnosis.*

orrho-immunity (or"o-im-u'nit-e) [Gr. *ὀρρός* serum + *immunity*]. Passive immunity.

orrhology (or-ol'o-je) [Gr. *ὀρρός* serum + *λόγος* treatise]. The scientific study of sera; serology.

orrhomeningitis (or"o-men-in-ji'tis) [Gr. *ὀρρός* serum + *meningitis*]. Inflammation of a serous membrane.

orrhoreaction (or"o-re-ak'shun) [Gr. *ὀρρός* serum + *reaction*]. Seroreaction.

orrhorrhea, orrhorrhœa (or-ro-re'ah) [Gr. *ὀρρός* serum + *ῥεῖν* to flow]. A watery or serous discharge.

orrhotherapeutic (or"ro-ther-ah-pu'tik). Pertaining to or of the nature of orrhotherapy.

orrhotherapy (or-ro-ther'ap-e) [Gr. *ὀρρός* serum + *therapy*]. The therapeutic use of sera.

orris (or'is) The rhizome or root of Florentine iris, *I'ris florenti'na:* used in dentifrices, perfumes, etc. See *Iris.*

Orsi-Grocco method (or-se-grok'o) [Francesco *Orsi;* Pietro *Grocco,* Italian physicians]. Palpatory percussion of the heart.

orsudan (or'su-dan). A proprietary preparation, sodium 3-methyl-4-acetyl-amino-phenylarsonate: used in all protozoan diseases. Dose, by injection into the muscles, 10 gr. (0.6 gm.).

orthin (or'thin). Orthohydrazinparaoxybenzoic acid, $NH_2.NH.C_6H_3(OH)COOH$. Its hydrochlorid, a salt in colorless crystals, is a dangerous antipyretic. Dose, 5–8 gr (0.3–0.52 gm.).

Orth's stains (orths) [Johannes *Orth,* pathologist in Berlin, 1847–1923]. See under *stains, table of.*

ortho- [Gr. *ὀρθός* straight]. A prefix meaning straight or normal. In chemistry, this prefix indicates an isomer; also a cyclic derivative which has two substituents in adjacent positions.

ortho-acid (or-tho-as'id). An acid containing as many hydroxyl groups as the valence of the acidulous element.

ortho-arteriotony (or"tho-ar-te-re-ot'o-ne) [Gr. *ὀρθός* straight + *ἀορτηρία* artery + *τόνος* tone]. Normal arterial pressure.

orthobiosis (or"tho-bi-o'sis) [Gr. *ὀρθός* straight + *βίος* life]. Proper living; living in accordance with all the laws of health.

orthocephalic, orthocephalous (or"tho-sef-al'ik, or-tho-sef'al-us) [Gr. *ὀρθός* straight + *κεφαλή* head]. Having a head with a height-length index of from 70 to 75.

orthochlorophenol (or"tho-klo-ro-fe'nol). An agent, $C_6H_4(Cl)OH$, employed in the treatment of lupus.

orthochlorosalol (or"tho-klo-ro-sal'ol). A strongly fragrant substance, $OH.C_6H_4.CO.OC_6H_4.Cl$, isomeric with chlorosalol.

orthochorea (or"tho-ko-re'ah) [Gr. *ὀρθός* straight + *chorea*]. Choreic movements in the erect posture.

orthochromatic (or"tho-kro-mat'ik). Normally colored or stained.

orthochromophil (or-tho-kro'mo-fil) [Gr. *ὀρθός* correct + *χρῶμα* color + *φιλεῖν* to love]. Staining normally with neutral stains.

orthocol (or'tho-kol). See *thiocol*.

orthocrasia (or-tho-kra'se-ah) [Gr. *ὀρθός* correct + *κρᾶσις* temperament]. A state in which the body reacts normally to ingested or injected drugs, proteins, etc.

orthocresalol (or-tho-kre'sal-ol). See *cresalol*.

orthocresol (or-tho-kre'sol). One of the three isomeric forms of cresol.

orthocytosis (or"tho-si-to'sis) [Gr. *ὀρθός* correct + *κύτος* cell]. Presence of mature cells only in the blood.

orthodentist (or-tho-den'tist). Orthodontist.

orthodiagram (or-tho-di'ag-ram). The print or record made by an orthodiagraph.

orthodiagraph (or-tho-di'ag-raf) [Gr *ὀρθός* straight + *διά* through + *γράφειν* to write]. A radiographic apparatus for recording accurately the form and size of structures inside the body, doing away with the distortion of the ordinary *x*-ray plate.

orthodiagraphy (or"tho-di-ag'raf-e). The use of the orthodiagraph.

orthodinitrocresol (or"tho-di"ni-tro-kre'sol). Same as *antinonnin*.

orthodont (or'tho-dont). Having normal teeth.

orthodontia (or-tho-don'she-ah) [Gr. *ὀρθός* straight + *ὀδούς* tooth]. The department of dentistry which deals with the prevention and correction of irregularities of the teeth and malocclusion.

orthodontic (or-tho-don'tik). Pertaining to orthodontia.

orthodontics (or-tho-don'tiks). Same as *orthodontia*.

orthodontist (or-tho-don'tist). A dentist who specializes in orthodontia.

orthodontology (or-tho-don-tol'o-je). Same as *orthodontia*.

orthoform (or'tho-form). A white crystalline powder, the methyl ester of paramino-metahydroxy-benzoic acid, $NH_2.C_6H_3(OH)\ CO\ OCH_3$, odorless and tasteless—a kind of synthetic cocain. It is soluble in alcohol and ether, but only slightly so in water: it is a local anesthetic and antiseptic, free from toxic effects. It is used internally in ulcer and cancer of the stomach, and in wound burns, and ulcers in the form of an ointment. Dose, 7½–15 gr. (0.5–1 gm.). **o. hydrochlorid,** a crystalline salt: a local anesthetic. **new o.,** metamino-parahydroxy-benzoic acid methyl ester; somewhat whiter than the original orthoform, and used in the same way; patented.

orthogenesis (or-tho-jen'es-is) [Gr. *ὀρθος* straight + *γένεσις* descent]. 1. Progressive evolution in a given direction, in contrast with variations in several directions. 2. The theory that evolution is controlled by intrinsic factors.

orthogenics (or-tho-jen'iks) [Gr. *ὄρθος* correct + *γενικός* concerning reproduction]. Eugenics.

orthognathous (or-thog'na-thus) [Gr. *ὀρθός* straight + *γνάθος* jaw]. Having a gnathic index of less than 98°.

orthograde (or'tho-grād) [Gr. *ὀρθός* straight + L. *gra'di* to walk]. Carrying the body upright in walking.

ortholiposis (or"tho-lip-o'sis) [Gr. *ὀρθός* straight + *liposis*]. The normal proportion of liposin in the serum of the blood.

orthomelic (or-tho-me'lik) [Gr *ὀρθός* straight + *μέλος* limb]. Correcting deformities of the limbs.

orthometer (or-thom'et-er) [Gr. *ὀρθός* straight + *μέτρον* measure]. An instrument for finding the relative protrusion of the two eyeballs.

orthomethylacetanilid (or-tho-meth-il-as-et-an'-il-id). Exalgin.

orthomonochlorphenol (or"tho-mo"no-klor-fe'-nol). A compound, $Cl.C_6H_4.OH$, recommended in the treatment of nasal diseases. It is locally anesthetic.

orthomorphia (or-tho-mor'fe-ah) [Gr. *ὀρθός* straight + *μορφή* form]. The surgical and mechanic correction of deformities.

orthonal (or'tho-nal). A dental anesthetic containing cocain hydrochlorid, alypin, adrenalin, and physiologic salt solution.

orthoneutrophil, orthoneutrophile (or-tho-nu'tro-fil, -fil). Same as *orthochromophil*.

orthopedia (or-tho-pe'de-ah). Orthopedics.

orthopedic (or-tho-pe'dik) [Gr. *ὀρθός* straight + *παῖς* child]. Pertaining to the correction of deformities; pertaining to orthopedics.

orthopedics (or-tho-pe'diks) [Gr. *ὀρθός* straight + *παῖς* child] That branch of surgery which deals with the correction of deformities and with the treatment of chronic diseases of the joints and spine. **dental o.,** correction of deformities or irregularities of teeth; orthodontia of children's teeth

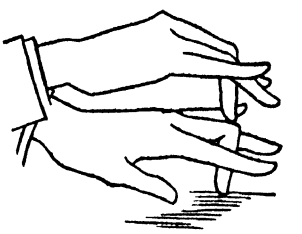

Orthopercussion (Külbs).

orthopedist (or-tho-pe'dist). An orthopedic surgeon.

orthopercussion (or"tho-per-kush'-un) [Gr. *ὀρθός* straight + *percussion*]. Percussion in which the distal phalanx of the plexímeter finger is held perpendicularly to the chest wall.

orthophoria (or-tho-fo're-ah) [Gr. *ὀρθός* straight + *φέρειν* to bear]. The normal or proper placement of organs; normal adjustment and equilibrium of eye muscles. **asthenic o.,** general weakness of the eye-muscles.

orthoplastocyte (or-tho-plas'to-sīt) [Gr. *ὀρθός* straight + *plastocyte*]. A normal blood-plate.

orthoplessimeter (or-tho-ples-im'et-er). An instrument to take the place of the plexímeter finger in orthopercussion.

orthopnea, orthopnœa (or-thop-ne'ah) [Gr. *ὀρθός* straight + *πνηά, πνοιά* breath]. Inability to breathe except in an upright position.

orthopneic (or-thop-ne'ik). Pertaining to or marked by orthopnea.

orthopraxy, orthopraxis (or'tho-praks-e, or-tho-praks'is) [Gr. *ὀρθός* straight + *πράσσειν* to make]. The mechanical correction of deformities.

orthopsychiatry (or-tho-si-ki'at-re) [Gr. *ὄρθος* straight + *psychiatry*]. The study and treatment of disorders of behavior.

Orthoptera (or-thop'ter-ah) [Gr. *ὀρθος* straight + *πτέρα* wing]. An order of biting insects which do not undergo metamorphosis. They include the grasshoppers, locusts, crickets, and cockroaches.

orthoptic (or-thop'tik) [Gr. *ὀρθός* straight + *ὀπτικός* optic]. Correcting obliquity of one or both visual axes.

orthorhombic (or-tho-rom'bik). Having three unequal axes intersected at right angles

orthoröntgenography (or"tho-rent-gen-og'raf-e). Same as *orthodiagraphy*.

orthoscope (or'tho-skōp) [Gr. *ὀρθός* straight + *σκοπεῖν* to view]. An apparatus which neutralizes the corneal refraction by means of a layer of water: it is used in examining the eye.

orthoscopic (or-tho-skop'ik). Affording a correct and undistorted view.

orthoscopy (or-thos'ko-pe). Examination of the eye by means of the orthoscope.

orthosis (or-tho'sis) [Gr. *ὀρθωσις; ὀρθός* straight]. The straightening of a distorted part.

orthoskiagraph (or-tho-ski'ag-raf). Orthodiagraph.

orthoskiagraphy (or''tho-ski-ag'raf-e). Orthodiagraphy.

orthostatic (or-tho-stat'ik) [Gr. *ὀρθός* straight + *στατικός* causing to stand]. Pertaining to or caused by standing erect.

orthostatism (or'tho-stat-izm). An erect standing position of the body.

orthotast (or'tho-tast) [Gr. *ὀρθός* straight + *τάσσειν* to arrange]. An apparatus for straightening curvatures of bones.

orthoterion (or-tho-te're-on) [Gr. *ὀρθωτήρ* straightener]. A device for use in straightening crooked limbs.

orthotherapy (or-tho-ther'ap-e) [Gr. *ὀρθός* straight + *therapy*]. Treatment of disorders by correction of posture.

orthotic (or-thot'ik). 1. Pertaining to orthosis. 2. Orthostatic.

orthotonos (or-thot'o-nos). Orthotonus.

orthotonus (or-thot'o-nus) [Gr. *ὀρθός* straight + *τόνος* tension]. A spasm which fixes the head, body, and limbs in a rigid straight line.

orthotropic (or-tho-trop'ik) [Gr. *ὀρθός* straight + *τρέπειν* to turn]. Ascending into the abdominal or other cavity.

orthotyphoid (or-tho-ti'foid). Normal typhoid fever as distinguished from paratyphoid.

orthuria (orth-u're-ah) [Gr. *ὀρθός* straight + *οὖρον* urine]. Normal frequency of urination.

ortizon (or'tiz-on). A proprietary solid hydrogen dioxid, consisting of hydrogen peroxid and carbamid prepared in the form of pencils. The pencils are to be inserted into a wound, in which they give off oxygen.

orypan (or'i-pan) [Gr. *ὄρυζα* rice + L. *pa'nis* bread]. A proprietary rice bread preparation.

Oryza (o-ri'zah) [L.; Gr. *ὄρυζα* rice]. A genus of cereal plants. *O. sati'va* produces rice.

oryzanin (o-ri'zan-in) [Gr. *ὄρυζα* rice]. An extractive from rice bran.

Os. The chemic symbol of *osmium*.

O. S., o. s. Abbreviation for L. *oc'ulus sinis'ter*, left eye.

os (os), gen. *o'ris*, pl. *o'ra*. Latin for *mouth* [B N A]. **o. exter'num**, the orifice of the vagina. **granular o.**, an os uteri covered with granulation due to chronic endometritis. **o. u'teri exter'num, o. tin'cæ**, the lower or distal extremity of the canal of the cervix uteri. **o. u'teri inter'num**, the internal or upper orifice of the canal of the cervix uteri. **o. ventric'uli**, the cardiac or esophageal orifice of the stomach.

os (os), gen. *os'sis*, pl. *os'sa*. Latin for *bone*. **o. acetab'uli**, the fetal bone which becomes the pubic portion of the acetabulum. **o. basila're** [B N A], the basilar process of the occipital bone. **o. bre've**, a short bone. **o. cal'cis**, the calcaneum or heel-bone. **o. capita'tum** [B N A], the os magnum **o. centra'le**, an accessory bone sometimes found on the back of the carpus. **o. coc'cygis** [B N A], the coccyx. **o. coro'næ**, the small pastern bone of the horse. **o. costa'le**, a rib bone. **o. cox'æ** [B N A], **o. innomina'tum**, the innominate bone. **o. cuboi'deum** [B N A], a cuboid bone. **o. cuneifor'me**, the cuneiform bone. **o. cuneifor'me pri'mum** [B N A], the internal cuneiform bone of the tarsus. **o. epitympan'icum**, a bone of very early fetal life which becomes the posterior portion of the squama that aids in forming the mastoid cells. **o. ethmoida'le** [B N A], the ethmoid bone. **o. fronta'le** [B N A], the frontal bone. **o. hama'tum** [B N A], the unciform bone. **o. hyoi'deum** [B N A], the hyoid bone. **o. il'ii**, the ilium. **o. in'cæ**, the interparietal bone. **o. incisi'vum** [B N A], the intermaxillary bone. **o. is'chi** [B N A], the ischium. **o. lacrima'le** [B N A], the lacrimal bone. **o. lon'gum**, a long bone, **o. luna'tum** [B N A], the semilunar bone. **o. mag'num**, the third bone in the second or distal row of the carpus. **o. mastoi'deum**, the mastoid bone. **o. metacarpa'le** [B N A], a metacarpal bone. **o. metatarsa'le** [B N A], a metatarsal bone. **o. multan'gulum ma'jus** [B N A], the trapezium. **o. multan'gulum mi'nus** [B N A], the trapezoid bone. **o. nasa'le** [B N A], the nasal bone. **o. navicula're**, the scaphoid bone. **o. navicula're pe'dis retarda'tum.** See *Kohler's disease*, under *disease*. **o. occipita'le** [B N A], the occipital bone. **o. orbicula're**, a bonelet of the ear which usually becomes joined to the incus. **o. palati'num** [B N A], the palate bone. **o. parieta'le** [B N A], the parietal bone. **o. pe'dis**, the coffin-bone of the horse. **o. pisifor'me** [B N A], the pisiform bone. **o. pla'num.** 1. A flat bone. 2. The orbital plate of the ethmoid bone. **o. pneumat'icum** [B N A], a hollow bone. **o. pu'bis** [B N A], the pubis or pubic bone. **o. sa'crum** [B N A], the sacrum. **o. sedenta'rium**, the ischium. **o. sphenoida'le** [B N A], the sphenoid bone. **o. tempora'le** [B N A], temporal bone. **o. tibia'le exter'num**, a small anomalous bone situated in the angle between the navicular bone and the head of the talus. **o. trigo'num** [B N A], an external tubercle at the back of the astragalus, sometimes occurring as a separate bone. **o. trique'trum** [B N A], the cuneiform bone. **o. un'guis**, the lacrimal bone. **o. zygomat'icum** [B N A], the malar bone.

osazone (o'sa-zōn). Any one of a series of compounds obtained by heating a sugar with phenylhydrazin and acetic acid.

oscedo (os-se'do) [L.]. An act of yawning.

oscheal (os'ke-al) [Gr. *ὄσχεον* scrotum]. Pertaining to the scrotum.

oscheitis (os-ke-i'tis) [Gr. *ὄσχεον* scrotum + *-ιτις* inflammation]. Inflammation of the scrotum.

oscheocele (os'ke-o-sēl) [Gr. *ὄσχεον* scrotum + *κήλη* tumor]. Tumor or swelling of the scrotum; also scrotal hernia.

oscheohydrocele (os''ke-o-hi'dro-sēl) [Gr. *ὄσχεον* scrotum + *hydrocele*]. Hydrocele in the sac of a scrotal hernia.

oscheolith (os'ke-o-lith) [Gr. *ὄσχεον* scrotum + *λίθος* stone]. A concretion in the sebaceous glands of the scrotum.

oscheoma (os-ke-o'mah) [Gr. *ὄσχεον* scrotum + *-ωμα* tumor]. A tumor of the scrotum.

oscheoncus (os-ke-ong'kus) [Gr. *ὄσχεον* scrotum + *ὄγκος* tumor]. Same as *oscheoma*.

oscheoplasty (os'ke-o-plas-te) [Gr. *ὄσχεον* scrotum + *πλάσσειν* to mold]. Plastic surgery of the scrotum.

oschitis (os-ki'tis). Same as *oscheitis*.

Oscillaria (os-il-a're-ah). A genus of *Algæ*. **O. mala'riæ**, the plasmodium of malaria.

oscillator (os'il-a-tor). An instrument used in the mechanic treatment of disease.

oscillogram (os'il-o-gram). The graphic record made by an oscillograph.

oscillograph (os'il-o-graf) [L. *oscilla're* to swing + Gr. *γράφειν* to write]. An instrument for recording electric oscillations. Such an instrument, working on the plan of a string galvanometer, is used in recording the action of the heart.

oscillometer (os-il-om'et-er). An instrument for measuring oscillations; a string galvanometer. Same as *sphygmo-oscillometer*.

oscillometry (os-il-om'et-re). The use of the string-galvanometer or similar apparatus.

oscin (os'in). A substance, $CH_3.C_8H_7O(OH)N.CH_3$, formed by the decomposition of hyoscin.

Os'cinis pal'lipes. A fly that transmits yaws.

oscitate (os'it-āt). To yawn.

oscitation (os-it-a'shun) [L. *oscita'tio*]. The act of yawning.

oscodal (os'ko-dal). A proprietary preparation of cod-liver oil containing the vitamin A and vitamin D elements.

osculum (os'ku-lum), pl. *os'cula* [L.]. Any small aperture or minute opening.

öse (a'ze) [Ger.]. A loop at the end of a platinum wire inserted into a glass handle. Same as *oese*.

-ose. A suffix indicating that the substance is a sugar.

-osis. A termination denoting a disease or morbid process; sometimes a process not morbid.

Osgood's disease (os'goodz) [Robert Bayley *Osgood*, Boston orthopedist, born 1873]. See *Schlatter's disease*, under *disease*.

Osler's disease, phenomenon, sign (ōs'lerz) [Sir William *Osler*, Regius professor of medicine in the University of Oxford, 1849–1919]. See *erythremia, phenomenon*, and *sign*.

osmatic (os-mat'ik) [Gr. *ὀσμάειν* to smell]. Having the sense of smell.

osmazome (os'maz-ōm) [Gr. *ὀσμή* odor + *ζωμός* broth]. A principle derivable from muscular fiber which gives the peculiar flavor and odor to roast meats and gravies.

osmesthesia (os-mes-the'zhe-ah) [Gr. *ὀσμή* odor + *αἴθησις* sensation]. Olfactory sensibility; ability to perceive and distinguish odors.

osmic (os'mik). Containing osmium. See *acid*.

osmicate (oz'mik-āt). To stain or impregnate with osmic acid.

osmics (oz'miks) [Gr. *ὀσμή* odor]. The science of smell.

osmidrosis (os-mid-ro'sis) [Gr. *ὀσμή* odor + *ἱδρώς* sweat]. A condition in which the sweat has an abnormally strong odor.

osmium (os'me-um) [Gr. *ὀσμή* odor: one of its oxids has a very strong smell]. 1. A very hard, gray, and nearly infusible metal; atomic weight, 190.9; symbol, Os. See *acid, osmic*. 2. A homeopathic trituration of metallic osmium. **o. tetroxid**, a crystalline compound used for staining histologic preparations.

osmodysphoria (os"mo-dis-fo're-ah) [Gr. *ὀσμή* smell + *δυσ-* ill + *φέρειν* to bear]. An intense and abnormal dislike of certain odors.

osmogen (os'mo-jen) [Gr. *ὠσμός* impulse + *γεννᾶν* to produce]. An embryo ferment, or one from which an active ferment is developed.

osmolagnia, osmolagny (oz-mo-lag'ne-ah, oz-mo-lag'ne) [Gr. *ὀσμή* smell + *λαγνεία* lust]. Sexual excitation produced by odor.

osmology (os-mol'o-je) [Gr. *ὀσμή* smell + *λόγος* treatise]. 1. Same as *osphresiology*. 2. That branch of physics that treats of osmosis.

osmometer (os-mom'et-er). 1. [Gr. *ὠσμός* impulse + *μέτρον* measure.] A device for testing or exhibiting osmotic force. 2. [Gr. *ὀσμή* smell + *μέτρον* measure.] An instrument for measuring the acuteness of the sense of smell.

osmonosology (os"mo-nos-ol'o-je) [Gr. *ὀσμή* smell + *nosology*]. The study of disorders of the sense of smell.

osmophilic (os-mo-fil'ik) [*osmosis* + Gr. *φιλεῖν* to love]. Readily subject to osmosis.

osmoregulator (os-mo-reg'u-la-tor). An instrument for regulating the penetrating power of *x*-rays.

osmose (os'mōs). See *osmosis*.

osmosis (os-mo'sis) [Gr *ὠσμός* impulsion]. The passage of pure solvent from the lesser to the greater concentration when two solutions are separated by a membrane which selectively prevents the passage of solute molecules, but is permeable to the solvent.

osmosum (os-mo'sum). A proprietary antiphlogistic and anodyne preparation of aluminum silicate, glycerin, and antiseptics: used externally.

osmotaxis (os-mo-tak'sis) [*osmosis* + Gr. *τάξις* arrangement]. The movement of cells as affected by the density of the liquid containing them.

osmotherapy (oz-mo-ther'ap-e) [*osmosis* + *therapy*]. Treatment by the intravenous injection of hypertonic solutions.

osmotic (os-mot'ik). Pertaining to or of the nature of osmosis. **o. pressure.** See under *pressure*.

osone (o'sōn). A compound formed by the action of hydrochloric acid on osazone, and capable of being converted into a ketone.

osphresiology (os"fre-ze-ol'o-je) [Gr. *ὄσφρησις* smell + *λόγος* treatise]. The sum of knowledge regarding odors and the sense of smell.

osphresiometer (os"fre-ze-om'et-er) [Gr. *ὄσφρησις* smell + *μέτρον* measure]. An instrument for measuring the acuteness of the sense of smell.

osphresis (os-fre'sis) [Gr. *ὄσφρησις* smell]. The sense of smell.

osphretic (os-fret'ik). Pertaining to the sense of smell.

osphyalgia (os-fe-al'je-ah) [Gr. *ὀσφύς* loin + *ἄλγος* pain]. Pain in the loins and hips.

osphyitis (os-fe-i'tis) [Gr *ὀσφύς* loin + *-ιτις* inflammation]. Inflammation of the loins.

osphyomyelitis (os"fe-o-mi-el-i'tis) [Gr. *ὀσφύς* loin + *myelitis*]. Myelitis of the lumbar region of the cord.

ossa (os'ah). Latin plural of *os*, bone. **o. car'pi**, the bones of the wrist **o. cra'nii**, the cranial bones. **o. extremita'tis inferio'ris**, the bones of the lower limb. **o. extremita'tis superio'ris**, bones of the upper limb **o. lon'ga**, long bones. **o. metacarpa'lia I–V**, metacarpal bones. **o. metatarsa'lia I–V**, the metatarsal bones. **o. pla'na**, flat bones. **o. sesamoi'dea**, sesamoid bones. **o. supersterna'lia**, episternal bones **o. sutura'tum**, wormian bones. **o. tar'si**, the tarsal bones.

ossagen (os'aj-en). A white, therapeutic powder prepared from red bone-marrow and containing the calcium salts of its fatty acids used in rickets, etc. Dose, 30–60 gr. (2–4 gm.).

ossalin (os'al-in). A greenish-white fat said to be derived from the spinal cords of neat-cattle: used as an ointment-base.

ossein (os'e-in). The animal matter of bone; ostein.

osseo-albumoid (os"e-o-al'bu-moid). A protein derived from bone after hydration of the collagen.

osseo-aponeurotic (os"e-o-ap-o-nu-rot'ik). Pertaining to bone and the aponeurosis of a muscle.

osseocartilaginous (os"e-o-kar-til-aj'in-us). Pertaining to or composed of bone and cartilage.

osseofibrous (os"e-o-fi'brus). Made up of fibrous tissue and bone.

osseomucin (os"e-o-mu'sin). The homogeneous ground-substance which binds together the collagen and elastic fibrils of bony tissue.

osseomucoid (os-e-o-mu'koid). A mucin existing in bone.

osseous (os'e-us) [L. *os'seus*]. Of the nature or quality of bone; bony.

ossicle (os'ik-l) [L. *ossic'ulum*]. Any bonelet or small bone. **Andernach's o's**, the wormian bones. **auditory o's**, the malleus, incus, and stapes, the bonelets of the cavity of the tympanum. A fourth ossicle, the orbiculare, usually becomes joined to the incus. **o's of Bertin**, the sphenoturbinal bones. **epactal o.**, a wormian bone. **Kerkring's o.**, a small bone of early life which becomes the basilar process of the occipital bone. **Riolan's o's**, small bones occasionally seen in the suture between the mastoid portion of the temporal bone and the occipital bone.

ossiculectomy (os"ik-u-lek'to-me) [L. *ossicu'lum* bonelet + Gr. *ἐκτομή* excision]. Surgical removal of an ossicle, or of the ossicles, of the ear.

ossiculotomy (os"ik-u-lot'o-me) [L. *ossic'ulum* bonelet + Gr. *τέμνειν* to cut]. Surgical incision of the bonelets of the ear.

ossiculum (os-ik'u-lum), pl. *ossic'ula*. Latin for *ossicle*, or little bone. **o. audi'tus** [B N A]. See *auditory ossicles*, under *ossicle*.

ossiferous (os-if'er-us) [L. *os* bone + *fer're* to bear]. Producing bone.

ossific (os-if'ik) [L. *os* bone + *fa'cere* to make]. Forming or becoming bone.

ossification (os"if-ik-a'shun) [L. *ossifica'tio*]. 1. The formation of bone or of a bony substance. 2. Conversion into bone or a bony substance. **metaplastic o.**, the development of bone matter in soft structures.

ossifluence (os-if'lu-ens). Softening of bony tissue.

ossifluent abscess (os-if'lu-ent). See *abscess*.

ossiform (os'if-orm). Resembling bone.

ossifying (os'if-i-ing). Changing or developing into bone.

ossin (os'in). A therapeutic liquid prepared from beef-bones, said to be serviceable in diabetes.

ossiphone (os'if-ōn) [L. *os, ossa* bone + *φωνή* voice]. An apparatus for enabling deaf persons to hear by transmitting the sound from the instrument through the bony structure of the body.

ostalgia (os-tal'je-ah) [Gr. *ὀστέον* bone + *ἄλγος* pain]. Pain in a bone or in the bones.

ostarthritis (os-tar-thri'tis). Same as *ostearthritis*.

ostauxin (os-tawk'sin). Calcium paranucleinate, a tasteless powder, soluble in water: used in rachitis. Dose, 15–30 gr. (1–2 gm.) three times a day.

osteal (os'te-al). Bony; osseous.

ostealbumoid (os-te-al'bu-moid). Same as *osseoalbumoid*.

ostealgia (os-te-al'je-ah) [Gr. *ὀστέον* bone + *ἄλγος* pain]. Pain in a bone.

osteameba (os-te-am-e'bah). A bone-corpuscle.

osteanabrosis (os"te-an-ab-ro'sis) [Gr. *ὀστέον* bone + *ἀνάβρωσις* eating up]. Atrophy of bone.

osteanagenesis (os"te-an-aj-en'es-is) [Gr. *ὀστέον* bone + *ἀναγένεσις* reproduction]. Reproduction of bone.

osteanaphysis (os"te-an-af'is-is) [Gr. *ὀστέον* bone + *ἀναφύειν* to reproduce]. Reproduction of bone.

ostearthritis (os"te-ar-thri'tis) [Gr. *ὀστέον* bone + *ἄρθρον* joint]. Inflammation of the bones and joints. See also *hypertrophic arthritis*, under *arthritis*. **o. defor'mans, endemic o.**, a condition endemic in portions of Russia, marked by thickening of the joints and softening of the articular ends of bones. **hyperplastic o.**, pulmonary osteoarthropathy.

ostearthrotomy (os"te-ar-throt'o-me) [Gr. *ὀστέον* bone + *ἄρθρον* joint + *τέμνειν* to cut]. Excision of an articular end of a bone.

ostectomy, osteëctomy (os-tek'to-me, os-te-ek'-to-me) [Gr. *ὀστέον* bone + *ἐκτομή* excision]. The excision of a bone.

osteëctopia, osteëctopy (os"te-ek-to'pe-ah, os-te-ek'to-pe) [Gr. *ὀστέον* bone + *ἔκτοπος* out of place]. Displacement of a bone.

ostein (os'te-in) [Gr. *ὀστέον* bone]. Same as *ossein*.

osteite (os'te-īt). An independent bony element or center of ossification.

osteitis (os-te-i'tis) [Gr. *ὀστέον* bone]. Inflammation of a bone; inflammation of the haversian spaces, canals, and their branches, and generally of the medullary cavity. The disease is marked by enlargement of the bone, tenderness, and a dull, aching pain. **acute o.**, osteomyelitis, usually of septic origin. See *osteomyelitis*. **o. albumin'osa**, osteitis with accumulation of a sticky, albuminous liquid. **o. carno'sa**, osteitis fungosa. **caseous o.**, tuberculous caries of bone. **central o.** Same as *endosteitis*. **chronic o.**, central caries or bone abscess; often due to tuberculosis, sometimes syphilitic. **o. condensans generalisa'ta.** See *osteosclerosis fragilis generalisata*. **condensing o.**, osteitis with hard deposits of earthy salts; osteosclerosis; eburnation. Called also *formative o.* and *sclerosing o.* **cortical o.** Same as *periostitis*. **o. defor'mans**, rarefying osteitis with distortion of the bones affected. **o. fibro'sa**, a disease characterized by defective ossification of bones which leads to thickening, weakening, and deformity, the bone tissue being replaced by cellular fibrous tissue. It occurs chiefly in children, where it has been termed *osteodystrophia juvenilis*. **o. fibro'sa osteoplas'tica**, rarefying osteitis with fibrous degeneration and formation of cysts. **formative o.** See *condensing o.* **o. fungo'sa**, chronic osteitis in which the haversian canals are dilated and filled with granulation tissue. **gummatous o.**, a chronic form associated with syphilis. **o. ossif'icans**, condensing osteitis. **rarefying o.**, a bone disease in which the inorganic matter is lessened and the hard bone becomes cancellated. **sarcomatous o.**, myelomatosis. **sclerosing o.** See *condensing o.* **secondary hyperplastic o.**, hypertrophic pulmonary osteo-arthropathy. **vascular o.**, rarefying osteitis in which the spaces formed become occupied by blood-vessels.

ostembryon (os-tem'bre-on) [Gr. *ὀστέον* bone + *ἔμβρυον* fetus]. Ossification of a fetus.

ostemia (os-te'me-ah) [Gr. *ὀστέον* bone + *αἷμα* blood]. Morbid congestion of blood in a bone.

ostempyesis (os"tem-pi-e'sis) [Gr. *ὀστέον* bone + *ἐμπύησις* suppuration]. Suppuration within a bone.

osteo-aneurysm (os"te-o-an'u-rizm). Aneurysm in a bone.

osteo-arthritis (os"te-o-ar-thri'tis). Same as *ostearthritis*.

osteo-arthropathy (os"te-o-ar-throp'ath-e) [Gr. *ὀστέον* bone + *arthropathy*]. Any disease of the joints and bones. **hypertrophic pneumic o., hypertrophic pulmonary o.** 1. Acromegaly. 2. A disease characterized by enlargement of the terminal phalanges of the fingers and toes, thickening of the distal ends of bones, enlargement of the lower jaw, and peculiar curving of the nails. It is believed to be due to disease of the lungs in which toxic matters are absorbed from diseased areas. Called also *osteo-arthropathie hypertrophiante pneumique, toxicogenic osteoperiostitis ossificans*, and *Bamberger-Marie disease*. **pulmonary o.** See *hypertrophic pneumic o.*

osteo-arthrotomy (os"te-o-ar-throt'o-me). Same as *ostearthrotomy*.

osteoblast (os'te-o-blast) [Gr. *ὀστέον* bone + *βλαστός* germ]. Any one of the cells that are developed into bone or that are directly active in the production of bony structures.

osteoblastic (os"te-o-blas'tik). Pertaining to or composed of osteoblasts.

osteoblastoma (os"te-o-blas-to'mah) [*osteoblast* + Gr. *-ωμα* tumor]. A tumor, the cells of which tend to differentiate into bone-cells. The term includes osteoma and osteosarcoma.

osteocachectic (os"te-o-kak-ek'tik). Relating to or affected with osteocachexia.

osteocachexia (os"te-o-kak-ek'se-ah). Cachexia due to chronic bone disease; also chronic disease of bone.

osteocampsia (os"te-o-kamp'se-ah) [Gr. *ὀστέον* bone + *κάμπτειν* to bend]. Curvature or bending of a bone.

osteocarcinoma (os"te-o-kar-sin-o'mah). 1. Osteoma combined with carcinoma. 2. Carcinoma of a bone.

osteocartilaginous (os"te-o-kar-til-aj'in-us). Pertaining to or composed of bone and cartilage.

osteocele (os'te-o-sēl) [Gr. *ὀστέον* bone + *κήλη* tumor] 1. Bony tumor of the testis or scrotum. 2. A hernia containing bone.

osteocephaloma (os"te-o-sef-al-o'mah) [Gr. *ὀστέον* bone + *encephaloma*]. An encephaloid tumor of a bone.

osteochondral (os"te-o-kon'dral). Pertaining to bone and cartilage; pertaining to a bone and its articular cartilage.

osteochondritis (os"te-o-kon-dri'tis) [Gr. *ὀστέον* bone + *χόνδρο*. cartilage]. Inflammation of both bone and cartilage. **o. defor'mans juveni'lis**, a disease characterized by atrophy and rarefaction of the head of the femur during the age of growth, resulting in a shortened and thickened femoral neck and a broad flat femoral head. Called also *Perthes' disease, Calvé-Perthes' disease, Legg's disease, pseudocoxalgia,* and *coxa plana.* **o. dis'secans**, osteochondritis resulting in the splitting of pieces of cartilage into the joint, particularly the knee-joint.

osteochondrofibroma (os"te-o-kon"dro-fi-bro'mah). A tumor containing the elements of osteoma, chondroma, and fibroma.

osteochondroma (os"te-o-kon-dro'mah) [Gr. *ὀστέον* bone + *χόνδρος* cartilage]. Osteoma blended with chondroma; a tumor that is partly bone and partly cartilaginous.

osteochondromatosis (os"te-o-kon-dro-mat-o'sis). A condition marked by the presence of multiple osteochondromas.

osteochondrophyte (os"te-o-kon'dro-fīt) [Gr. *ὀστέον* bone + *χόνδρος* cartilage + *φυτόν* growth]. A tumor made up of cartilaginous and bony tissue.

osteochondrosarcoma (os"te-o-kon"dro-sar-ko'mah). Sarcoma blended with osteoma and chondroma.

osteochondrous (os"te-o-kon'drus) [Gr. *ὀστέον* bone + *χόνδρος* cartilage]. Composed of bone and cartilage.

osteoclasis, osteoclasia (os-te-ok'las-is, os"te-o-kla'ze-ah) [Gr. *ὀστέον* bone + *κλάσις* a breaking]. 1. The surgical fracture or refracture of bones. 2. The absorption and destruction of bony tissue by osteoclastic cells.

osteoclast (os'te-o-klast) [Gr. *ὀστέον* bone + *κλᾶν* to break]. 1. An instrument for use in the surgical fracture or refracture of bones. 2. Any large multinuclear cell concerned in the absorption and removal of bone. **Rizzoli's o.**, an osteoclast consisting of a rod on which are two sliding padded rings, and between these a padded plate that can be screwed down upon the part, thus fracturing the bone.

osteoclastic (os"te-o-klas'tik). Pertaining to or of the nature of an osteoclast; destructive to bone.

osteoclastoma (os"te-o-klas-to'mah). A tumor the cells of which are giant-cells analogous to osteoclasts; malignant myeloid sarcoma.

osteoclasty (os'te-o-klas-te). Same as *osteoclasis.*

osteocomma (os"te-o-kom'ah) [Gr. *ὀστέον* bone + *κόμμα* fragment]. Any one of the pieces or members of a series of bony structures, as a vertebra.

osteocope (os'te-o-kōp) [Gr. *ὀστέον* bone + *κόπος* pain]. A severe pain in a bone or in the bones: generally a symptom of syphilitic bone disease.

osteocopic (os"te-o-kop'ik). Of the nature of an osteocope.

osteocranium (os"te-o-kra'ne-um) [Gr. *ὀστέον* bone + *κρανίον* cranium]. The fetal cranium after its ossification.

osteocystoma (os"te-o-sis-to'mah) [Gr. *ὀστέον* bone + *cystoma*]. A cystic tumor in a bone.

osteodentin (os"te-o-den'tin) [Gr. *ὀστέον* bone + *dentin*]. Dentin that resembles bone.

osteodermia (os"te-o-der'me-ah) [Gr. *ὀστέον* bone + *δέρμα* skin]. A bony formation in the skin.

osteodiastasis (os"te-o-di-as'tas-is) [Gr. *ὀστέον* bone + *διάστασις* separation]. The separation of a bone or of two bones.

osteodynia (os"te-o-din'e-ah) [Gr. *ὀστέον* bone + *ὀδύνη* pain]. Pain in a bone.

osteodystrophia (os"te-o-dis-tro'phi-ah). Defective bone formation. **o. juveni'lis.** See under *osteitis fibrosa.*

osteo-encephaloma (os"te-o-en-sef-al-o'mah) [Gr. *ὀστέον* bone + *ἐγκέφαλος* brain + *-ωμα* tumor]. Encephaloid tumor of bone.

osteo-enchondroma (os"te-o-en-kon-dro'mah). Same as *osteochondroma.*

osteo-epiphysis (os"te-o-ep-if'is-is) [Gr. *ὀστέον* bone + *epiphysis*]. Any bony epiphysis.

osteofibroma (os"te-o-fi-bro'mah) [*osteoma* + *fibroma*]. A tumor containing both osseous and fibrous elements.

osteogen (os'te-o-jen) [Gr. *ὀστέον* bone + *γεννᾶν* to produce]. 1. The soft material from which bone is formed. 2. A proprietary syrup of iron and calcium phosphate.

osteogenesis, osteogeny (os"te-o-jen'es-is, os-te-oj'en-e) [Gr. *ὀστέον* bone + *γεννᾶν* to beget]. The development of the bones. **o. imperfec'ta**, a congenital disease marked by fragility of the bones, with resulting fractures, due to lack of formative power of the bony tissues.

osteogenic, osteogenetic (os"te-o-jen'ik, os"te-o-jen-et'ik) [Gr. *ὀστέον* bone + *γεννᾶν* to produce]. Pertaining to the development or growth of the bones.

osteogenous (os-te-oj'en-us). Osteogenic.

osteography (os-te-og'raf-e) [Gr. *ὀστέον* bone + *γράφειν* to write]. A description of the bones.

osteohalisteresis (os"te-o-hal-is-ter-e'sis) [Gr. *ὀστέον* bone + *ἅλς* salt + *στερεῖν* to deprive]. Loss or deficiency of the mineral elements of bones.

osteohemachromatosis (os"te-o-hem"ah-kro-mat-o'sis) [Gr. *ὀστέον* bone + *αἷμα* blood + *χρῶμα* color]. A disease of animals marked by discoloration of the bone by blood-pigment.

osteoid (os'te-oid) [Gr. *ὀστέον* bone + *εἶδος* form]. Resembling bone.

osteolipochondroma (os"te-o-li-po-kon-dro'mah). Chondroma with bony and fatty elements.

osteology (os-te-ol'o-je) [Gr. *ὀστέον* bone + *λόγος* treatise]. The sum of what is known regarding the bones; the study of the bones.

osteolysis (os-te-ol'is-is) [Gr. *ὀστέον* bone + *λύσις* solution]. Decay, absorption, or soft necrosis of bone.

osteolytic (os"te-o-lit'ik). Relating to or affected with osteolysis.

osteoma (os-te-o'mah), pl. *osteo'mata.* A bony tumor; a hard tumor of bone-like structure developing on a bone (*homoplastic o.*) and sometimes on other structures (*heteroplastic o.*). **cavalryman's o.**, osteoma at the insertion of the adductor femoris longus. **o. denta'le**, a dental exostosis. **o. du'rum, o. ebur'neum**, a tumor made up of hard bony tissue. **o. medulla're**, an osteoma containing marrow-spaces. **o. sarcomato'sum**, osteosarcoma. **o. spongio'sum**, osteoma containing cancellated bone.

osteomalacia (os"te-o-mal-a'se-ah) [Gr. *ὀστέον* bone + *μαλακία* softness]. Softening of the bones; mollities ossium, or malacosteon: a disease marked by increasing softness of the bones, so that they become flexible and brittle. It is attended with rheumatic pains; the patient becomes weak, and finally dies from exhaustion. It occurs chiefly in adults.

osteomalacic (os"te-o-mal-a'sik) [Gr. *ὀστέον* bone + *μαλακία* softness]. Pertaining to or of the nature of osteomalacia.

osteomalacosis (os"te-o-mal-ak-o'sis). Same as *osteomalacia.*

osteomatoid (os-te-o'ma-toid). Resembling an osteoma.

osteomere (os'te-o-mēr) [Gr. *ὀστέον* bone + *μέρος* part]. One of a series of similar bony structures, such as the vertebræ.

osteomyelitis (os"te-o-mi-el-i'tis) [Gr. *ὀστέον* bone + *μυελός* marow]. Inflammation of the bone-marrow, or of the bone and marrow; inflammation of the medullary cavity of a bone. It may be either acute or chronic. The *acute* form, which is usually a septic condition, is marked by fever, chills, and depression, and is attended with suppuration of the medullary cavity, with extension to the neighboring parts and the development of pyemic abscesses. The *chronic* form occurs after injury, or from rheumatism, syphilis, or tuberculosis. It results in rarefaction, condensation, or abscess of the bone. **Garré's o.**, sclerosing, non-suppurative osteomyelitis. **hunger o.**, a condition with symptoms resembling those of the early stages of osteomalacia, occurring among those who have suffered from food deprivation. **malignant o.**, myelomatosis. **o. variolo'sa**, osteomyelitis due to, or occurring as a complication of, smallpox.

osteoncus (os-te-ong'kus) [Gr. *ὀστέον* bone + *ὄγκος* mass]. Tumor of a bone.

osteonecrosis (os"te-o-nek-ro'sis) [Gr. *ὀστέον* bone + *νεκρώσις* death]. Death, or necrosis, of bone.

osteoneuralgia (os"te-o-nu-ral'je-ah) [Gr. *ὀστέον* bone + *νεῦρον* nerve + *ἄλγος* pain]. Neuralgia of a bone.

osteopath (os'te-o-path). A practitioner of or a believer in osteopathy.

osteopathic (os-te-o-path'ik). Pertaining to osteopathy.

osteopathy (os-te-op'ath-e) [Gr. *ὀστέον* bone + *πάθος* disease]. 1. Any disease of a bone. 2. A system of medicine in which diseases are treated by manipulating the bones and by other manual manipulations intended to restore the deranged mechanism of the body. The official definition of osteopathy adopted by the American Osteopathic Association is: "That system of the healing art which places the chief emphasis on the structural integrity of the body mechanism, as being the most important single factor to maintain the well-being of the organism in health and disease." **disseminated condensing o.** See *osteosclerosis fragilis generalisata*

osteopedion (os"te-o-pe'de-on) [Gr. *ὀστέον* bone + *παιδίον* child]. Same as *lithopedion*.

osteoperiosteal (os"te-o-per-e-os'te-al). Pertaining to bone and its periosteum.

osteoperiostitis (os"te-o-per-e-os-ti'tis) [*osteitis* + *periostitis*]. Inflammation of a bone and its periosteum.

osteophage (os'te-o-fāj) [Gr. *ὀστέον* bone + *φαγεῖν* to eat]. Same as *osteoclast*.

osteophagia (os"te-o-fa'je-ah) [Gr. *ὀστέον* bone + *φαγεῖν* to eat]. The eating of bone due to a craving for phosphorus.

osteophlebitis (os"te-o-fle-bi'tis) [Gr. *ὀστέον* bone + *φλέψ* vein + *-ιτις* inflammation]. Inflammation of the veins of a bone.

osteophone (os'te-o-fōn) [Gr. *ὀστέον* bone + *φωνή* voice]. Same as *audiphone*.

osteophony (os-te-of'o-ne) [Gr. *ὀστέον* bone + *φωνή* voice]. The conduction of sounds by bone; bone-conduction.

osteophore (os'te-o-fōr) [Gr. *ὀστέον* bone + *φέρειν* to carry]. A bone-crushing forceps.

osteophyma (os"te-o-fi'mah) [Gr. *ὀστέον* bone + *φῦμα* growth]. A tumor or outgrowth of a bone.

osteophyte (os'te-o-fīt) [Gr. *ὀστέον* bone + *φυτόν* plant]. A bony excrescence or osseous outgrowth.

osteoplaque (os'te-o-plak). A layer of bone.

osteoplast (os'te-o-plast) [Gr. *ὀστέον* bone + *πλαστός* formed]. Same as *osteoblast*.

osteoplastic (os"te-o-plas'tik). 1. Osteogenic. 2. Pertaining to osteoplasty.

osteoplasty (os'te-o-plas-te) [Gr. *ὀστέον* bone + *πλάσσειν* to form]. Plastic surgery of the bones.

osteopoikilosis (os"te-o-poi-kil-o'sis) [Gr. *ὀστέον* bone + *ποικίλος* mottled]. See *osteosclerosis fragilis generalisata*.

osteoporosis (os"te-o-po-ro'sis) [Gr. *ὀστέον* bone + *πόρος* passage]. Abnormal porousness or rarefaction of bone by the enlargement of its canals or the formation of abnormal spaces.

osteoporotic (os"te-o-po-rot'ik). Relating to osteoporosis.

osteopsathyrosis (os"te-op-sath-ir-o'sis) [Gr. *ὀστέον* bone + *ψαθυρός* friable]. Fragility of the bones; fragilitas ossium.

osteorrhaphy (os-te-or'ah-fe) [Gr. *ὀστέον* bone + *ῥαφή* suture]. The suturing or wiring of bones.

osteosarcoma (os"te-o-sar-ko'mah) [Gr. *ὀστέον* bone + *sarcoma*]. A sarcoma of bone, or a sarcoma containing osseous tissue.

osteosarcomatous (os"te-o-sar-ko'mat-us). Of the nature of osteosarcoma.

osteosclerosis (os"te-o-skle-ro'sis) [Gr. *ὀστέον* bone + *σκλήρωσις* hardening]. The hardening or abnormal denseness of bone. **o. congen'ita**, achondroplasia. **o. frag'ilis generalisa'ta**, excessive calcification of the whole skeleton, characterized by a marble-like appearance of the bones in the roentgenogram. Called also *Albers-Schönberg disease*, *osteitis condensans generalisata*, and *osteopoikilosis*.

osteoscope (os'te-o-skōp) [Gr. *ὀστέον* bone + *σκοπεῖν* to view]. An instrument for testing an *x*-ray apparatus by examining a standard preparation of the bones of the forearm.

osteoseptum (os"te-o-sep'tum) [Gr. *ὀστέον* bone + *septum*]. The bony part of the nasal septum.

osteosis (os-te-o'sis). The formation of bony tissue, especially the infiltration of connective tissue with bone.

osteospongioma (os"te-o-spon-je-o'mah) [Gr. *ὀστέον* bone + *σπόγγος* sponge + *-ωμα* tumor]. A spongy tumor of bone.

osteosteatoma (os"te-o-ste-at-o'mah) [Gr. *ὀστέον* bone + *στεάτωμα* sebaceous tumor]. A suet-like tumor with bony elements.

osteostixis (os"te-o-stik'sis) [Gr. *ὀστέον* bone + *στῖξις* puncture]. Surgical puncture of a bone.

osteosuture (os'te-o-sūt-ūr) [Gr. *ὀστέον* bone + L. *sutu'ra* suture]. Same as *osteorrhaphy*.

osteosynovitis (os"te-o-si-no-vi'tis). Synovitis together with osteitis of the neighboring bones.

osteosynthesis (os"te-o-sin'the-sis) [Gr. *ὀστέον* bone + *σύνθησις* a putting together]. Operative fastening of the ends of a fractured bone by sutures, rings, plates, or other mechanical means.

osteotabes (os-te-o-ta'bēz) [Gr. *ὀστέον* bone + L. *ta'bes* wasting]. A disease, chiefly of infants, in which the cells of the bone-marrow are destroyed and the marrow disappears.

osteotelangiectasia (os"te-o-tel-an-je-ek-ta'se-ah) [Gr. *ὀστέον* bone + *telangiectasia*]. A sarcoma of bone containing dilated capillaries.

osteothrombosis (os"te-o-throm-bo'sis) [Gr. *ὀστέον* bone + *thrombosis*]. Thrombosis of the veins of a bone.

osteotome (os'te-o-tōm) [Gr. *ὀστέον* bone + *τέμνειν* to cut]. A knife or chisel for cutting bone.



Osteotome (DaCosta).

osteotomoclasia (os"te-o-to-mo-kla'se-ah). Osteotomoclasis.

osteotomoclasis (os"te-o-to-mok'la-sis) [Gr. *ὀστέον* bone + *τόμος* section + *κλάσις* breaking]. Correction of curvature of bone by partial division with the osteotome, followed by forcible fracture.

osteotomy (os-te-ot'o-me) [Gr. *ὀστέον* bone + *τέμνειν* to cut]. The surgical cutting of a bone.

cuneiform o., the removal of a wedge of bone. **hinge o.**, curvilinear cutting of a bone. **linear o.**, the sawing or linear cutting of a bone. **Macewen's o.**, supracondylar cuneiform section of the femur for genu valgum. **subtrochanteric o.**, Gant's operation. See under *operation*. **transtrochanteric o.**, division of the femur through the lesser trochanter for deformity about the hip-joint.

osteotribe, osteotrite (os'te-o-trīb, os'te-o-trīt) [Gr. *ὀστέον* bone + *τρίβειν* to rub]. An instrument for rasping carious bone.

osteotrophy (os-te-ot'ro-fe) [Gr. *ὀστέον* bone + *τροφή* nutrition]. Nutrition of bone.

osteotylus (os-te-ot'il-us) [Gr. *ὀστέον* bone + *τύλος* callus]. The callus inclosing the end of a broken bone.

osteotympanic (os''te-o-tim-pan'ik). Same as *craniotympanic*.

osthexia, osthexy (os-thek'se-ah, os'thek-se) [Gr. *ὀστέον* bone + *ἕξις* condition]. Abnormal ossification.

ostia (os'te-ah). Plural of *ostium*.

ostial, ostiary (os'te-al, os'te-a-re) [L. *ostia'rius* pertaining to a door]. Pertaining to an orifice.

ostitis (os-ti'tis). Same as *osteitis*.

ostium (os'te-um) pl. *os'tia* [L.]. A mouth or orifice. **o. abdomina'le, o. abdomina'le tu'bæ uteri'næ** [B N A], the fimbriated end of an oviduct. **o. arterio'sum** [B N A], the auriculoventricular opening. **o. atrioventricula're.** Same as *o. veno'sum*. **o. inter'num**, the uterine end of an oviduct. **o. pharyn'geum tu'bæ auditi'væ** [B N A], the nasopharyngeal end of a eustachian tube **o. tympan'icum**, the tympanic orifice of a eustachian tube. **o. tympan'icum tu'bæ auditi'væ** [B N A], the tympanic opening of the eustachian tube. **o. uteri'num tu'bæ uterin'æ** [B N A], the uterine opening of the fallopian tube. **o. vagi'næ**, the external orifice of the vagina. **o. veno'sum** [B N A], the venous orifice of the ventricles of the heart.

ostosis (os-to'sis). Osteogenesis.

ostreotoxismus (os''tre-o-toks-iz'mus) [Gr. *ὄστρεον* oyster + *τοξικόν* poisoning]. Poisoning that follows the eating of diseased or unwholesome oysters.

Ostrya (os'tre-ah) [L.; Gr. *ὀστρύα* hornbeam]. A genus of cupuliferous trees. *O. virgin'ica*, the leverwood of North America, is used in homeopathic practice.

Oswaldocruzia (oz-wal-do-kru'ze-ah). A genus of trichostrongyline parasites inhabiting the lungs and intestines of reptiles and batrachians.

OT. An abbreviation for old term in anatomy as distinguished from the B N A term.

otacoustic (o-tah-koo'stik) [Gr. *ὠτακουστεῖν* to listen]. Assisting the hearing.

otalgia (o-tal'je-ah) [Gr. *ὠταλγία*]. Pain in the ear; earache. **geniculate o.**, geniculate neuralgia. See under *neuralgia*. **o. intermit'tens**, otalgia of an intermittent type. **reflex o.**, otalgia dependent upon some lesion of the buccal cavity or nasopharynx. **secondary o.**, otalgia dependent on inflammation of the geniculate ganglion. **tabetic o.**, otalgia in tabes dorsalis due to degeneration of the nerve of Wrisberg.

otalgic (o-tal'jik). Pertaining to earache; also an earache remedy.

Otani's test (o-tah'nēz) [Morisuke *Otani*, contemporary Japanese physician]. See under *tests*.

otaphone (o'taf-ōn). Same as *otophone*.

otectomy (o-tek'to-me) [Gr. *οὖς* ear + *ἐκτομή* excision]. Excision of tissues of the internal and middle ear.

othelcosis (o-thel-ko'sis) [Gr. *οὖς* ear + *ἕλκωσις* ulceration]. Suppuration of the ear.

othematoma (o''them-at-o'mah) [Gr. *οὖς* ear + *hematoma*]. Same as *hæmatoma auris*.

othemorrhea (o''them-o-re'ah) [Gr. *οὖς* ear + *αἷμα* blood + *ῥοία* flow]. Hemorrhage from the ear.

othenometer (o-then-om'et-er). An instrument for measuring the variations of the nervous force.

othygroma (oth-i-gro'mah) [Gr. *οὖς* ear + *hygroma*]. A condition in which the lobe of the ear is distended with fluid.

otiatric (o-te-at'rik). Pertaining to the treatment of ear diseases.

otiatrics (o-te-at'riks) [Gr. *οὖς* ear + *ἰατρικός* healing]. The therapeutics of ear diseases.

otiatry (o-ti'at-re). Otiatrics.

otic (o'tik) [Gr. *ὠτικός*]. Pertaining to the ear; aural.

oticodinia (o''tik-o-din'e-ah) [Gr. *ὠτικός* aural + *δίνη* whirl]. Vertigo from ear disease.

otiobiosis (o''te-o-bi-o'sis). Any disease caused by *Otiobius* (*Ornithodorus*); especially the presence in the ear of the *O. megnini*.

Otiobius (o-te-o'be-us). Same as *Ornithodorus*.

otitic (o-tit'ik). Pertaining to otitis.

otitis (o-ti'tis) [Gr. *οὖς* ear + *-ιτις* inflammation]. Inflammation of the ear. It is distinguished as *o. exter'na, inter'na*, or *me'dia*, according as it affects the external, internal, or middle ear. The disease is marked by pain, fever, abnormalities of hearing, deafness, tinnitus, and vertigo. **o. croupo'sa**, that which is associated with the formation of a fibrinous membrane. **o. desquamati'va**, external or medial otitis in which there are overdevelopment and desquamation of the cutaneous or mucous epithelium **o. diphtherit'ica.** Same as *o. croupo'sa*. **o. exter'na**, inflammation of the external ear. **o. exter'na circumscrip'ta**, that which affects a limited area or areas. **o. exter'na diffu'sa**, that which affects the greater part of the meatus. **o. exter'na furunculo'sa.** See *furuncular o.* **furuncular o.**, the formation of furuncles in the external meatus **o. hæmorrha'gica**, that which is caused by or attended with hemorrhage **o. inter'na**, inflammation of the internal ear: it may be due to syphilis, diphtheria, scarlatina, or to various other causes **o. labyrinth'ica** affects chiefly the labyrinth **o. mastoi'dea**, otitis which involves the mastoid spaces. **o. me'dia**, inflammation of the middle ear **o. me'dia catarrha'lis acu'ta**, an acute catarrhal form. **o. me'dia catarrha'lis chron'ica**, a chronic catarrhal form of several subvarieties **o. me'dia purulen'ta acu'ta**, an acute suppurative form affecting the middle ear. **o. me'dia purulen'ta chron'ica**, otorrhea. **o. me'dia sclerot'ica**, dry catarrh of the middle ear **o. me'dia sero'sa**, one marked by a copious serous exudation. **o. me'dia suppurati'va**, suppurative inflammation of the middle ear **mucosis o., mucosus o.**, otitis media caused by *Streptococcus mucosus*. **o. mycot'ica, o. parasit'ica**, that which is due to parasitic fungi **o. sclerot'ica**, that which is marked by hardening of the ear structures.

oto-acariasis (o''to-ak-ar-i'as-is) [Gr. *οὖς* ear + *acariasis*]. Infection of the ears of cats, dogs, and domestic rabbits with the mite *Otodectes*. Called also *parasitic otitis*.

oto-antritis (o''to-an-tri'tis). Otitis involving the attic of the tympanum and the mastoid antrum.

otobiosis (o''te-bi-o'sis). See *otiobiosis*.

Otobius (o-to'be-us). Same as *Ornithodorus*.

otoblennorrhea (o''to-blen-o-re'ah) [Gr. *οὖς* ear + *βλέννα* mucus + *ῥοία* flow]. Mucous discharge from the ear.

otocariasis (o''to-kar-i'as-is). See *oto-acariasis*.

otocephalus (o-to-sef'al-us) [Gr. *οὖς* ear + *κεφαλή* head]. A monster-fetus lacking the lower jaw and having ears united below the face.

otocerebritis (o''to-ser-e-bri'tis) [Gr. *οὖς* ear + *cerebritis*]. Inflammation of the brain dependent upon disease of the middle ear.

otocleisis (o-to-kli'sis) [Gr. *οὖς* ear + *κλεῖσις* closure]. Closure of the auditory passages.

otoconia (o-to-ko'ne-ah) [Gr. *οὖς* ear + *κόνις* dust]. 1. A dust-like substance made up of otoliths. 2. Plural of *otoconium*.

otoconite (o-tok'o-nīt). Same as *otoconium*.

otoconium (o-to-ko'ne-um), pl. *otoco'nia* [Gr. *οὖς* ear + *κόνις* dust]. An otolith.

otocrane, otocranium (o'to-krān, o-to-kra'ne-um) [Gr. *οὖς* ear + *κρανίον* skull]. 1. The chamber in the petrous bone that lodges the internal ear. 2. The petromastoid; the auditory portion of the cranium.

otocranial (o-to-kra'ne-al). Pertaining to the otocranium

otocyst (o'to-sist) [Gr. *οὖς* ear + *κύστις* bladder]. 1. The auditory vesicle of the embryo. See under *vesicle*. 2. The auditory sac of some of the lower animals.

Otodectes (o-to-dek'tēz). A genus of mites. See *oto-acariasis*.

otodynia (o-to-din'e-ah) [Gr. *οὖς* ear + *ὀδύνη* pain]. Pain in the ear; earache.

oto-encephalitis (o"to-en-sef-al-i'tis) [Gr. *οὖς* ear + *encephalitis*] Inflammation of the brain due to an extension from an inflamed middle ear.

otoganglion (o-to-gang'le-on) [Gr. *οὖς* ear + *γάγγλιον* ganglion]. The otic ganglion; Arnold's ganglion.

otogenic (o-to-jen'ik). Same as *otogenous*.

otogenous (o-toj'en-us) [Gr *οὖς* ear + *γεννᾶν* to produce] Originating within the ear.

otography (o-tog'raf-e) [Gr. *οὖς* ear + *γράφειν* to write] A description of the ear.

otohemineurasthenia (o"to-hem-e-nu-ras-the'ne-ah) [Gr. *οὖς* ear + *ἡμι-* half + *neurasthenia*]. Nervous defect of hearing in one ear.

otolaryngology (o"to-lar-in-gol'o-je). Otology and laryngology considered as a single specialty.

otolite (o'to-līt). Otolith.

otolith (o'to-lith) [Gr. *οὖς* ear + *λίθος* stone]. An ear-stone; one of the small calcareous masses within the membranous vestibule, near the terminations of the auditory nerve

otologic (o-to-loj'ik). Pertaining to otology.

otologist (o-tol'o-jist). A physician versed in otology.

otology (o-tol'o-je) [Gr. *οὖς* ear + *λόγος* discourse]. The sum of what is known regarding the ear.

otomassage (o"to-ma-sahzh') [Gr. *οὖς* ear + *μάσσειν* to knead]. The massage of the tympanic cavity and ossicles.

otomucormycosis (o"to-mu-kor-mi-ko'sis) Mucormycosis affecting the ear.

otomyasthenia (o"to-mi-as-the'ne-ah) [Gr. *οὖς* ear + *μῦς* muscle + *ἀσθένεια* weakness]. A debilitated state of the ear muscles, interfering with the normal selection and amplification of sounds.

Otomyces (o-tom'is-ēz) [Gr. *οὖς* ear + *μύκης* fungus]. A genus of fungi which infest the ear. **O. hage'ni,** and **O. purpu'reus** have been found in the human ear.

otomycosis (o"to-mi-ko'sis) [Gr. *οὖς* ear + *μύκης* fungus]. Any disease of the ear caused by the presence of fungi in the meatus. **o. aspergilli'na,** any ear disease caused by the presence of an aspergillus. See *myringomycosis*.

otonecrectomy, otonecronectomy (o"to-nek-rek'to-me, o"to-nek-ron-ek'to-me) [Gr. *οὖς* ear + *necrectomy*]. The surgical removal of necrosed structures from the ear.

otoneuralgia (o"to-nu-ral'je-ah) [Gr. *οὖς* ear + *neuralgia*]. Neuralgic pain in the ear.

otoneurasthenia (o"to-nu-ras-the'ne-ah) [Gr. *οὖς* ear + *neurasthenia*]. Neurasthenia due to ear disease.

otoneurology (o"to-nu-rol'o-je). Same as *neurotology*.

otopathy (o-top'ath-e) [Gr. *οὖς* ear + *πάθος* suffering]. Any disease of the ear.

otopharyngeal (o"to-far-in'je-al). Pertaining to the ear and pharynx.

otophone (o'to-fōn) [Gr. *οὖς* ear + *φωνή* sound]. 1. An ear trumpet or other external appliance to aid the hearing. 2. A tube used in the auscultation of the ear.

otopiesis (o-to-pi'e-sis) [Gr. *οὖς* ear + *πίεσις* pressing]. 1. The sinking in or depression of the membrana tympani. 2. Pressure upon the labyrinth, producing deafness.

otoplasty (o'to-plas-te) [Gr. *οὖς* ear + *πλάσσειν* to form]. Plastic surgery of the ear, the surgical correction of ear deformities and defects.

otopolypus (o-to-pol'ip-us) [Gr *οὖς* ear + *polypus*]. A polypus of the ear.

otopyorrhea (o"to-pi-or-e'ah) [Gr. *οὖς* ear + *πύον* pus + *ῥεῖν* to flow]. A copious purulent discharge from the ear.

otopyosis (o"to-pi-o'sis) [Gr. *οὖς* ear + *πύωσις* suppuration]. A suppurative disease of the ear.

otor (o'tor) [Gr. *οὖς* ear]. Pertaining to the ear; aural.

otorhinolaryngology (o"to-ri"no-lar-in-gol'o-je) [Gr. *οὖς* ear + *ῥίς* nose + *λάρυγξ* larynx + *λόγος* discourse]. The sum of knowledge regarding the ear, nose, and larynx and their diseases.

otorrhagia (o-tor-a'je-ah) [Gr. *οὖς* ear + *ῥηγνύναι* to burst forth]. Hemorrhage from the ear.

otorrhea, otorrhœa (o-to-re'ah) [Gr. *οὖς* ear + *ῥεῖν* to flow]. A discharge from the ear, especially a purulent one.

otosalpinx (o-to-sal'pinks) [Gr. *οὖς* ear + *σάλπιγξ* trumpet] The eustachian tube.

otosclerectomy (o"to-skle-rek'to-me). Otoscleronectomy.

otoscleronectomy (o"to-skle-ro-nek'to-me) [Gr. *οὖς* ear + *σκληρός* hard + *ἐκτομή* excision]. Excision of the ankylosed sound-conducting apparatus of the middle ear.

otosclerosis (o"to-skle-ro'sis) [Gr. *οὖς* ear + *σκληρός* hard]. The formation of spongy bone in the capsule of the labyrinth of the ear.

otoscope (o'to-skōp) [Gr. *οὖς* ear + *σκοπεῖν* to inspect]. An instrument for inspecting or for auscultating the ear. **Brunton's o.,** an otoscope lighted by means of a funnel attached to the side. **Siegle's o.,** an otoscope which gives a view of the drum-membrane when subjected to condensed or rarefied air. **Toynbee's o.,** a tube for insertion into the ear of the patient and of the observer for the purpose of auscultating the patient's ear during politzerization.

otoscopy (o-tos'ko-pe). Examination of the ear by means of the otoscope.

otosis (o-to'sis) [Gr. *οὖς* ear]. A mishearing; a false impression as to sounds uttered by others.

otosteal (o-tos'te-al) [Gr. *οὖς* ear + *ὀστέον* bone]. Pertaining to the ear bones.

otosteon (o-tos'te-on) [Gr. *οὖς* ear + *ὀστέον* bone]. 1. An otolith. 2. Any one of the auditory ossicles.

ototomy (o-tot'o-me) [Gr. *οὖς* ear + *τέμνειν* to cut]. The dissection or anatomy of the ear.

Ott's test (ots) [Isaac A. *Ott*, American physiologist, born 1847]. See *under tests*

oturia (o-tu're-ah) [Gr. *οὖς* ear + *οὖρον* urine]. A metastatic urinous discharge from the ear.

O. U. An abbreviation for L. *oculus uter'que*, each eye.

ouabain (wah-ba'in). A very poisonous glucosid, $C_{30}H_{46}O_{12}+9H_2O$, from ouabaio. It is a powerful local anesthetic and cardiac stimulant. Dose, $\frac{1}{1000}$–$\frac{1}{800}$ gr. (0.000066–0.000132 gm.).

ouabaio (wah-bah'yo). An African arrow-poison derived from the root of *Acokanthe'ra schim'peri*, an apocynaceous plant.

Oudin current, resonator (or-daa') [Paul *Oudin*, French electrotherapeutist and roentgenologist, 1851–1923]. See *current* and *resonator*.

oulectomy (oo-lek'to-me). Same as *ulectomy*.

oulitis (oo-li'tis). Same as *ulitis*.

oulonitis (oo-lo-ni'tis). Pulpitis.

ounce (owns) [L. *un'cia*]. A measure of weight. The ounce *avoirdupois* is one-sixteenth of a pound avoirdupois, or 437.5 grains (28.349 gm.); the *troy* ounce is one-twelfth of a pound troy, or 480 grains (31.103 gm.). See *weights and measures, table of*.

ourang-outang (o-ran'o-tang). One of the anthropoid apes, *Simia satyrus:* used for experimental purposes because susceptible to some diseases of man.

ourology, ouroscopy, etc. (oo-rol'o-je, oo-ros'ko-pe). See *urology, uroscopy,* etc.

Ouronparia (oo-ron-pa're-ah). See *catechu*.

outlay, epithelial. An epithelial inlay in which the edges of the wound are not completely approximated, permitting new epithelium to grow out around the wound margin. See *inlay, epithelial*.

outlet of the pelvis (owt'let). The inferior opening of the pelvis.

outlimb (owt'lim). The distal part or segment of an extremity.

outpatient (owt'pa-shent). A hospital patient not treated within the wards.

outpocketing (owt-pok'et-ing). Inclosure of a pedicle or other part within the edges of the external wound.

Ov. Abbreviation for L. *o'vum*, egg.

ova (o'vah). Latin plural of *ovum*, egg.

ovacoids (o'vak-oids). A proprietary preparation of ovarian hormones for sex dysfunction in the female.

ovadin (o'vad-in). A therapeutic preparation of the ovaries of cows and swine, containing traces of iodin.

ovagol (o'va-gol). A combination of bile acids with albumin: said to exert a cholagogue action in the intestine.

oval (o'val) [L. *ova'lis*]. 1. Egg-shaped. 2. Having the outline of the long section of an egg.

ovalbumin (o-val-bu'min) [L. *o'vum* egg + *albumin*]. An albumin obtainable from the whites of eggs.

ovaltine (o-val'tĭn). A proprietary food-preparation composed of malt extract, dried milk, eggs, and cocoa.

ovamammoid (o-vam-am'oid). A proprietary preparation of ovarian extract and mammary gland extract.

ovaraden (o-var'ad-en). A dry, therapeutic powder prepared from animal ovaries. Dose, 15–30 gr. (1–2 gm.): used in amenorrhea, chlorosis, and hysteria. **o. triferrin,** a combination of ovaraden with triferrin used in diseases of the female reproductive organs.

ovaradentriferrin (o-var-ad"en-tri-fer'in). A preparation of ovaraden and triferrin.

ovaralgia, ovarialgia (o-va-ral'je-ah, o"va-re-al'je-ah). Same as *oophoralgia*.

ovarian (o-va're-an). Pertaining to an ovary or to the ovaries.

ovariectomy (o"va-re-ek'to-me). Same as *oöphorectomy*.

ovarin (o'var-in). 1. The dried and powdered ovaries of cows. Daily dose, 15–75 gr. (1–5 gm.). 2. A sterilized therapeutic extract of the ovaries of swine.

ovariocele (o-va're-o-sēl) [L. *ova'rium* ovary + Gr. *κήλη* hernia]. Hernial protrusion of an ovary.

ovariocentesis (o-va"re-o-sen-te'sis) [L. *ova'rium* ovary + Gr. *κέντησις* puncture]. Surgical puncture of an ovary.

ovariocyesis (o-va"re-o-si-e'sis) [L. *ova'rium* ovary + Gr. *κύησις* pregnancy]. Ovarian pregnancy.

ovariodyneuria (o-va"re-o-dis-nu're-ah) [L. *ova'rium* ovary + Gr. *δυς-* ill + *νεῦρον* nerve]. Neuralgic pain in the ovary.

ovariohysterectomy (o-va"re-o-his-ter-ek'to-me). Same as *oophorohysterectomy*.

ovariolytic (o-va"re-o-lit'ik) [L. *ovary* + Gr. *λυτικός* dissolving]. Destroying ovarian cells or tissue.

ovariorrhexis (o-va"re-o-reks'is) [L. *ova'rium* ovary + Gr. *ῥῆξις* rupture]. Rupture of an ovary.

ovariosalpingectomy (o-va"re-o-sal-pin-jek'to-me). Surgical removal of an ovary and oviduct.

ovariosteresis (o-va"re-o-ste-re'sis) [L. *ova'rium* ovary + Gr. *στέρησις* loss]. The extirpation of an ovary.

ovariostomy (o"va-re-os'to-me). Same as *oöphorostomy*.

ovariotomist (o"va-re-ot'o-mist). A surgeon who practises ovariotomy.

ovariotomy (o"va-re-ot'o-me) [L. *ova'rium* ovary + Gr. *τομή* cut]. Surgical removal of an ovary (oöphorectomy); or, more commonly, the removal of an ovarian tumor. **abdominal o.,** ovariotomy performed through the abdominal wall. **normal o.,** the removal of a healthy ovary. **vaginal o.,** ovariotomy performed through the vagina.

ovaritis (o-va-ri'tis). Inflammation of an ovary.

ovarium (o-va're-um) [L.]. Ovary. **o. masculi'num,** the appendix of the testicle.

ovary (o'va-re) [L. *ova'rium*]. The female sexual gland in which the ova are formed It is a flat, oval body connected with the posterior surface of the broad ligament. It is lined by peritoneum, and is made up of a layer of fibrous tissue (*tunica albuginea*) inclosing a mass of vascular fibrous tissue which contains a number of graafian vesicles, each inclosing an ovum.

ovaserum (o-vah-se'rum). An antiserum found on immunizing with egg-albumin.

ovatherapy (o-vah-ther'ap-e). See *ovotherapy*.

overbite (o'ver-bīt). The overlapping of upper incisor teeth over the lower.

overcorrection (o"ver-kor-ek'shun). The use of too powerful lenses in correcting defect of vision.

overdetermination (o"ver-de-ter-min-a'shun). In psychanalysis, the assigning of too many meanings to the elements of a dream or symptom.

overextension (o"ver-eks-ten'shun). Extension beyond the normal limit.

overflow (o'ver-flo). The continuous escape of a fluid, as of the tears or the urine. **o. of the gall,** a popular name for jaundice.

overhang (o'ver-hang). A filling on the proximal surface of a tooth at the cervical margin making a protruding shoulder.

overreaching (o-ver-re'tshing). An error of gait in the horse, in which the toe of the hind hoof strikes the heel of the forefoot.

overriding (o-ver-ri'ding). The slipping of either part of a fractured bone past the other.

overstain (o'ver-stān). To stain a tissue excessively, so that certain elements may be properly stained when the excess of stain is washed out.

overstrain (o'ver-strān). An abnormal degree of fatigue brought about by activity. It is intermediate between fatigue and actual exhaustion.

overstress (o'ver-stres). Excessive activity resulting in overstrain.

overtone (o'ver-tōn). Any one of the tones into which a clang can be resolved other than the lowest or fundamental tone. **psychic o.,** the consciousness of a fringe or halo of associated relations which surrounds every image presented to the mind.

ovi albumen (o'vi al-bu'men). Latin for *white of egg;* the white of hens' eggs: used in pharmacy. **o. vitellum,** yolk of egg.

ovicapsule (o'vi-kap-sūl). The internal coat of a graafian follicle.

oviducal (o'vi-du-kal). Pertaining to the oviducts.

oviduct (o've-dukt) [L. *o'vum* egg + *duc'tus* duct]. The duct passing from either uterine cornu to the ovary, and serving to convey the ovum from the ovary to the uterus and spermatozoa to the ovary; a fallopian tube.

oviferous (o-vif'er-us) [L. *o'vum* egg + *fer're* to bear]. Producing ova.

ovification (o-vif-ik-a'shun) [L. *o'vum* egg + *fa'cere* to make]. The formation of the ovum in the ovary; ovulation.

oviform (o'vif-orm) [L. *o'vum* egg + *for'ma* shape]. Egg-shaped; ovoid.

ovigenesis (o-vij-en'es-is) [L. *o'vum* egg + Gr. γεννᾶν to produce]. Oögenesis.

ovigenetic, ovigenic, ovigenous (o''vij-en-et'-ik, o-vij-en'ik, o-vij'en-us). Producing ova.

ovigerm (o've-jerm) [L. *o'vum* egg + *ger'men* germ]. A cell which develops into an ovum.

ovigerous (o-vij'er-us) [L. *o'vum* egg + *ger'ere* to bear]. Producing or containing ova.

ovination (o-vin-a'shun) [L. *ovi'nus* of a sheep]. Inoculation with the virus of sheep-pox.

ovinia (o-vin'e-ah) [L. *o'vis* sheep]. A disease of sheep resembling and perhaps identical with smallpox; sheeppox.

oviparous (o-vip'ar-us) [L. *o'vum* egg + *par'ere* to produce]. Producing ova or eggs which are hatched outside the body, producing young from an egg.

oviposition (o''vi-po-zish'un) [L. *o'vum* egg + *po'nere* to place]. The act of laying eggs.

oviprotogen (o-vi-pro'to-jen). A proprietary food for infants and for the sick: said to be a preparation of albumin.

ovisac (o'vis-ak) [L. *o'vum* egg + *sac'cus* bag]. A graafian vesicle; the structure which holds an ovum while still within the ovary.

ovist (o'vist). One who believes that the undeveloped embryo exists preformed in the ovum. Cf. *animalculist.*

ovium (o've-um). The mature ovum.

ovi vitellus (o'vi vi-tel'lus). Latin for *yolk of egg:* used in pharmacy in preparing emulsions.

ovocenter (o'vo-sen-ter). The centrosome of the ovum during fertilization.

ovocyte (o'vo-sīt). Same as *oocyte.*

ovoferrin (o-vo-fer'in). A liquid preparation of a salt of organic iron. Dose, 2–4 fl.dr. (8–16 c.c.).

ovogal (o'vo-gal). A proprietary cholagogue remedy, being a combination of bile-acids with egg-albumin. Dose, 8–15 gr. (0.5–1 gm.).

ovogenesis (o-vo-jen'es-is). Same as *oögenesis.*

ovoglobulin (o-vo-glob'u-lin). The globulin of white of egg.

ovogonium (o-vo-go'ne-um). Same as *oögonium.*

ovoid (o'void) [*ovum* + Gr. εἶδος form]. A non-flagellated or female malarial microparasite.

ovol (o'vol). Purified and medicated mutton suet for cosmetic and lubricating purposes.

ovolecithin (o-vo-les'ith-in). A lecithin from eggs: used in tuberculosis, pancreatic diabetes, kidney diseases, etc.

ovolysin (o-vol'is-in) [L. *o'vum* egg + *lysin*]. A cytotoxin which acts on egg-cells.

ovolytic (o-vo-lit'ik). Splitting up egg-albumen.

ovomucin (o-vo-mu'sin). A glycoprotein from the white of egg.

ovomucoid (o-vo-mu'koid) [L. *o'vum* egg + *mucoid*]. A mucus-like principle derivable from egg-white.

ovoplasm (o'vo-plazm) [L. *o'vum* egg + *plasma*]. The substance or protoplasm of an unfecundated ovule.

Ovoplas'ma orienta'le. Same as *Leishmania tropica.*

ovoprecipitin (o''vo-pre-sip'it-in). A precipitin specific for the white of egg.

ovoprotogen (o-vo-pro'to-jen). Protogen.

ovoserum (o-vo-se'rum). The serum of an animal into which egg-albumin has been injected. This serum will precipitate the albumin from eggs of the same species as those from which the injection was made.

ovotherapy (o-vo-ther'ap-e). Therapeutic use of ovarian extract, especially extract from the corpus luteum.

ovovitellin (o-vo-vi-tel'in). The vitellin of egg-yolk.

ovoviviparous (o''vo-viv-ip'ar-us) [L. *o'vum* ovum + *vivip'arus* bringing forth alive]. Reproduction by eggs which are hatched within the body.

ov'ula Nabo'thi. See *Naboth's ovules,* under *ovule.*

ovular (o'vu-lar). Pertaining to an ovule or an ovum.

ovulase (o'vu-lās). An enzyme thought to be present in living eggs and to stimulate karyokinesis.

ovulation (o-vu-la'shun). The formation and discharge of an unimpregnated ovum from the ovary.

ovule (o'vūl) [L. *ov'ulum*]. 1. The ovum within the graafian vesicle. 2. Any small, egg-like structure. **o. of de Graaf,** a graafian vesicle. **Naboth's o's,** glandules or follicles within the os uteri and cervical canal, often distended with mucus. **primitive o., primordial o.,** a rudimentary ovum within the ovary.

ovulin (ov'u-lin). An internal secretion of the ovary.

ovulogenous (o-vu-loj'en-us). Producing or developing from an ovule or ovum.

ovum (o'vum) [Latin for *egg*]. 1. An egg. 2. The female reproductive cell which, after fertilization, develops into a new member of the same species (von Baer, 1827). The human ovum is a round cell about $\frac{1}{120}$ inch in diameter. It consists of protoplasm (*vitellus,* or *yolk*) inclosed by a cell wall, which consists of two layers, an inner one (*zona pellucida, zona radiata*) and an outer, thin one (*vitelline membrane*). There is a large nucleus (*germinal vesicle*), within which is a nucleolus (*germinal spot*). **alecithal o.,** one which has



Ovum of monkey (Prentiss).

very little or no food-yolk. **apoplectic o.,** one which is the seat of an extravasation of blood. **blighted o.,** one in which development becomes arrested after impregnation. **centrolecithal o.,** one in which the formative yolk is arranged in a regular manner around the entire ovum. **holoblastic o.,** one in which the food-yolk is scanty and is blended with the formative yolk. **lecithal o.** Same as *meroblastic o.* **male o.,** a cell-form seen in the diverticula of the seminiferous tubules: supposed to be an imperfect spermatozoön. **Mall's o.,** an impregnated ovum about thirteen days old; also one twenty-six days old. **meroblastic o.,** one with a large and

nearly inactive food-yolk. **permanent o.**, a complete ovum ready for fertilization. **Peters' o.**, an ovum which was obtained five or six days after impregnation. **primitive o.**, **primordial o.**, any egg-cell which eventually becomes an ovule within the graafian vesicle. **telolecithal o.**, one in which the food-yolk and formative yolk form each a hemisphere.

Ox. Abbreviation for *oxymel.*

oxacid (oks'as-id). Any acid that contains oxygen.

oxalate (oks'al-āt) [L. *ox'alas*]. Any salt of oxalic acid.

oxalemia, oxalæmia (ok-sal-e'me-ah) [*oxalate* + Gr. *αἷμα* blood]. The presence of an excess of oxalates in the blood.

oxalethylin (oks-al-eth'il-in). A poisonous aromatic liquid, $C_6H_{10}N_2$: a heart stimulant.

oxalic acid (oks-al'ik). See *acid.*

oxalism (oks'al-izm). Poisoning by oxalic acid or an oxalate.

oxaluria (oks-al-u're-ah) [L. *ox'alas* oxalate + *uri'na* urine]. The presence of an excessive amount of oxalic acid or of oxalates in the urine.

oxaluric acid (oks-al-u'rik). An acid derivable from uric acid.

oxalyl (ok'sal-il). The divalent group, $(C\ O)_2$, from oxalic acid by the loss of two hydroxyl groups.

oxalylurea (oks"al-il-u're-ah). Parabanic acid, $(CO.NH)_2CO$, obtainable from uric acid by oxidation; oxalyluveid.

oxamid (oks-am'id). The diamid of oxalic acid, $NH_2\ CO.CO.NH_2$. It will give the biuret reaction.

oxaphor (oks'af-or). A 50 per cent. solution of oxycamphor.

ox-bot (oks'bot). The insect, *Hypoder'ma linea'ris*, whose larvæ infest horned cattle.

oxid (oks'id) [L. *ox'idum*]. Any compound of oxygen with an element or radical.

oxidase (oks'id-ās). See *oxydase.*

oxidation (oks-id-a'shun). The act of oxidizing or state of being oxidized. Chemically it consists in the increase of positive charges on an atom or the loss of negative charges.

oxidize (oks'id-īz). To combine or cause to combine with oxygen. See *oxidation.*

oxidosis (oks-id-o'sis). Same as *acidosis.*

oxim, oxime (oks'im). Any one of a series of compounds formed by the action of hydroxylamin upon an aldehyd or a ketone.

oxin (oks'in). A proprietary saccharated beef-extract.

oxol (oks'ol). Any member of the series of bodies to which menthoxol, camphoxol, and naphtoxol belong.

oxone (oks'ōn). A proprietary hydrogen dioxid preparation.

oxonemia (oks-o-ne'me-ah) [*oxone* acetone]. Acetonemia.

oxonium (oks-o'ne-um). Containing tetravalent basic oxygen.

oxonuria (oks-o-nu're-ah). Acetonuria.

oxozone (ox'o-zōn). A hypothetic allotropic form of oxygen, O_4, supposed to be present in ozone.

oxpara (oks'par-ah). A proprietary preparation for treating putrescent teeth.

ox-warble. Same as *ox-bot.*

oxy- [Gr. *ὀξύς* keen]. A prefix meaning sharp, quick, or sour; also denoting the presence of oxygen in a compound

oxyacanthin (oks"e-ak-an'thin). An alkaloid, $C_{18}H_{19}NO_3$, from berberis. It causes cerebrospinal paralysis. Called also *berbin.*

oxyacid (oks'e-as-id). Same as *oxacid.*

oxyacoa, oxyacoia, oxyakoia (oks"e-ak-o'ah, oks"e-ak-oi'ah). Same as *oxyecoia.*

oxyblepsia (oks-e-blep'se-ah) [Gr. *ὀξύς* sharp + *βλεψ* vision]. Unusual acuity of vision.

oxyburserasin (oks-e-bur-ser-az'in). A volatile substance from the resin of myrrh, claimed to be useful in internal wounded surfaces, tuberculous lesions, etc. It is injected and is said to unite with the blood to form a protective membrane.

oxybutyria (oks"e-bu-tir'e-ah) [*oxybutyric acid* + Gr. *οὖρον* urine]. The presence of oxybutyric acid in urine.

oxybutyric acid (oks"e-bu-tir'ik). See *acid.*

oxybutyricacidemia (oks"e-bu-tir-ik-as-id-e'me-ah). Same as *oxybutyria.*

oxycamphor (oks-e-kam'for). A colorless, crystalline powder, $C_8H_{14}.CHOH.CO$, obtained by the oxidation of camphor. It is used in dyspnea to allay respiratory irritability. Dose, 4 gr. (0.26 gm.).

oxycannabin (oks-e-kan'ab-in). A derivative of cannabinol, $C_{11}H_{11}NO_4$: nearly inactive.

oxycanthin (oks-e-kan'thin). A white alkaloid, $C_{19}H_{21}NO_3$, from the root of *Ber'beris vulga'ris*, the barberry: said to paralyze and irritate the brain and spinal cord.

oxycephalia, oxycephaly (oks"e-sef-a'le-ah, oks-e-sef'al-e) [Gr. *ὀξύς* sharp + *κεφαλή* head]. The

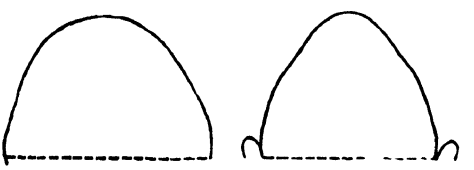

Oxycephalia (Church and Peterson).

possession of an unusually high vertical index. Called also *hypsicephaly, turricephaly, steeple head,* and *tower head.*

oxycephalic (oks"e-sef-al'ik). Having a steeple-shaped head.

oxycephalous (oks-e-sef'al-us) [Gr. *ὀξύς* sharp + *κεφαλή* head]. Having a high vertical index.

oxychinolin (oks-e-kin'o-lin) A disinfecting principle developed in wounds on the application of chinosol.

oxychlorid (oks-e-klo'rid). A metallic chlorid containing oxygen.

oxychlorin (oks-e-klo'rin). A yellowish powder, soluble in water, being the tetraborate of sodium and potassium with oxychlorid of boron: used as a wound dressing.

oxycholesterin (oks-e-ko-les'ter-in). An oxidized form of cholesterol, $C_{26}H_{46}O$, found in wool fat.

oxycholin (oks-e-ko'lin). Muscarin.

oxychromatic (oks"e-kro-mat'ik) [Gr. *ὀξύς* sour + *χρῶμα* color]. Staining with acid dyes; acidophile.

oxychromatin (oks-e-kro'mat-in) [Gr. *ὀξύς* sour + *chromatin*]. That part of the chromatin that stains with acid anilin dyes; called also *lanthanin.*

oxycinesia (oks"e-sin-e'ze-ah) [Gr *ὀξύς* sour + *κίνησις* movement]. Pain on motion.

oxydase (oks'id-ās). Any enzyme that produces oxidation; any one of a group of enzymes which cause oxidation processes. **direct o.**, an oxydase which causes the direct transference of oxygen from the air. **indirect o.**, an oxydase which acts only along with a peroxid. **primary o.** Same as *direct o.*

oxydasic (oks-id-a'sik). Of or relating to an oxydase.

oxydasis (oks-id-a'sis). The oxidizing action produced by oxydase.

oxydendron (oks-e-den'dron) [Gr. *ὀξύς* sour + *δένδρον* tree] A homeopathic remedy prepared from the leaves of *Oxyden'drum arbo'reum*, an ericaceous tree of North America.

oxydesis (oks-e-de'sis) [Gr. ὀξύς sour + δέσις binding]. The acid binding power, especially of the blood. In the latter it represents the greatest amount of HCl (N/100) that can be added to oxalated blood without clumping the erythrocytes.

oxydetic (oks-id-et'ik). Pertaining to the acid binding power.

oxydimorphin (ok-se-di-mor'fin). Dehydromorphin.

oxydum (oks'id-um). Latin for *oxid*.

oxyecoia (oks"e-e-koi'ah) [Gr. ὀξύς sharp + ἀκοή hearing]. Morbid acuteness of the sense of hearing.

oxyesthesia (oks-e-es-the'ze-ah) [Gr. ὀξύς keen + αἴσθησις feeling]. Morbid or abnormal acuteness of the senses.

oxyethylamin (oks-e-eth-il-am'in). A base found in kephalin.

oxygar (oks'e-gar). Agar-agar hydrogen dioxid compound. It is claimed that it liberates oxygen in the intestines, checking fermentation and reducing the bacterial content of the tract.

oxygen (oks'ij-en) [Gr. ὀξύς sour + γεννᾶν to produce]. A gaseous element existing free in the air and in combination in most non-elementary solids, liquids, and gases; atomic weight, 16; symbol, O. Oxygen constitutes 20 per cent. by weight of the atmospheric air; it is the essential agent in the respiration of plants and animals, and is necessary to support combustion. It forms the characteristic constituent of most acids. It is administered chiefly in pulmonary diseases and anemia, mainly by inhalation. **o. want.** See *anoxemia*.

oxygenase (oks'e-jen-ās). An enzyme that acts by the direct transference of the molecular oxygen of the air. Oxygenases are converted into peroxids.

oxygenate (oks'e-jen-āt). To saturate with oxygen

oxygenation (oks"e-jen-a'shun). Saturation with oxygen.

oxygenic (oks-e-jen'ik). Containing oxygen.

oxygenium (oks-e-jen'e-um). Oxygen.

oxygeusia (oks-e-gu'se-ah) [Gr. ὀξύς sharp + γεῦσις taste]. Unusual acuteness of the sense of taste.

oxyhematoporphyrin (oks"e-hem-at-o-por'fir-in). A pigment sometimes found in the urine, nearly allied to hematoporphyrin.

oxyhemocyanin (oks"e-hem-o-si'an-in). Hemocyanin charged with oxygen.

oxyhemoglobin (oks"e-hem-o-glo'bin). Hemoglobin charged with oxygen as in the arterial blood.

oxyhemoglobinometer (oks"e-hem-o-glo-bin-om'et-er) An instrument for measuring the oxygen content of the blood.

oxyhydrocephalus (oks"e-hi-dro-sef'al-us). Hydrocephalus in which the top of the head assumes a pointed shape.

oxyiodid (oks-e-i'o-did). An oxid combined with its fellow iodid.

oxykrinin (oks-e-krin'in). Same as *secretin*.

oxylalia (oks-e-la'le-ah) [Gr. ὀξύς swift + λαλεῖν to talk]. Swiftness of speech.

oxyleucotin (oks-e-lu'ko-tin). A compound, $C_{34}H_{32}O_{12}$, from paracoto bark.

oxyliodid (oks-il-i'o-did). A proprietary preparation, the hydriodid of phenylcinchonic acid: used in myositis, arthritis, and neuritis. Dose, 6 gr. (0.4 gm.) t. i. d.

oxyluciferin (oks-e-lu-sif'er-in). The product of the oxidation of luciferin by lucifarase.

oxymandelic acid (oks"e-man-del'ik). See *acid*.

oxymel (oks'e-mel) [Gr. ὀξύς sour + μέλι honey]. A medicated syrup of vinegar and honey.

oxymethylcresoltannin (oks"e-meth"il-kre"-sol-tan'in). Cretaform.

oxymorphin (oks-e-mor'fin). See *dehydromorphin*.

oxymyohematin (oks"e-mi-o-hem'at-in). Oxidized myohematin from muscle.

oxynaphthoic acid (oks"e-naf-tho'ik). See *acid*.

oxynarcotin (oks-e-nar'ko-tin). An alkaloid, $C_{22}H_{23}O_8N$, from opium.

oxyneurin (oks-e-nu'rin). Same as *betain*.

oxyntic (oks-in'tik) [Gr. ὀξύνειν to make acid]. Secreting an acid substance. See under *cell*.

oxyntin (oks-in'tin). A combination of hydrochloric acid with albumin, containing 5 per cent. by weight of absolute hydrochloric acid.

oxyopia (oks-e-o'pe-ah). Acuteness of vision.

oxyopter (oks-e-op'ter) [Gr. ὀξύς sharp + ὤψ vision]. A unit of measurement of visual acuity, being the reciprocal value of the visual angle expressed in degrees. An oxyopter (1°) is equivalent to 60 Snellen units (60′) and corresponds to the counting of fingers at 1 meter (De Blaskovics).

oxyosis (oks-e-o'sis) [Gr. ὀξύς acid]. Acidosis.

oxyosphresia (oks"e-os-fre'ze-ah) [Gr. ὀξύς sharp + ὄσφρησις smell]. Unusual acuteness of the sense of smell.

oxyparaplastin (oks"e-par-ah-plas'tin). The oxyphil part of paraplastin.

oxypathia (oks-e-pa'the-ah) [Gr. ὀξύς sharp + πάθος feeling]. Acuteness of sensation.

oxypathic (oks-e-path'ik). Pertaining to or characterized by oxypathy.

oxypathy (oks-ip'at-e) [Gr. ὀξύς acid + πάθος disease]. Acid poisoning; inability of the body to eliminate unoxidizable acids which injure the organism by uniting with the fixed alkalis of the tissues. The term includes arthritism, lithemia, etc.

oxyperitoneum (oks"e-per-it-o-ne'um). Injection of oxygen into the abdominal cavity.

oxyphenacetin salicylate (oks"if-e-nas'et-in). A salt. antirheumatic and antipyretic.

oxyphenylethylamin (oks-e-fen-il-eth-il-am'in). Tyramin.

oxyphil (oks'if-il). 1. Same as *oxyphilous*. 2. An oxyphilous cell or histologic element.

oxyphilic (oks-e-fil'ik). Oxyphilous.

oxyphilous (oks-if'il-us) [Gr. ὀξύς acid + φιλεῖν to love]. Stainable with an acid dye.

oxyphonia (oks-if-o'ne-ah) [Gr. ὀξυφωνία]. An abnormally sharp quality or pitch of the voice.

oxyphor (oks'e-for). Same as *oxycamphor*.

oxypinene (oks-e-pi'nēn). A gaseous substance formed by the union of the vapor of pinene with ozonized air: used by inhalation in the treatment of pulmonary tuberculosis.

oxyplasm (oks'e-plazm). The oxyphil part of the cytoplasm.

oxyprolin (oks-e-pro'lin). Oxy-α-pyrrolidin carboxylic acid, $OH.C_4H_6(NH).COOH$, obtained from gelatin, one of the cleavage products (amino-acids) of the protein molecule (Emil Fischer, 1902).

oxypropylene diisoamylamin. A colorless liquid principle: a cardiac tonic and stimulant.

oxyproteinic acid (oks"e-pro-te-in'ik). See *acid*.

oxypurin (oks-e-pu'rin). A purin containing oxygen. The oxypurins include hypoxanthin or monoxypurin, xanthin or dioxypurin, and uric acid or trioxypurin.

oxypurinase (oks-e-pu'rin-ās). A ferment which oxidizes oxypurins.

oxyquinaseptol (oks"e-kwin-as-ep'tol). Same as *diaphtherin*.

oxyquinolin (oks-e-kwin'o-lin). A substance, $OH.C_6H_3(CH)_3N$, derived from quinolin. It is excreted in the urine paired with glycuronic acid.

oxyrhine (oks'e-rin) [Gr. ὀξύς sharp + ῥίς nose]. Having a sharp-pointed nose.

oxyrygmia (oks-e-rig'me-ah) [Gr. ὀξύς sharp + ἐρυγμός eructation]. Acid eructation.

oxysalt (oks'e-sawlt). Any salt of an oxacid.

oxysantonin (oks-e-san'to-nin). A compound formed in the body from ingested santonin.

oxysepain (oks-e-sep'sin). A toxin derived from a culture of bacteria from cases of tuberculosis with persistent high fever. In the treatment of tuberculosis with added infection from cocci it is injected in connection with oxytuberculin.

oxyspartein (oks-e-spar'te-in). A white, crystalline substance, $C_{15}H_{24}N_2O$, derived from spartein. It is soluble in water and alcohol, and is used as a heart stimulant, but slows the pulse. Hypodermic dose, ⅜–1½ gr. (0.04–0.1 gm.). **o. hydrochlorid,** sometimes administered before general anesthetization. Dose, ½–¾ gr. (0.03–0.04 gm.).

oxyspore (oks'e-spōr) [Gr. *ὀξύς* sharp + *σπόρος* spore]. See *exolospore.*

oxytocic (oks-e-to'sik) [Gr. *ὀξύς* swift + *τόκος* birth]. 1. Hastening the process of childbirth. 2. A medicine which accelerates delivery.

oxytoxin (oks-e-tok'sin). Any substance produced by the oxidation of a toxin.

oxytrimethylbutyrobetain (oks"e-tri-meth"il-bu-ti"ro-be-ta'in). See *carnulin.*

oxytropism (oks-it'ro-pizm) [*oxygen* + Gr. *τρεπεῖν* to turn]. Response of living cells to the stimulus of oxygen.

oxytuberculin (oks"e-tu-ber'ku-lin). A tuberculin from cultures of an extremely virulent bacillus, modified by oxidation with hydrogen dioxid: it is injected in relatively large amounts.

oxyuriasis (oks-e-u-ri'as-is). Infection with the oxyuris; pin-worm or seat-worm infection.

oxyuricide (oks-e-u'ris-īd) [*oxyuris* + L. *cæ'dere* to kill]. A medicine which destroys the oxyuris.

oxyurid (oks-e-u'rid). A seat-worm or thread-worm.

oxyurifuge (oks-e-u'rif-ūj). Same as *oxyuricide.*

Oxyuris (oks-e-u'ris) [Gr. *ὀξύς* sharp + *οὐρά* tail]. A genus of nematode, intestinal worms of the family Ascaridæ. **O. vermicula'ris,** the seat-worm or pin-worm, a minute thread-like worm, found in the cecum and in the rectum of children, and causing itching and reflex disturbances. They are characterized by two cuticular ridges along the ventral and dorsal surface of the body. Infection occurs through the direct transfer of eggs; no intermediate host is necessary. *O. appendicula'ta* and *O. diesin'gi* are found in the cockroach (Periplaneа orientalis). *O. incog'nita,* a name given to certain ova found in human stools; possibly *Heterodera radicicola.*

oxyvaselin (oks-e-vas'e-lin). Same as *vasogen.*

oxyzymol (oks-e-zi'mol). Same as *carvacrol.*

oyster-shuckers' keratitis (oi'ster-shuk-erz). See *keratitis.*

oz. An abbreviation for *ounce.*

ozalin (o'zal-in). A proprietary disinfectant mixture.

ozena, ozæna (o-ze'nah) [Gr. *ὄζη* stench]. A disease of the nose with an offensive discharge. It is due to caries, rhinitis, and syphilitic disease. **o. laryn'gis,** the bad odor of atrophic rhinitis.

ozenous, ozænous (o'ze-nus). Pertaining to or of the nature of ozena.

ozocerite, ozokerit (o-zo'se-rīt, o-zok-e'rit) [Gr. *ὄζειν* to smell + *κηρός* wax]. Ceresin.

ozochrotia (o-zo-kro'she-ah) [Gr. *ὄζειν* to smell + *χρώς* skin]. Strong odor of the skin.

ozogen (o'zo-jen). A proprietary solution of hydrogen dioxid.

ozomulsion (o-zo-mul'shun). A proprietary preparation of ozonized cod-liver oil and guaiacol: used in tuberculosis and wasting diseases.

ozonator (o'zo-na-tor). An instrument for generating ozone.

ozone (o'zōn) [Gr. *ὄζειν* to smell]. An allotropic and more active form of oxygen, O_3. antiseptic and disinfectant. It is formed when oxygen is exposed to the silent discharge of electricity. **o.-ether,** a mixture of ethylic ether, hydrogen dioxid, and alcohol: used as an antiseptic and for whooping-cough and diabetes. Dose, 30–60 gr (2–4 gm.).

ozonide (o'zo-nīd). A compound of an olefin and ozone; the union taking place at the double bond.

ozonize (o'zo-nīz). To impregnate with ozone.

ozonized (o'zon-īzd). Containing ozone.

ozonizer (o'zo-ni-ser). An apparatus for applying ozone to wounds, sinuses, etc.

ozonoform (o-zo'no-form). A proprietary antiseptic mouth-wash.

ozonol (o'zo-nol). A proprietary remedy for diseases of the mucous membranes.

ozonometer (o-zo-nom'et-er) [*ozone* + Gr. *μέτρον* measure]. An instrument for estimating the ozone in the air.

ozonophore (o-zo'no-fōr) [*ozone* + Gr. *φέρειν* to bear]. 1. One of the granular elements of cell-protoplasm. 2. A red blood-corpuscle.

ozonoscope (o-zo'no-skōp) [*ozone* + Gr. *σκοπεῖν* to view]. An instrument for studying ozone and its effects.

ozophene (o'zo-fēn). An alkaline antiseptic coal-tar preparation.

ozostomia (o-zo-sto'me-ah) [Gr. *ὄζη* stench + *στόμα* mouth]. Foulness of the breath.

P

P. The symbol for *phosphorus;* an abbreviation for *presbyopia, pulse, pupil,* and L. *pon'dere,* by weight.

p. An abbreviation for *para.*

P. A. Abbreviation for *pulpo-axial.*

P. wave. See under *wave.*

pabular (pab'u-lar). Pertaining to, or of the nature of, pabulum.

pabulin (pab'u-lin) [L. *pab'ulum* food]. An albuminous substance found in blood just after digestion.

pabulum (pab'u-lum). Latin for *food,* or aliment.

pacchionian bodies, depressions (pak-ke-o'ne-an) [named from Antonio *Pacchioni,* an Italian anatomist, 1665–1726]. See *body, depression.*

pacemaker of the heart. See *sino-auricular node,* under *node.*

pachemia (pak-e'me-ah). Same as *pachyemia.*

pachometer (pak-om'et-er). Same as *pachymeter.*

Pachon's method (pash-awns') [Michel Victor *Pachon,* French physician, born 1867]. See under *method.*

pachulosis (pak-u-lo'sis). Same as *pachylosis.*

pachy- (pak'e-) [Gr. *παχύς* thick]. A prefix signifying thick.

pachyacria, pachyakria (pak-e-a'kre-ah) [Gr. *παχύς* thick + *ἄκρον* end]. 1. Same as *acromegaly.* 2. A condition characterized by enlargement of the soft parts of the extremities, but not of the bones.

pachyæmia (pak-e-e'me-ah). See *pachyemia.*

pachyblepharon (pak-e-blef'ar-on) [Gr. παχύς thick + βλέφαρον eyelid]. A thickening of the eyelid, chiefly near the border.

pachycephalia, pachycephaly (pak"is-ef-a'le-ah, pak-is-ef'al-e). Abnormal thickness of the walls of the skull.

pachycephalic, pachycephalous (pak"e-se-fal'-ik, pak-e-sef'al-us) [Gr. παχύς thick + κεφαλή head]. Having an abnormally thick skull.

pachychilia (pak-e-ki'le-ah) [Gr. παχύς thick + χείλος lip]. Thickness of the lips.

pachycholia (pak-e-ko'le-ah) [Gr. παχύς thick + χολή bile]. Abnormal thickness of the bile.

pachychromatic (pak"e-kro-mat'ik) [Gr. παχύς thick + χρῶμα color]. Having thick chromatin threads.

pachychymia (pak-e-kim'e-ah) [Gr. παχύς thick + χυμός juice]. Undue thickness of the chyme.

pachycolpismus (pak"e-kol-piz'mus) [Gr. παχύς thick + κόλπος vagina]. Pachyvaginitis.

pachydactyly (pak-e-dak'til-e) [Gr. παχύς thick + δάκτυλος finger]. Enlargement of the fingers and toes.

pachyderma, pachydermia (pak-e-der'mah, pak-e-der'me-ah) [Gr. παχύς thick + δέρμα skin]. Abnormal thickness of the skin.

pachydermatocele (pak"id-er-mat'o-sēl) [Gr. παχύς thick + δέρμα skin + κήλη tumor]. 1. Same as *dermatolysis*. 2. Same as *plexiform neuroma*. See under *neuroma*.

pachydermatosis (pak"e-der-mat-o'sis) [Gr. παχύς thick + *dermatolysis*]. Chronic pachydermia, or rosacea hypertrophica.

pachydermatous (pak-e-der'mat-us). Having a thick skin.

pachydermia (pak-e-der'me-ah) [Gr. παχύς thick + δέρμα skin]. Hypertrophy, or thickening, of the skin. **p. laryn'gis**, that condition in which the laryngeal epithelium assumes an epidermoid character, due to chronic catarrhal laryngitis. **p. ves'ica**, a dry, thickened condition of the mucous membrane of the bladder.

pachydermic (pak-e-der'mik). Characterized by abnormal thickness of the skin.

pachyemia, pachyæmia (pak e-e'me-ah) [Gr. παχύς thick + αἷμα blood]. Thickening of the blood, a thick condition of the blood.

pachyglossia (pak-e-glos'e-ah) [Gr. παχύς thick + γλῶσσα tongue]. Abnormal thickness of the tongue.

pachygnathous (pak-ig'nath-us) [Gr. παχύς thick + γνάθος jaw]. Having a large jaw.

pachyhematous (pak-e-hem'at-us). Pertaining to or possessing thickened blood.

pachyhemia (pak-e-he'me-ah) [Gr. παχύς thick + αἷμα blood]. Thickening of the blood.

pachyhymenic (pak"e-hi-men'ik) [Gr. παχύς thick + ὑμήν membrane]. Having an abnormally thick skin.

pachyleptomeningitis (pak"e-lep-to-men-in-ji'-tis) [Gr. παχύς thick + λεπτός thin + μῆνιγξ membrane + -ιτις inflammation]. Inflammation of the dura and pia together.

pachylosis (pak-il-o'sis) [Gr. παχυλός thick]. A chronic disease in which the skin, particularly that of the legs, becomes dry, thick, and harsh.

pachymenia (pak-im-e'ne-ah) [Gr. παχύς thick + ὑμήν membrane]. A thickening of the skin or of a membrane.

pachymenic (pak-e-men'ik). Having an abnormally thick skin or membrane.

pachymeningitis (pak"e-men-in-ji'tis) [Gr. παχύς thick + μῆνιγξ membrane + -ιτις inflammation]. Inflammation of the dura mater. The symptoms of the disease resemble those of meningitis. **cerebral p.**, inflammation of the dura of the brain. **external p.**, inflammation of the outer layers of the dura. **hemorrhagic internal p.**, dural hematoma. **internal p.**, that which affects the inner layer of the dura. **serous internal p.**, the so-called external hydrocephalus. **spinal p.**, inflammation of the dura of the spinal column. **syphilitic p.**, that which is caused by syphilis.

pachymeninx (pak-e-me'ninks) [Gr. παχύς thick + μῆνιγξ membrane]. The dura mater.

pachymeter (pak-im'e-ter) [Gr. παχύς thick + μέτρον measure]. An instrument for measuring the thickness of objects.

pachynema (pak-e-ne'mah) [Gr. παχύς thick + νῆμα thread]. A post-synaptic stage of mitosis in which the chromatin is in the form of thick spireme threads.

pachynsis (pak-in'sis) [Gr. πάχυνσις]. Thickening; especially, abnormal thickening.

pachyntic (pak-in'tik). Marked by unusual thickening.

pachyostosis (pak"e-os-to'sis) [Gr. παχύς thick + ὀστέον bone]. A benign form of hypertrophy of the bones; found particularly in aquatic animals.

pachyotia (pak-e-o'she-ah) [Gr. παχύς thick + οὖς ear]. Marked thickness of the ears.

pachypelviperitonitis (pak"e-pel"ve-per-it-o-ni'-tis) [Gr. παχύς thick + *pelvic* + *peritonitis*]. Pelvic peritonitis with thickening of the affected parts.

pachyperitonitis (pak"e-per-it-o-ni'tis)[Gr. παχύς thick + *peritonitis*]. Peritonitis with thickening of the affected membrane.

pachypleuritis (pak"e-plu-ri'tis) [Gr. παχύς thick + *pleuritis*]. Inflammation of the pleura, with thickening.

pachypodous (pak-ip'od-us) [Gr. παχύς thick + πούς foot]. Having abnormally thick feet.

pachyrhizid (pak-ir-i'zid). A poisonous glucosid from *Pachyrhi'zus angula'tus*, a plant of various tropical regions.

pachysalpingitis (pak"e-sal-pin-ji'tis) [Gr. παχύς thick + σάλπιγξ tube + -ιτις inflammation]. Chronic interstitial inflammation of the muscular coat of the oviduct, producing thickening. Called also *mural salpingitis* and *parenchymatous salpingitis*.

pachysalpingo-oöthecitis (pak-e-sal"ping-o-o"-o-the-si'tis) [Gr. παχύς thick + σάλπιγξ tube + ὠοθήκη ovary + -itis]. Chronic parenchymatous inflammation of the ovary and oviduct.

pachysalpingo-ovaritis (pak"e-sal-pin"go-o-var-i'tis) [Gr. παχύς thick + σάλπιγξ tube + L. *ova'rium* ovary]. Inflammation of the ovary and oviduct in which the parts have become hardened and atrophic.

pachysomia (pak-e-so'me-ah) [Gr. παχύς thick + σῶμα body]. Abnormal thickening of parts of the body.

pachytrichous (pak-it'rik-us) [Gr. παχύς thick + θρίξ hair]. Having thick hair.

pachyvaginalitis (pak"e-vaj-in-al-i'tis) [Gr. παχύς thick + *vaginalitis*]. Inflammatory thickening of the tunica vaginalis.

pachyvaginitis (pak"e-vaj-in-i'tis) [Gr. παχύς thick + *vaginitis*]. Chronic vaginitis with thickening of the vaginal walls.

pacinian (pa-sin'e-an). Described by or named for Filippo *Pacini*, Italian anatomist, 1812–1883. **p. corpuscles.** See *corpuscle*.

pacinitis (pas-in-i'tis). Inflammation of the pacinian corpuscles.

pack (pak). Treatment by wrapping a patient in blankets, wet or dry; also the blankets in which a patient is packed. **cold p.**, the wrapping of a patient in blankets or sheets dipped in cold water. **dry p.**, the wrapping of a patient in dry, hot blankets. **hot p.**, the wrapping of a patient in hot blankets, wet or dry. **wet p.**, the packing of a patient in wet blankets or sheets, hot or cold.

packer (pak'er). An instrument for introducing dressings into the vagina.

packing (pak'ing). 1. The act of filling a wound or cavity with gauze, sponge, or other material. 2. The substance used for filling a cavity. 3. Treatment with the pack.

pad, dinner (pad). A pad placed over the stomach before a plaster jacket is applied. The pad is then removed, leaving space under the jacket to take care of expansion of the stomach after eating. **knuckle p's**, nodules about the size of a split pea on the dorsal surfaces of the fingers. They are slightly movable and consist of new growths of fibrous tissue. **Malgaigne's p's**, adipose pads in the knee-joint immediately above the articular surface of the femur and on either side of the upper end of the patella. **Mikulicz's p.**, a pad composed of folded gauze used in surgical work **occlusal p.**, a pad which covers the occlusal surface of a tooth. **sucking** or **suctorial p.**, a lobulated mass of fat which occupies the space between the masseter and the external surface of the buccinator. It is well developed in infants. Called also *fatty ball of Bichat* and *corpus adiposum buccæ*.

P. æ. Abbreviation for L. *par'tes æqua'les*, in equal parts.

pæd-, pædo-, etc. For words thus beginning, see those beginning *ped-*, *pedo-*, etc.

pageism (pa'jism). Sexual perversion in which the pervert imagines himself a page to a beautiful woman.

Pagenstecher's circle, ointment (pahg'en-stek-erz) [Alexander *Pagenstecher*, German ophthalmologist, 1828–1879]. See *circle* and *ointment*.

pageol (paj'e-ol). A proprietary urinary antiseptic.

Paget's abscess, disease, etc. (paj'ets) [Sir James *Paget*, English surgeon, 1814–1899]. See *abscess*, *disease*, etc.

pagoplexia (pa-go-pleks'e-ah) [Gr. πάγος frost + πλῆγή stroke]. Frost-bite or chilblain.

Pahvant valley plague (pah'vant). See *tularemia*.

paidology (pi-dol'o-je) [Gr. παῖς child + λόγος treatise]. The sum of what is known regarding childhood.

pain (pān) [L. *pœ'na; do'lor*]. 1. Distress or suffering. 2. A rhythmic contraction of the uterus in labor. **after-p's**, the expulsive contractions of the uterus which follow childbirth. **bearing-down p.**, a variety of pain in the female reproductive organs occurring in various local diseases or in childbirth. **boring p.**, a sensation as of being pierced with a gimlet. Called also *terebrant p.* **Brodie's p.**, pain induced by folding the skin near a joint affected with neuralgia. **Charcot's p's**, rheumatism of a testicle. **dilating p's**, those of the first stage of labor. **expulsive p's**, those of the second and final stages of labor. **false p's**, ineffective pains which resemble labor-pains, but which do not indicate the beginning of real labor. **fulgurant p's**, intense momentary pains, coming and going with swiftness like that of lightning: they are especially characteristic of tabes dorsalis. Called also *shooting p.* **girdle-p.**, a painful sensation as of a cord about the waist. **growing p's**, quasi-rheumatic pains peculiar to early youth. **hunger-p.**, pain coming on at the time for feeling hunger for the next meal: a symptom of gastric disorder. **ideogenous p.**, pain caused by an erroneous idea; mentally produced pain. **imperative p.**, a persisting painful sensation felt in psychasthenia. **intermenstrual p.**, a pain occurring during the period between the menses. **p.-joy**, the hysteric enjoyment of pain. **jumping p.**, a peculiar pain in joint diseases when the bone is laid bare by ulceration of the cartilage. **lancinating p.**, a sharp, darting pain. **lightning p's**, the cutting and intense darting pains of locomotor ataxia. See also *fulgurant p's*. **mid-p., middle p.**, intermenstrual pain. **mind p.**, psychalgia. **niggling p's**, the earliest pains of puerperal labor. **osteoscopic p.** Same as *osteocope*. **parenchymatous p.**, pain at the peripheral end of a nerve. **premonitory p's**, ineffective uterine contractions before the beginning of true labor. **referred p.**, pain in a part other than that in which the cause that produced it is situated. **p.-sense**, the sense by which the pain is perceived. **shooting p.**, a fulgurant pain. **soul p.**, psychalgia. **spot-p's**, pains which seem like patches on the integument. **starting-p's**, pain and muscular spasm in the early stages of sleep. **terebrant p., terebrating p.** Same as *boring p.* **wandering p.**, a pain which repeatedly changes its location.

painters' colic (pān'terz). See *colic*.

Pajot's hook (pazh-oz') [Charles *Pajot*, French obstetrician, 1816–1896]. See under *hook*.

pala (pa'lah) [L. "spade"]. A thin, spade-like layer connecting the fimbriæ with the cerebrum.

palæencephalon. See *paleencephalon*.

palæogen'esis. See *palingenesis* (2d def.).

palæopathology. See *paleopathology*.

palæothalamus. See *paleothalamus*.

palatal (pal'at-al). Pertaining to the palate.

palate (pal'at) [L. *pala'tum*]. 1. The roof of the mouth. 2. A popular designation for the uvula, or pendulum of the palate. **artificial p.**, a plate to close a cleft of the palate. **cleft-p.**, a palate having a congenital fissure in the median line. **falling p.**, an elongated uvula. **hard p.**, the anterior part of the roof of the mouth; the bony palate. **p.-hook**, a hook for raising the palate in rhinoscopy. **pendulous p.**, the uvula. **soft p.**, the part of the palate near the uvula.

palategraph (pal'at-graf) [*palate* + Gr. γράφειν to record] An apparatus for registering motions of the soft palate.

palatiform (pal-at'if-orm) [L. *pala'tum* palate + *for'ma* form]. Resembling the palate.

palatine (pal'a-tīn) [L. *palati'nus*]. Pertaining to the palate.

palatinoid (pal-at'in-oid). A form of vehicle for the administration of volatile or unpalatable medicines.

palatitis (pal-at-i'tis). Inflammation of the palate.

palatoglossal (pal"at-o-glos'al). Pertaining to the palate and tongue.

palatoglossus (pal"at-o-glos'us) [L. *pala'tum* palate + Gr. γλῶσσα tongue]. See *muscles, table of*.

palatognathous (pal-at-og'na-thus) [L. *pala'tum* palate + Gr. γνάθος jaw]. Having a congenitally cleft palate.

palatograph (pal'at-o-graf) [L. *pala'tum* palate + Gr. γράφειν to write]. An instrument to record the movements of the palate in speech.

palatography (pal-at-og'raf-e). The making of graphic records of the movements of the palate in speech.

palatomaxillary (pal"at-o-mak'sil-a-re). Pertaining to the palate and the superior maxillary bone.

palatomyograph (pal"at-o-mi'o-graf) [L. *pala'tum* palate + Gr. μῦς muscle + γράφειν to write]. An instrument used in registering palatal movements.

palatonasal (pal"at-o-na'zal) [L. *pala'tum* palate + *na'sus* nose]. Pertaining to the palate and nose.

palatopharyngeal (pal"at-o-far-in'je-al) [L. *pala'tum* palate + *phar'ynx* pharynx]. Pertaining to the palate and pharynx.

palatopharyngeus (pal"at-o-far-in'je-us). See *muscles, table of*.

palatoplasty (pal'at-o-plas-te) [L. *pala'tum* palate + Gr. πλάσσειν to form]. Plastic surgery of the roof of the mouth.

palatoplegia (pal"at-o-ple'je-ah) [L. *pala'tum* palate + Gr. πληγή stroke]. Paralysis of the palate.

palatorrhaphy (pal-at-or'af-e) [L. *pala'tum* palate + Gr. ῥαφή suture]. Staphylorrhaphy; the suturation of a cleft-palate.

palatosalpingeus (pal"at-o-sal-pin'je-us) [L. *pala'tum* palate + Gr. σάλπιγξ tube]. The tensor palati muscle.

palatoschisis (pal-at-os'kis-is) [L. *pala'tum* palate + Gr. σχίσις cleft]. Fissure of the palate.

palatostaphylinus (pal"at-o-staf-il-i'nus) [L. *pala'tum* palate + Gr. σταφυλή uvula]. A muscular slip going to the uvula.

palato-uvularis (pal"at-o-u-vu-la'ris) [L. *pala'tum* palate + *u'vula* uvula]. The azygos uvulæ muscle.

palatum (pal-a'tum) [L.]. The palate. **p. du'rum** [B N A], the hard palate. **p. mol'le** [B N A], the soft palate.

paleëncephalon (pa"le-en-sef'al-on) [Gr. παλαιός old + ἐγκέφαλον brain]. The old brain; all of the brain except the cerebral cortex and its dependencies

paleocerebellum (pa"le-o-ser-e-bel'um). The earlier formed part of the cerebellum, comprising the vermis and flocculus. Cf. *neocerebellum*.

paleocinetic (pa"le-o-sin-et'ik). See *paleokinetic*.

paleo-encephalon (pa"le-o-en-sef'al-on). Paleencephalon.

paleogenesis (pa"le-o-jen'es-is). Same as *palingenesis* (2d def.).

paleogenetic, palæogenetic (pa"le-o-jen-et'ik) [Gr. παλαιός old + γεννᾶν to produce]. Originated in the past, not newly acquired.

paleokinetic (pa"le-o-kin-et'ik) [Gr. παλαιός old + κινητικός pertaining to motion] The nervous motor mechanism concerned in automatic associated movements It is under the control of the corpus striatum and represents a primitive (that is, early developed) type of motor control. Cf. *neokinetic*

paleontology, palæontology (pa"le-on-tol'o-je) [Gr παλαιός old + λόγος treatise]. The sum of knowledge regarding the early forms of life upon the earth.

paleopathology (pa"le-o-path-ol'o-je) [Gr παλαιός old + *pathology*] The study of disease in bodies preserved from ancient times, such as mummies.

paleostriatal (pa"le-o-stri-a'tal). Pertaining to the paleostriatum. **p. syndrome,** juvenile paralysis agitans See *paralysis agitans*.

paleostriatum (pa"le-o-stri-a'tum) [Gr. παλαιός old + *striatum*]. The primordial or more early formed portion of the corpus striatum represented by the globus pallidus Cf. *neostriatum*.

paleothalamus (pa"le-o-thal'am-us) [Gr. παλαιός old + *thalamus*]. Old thalamus; the phylogenetically older part of the thalamus, *i. e.*, the medial (non-cortical) portion of the thalamus.

paliceneisia (pal-e-sin-e'se-ah). Palikinesia.

palikinesia (pal-e-kin-e'se-ah) [Gr. πάλιν backward + κίνησις movement]. Pathologic repetition of movements.

palilalia (pal-il-al'e-ah) [Gr. πάλιν backward + λαλεῖν to babble]. Pathologic repetition of words.

palinal (pal'in-al) [Gr. πάλιν backward]. Directed or moved backward.

palindromia (pal-in-dro'me-ah) [Gr. παλινδρομία a running back]. The recurrence of a disease.

palindromic (pal-in-dro'mik): Returning; recurrent.

palinfromic (pal-in-from'ik). Recurring or relapsing.

palingenesis (pal-in-jen'es-is) [Gr. πάλιν again + γένεσις birth]. 1. The regeneration or restoration of a lost part. 2. The appearance of ancestral characters in successive generations.

palingraphia (pal-in-gra'fe-ah) [Gr. πάλιν again + γράφειν to write]. Pathologic repetition of letters, words, or parts of words in writing.

palinmnesis (pal-in-ne'sis) [Gr. πάλιν again + μνῆσις memory]. Memory for past events or experiences.

palinphrasia (pal-in-fra'ze-ah) [Gr. πάλιν again + φράσις speech]. Pathologic repetition, in speaking, of words or phrases.

paliphrasia (pal-if-ra'ze-ah). Palinphrasia.

palirrhea, palirrhœa (pal-ir-e'ah) [Gr. παλίρροια]. 1. Regurgitation. 2. The recurrence of a discharge.

palisade layer (pal-is-ād'). See under *layer*.

palistrophia (pal-is-tro'fe-ah) [Gr. πάλιν again + στρέφειν to turn]. Twisting of the spine upon itself (F. Massa, 1900).

palite (pal'īt). A war gas. See *chloromethylchloroformate*.

palladium (pal-a'de-um) [L.]. 1. A rare, hard metal resembling platinum; symbol, Pd; specific gravity, 11 8; atomic weight, 106 7. 2. A homeopathic preparation of the same metal. **p. chlorid,** $PdCl_2$, an agent recommended for use in tuberculosis.

pallanesthesia, pallanæsthesia (pal"an-es-the'ze-ah) [Gr. πάλλειν to quiver + *anesthesia*]. Loss of vibration-senses; insensibility to the vibrations of a tuning-fork.

pallescence (pal-es'ens) [L. *palles'cere* to grow pale]. Pallor, or paleness; a pale appearance.

pallesthesia (pal-es-the'ze-ah) [Gr. πάλλειν to shake + αἴσθησις feeling]. Sensibility to vibrations; the peculiar vibrating sensation felt when a vibrating tuning-fork is placed against a subcutaneous bony prominence of the body. Called also *bone sensibility*.

pallial (pal'e-al). Pertaining to the pallium.

palliate (pal'e-āt). To reduce the severity of; to relieve.

palliative (pal'e-a-tiv) [L. *pallia'tus* cloaked]. 1. Affording relief, but not cure. 2. An alleviating medicine.

pallidal (pal'id-al). Pertaining to the globus pallidus. **p. syndrome, p. system.** See *syndrome* and *system*.

pallidin (pal'id-in). A suspension made from the lungs of congenital syphilitics rich in *Spirochæta pallida:* used in cutaneous test for syphilis.

pallidum (pal'id-um) [L. "pale"]. The globus pallidus of the brain.

pallium (pal'e-um) [L. "cloak"]. The cortex of the cerebrum with its underlying white substance; called also *mantle* and *brain-mantle*.

pallography (pal-og'raf-e). See *palography*.

pallor (pal'or) [L.]. Paleness; absence of the skin coloration.

palm (pahm) [L. *palma*]. 1. The hollow, or flexor surface, of the hand. 2. Any tree of the order *Palma'ceæ*. **p.-oil.** See *oil*.

palmæ plicatæ (pal'me pli-ka'te). The branching folds of the interior of the vagina.

palmar (pah'mar) [L. *pal'maris; pal'ma* palm]. Pertaining to the palm.

palmaris (pal-ma'ris). See *muscles, table of*.

palmature (pal'māt-ūr) [L. *pal'ma* palm]. A webbed state of the fingers.

palmellin (pal-mel'in). A red pigment from a fresh-water alga called *Palmel'la cruen'ta*.

palmetto, saw- (pal-met'o). See *Serenoa*.

palmiacol (pal-mi'ak-ol). A compound, pyrocatechin methyl ether, $C_{23}H_{40}O_2$, from creosote: used in pulmonary disorders.

palmic (pal'mik) [Gr. παλμικός]. 1. Pertaining to palmus, or muscular twitchings. 2. Pertaining to the pulse.

palmin (pal'min). Same as *palmitin*. **p. test.** See under *tests*.

palmitic acid (pal-mit'ik). See *acid*.

palmitin (pal'mit-in). A crystallizable and saponifiable fat, $C_3H_5(C_{16}H_{31}O_2)_3$, from various fats and oils; glyceryl tripalmitate.

palmitone (pal'mit-ōn). A crystalline compound; a ketone of palmitic acid, $CH_3(CH_2)_{14}.CO.(CH_2)_{14}.CH_3$, obtained when palmitic acid is distilled with lime.

palmodic (pal-mod'ik). Pertaining to or affected with palmus.

palmoform (pal'mo-form). Same as *guaiaform*.

palmoscopy (pal-mos'ko-pe) [Gr. παλμός beat + σκοπεῖν to examine]. The observation and study of the heart-beat.

palmus (pal'mus) [Gr. παλμός]. 1. A throb or leap. 2. Saltatory spasm; jumpers' disease; myriachit, or lata.

palograph (pal'o-graf) [Gr. πάλλειν to oscillate + γράφειν to record]. An instrument for sphygmographic recording in which the impulses are transmitted to a column of mobile fluid in a U-shaped tube, the movements of the liquid surface in the open area of the tube being recorded photographically on a moving sheet of sensitized paper.

palography (pal-og'raf-e). Sphygmography with the palograph.

palp (palp). A feeler; one of the pointed sense-organs attached to the mouth of arthropods.

palpable (pal'pa-bl). Perceptible by touch.

palpate (pal'pāt) [L. *palpa're* to touch]. To examine by the hand; to feel.

palpation (pal-pa'shun) [L. *palpa'tio*]. The act of feeling with the hand; the application of the fingers with light pressure to the surface of the body for the purpose of determining the consistence of the parts beneath in physical diagnosis. **bimanual p.**, examination with both hands. **light-touch p.**, light palpation of the surface of the abdomen and thorax with the tip of a finger for the purpose of finding the outlines of the organs.

palpatometry (pal-pa-tom'et-re) [*palpation* + Gr. μέτρον measure]. The measurement of the amount of pressure that can be borne without causing pain.

palpatopercussion (pal"pa-to-per-kush'un). Palpation combined with percussion.

palpatorium (pal-pa-to're-um). An instrument for palpating the abdomen to locate tender spots.

palpebra (pal-pe'brah, pal'pe-brah), pl. *palpe'bræ*. Latin for *eyelid*. **p. infe'rior**, the lower lid. **p. supe'rior**, the upper lid.

palpebral (pal-pe'bral) [L. *palpebra'lis*]. Pertaining to an eyelid.

palpebralis (pal-pe-bra'lis) [L.]. See *muscles, table of*.

palpebrate (pal'pe-brāt) [L. *palpebra're* to wink]. 1. To wink. 2. Having eyelids.

palpebration (pal-pe-bra'shun) [L. *palpebra'tio*]. 1. The act of winking. 2. Abnormally frequent winking.

palpebrine (pal'pe-brin). A proprietary antiseptic containing boric acid, mercuric bichlorid, zinc sulphate, and glycerin: used in conjunctivitis and other eye inflammations.

palpebritis (pal-pe-bri'tis). Same as *blepharitis*.

palpitation (pal-pit-a'shun) [L. *palpita'tio*]. Unduly rapid action of the heart; rapid pulsation of the heart.

Pal's stain (pahlz) [physician in Vienna, born 1863]. See under *stains, table of*.

palsy (pawl'ze). See *paralysis*. **Bell's p.**, facial paralysis. **birth-p.**, palsy due to injury received at birth. **creeping p.**, progressive muscular atrophy. **crutch-p.**, that which is due to the pressure of a crutch in the axilla. **diver's p.**, caisson disease. **drummer's p.**, paralysis of the ungual phalanx of the thumb from rupture of the extensor pollicis longus tendon: often seen in drummers. **Erb's p.**, paralysis due to degenerative changes in the pyramidal tract of the spinal cord. **Féréol-Graux type of ocular p.**, associated paralysis of the internal rectus muscles of one side and the external rectus of the other. **hammer-p.**, a variety caused by hard work with the hammer. **Landry's p.** See under *paralysis*. **lead-p.**, paralysis of the arm muscles from lead-poisoning. **night-p.**, acroparesthesia; paresthesia of the hands, worse at night. **pseudobulbar p.**, pseudobulbar paralysis **scriveners' p.** Same as *writers' cramp*. **shaking p.**, paralysis agitans. **transverse p.** See *crossed paralysis*, under *paralysis*. **wasting p.**, progressive muscular atrophy.

Paltauf's dwarfism or **nanism** (pahl'towfs) [Arnold *Paltauf*, German physician, 1860–1893] See *nanism*.

Paltauf-Sternberg disease [*Paltauf*; Karl *Sternberg*, German pathologist, born 1872] Lymphogranulomatosis.

paludal (pal'u-dal) [L. *pa'lus* marsh]. Pertaining to or arising from marshes.

paludide (pal'u-dīd) [L. *pa'lus* swamp]. A cutaneous eruption of malarial origin.

paludism (pal'u-dizm) [L. *pa'lus* swamp]. Malarial poisoning; impaludism.

palustral (pal-us'tral) [L. *palus'ter* marshy]. 1. Paludal; pertaining to marshes. 2. Malarial

pambotano, panbotano (pam-bo-tah'no, panbo-tah'no) [Sp.]. The root-bark of *Callian'dra housto'ni*, a leguminous tree of Mexico: antiperiodic. Dose, 18 dr. (70 gm.).

pampiniform (pam-pin'if-orm) [L. *pam'pinus* tendril + *for'ma* form]. Shaped like a tendril. See *plexus*.

pampinocele (pam-pin'o-sēl) [L. *pam'pinus* tendril + Gr. κήλη tumor]. Same as *varicocele*.

pamplegia (pam-ple'je-ah) [Gr. πᾶν all + πληγή stroke]. Total paralysis.

pan- [Gr. πᾶς, πᾶν all]. A prefix signifying "all."

panacea (pan-as-e'ah) [Gr. πανάκεια]. 1. A cure-all, or remedy for all diseases. 2. An ancient name for various plants.

panæsthesia, panæsthetic. See *panesthesia, panesthetic*.

panagglutinin (pan-ag-lu'tin-in) [Gr. πᾶν all + *agglutinin*]. An agglutinin which agglutinates the corpuscles of all blood groups.

Panama fever (pan-am-ah'). See *fever, Chagres*.

panaris, panaritium (pan'ah-ris, pan-ah-ris'e-um) [L.]. A whitlow or felon; paronychia. See *paronychia*. **p. anal'gicum**, a rare disease marked by a succession of painless felons, usually followed by destruction of the ends of the fingers. Called also *Morvan's disease*.

panarteritis (pan"ar-te-ri'tis). Inflammation of all the coats of an artery; also inflammation of most of the arteries of the body.

panarthritis (pan-ar-thri'tis) [Gr. πᾶς all + ἄρθρον joint]. Inflammation of all the joints or of all the structures of a joint.

panase (pan'ās). A combination of the digestive ferments of the pancreas of the pig: used in cases where the enzymes of the pancreas are deficient. Dose, 2–5 gr. (0.13–0.33 gm.).

panasthenia (pan-as-the'ne-ah) [Gr. πᾶν all + *a* neg. + σθένος strength]. A term suggested as a substitute for neurasthenia.

panatrophy (pan-at'ro-fe) [Gr. πᾶς all + *atrophy*]. Atrophy affecting several parts; general atrophy.

Panax (pa'naks) [Gr. πᾶς all + ἄκος cure]. 1. A genus of araliaceous plants. 2. The root of *P. quinquefo'lium*, true or Chinese ginseng. See *ginseng*.

panblastic (pan-blas'tik) [Gr. πᾶς all + βλαστός germ]. Pertaining to each of the layers of the blastoderm.

pancarditis (pan-kar-di'tis) [Gr. πᾶς all + καρδία heart]. General inflammation of the heart.

panchontee (pan-shon-te'). A gum from *Bassia ellip'tica*, a tree of India: it resembles gutta-percha.

panchrest (pan'krest) [Gr. πάγχρηστος useful for everything]. A panacea, or remedy, for every disease.

Pancratium (pan-kra'she-um) [L.; Gr. παγράτιον powerful]. An extensive genus of amaryllidaceous plants common in most warm regions: reputed to have medicinal qualities.

pancreaden (pan'kre-ad-en). A therapeutic preparation of the pancreas: used in diabetes mellitus. Daily dose, 4–6 dr. (15–23 gm).

pancreas (pan'kre-as) [Gr. πᾶς all + κρέας flesh]. A large, elongated, racemose gland below the stomach and in relation with the spleen and the duodenum. Its right extremity, the *head*, is the larger, and directed downward; the left extremity, or *tail*, is transverse, and terminates close to the spleen. The secretion or juice of the pancreas, which passes into the duodenum through the pancreatic duct, is concerned in digestion, and contains four principal ferments—*amylopsin*, *trypsin*, *steapsin*, and *rennin*. **Aselli's p.**, an assemblage of lymphatic glands at the root of the mesentery. **lesser p.**, the small, partially detached portion of the pancreas lying dorsad of its head. Called also *uncinate process* and *Winslow's p.* **ventral p.**, an outgrowth on the ventral side of the embryonic intestine. **Willis's p.**, the lesser pancreas. **Winslow's p.** See *lesser p.*

pancreatalgia (pan''kre-at-al'je-ah) [Gr. πάγκρεας pancreas + ἄλγος pain]. Pain in the pancreas

pancreatectomy (pan''kre-at-ek'to-me) [Gr. πάγκρεας pancreas + ἐκτομή excision]. Surgical removal of the pancreas.

pancreatemphraxis (pan''kre-at-em-frak'sis) [Gr. πάγκρεας pancreas + ἔμφραξις stoppage]. Congestion or enlargement of the pancreas from obstruction of the pancreatic duct.

pancreathelcosis (pan''kre-ath-el-ko'sis) [*pancreas* + Gr. ἕλκωσις ulceration]. Ulceration of the pancreas.

pancreatic (pan-kre-at'ik) [L. *pancreat'icus*]. Pertaining to the pancreas.

pancreaticocholecystostomy (pan-kre-at''ik-o-ko-le-sis-tos'to-me) The operation of implanting a pancreatic fistula into the gall-bladder.

pancreaticoduodenal (pan-kre-at''ik-o-du-od'e-nal). Pertaining to the pancreas and duodenum.

pancreaticoduodenostomy (pan-kre-at''ik-o-du-o-de-nos'to-me). The operation of anastomosing a pancreatic fistula into the duodenum.

pancreaticogastrostomy (pan-kre-at''ik-o-gas-tros'to-me). The operation of anastomosing a pancreatic fistula into the stomach.

pancreaticosplenic (pan-kre-at''ik-o-splen'ik). Pertaining to the pancreas and spleen.

pancreatin (pan'kre-at-in). 1. A ferment from the pancreas. 2. A commercial extract of the pancreas: used as a digestant. Dose, 10–20 gr. (0.666–1.333 gm.).

pancreatism (pan'kre-at-izm). Activity of the pancreas.

pancreatitis (pan''kre-at-i'tis). Inflammation of the pancreas. It is usually a fatal disease, and is attended by abdominal pain, tenderness of the abdomen, tympanites, and vomiting. **acute hemorrhagic p.**, a form due to hemorrhage into the gland. **centrilobar p.**, pancreatitis located around the branches of the pancreatic duct. **chronic p.**, a condition of fibrosis of the pancreas. **perilobar p.**, fibrosis of the pancreas surrounding collections of atrophic acini. **purulent p.**, purulent disease of the pancreas.

pancreatoduodenectomy (pan''kre-at-o-du''o-de-nek'to-me). The operation of removing the head of the pancreas along with the encircling loop of the duodenum.

pancreato-enterostomy (pan''kre-at-o-en-ter-os'to-me). The operation of forming a communication between the pancreatic duct and the intestine.

pancreatogenic, pancreatogenous (pan''kre-at-o-jen'ik, pan-kre-at-oj'en-us). Arising in the pancreas.

pancreatokinase (pan''kre-at-o-kin'ās). A compound of pancreatin and eukinase: a powerful digestant.

pancreatolipase (pan''kre-at-o-lip'ās). A lipase occurring in the pancreatic juice.

pancreatolith (pan-kre-at'o-lith) [*pancreas* + Gr. λίθος stone]. A pancreatic calculus.

pancreatomy, pancreatotomy (pan-kre-at'o-me, pan''kre-at-ot'o-me) [Gr. πάγκρεας pancreas + τέμνειν to cut]. Surgical incision of the pancreas.

pancreatoncus (pan''kre-at-on'kus) [Gr. πάγκρεας pancreas + ὄγκος mass]. A tumor of the pancreas.

pancreatopathy (pan-kre-at-op'ath-e) [*pancreas* + Gr. πάθος disease]. Any disease of the pancreas.

pancreëctomy (pan-kre-ek'to-me). Same as *pancreatectomy*.

pancreobismuth (pan''kre-o-biz'muth). A proprietary combination of pancreatic ferments and bismuth.

pancreodigestin (pan''kre-o-di-jes'tin). A proprietary digestant powder containing pepsin, ptyalin, pancreatin, lactic and hydrochloric acids, etc. Dose, 1–5 gr. (0.066–0.333 gm.).

pancreolithotomy (pan''kre-o-lith-ot'o-me) [*pancreas* + Gr. λίθος stone + τομή cutting]. Incision into the pancreas for the removal of calculi.

pancreolytic (pan-kre-o-lit'ik) [*pancreas* + Gr. λύσις dissolution]. Destroying pancreatic tissue.

pancreone (pan'kre-ōn). A grayish powder, derived from pancreatin (2) by the action of tannin. It is an active digestant. Dose, 5–10 gr. (0.3–0.6 gm.).

pancreopathy (pan-kre-op'ath-e) [*pancreas* + Gr. πάθος disease]. Any disease of the pancreas.

pancreopepsin (pan''kre-o-pep'sin). A proprietary digestant remedy.

pancrobilin (pan-kro-bi'lin). A proprietary pancreatic and bile preparation for stimulating peristalsis.

pandemic (pan-dem'ik) [Gr. πᾶς all + δῆμος people]. 1. Widely epidemic. 2. A wide-spread epidemic.

pandemicity (pan-dem-is'it-e). The state of being epidemic and widely spread.

Pander's nucleus (pan'derz) [Heinrich Christian von *Pander*, German anatomist, 1794–1865]. See under *nucleus*.

pandiculation (pan''dik-u-la'shun) [L. *pandicula'ri* to stretch one's self]. The act of stretching and yawning.

Pandy's test (pan'dēz) [K. *Pandy*, contemporary Hungarian pathologist]. See under *tests*

panelectroscope (pan-e-lek'tro-skōp). An instrument for examining by electric light the various organs of the body, as the stomach, rectum, urethra, etc.

panesthesia (pan-es-the'ze-ah) [Gr. πᾶς all + αἴσθησις sensation]. The sum of the sensations experienced.

panesthetic (pan-es-thet'ik). Relating to panesthesia.

pangaduin (pan-gad'u-in). A crystalline solid representing the basic principles contained in cod-liver oil.

pangen (pan'jen) [Gr. πᾶς all + γενής producing]. One of the hypothetic units of idioplasm. See *micelle*.

pangenesis (pan-jen'es-is) [Gr. πᾶς all + γένεσις begetting]. The doctrine that in reproduction each cell of the parent body is represented by a particle; the hypothesis that all the units or cells of the body reside in the blood as gemmules, multiply by division, and throw off atoms which are transmitted to the offspring, accounting for the hereditary transmission of acquired mental habits and other phenomena of heredity; the theory implying that the whole organism, in the sense of every atom or unit, reproduces itself.

pangermism (pan-jer'mizm). The theory that all diseases are caused by germs.

panglossia (pan-glos'e-ah) [Gr. παγγλωσσία]. Abnormal or insane garrulity.

panhidrosis (pan-hid-ro'sis) [Gr πᾶς all + ἱδρώς sweat]. Perspiration of the whole surface of the body.

panhydrometer (pan-hi-drom'et-er) [Gr. πᾶς all + *hydrometer*]. An instrument for ascertaining the specific gravity of any liquid.

panhygrous (pan-hi'grus) [Gr. πᾶς all + ὑγρός moist]. Moist or damp in all parts.

panhyperemia (pan"hi-per-e'me-ah) [Gr. πᾶς all + *hyperemia*]. General plethora.

panhysterectomy (pan"his-ter-ek'to-me) [Gr. πᾶς all + ὑστέρα uterus + ἐκτομή excision]. Complete extirpation of the uterus.

panhysterokolpectomy (pan-his"ter-o-kol-pek'-to-me) [Gr. πᾶς all + ὑστέρα uterus + κόλπος vagina + ἐκτομή excision]. Complete removal of the uterus and vagina, with obliteration of the cavity made thereby: done for prolapse of the uterus.

panidrosis (pan-id-ro'sis). See *panhidrosis*.

panighao (pan-e-ga'o). See *ground itch*, under *itch*.

panis (pa'nis). Latin for *bread*.

panitrin (pan-i'trin). A proprietary form of papaverin nitrate.

pankreon (pan'kre-on). A proprietary preparation of pancreatin with tannic acid: used in disorders dependent on functional insufficiency of the pancreas.

panmeristic (pan-mer-is'tik) [Gr. πᾶς all + μέρος part]. Pertaining to a protoplasmic structure made up of independent units or pangens.

panmixia (pan-miks'e-ah) [Gr. πᾶς all + μιγνύναι to mix]. Promiscuous sexual association.

panmyelophthisis (pan-mi"el-of-thi'sis) [Gr. πᾶν all + μύελος marrow + φθίσις wasting.] Atrophy of the bone-marrow.

panneuritis (pan-u-ri'tis) [Gr. πᾶς all + νεῦρον nerve + ιτις inflammation]. Multiple or general neuritis. **p. epidem'ica**, beriberi.

panniculitis (pan-ik-u-li'tis). Inflammation of the panniculus adiposus of the abdominal wall, a condition marked by stiffness of the abdominal wall, and by severe pain on movement or on pressure.

panniculus (pan-ik'u-lus) [L. dim. of *pan'nus* cloth]. A layer of membrane. **p. adipo'sus**, the subcutaneous layer of fat. **p. carno'sus**, a muscular layer within the superficial fascia of many animals; in man it is represented mainly by the platysma myoides.

pannus (pan'us) [L. "cloth"]. An abnormal membrane-like vascularization of the cornea, mainly due to the presence of trachomatous granulations. **p. carate'us**, pinta. **p. cras'sus**, pannus in which the opacity is extremely dense. **phlyctenular p.**, pannus along with phlyctenular conjunctivitis. **p. sic'cus**, pannus with xerophthalmia. **p. ten'uis**, pannus with very slight opacity.

panodic (pan-od'ik). See *panthodic*.

panopepton (pan-o-pep'tŏn) [L. *pa'nis* bread + *peptone*]. A proprietary food for invalids containing bread and peptonized beef.

panophobia (pan-o-fo'be-ah) [Gr. πᾶς all + φόβος fear]. A vague and persistent morbid dread of some unknown evil.

panophthalmia, panophthalmitis (pan-of-thal'me-ah, pan"of-thal-mi'tis) [Gr. πᾶς all + ὀφθαλμός eye]. Inflammation of all the structures or tissues of the eye.

panoptic (pan-op'tik) [Gr. πᾶν all + ὄψις vision]. Rendering everything visible: said of a stain which differentiates all the tissues of a specimen. See *Giemsa's stain*, under *stain*.

panoptosis (pan-op-to'sis) [Gr. πᾶς all + πτῶσις falling]. General ptosis of the abdominal organs.

panosteitis (pan"os-te-i'tis) [Gr. πᾶς all + ὀστέον bone]. Inflammation of every part of a bone.

panostitis (pan-os-ti'tis). Panosteitis.

panotitis (pan-o-ti'tis) [Gr. πᾶς all + οὖς ear]. An inflammation of all the parts or structures of the ear.

panpeptin (pan-pep'tin). A proprietary remedy containing pancreatin, trypsin, diastase, sodium cholate, duodenal juice, carica papaya, etc.

panphagin (pan-faj'in). A preparation resembling mycolysin in composition and properties, but used only in veterinary practice.

panphobia (pan-fo'be-ah). Same as *panophobia*.

panplegia (pan-ple'je-ah). Pamplegia.

Pansch's fissure (pantsh'ez) [Adolf *Pansch*, German anatomist, 1841–1887]. See *fissure*.

pansclerosis (pan-skle-ro'sis) [Gr. πᾶς all + σκλήρωσις hardening]. Complete induration of a part or organ.

panseptum (pan-sep'tum). The entire nasal septum, including bony and cartilaginous parts.

pansinuitis (pan"si-nu-i'tis). Pansinusitis.

pansinusitis (pan"si-nus-i'tis) [Gr. πᾶς all + *sinus* + Gr. -ιτις inflammation] Inflammation of all the sinuses, as of the facial bones.

panspermia, panspermatism (pan-sper'me-ah, pan-sper'mat-izm) [Gr. πᾶς all + σπέρμα seed]. 1. The doctrine that disease-germs and bacteria are everywhere present. 2. Same as *biogenesis*.

pansphygmograph (pan-sfig'mo-graf) [Gr. πᾶς all + σφυγμός pulse + γράφειν to record]. A device for recording cardiac, pulse, and chest movements at the same time.

pansporoblast (pan-spo'ro-blast) [Gr. πᾶς all + σπόρος spore + βλαστός germ]. A mother-cell of certain sporozoa, giving rise to two or more sporoblasts, from each of which a single spore is formed.

pansy (pan'ze). A violaceous herb, *Vio'la tricolor:* expectorant and aperient. Dose of fluid-extract, 2–10 min. (0.13–0.66 c.c.).

pantachromatic (pan"tak-ro-mat'ik) [Gr. πᾶς all + *achromatic*]. Entirely achromatic.

pantalgia (pan-tal'je-ah) [Gr. πᾶν all + ἄλγος pain]. Pain over the whole body.

pantamorphia (pan-tah-mor'fe-ah) [Gr. πᾶς all + ἀμορφία shapelessness]. Complete or general deformity.

pantamorphic (pan-tah-mor'fik). Formless.

pantanencephalia (pan"tan-en-sef-a'le-ah) [Gr. πᾶς all + *an-* priv. + ἐγκέφαλος brain]. Complete absence of the brain in a fetal monster.

pantankyloblepharon (pan-tang"kil-o-blef'ah-ron) [Gr. πᾶς all + ἀγκύλη noose + βλέφαρον lid]. General adhesion of the eyelids to the eyeball and to each other.

pantaphobia (pan-ta-fo'be-ah) [Gr. πᾶς all + ἀφοβία fearlessness]. Absence of fear.

pantatrophia, pantatrophy (pan-tat-ro'fe-ah, pan-tat'ro-fe) [Gr. πᾶς all + ἀτροφία atrophy]. General or complete malnutrition.

pantherapist (pan-ther'ap-ist) [Gr. πᾶς all + θεραπεία treatment]. A practitioner who is ready to draw his information from any and every source.

panthodic (pan-thod'ik) [Gr. πᾶς all + ὁδός way]. Radiating in every direction: said of nervous impulses.

panting (pant'ing). Swift and labored breathing; anhelation.

pantochromism (pan-to-kro'mizm) [Gr. πᾶς all + χρῶμα color]. The phenomenon of existing in two or more differently colored forms.

pantograph (pan'to-graf) [Gr. πᾶς all + γράφειν to write]. An instrument for recording graphically the contour of the chest.

pantomorphia (pan-to-mor'fe-ah) [Gr. πᾶς all + μορφή form]. General or perfect symmetry.

pantomorphic (pan-to-mor'fik). Able to assume any shape.

pantophobia (pan-to-fo'be-ah). Panophobia.

pantopon (pan'top-on) [Gr πᾶς all + *opium*]. An opium preparation containing the total opium alkaloids in the form of soluble hydrochlorids. It is said to be about double the strength of morphin.

pantoscopic (pan-to-skop'ik) [Gr. πᾶς all + σκοπεῖν to view]. Adapted to view both near and distant objects: a term appled to bifocal spectacles.

panturbinate (pan-ter'bin-āt). The entire turbinate structure, including bone and soft tissue.

Panum's casein (pah'noomz) [Peter Ludwig *Panum*, Swedish physiologist, 1820–1885]. Serum globulin.

panus (pa'nus) [L. "swelling"]. A lymphatic gland inflamed but not suppurating.

panzoötic (pan-zo-ot'ik) [Gr. πᾶν all + ζῷον animal]. Occurring pandemically among animals.

panzyme (pan'zīm) [Gr. πᾶς all + ζύμη leaven]. A proprietary preparation of diastase, pepsin, rennin, and pancreatin.

pao-ferro (pah-o-fer'o) The ironwood tree of Brazil The inner bark is said to have antidiabetic properties.

paopereira (pah"o-pah-ra'e-rah) [Portuguese *pao* tree + *pereira* briar]. The Brazilian tree *Geissosper'mum vello'sii*, and its febrifugal bark.

pap (pap) Any soft food, as bread soaked in milk.

papain (pah'pa-in). A digestive ferment from the juice of the fruit of the papaw, *Ca'rica papa'ya*. See *papaw*. It is a grayish powder, soluble in water and glycerin, and insoluble in alcohol, ether, and chloroform. It is used in dyspepsia, and as an application to warts, false membranes, etc. Dose, 1–5 gr. (0.066–0.333 gm.). As an application, a 5–15 per cent. solution in equal parts of water and glycerin is used.

Papaver (pah-pa'ver) [L. for poppy]. A genus of papaveraceous plants. *P. somnif'erum* affords *opium* (q. v.).

papaveramin (pap-av-er'am-in). An opium alkaloid, $C_{21}H_{25}NO_6$, obtained from commercial papaverin

papaverin (pap-av'er-in) [L. *papa'ver* poppy]. A white, hypnotic alkaloid, tetramethoxybenzyl-isoquinolin, $(CH_3O)_2C_6H_3\ CH_2C_9H_4N(O.CH_3)_2$, from opium. Dose, ½–1 gr. (0.008–0.016 gm.).

papaverolin (pap-av-er'o-lin). A crystalline substance, $C_{16}H_{13}NO_4 + 2H_2O$, derived from papaverin by the loss of four CH_2 groups.

papaveron (pap-av'er-on). A preparation of opium containing all of its alkaloids

papaverosin (pap-av-er'o-sin). A crystalline alkaloid from the dry seed-capsules of poppy.

papaw (pap-aw'). The tree *Ca'rica papa'ya*, of tropical America; also its digestant and anthelmintic fruit. The fruit contains papain and papayotin. Dose, 2–8 gr. (0.13–0.5 c.c.).

papaya (pap-a'yah). The juice of the papaw fruit.

papayotin (pap-ah-yo'tin). A digestive ferment from *Ca'rica papa'ya:* more active than papain. Dose, ½–1 gr. (0.016–0.065 gm.) (Merck).

paper (pa'per). See *charta*. **alkanin p.**, filter-paper dipped in an alcoholic solution of alkanin: alkalis turn it blue; acids, red. **amboceptor p.**, filter-paper saturated with amboceptor serum: used in the Noguchi test for syphilis. **anilin acetate p.**, mix equal volumes of anilin, water, and glacial acetic acid. Strips of filter-paper are dipped into this mixture and then dried. **antigen p.**, filter-paper saturated with antigen solution: used in the Noguchi test for syphilis. **articulating p.**, a carbon paper to be laid between the upper and lower teeth and bitten upon in order to record the contact relationships of the teeth. **asthma p.** See *niter p.* **azolitmin p.**, filter-paper saturated with a solution of azolitmin. Acids turn it from purple to bright red, alkalis turn it blue. **biuret p.**, filter-paper dipped in Gies's biuret reagent, dried, and cut into strips. **blistering p., cantharidal p.** See *charta cantharidis*. **blue litmus p.** See *litmus p.* **Congo-red p.**, wet filter-paper with a 0.2 per cent solution of Congo red in water, dry, and cut in strips **filter-p.**, a porous, unsized paper used in filtering. **gutta-percha p.**, charta guttæ-perchæ; gutta-percha tissue. **lacmoid p.**, blotting-paper impregnated with lacmoid. used in testing for alkalinity or acidity. **litmus p.**, bibulous paper impregnated with a solution of litmus, dried, and cut into strips. If slightly alkaline the paper is blue, and is used as a test for acids, which turn it red, if slightly acid it is red and alkalis turn it blue. **mustard p.**, charta sinapis: used as a counterirritant. **niter p.**, paper impregnated with potassium nitrate: burned in order to give off fumes which are inhaled in asthma. **potassium nitrate p.**, paper impregnated with potassium nitrate It is ignited and used as a moxa or by inhalation in asthma. Called also *saltpeter p.* **red litmus p.**, charta exploratoria rubra See *litmus p.* **saltpeter p.** Same as *niter p* **test p.**, paper that is impregnated with litmus or other indicator **turmeric p.**, charta exploratoria lutea; paper dyed yellow with turmeric. alkalis turn it brown. **wax p.**, charta cerata, paper treated with beeswax.

paper-skin (pa'per-skin). See under *skin*.

papescent (pap-es'ent). Having the consistence of pap.

papilla (pap-il'ah) [L.]. Any small, nipple-shaped elevation. **acoustic p.**, the organ of Corti. **bile-p.** Same as *duodenal p.* **circumvallate p.**, any one of the large papillæ at the root of the tongue, arranged like the letter V, opening forward. **clavate p.** See *fungiform p.* **conic p.** See *filiform p.* **dental p., dentinal p.**, the enlargement at the base of a dental follicle whence the dentin of a tooth is developed; the enamel-organ. **duodenal p.**, an elevation near the point where the ductus choledochus communis enters the duodenum. **p. filia'ria**, a papilla at the inner side of the descending portion of the duodenum, at the apex of which is the opening of the common bile-duct. **filiform p.**, any one of the slender papillæ of the tongue made up of connective tissue covered with a layer of epithelium. Called also *conic p.* **foliate p.**, one of the projections (rudimentary in man) arranged in folds along the lateral margins of the tongue in front of the anterior pillars of the fauces. **fungiform p.**, any one of the low, broad papillæ found on the surface of the tongue and covered by secondary papillæ. Called also *clavate p.* **fusiform p.**, the slender papillæ of the anterior two-thirds of the tongue. **hair-p.**, the mass within the corium upon which each hair-bulb rests. **incisive p.**, a rounded projection at the anterior end of the raphé of the palate. **interdental p.**, the triangular pad of gum which fills the space between the necks of the teeth. **p. lacrima'lis**, a papilla at the inner canthus pierced by a lacrimal punctum. **lenticular p.**, one of a series of papillæ of the tongue resembling, but less elevated than, the fungiform

papillæ. **lingual p.**, any one of the papillæ of the tongue. **p. mam'mæ** [B N A], the nipple. **optic p.**, the optic disk. **palatine p.**, the incisive papilla. **p. pi'li** [B N A], a hair papilla. **renal p.**, the summit of any one of the renal pyramids. **p. of Santorini**, the duodenal papilla. **p. spira'lis**, the spiral edge formed by Corti's organ. **tactile p's**, papillæ on the true skin inclosing tactile corpuscles. **urethral p.**, a slight elevation in the vestibule of the vagina on which is situated the external orifice of the urethra. **vallate p.** Same as *circumvallate p.* **Vater's p.** Same as *duodenal p.*

papillary (pap'il-a-re). Pertaining to a nipple or papilla.

papillectomy (pap-il-ek'to-me) [*papilla* + Gr. *ἐκτομή* excision]. Removal of one or more engorged papillæ from a kidney for the cure of hematuria.

papilledema (pap-il-e-de'mah). Edema of the optic papilla, choked disk; optic neuritis due to intracranial pressure and without inflammatory manifestations.

papilliferous (pap-il-if'er-us) [*papilla* + L. *fer're* to bear]. Bearing papillæ.

papilliform (pap-il'if-orm) [*papilla* + L. *for'ma* shape]. Shaped like a papilla.

papillitis (pap-il-i'tis) [*papilla* + Gr. *-ιτις* inflammation]. Inflammation of the optic papilla.

papillo-adenocystoma (pap-il"o-ad"en-o-sis-to'mah). Papilloma blended with adenoma and cystoma.

papillocarcinoma (pap-il"o-kar-sin-o'mah). 1. A carcinoma in which there are papillary excrescences. 2. A malignant papilloma.

papilloedema (pap-il-e-de'mah). See *papilledema*

papilloma (pap-il-o'mah), pl. *papillo'mata* [*papilla* + Gr. *-ωμα* tumor]. An epithelial tumor in which the cells cover finger-like processes or ridges of stroma. Papillomata include warts, condylomata, cutaneous horns, polypi, etc. **p. diffu'sum**, papillomata occurring in numbers on the legs and buttocks. **hard p.**, one growing from the squamous epithelium. **Hoffmann's p.**, a papillomatous growth of the nasal mucous membrane. **p. inguina'le trop'icum**, a disease of Colombo marked by the formation of filiform pinkish vegetations in the inguinal region; called also *acanthoma tropicum*. **intracanalicular p.**, a warty, non-malignant growth within the substance of certain glands, especially of the breast. **intracystic p.**, a papilloma formed within a cystic adenoma. **p. linea're**, linear ichthyosis. **p. neuropath'icum, p. neurot'icum**, a papillomatous growth or tumor along the course of a nerve. **soft p.**, one developed from the columnar epithelium **villous p.** 1. A persistent chorionic villus, usually found in the bladder; sometimes in a renal pelvis. 2. A villous outgrowth from the choroid plexus in a lateral ventricle of the brain. 3. A mammary tumor liable to be confounded with villous cancer.

papillomatosis (pap"il-o-mat-o'sis). A morbid condition characterized by the development of a crop of papillomata.

papillomatous (pap-il-o'mat-us). Of the nature of a papilloma.

papilloretinitis (pap-il"o-ret-in-i'tis). Inflammation of the optic nerve and disk.

papillosarcoma (pap-il"o-sar-ko'mah). A malignant papilloma.

papin (pa'pin). A proprietary preparation of catechu, quinin, and dextrin.

Papin's digester (pap-az') [Denis *Papin*, French physicist, 1647–1714]. An apparatus for subjecting substances to the action of water at a heat greater than boiling-point.

papine (pa'pin). A proprietary anodyne opium preparation. Dose, 15–60 min. (1–4 c.c.).

papoid (pa'poid). A ferment and digestant from papaw fruit. See *papaw*.

pappataci fever (pap-at-a'ke). See *sandfly fever*, under *fever*.

Pappenheim's staining (pahp'en-hīmz) [Artur *Pappenheim*, German physician, 1870–1917]. See under *stains, table of*.

pappose (pap'pōs). Having a downy surface or pappus.

pappus (pap'pus) [L.; Gr. *πάππος*]. 1. The first downy growth of the beard. 2. The lanugo.

papular (pap'u-lar) [L. *papula'ris*]. Consisting of, characterized by, or pertaining to, a papule.

papulation (pap-u-la'shun). The production of papules.

papule (pap'ūl) [L. *pap'ula* pimple]. A small circumscribed, solid elevation of the skin. **Celsus' p's**, lichen agrius. **dry p.**, the papule of chancre. **moist p., mucous p.**, a syphilitic condyloma.

papuliferous (pap-u-lif'er-us) [*papule* + L. *fer're* to bear]. Having or covered with papules.

papulo-erythematous (pap"u-lo-er-ith-em'at-us). Marked by papules on an erythematous surface.

papuloid (pap'u-loid). Resembling a papule.

papulopustular (pap"u-lo-pus'tu-lar). Marked by the presence of papules and pustules.

papulosquamous (pap"u-lo-skwa'mus). Both papular and scaly.

papulovesicular (pap"u-lo-ves-ik'u-lar). Marked by the presence of papules and vesicles.

papyraceous (pap-ir-a'shus) [L. *papyra'ceus*]. Like paper; chartaceous.

Paquelin's cautery (pah-ke-lanz') [Claude André *Paquelin*, French physician, 1836–1905]. See *cautery*.

par (par). Latin for *pair* **p. va'gum**, the vagus nerves.

para- [Gr. *παρά* beyond]. A prefix meaning beside, beyond, accessory to, apart from, against, etc.

para-aceratosis (par"ah-ah-ser-at-o'sis). Parakeratosis.

para-acetophenolethyl carbonate. A colorless, crystalline powder: hypnotic, analgesic, and antipyretic Dose, 8 gr. (0.5 gm).

para-acetphenetidin (par"ah-as-et-fe-net'id-in). Phenacetin.

para-amidophenetol (par"ah-am"id-o-fen'et-ol). A substance used in preparing pyrantin, $NH_2.C_6H_4.OC_2H_5$.

para-analgesia (par"ah-an-al-je'ze-ah). Analgesia of the lower part of the body, including the lower limbs.

para-anesthesia (par"ah-an-es-the'ze-ah). Anesthesia of the lower part of the body and of the legs.

para-appendicitis (par"ah-ap-en-dis-i'tis). Appendicitis involving the nearby structures.

parabanic acid (par-ab-an'ik). See *acid*.

parabiosis (par"ah-bi-o'sis) [Gr. *παρά* beside + *βίωσις* living]. 1. The union of two individuals, as of joined twins, or by surgical operation. 2. Temporary suppression of conductivity and excitability in a nerve. **vascular p.**, the crossing of the circulation between two individuals.

parabiotic (par"ah-bi-ot'ik). Pertaining to or marked by parabiosis.

parabismuth (par-ah-biz'muth). A preparation of ostauxin and bismuth containing 50 per cent. of bismuth.

parablast (par'ah-blast) [Gr. *παρά* beside + *βλάστος* germ]. That part of the mesoblast from which the blood-vessels, lymphatics, etc., are developed.

parablastic (par-ah-blas'tik). Pertaining to the parablast.

parablastoma (par"ah-blas-to'mah) [*parablast* + Gr. *-ωμα* tumor]. Any tumor made up of parablastic tissue.

parablepsia, parablepsis (par-ah-blep'se-ah, par-ah-blep'sis) [Gr. *παρά* amiss + *βλέψις* vision]. False or perverted vision.

parabolus (par-ab'o-lus), pl. *parab'oli* [Gr. *παράβολος* venturesome]. In medieval medicine, an agent of the church who sought out the indigent sick for care and treatment.

parabulia (par-ah-bu'le-ah) [Gr. *παρά* beside + *βουλή* will]. Perversion of the will.

paracain (par'ak-a-in). A local anesthetic, the hydrochlorid of paramino-benzoyl-diethyl-aminoethynol: used as a substitute for novocain.

paracanthoma (par"ah-kan-tho'mah). Same as *paracanthosis*.

paracanthosis (par"ah-kan-tho'sis) [Gr. *παρά* beside + *ἄκανθα* prickle]. A skin-cancer or other perversion of growth in the prickle-layer of the skin.

paracarmin (par-ah-kar'min). A staining medium consisting of 1 part of carminic acid, 4 parts of calcium chlorid, and 100 parts of 70 per cent. alcohol. It stains quickly, does not overstain, and is adapted for staining large objects.

paracasein (par-ak-a'se-in). The insoluble curd formed from casein by the enzyme, rennin.

paracele (par'as-ēl). Same as *paracœle*.

paracellulose (par-ah-sel'u-lōs). A kind of cellulose found in the pith of plants.

paracelsian (par-ah-sel'se-an). Pertaining to or called after Paracelsus.

Paracelsus (par-ah-sel'sus). A famous Swiss physician and alchemist, born 1493. His medical importance is due to the impetus which he gave to the development of pharmaceutic chemistry. Died, 1541.

paracenesthesia, paracœnesthesia (par"ah-senes-the'ze-ah) [Gr. *παρά* beside + *cenesthesia*]. Any abnormality of the general sense of well-being: it includes demonopathies, zoöpathies, etc. Cf. *cenesthopathia*.

paracentesis (par"ah-sen-te'sis) [Gr. *παρά* beside + *κέντησις* puncture]. Surgical puncture of a cavity; tapping. **p. abdom'inis,** paracentesis by tapping of the abdomen. **p. capi'tis,** tapping of the cranium for the removal of effusion in hydrocephalus. **p. cor'dis,** surgical puncture of the heart. **p. pericar'dii,** puncture or tapping of the pericardial sac. **p. pulmo'nis,** tapping of the lung. **p. thora'cis,** tapping of the chest; thoracocentesis. **p. tu'nicæ vagina'lis,** tapping of the tunica vaginalis. **p. tym'pani,** incision of the tympanic membrane for drainage or irrigation. **p. vesi'cæ,** puncture of the bladder wall.

paracentetic (par"ah-sen-tet'ik). Pertaining to or accomplished by a paracentesis.

paracentral (par-ah-sen'tral). Situated near a center.

paracephalus (par-ah-sef'al-us) [Gr. *παρά* beside + *κεφαλή* head]. A fetus with a rudimentary or misshapen head, imperfect sense-organs, and defective trunk or limbs.

paracerebellar (par"ah-ser-e-bel'ar). Pertaining to the lateral part of the cerebellum.

parachloralose (par-ah-klo'ral-ōs). A substance, $C_8H_{12}Cl_3O_6$, in iridescent plates, formed by a combination of dextrose and chloral. It is isomeric with chloralose.

parachlorophenol (par"ah-klo-ro-fe'nol). See *parachlorphenol*.

parachlorosalol (par"ah-klo-ro-sal'ol). A crystalline combination of chlorin and salol, $OH.C_6H_4.CO.OC_6H_4.Cl$: used like salol. Daily dose, 60–90 gr. (4–6 gm.).

parachlorphenol (par"ah-klor-fe'nol). A crystalline substance, $Cl.C_6H_4.OH$, a safe and strong disinfectant and antiseptic: used in lupus and erysipelas. **p. salicylate** is used as an intestinal antiseptic. Dose, 15–20 gr. (1–1.3 gm.).

paracholera (par-ah-kol'er-ah). A disease resembling Asiatic cholera, but caused by an organism other than the Vibrio choleræ.

paracholesterin (par"ah-ko-les'ter-in). A form of cholesterin occurring in vegetable tissue.

paracholia (par-ah-ko'le-ah) [Gr. *παρά* beside + *χολή* bile]. Disordered bile secretion.

parachordal (par-ah-kor'dal) [Gr. *παρά* beside + *χορδή* cord]. 1. Situated beside the notochord. 2. Any one of a set of bars of fetal cartilage which appear to mark the growth of centers of chondrification for the occipital vertebræ.

Parachordodes (par"ah-kor-do'dēs). A genus of Gordiacea. A few cases of infection with this worm have been reported. *P. pustulo'sus*, from Italy. *P. tolosa'nus*, from France and from Italy. *P. viola'ceus*, from Italy, one specimen taken from the throat.

parachrea (par-ah-kre'ah). Same as *parachroia*.

parachroia (par-ah-kroi'ah) [Gr. *παρά* beside + *χροιά* color]. Abnormality of coloration.

parachroma (par-ah-kro'mah) [Gr. *παρά* beside + *χρῶμα* color]. Change in the color of the skin; abnormal coloration of the skin.

parachromatin (par-ah-kro'mat-in). A chromatophil substance contained in the finer part of the nuclear substance, as in the nucleoplasm of the spindle in karyokinesis.

parachromatism (par-ah-kro'mat-izm) [Gr. *παρά* beside + *χρῶμα* color]. Color-blindness; incorrect perception of colors.

parachromatopsia (par"ah-kro-mat-op'se-ah) [Gr. *παρά* beside + *χρῶμα* color + *ὄψις* vision]. Color-blindness.

parachromatosis (par"ah-kro-mat-o'sis). Same as *parachroma*.

parachrome (par'ah-krōm). Same as *parachromophoric*.

parachromophore (par-ah-kro'mo-fōr) [Gr. *παρά* beside + *χρῶμα* color + *φορός* bearing]. A bacterium which secretes a pigment and retains it within its own body.

parachromophoric (par"ah-kro-mo-for'ik) [Gr. *παρά* beside + *chromophoric*]. Pervertedly chromophoric; both chromophoric and chromoparic; secreting coloring-matter, but retaining it in the organism.

parachymosin (par"ah-ki-mo'sin) [Gr. *παρά* beside + *chymosin*]. The variety of lab-ferment found in the human stomach and in that of the pig.

paracinesia, paracinesis (par"ah-sin-e'se-ah, par"ah-sin-e'sis) [Gr. *παρά* beside + *κίνησις* motion]. Any disease characterized by perversion of the motor powers.

paracmastic (par-ak-mas'tik). Declining.

paracme (par-ak'me) [Gr. *παρά* beyond + *ἀκμή* point]. The stage of decline or remission.

paracnemis, paracnemidion (par-ak-ne'mis, par"ak-ne-mid'e-on) [Gr. *παρά* beside + *κνήμη* shin]. The fibula.

paracœle (par'as-ēl) [Gr. *παρά* beside + *κοῖλος* hollow]. A lateral ventricle of the brain.

paracolitis (par"ah-ko-li'tis). Inflammation of the outer coat of the colon.

paracolon bacillus (par-ah-ko'lon). See under *bacillus*.

paracolpitis (par"ah-kol-pi'tis) [Gr. *παρά* near + *κόλπος* vagina + *-ιτις* inflammation]. Inflammation of the tissues around the vagina.

paracolpium (par-ah-kol'pe-um) [Gr. *παρά* near + *κόλπος* vagina]. The connective and other tissues that surround the vagina.

paracone (par'ah-kōn) [Gr. *παρά* beside + *χῶνος* cone]. The mesiobuccal cusp of any upper molar.

paraconid (par-ah-ko'nid). The mesiobuccal cusp of a lower molar.

paraconin, paraconiin (par-ah-ko'nin, par-ah-ko'ne-in). A poisonous yellow liquid, $C_8H_{15}N$, obtained by heating butyric aldehyd with ammonia.

paracoto (par-ah-ko'to). A South American bark much resembling coto, but better and less pungent.

paracotoin (par"ah-ko-to'in). A crystalline substance from paracoto: useful in diarrhea and in night-sweats. Dose, ½–3 gr. (0.033–0.194 gm.).

paracousis (par-ak-oo'sis). Same as *paracusis*.

paracreosotic acid (par"ah-kre-o-so'tik). See *cresotic acid*, under *acid*.

paracresalol (par-ah-kres'al-ol). A white, crystalline, antiseptic substance: isomeric with the other cresalols. See *cresalol*. Dose, 3–30 gr. (0.2–2 gm.).

paracresol (par-ah-kre'sol). 1. One of the three isomeric forms or recognized varieties of cresol. See *cresol*. 2. A patented soluble and nearly odorless preparation of cresol· disinfectant.

paracresylol (par-ah-kres'il-ol). Cresalol.

paracrisis (par-ah-kri'sis, par-ak'ris-is) [Gr. *παρά* beside + *κρίνειν* to secrete]. Any disorder of the secretions.

paracurarin (par"ah-ku-rar'in). An alkaloid, $C_{19}H_{21}NO_4$, from curare, which has the characteristic physiologic action of curare

paracusis, paracusia (par-ah-ku'sis, par-ah-ku'se-ah) [Gr. *παρά* beside + *ἀκούειν* to hear]. Any perversion of the sense of hearing. **p. a'cris,** intense and incessant acuity of hearing. **p. duplica'ta.** Same as *diplacusis*. **p. lo'ci,** inability to locate correctly the origin of sounds. **p. willisia'na,** ability to hear best in a loud din (Thomas Willis, 1672).

paracyesis (par"ah-si-e'sis) [Gr. *παρά* beside + *κύησις* pregnancy]. Extra-uterine pregnancy.

paracystic (par-ah-sis'tik) [Gr. *παρά* near + *κύστις* bladder]. Situated near the bladder.

paracystitis (par"ah-sis-ti'tis) [Gr. *παρά* near + *κύστις* bladder + *-ιτις* inflammation]. Inflammation of the tissues around the bladder.

paracystium (par-ah-sis'te-um) [Gr. *παρά* near + *κύστις* bladder]. The connective and other tissues around the bladder.

paracytic (par-ah-sit'ik) [Gr. *παρά* beside + *κύτος* cell]. Noting cell-elements present in the blood or other part of the organism, but enthetic or not normal to it.

paradenitis (par"ad-en-i'tis) [Gr. *παρά* beside + *ἀδήν* gland + *-ιτις* inflammation]. Inflammation of the tissues around a gland.

paradental (par-ah-den'tal). Near a tooth; alongside of a tooth.

paradentitis (par"ah-den-ti'tis). Same as *parodontitis*.

paraderm (par'ah-derm) [Gr. *παρά* beside + *δέρμα* skin]. The part of the vitellus of the ovum whence the cells are formed which enter the body of the embryo.

paradiagnosis (par"ah-di-ag-no'sis) [Gr. *παρά* beside + *diagnosis*]. A diagnosis that is almost, but not quite, correct.

paradidymal (par-ah-did'im-al). 1. Pertaining to the paradidymis. 2. Beside the testicle.

paradidymis (par-ah-did'im-is) [Gr. *παρά* beside + *δίδυμος* testicle]. [B N A]. A body on the spermatic cord above the epididymis. It consists of closed tubes, and represents the remains of the posterior part of the wolffian body. Called also *organ of Giraldès, parepididymis*, and *massa innominata*.

paradimethylaminobenzaldehyd (par"ah-dimeth"il-am"in-o-ben-zal'de-hid). A substance, $CHO\,C_6H_4.N(CH_3)_2$: used in testing for tryptophan or other indol derivative.

paradiphenylbiuret (par"ah-di-fen-il-bi-u'ret). A substance, $NH(CO.NH.C_6H_4OH)_2$, transformed into benzoic acid in the body.

paradiphtherial, paradiphtheric (par"ah-dif-the're-al, par"ah-dif-ther'ik). Having a remote or indirect relation to diphtheria.

paradox (par'ad-oks) [Gr. *παραδόξος* incredible]. A statement which seems to be, though it may not be, absurd or self-contradictory. **p. of Kretz,** while the injection of an accurately neutralized toxin-antitoxin mixture produces no bad effects in a normal animal, the reverse is the case in an animal that has previously been actively immunized with a toxin. **Weber's p.,** the elongation of a muscle which has been so stretched that it cannot contract.

paradoxic (par-ah-doks'ik) [Gr. *παράδοξος* incredible]. Occurring at variance with the normal rule.

paradysentery (par-ah-dis'in-ter-e). A diarrhea resembling mild dysentery.

para-eccrisis (par-ah-ek'ris-is) [Gr. *παρά* beside + *ἔκκρισις* excretion]. Disordered secretion or excretion.

para-enteric (par"ah-en-ter'ik). Paratyphoid.

para-epilepsy (par-ah-ep'il-ep-se). An epileptic attack consisting only of the aura without convulsions.

para-equilibrium (par"ah-e-kwil-ib're-um). Vertigo due to disturbance of the vestibular apparatus of the ear.

paræsthesia (par-es-the'zhe-ah). Same as *paresthesia*.

Par. aff. Abbreviation for L. *pars affec'ta*, the part affected.

paraffin (par'af-fin) [L. *pa'rum* little + *af'finis* akin]. 1. A white, waxy hydrocarbon distilled from coal-tar, shale, or from wood. It occurs in several varieties All varieties are used as excipients and emollients. 2. Any saturated hydrocarbon of the marsh-gas series **chlorinated p.** See *chlorcosane*. **hard p.,** a white transparent crystalline wax-like solid melting above 45° C. **liquid p.,** petrolatum liquidum, or paraffin oil, an oily liquid. **soft p.** Same as *hard p.* **solid p.,** vaselin or petroleum jelly, a white or yellow butter-like substance melting between 30° and 40° C.

paraffinal (par-af'in-al). A stable emulsion of paraffin employed as a laxative (Weil).

paraffinoma (par-ah-fin-o'mah). A chronic granuloma produced by prolonged continuous exposure to the irritation of paraffin.

paraffinum (par-af-i'num). Paraffin.

parafibrinogen (par"ah-fi-brin'o-jen). A compound resembling fibrin, obtained by repeated precipitation of fibrinogen with salt.

paraflagellate (par-ah-flaj'el-āt). Having paraflagella.

paraflagellum (par"ah-flaj-el'um), pl *paraflagel'la*. A small accessory flagellum.

parafloccu'lus (par-ah-flok'u-lus). Same as *accessory flocculus*. See *flocculus*.

paraform, paraformaldehyd (par'ah-form, par"ah-for-mal'de-hīd). Oxymethylene, $(CH_2O)n$, a white, crystalline polymer of formaldehyd. It is an internal and external antiseptic. Dose, 7½–15 gr. (0.5–1 gm.). 2. A white powder, formalin, $C_3H_6O_3$, an internal antiseptic. Dose, 7½–15 gr. (0.5–1 gm.).

parafuchsin (par-ah-fook'sin). A dye of the triphenylmethane series, triaminotriphenyl-methane chlorid, $C(C_6H_4.NH_2)_3Cl$: used in the treatment of trypanosomiasis.

parafunction (par'ah-funk-shun). A disordered or perverted function.

parafunctional (par-ah-funk'shun-al). Characterized by perverted or abnormal function.

paragammacism (par-ah-gam'mah-sizm)[Gr *παρά* aside + *γάμμα* the Greek letter G]. The faulty utterance of *g-*, *k-*, and *ch-* sounds.

paraganglina, paraganglin (par"ah-gang-li'nah, par-ah-gang'lin). A preparation from the medullary substance of the suprarenal capsule of oxen: used as a stomachic and intestinal stimulant.

paraganglioma (par"ah-gang-le-o'mah). A tumor of the chromaffin tissue.

paraganglion (par-ah-gang'le-on), pl. *paragan'glia*. 1. Any one of the chromaffin bodies forming masses of chromaffin tissue scattered along the entire sympathetic nervous system and in various parts of the body. 2. One of the oval masses of cells in the medullary substance of the adrenal bodies. **p. carot'icum.** See *carotid gland*, under *gland*.

paragelatose (par-ah-jel'at-ōs). A substance obtained by boiling gelatin.

parageusia (par-ah-ju'se-ah) [Gr. παρά beside + γεῦσις taste]. 1. Perversion of the sense of taste. 2. A bad taste in the mouth.

parageusic (par-ah-ju'sik). Having a perverted sense of taste.

paragglutination (par-ag-lu-tin-a'shun). See *paraserum reflex*, under *reflex*.

paraglobulin (par-ah-glob'u-lin). A globulin from blood-serum, blood-cells, lymph, and various connective tissues. Called also *fibroplastin*, *fibrinoplastin*, and *serum-globulin*.

paraglobulinuria (par-ah-glob"u-lin-u're-ah) [*paraglobulin* + Gr. οὖρον urine]. The discharge of paraglobulin in the urine.

paraglossa (par-ah-glos'sah) [Gr. παρά beside + γλῶσσα tongue] Swelling of the tongue.

paraglossia (par-ah-glos'e-ah) [Gr. παρά beside + γλῶσσα tongue]. Inflammation of the tissues under the tongue.

paraglossitis (par-ah-glos-i'tis). Same as *paraglossia*.

paragnathus (par-ag'nath-us) [Gr. παρά beside + γνάθος jaw]. A fetal monster with a supernumerary jaw.

paragnosis (par-ah-gno'sis) [Gr. παρά beside + γνωσις knowledge]. Diagnosis, after death, by means of contemporaneous accounts of the diseases which have affected historical characters.

paragomphosis (par"ah-gom-fo'sis) [Gr. παρά beside + γομφοῦν to fasten]. Impaction of the head of the fetus in the pelvic canal.

paragonimiasis (par-ah-go-nim-i'as-is). Infection by the lung-fluke, *Paragon'imus westerman'ii*.

Paragonimus (par-ah-gon'ım-us). A genus of trematode parasites They have two invertebrate hosts, the first is a mollusk (*Melania*) and the second a crustacean (*Potamon* or *Eriocheir*). **P. hellicot'ti**, a species closely allied to *P. westermanii*, found in hogs in the United States. **P. rin'geri.** Same as *P westermanii*. **P. westerman'ii**, the lung-fluke, an oval or pear-shaped fluke of a pinkish or reddish-brown color, found in cysts in the lungs and sometimes in the pleura, liver, abdominal cavity, and elsewhere. It causes the disease known as parasitic or oriental hemoptysis It occurs especially in Asiatic countries, and infests the lower animals as well as man. In Venezuela, the crab, *Pseudothelphusa iturbei*, probably transmits the parasite to man. Called also *Distoma westermanii*, *Distoma ringeri*, and *Distoma pulmonale*.

paragonorrheal (par"ah-gon-o-re'al). Having a remote or indirect relation to gonorrhea.

Paragordius (par-ah-gor'de-us). A genus of the Gordiacea. **P. cin'tus**, one case has been reported from Africa. **P. tricuspida'tus**, in one case in France this worm was extracted from the throat **P. va'rius**, several cases of infection with this worm have been reported in North America.

paragraphia (par-ah-gra'fe-ah) [Gr. παρά beside + γράφειν to write]. A disorder in which the patient writes one word in place of another.

Paraguay tea (par'ah-gwi). See *mate*.

parahemoglobin (par"ah-hem-o-glo'bin). 1. A dark form of hemoglobin occurring in crystalline form in the tissue in conditions marked by considerable blood destruction. 2. A proprietary therapeutic blood preparation said to contain 5 per cent. of iron.

parahepatic (par"ah-he-pat'ik) [Gr. παρά beside + ἧπαρ liver]. Beside the liver.

parahepatitis (par"ah-hep-at-i'tis). Inflammation of parts around the liver.

parahormone (par-ah-hor'mōn) [Gr. παρά beside + *hormone*]. A substance, not a true hormone, which has a hormone-like action in controlling the action of some distant organ.

parahydropin (par-ah-hi'dro-pin) [Gr. παρά beside + ὕδρωψ dropsy]. A proprietary diuretic containing theobromin.

parahydroxyphenylethylamin (par-ah-hi-drok-se-phen-il-eth-il-am'in). Tyramin.

parahypnosis (par"ah-hip-no'sis) [Gr. παρά beside ὕπνος sleep]. Abnormal or perverted sleep.

parahypophysis (par"ah-hi-pof'is-is). An accessory pituitary body.

parainfection (par-ah-in-fek'shun) The condition of being affected with a disease whose symptoms resemble those of an infectious disease, but which is not due to the germs of the infectious disease.

parainfectious (par-ah-in-fek'shus). Due indirectly to infection; due to the conditions produced by infection rather than by the infection itself.

para-influenzal (par"ah-in-flu-en'zal). Due indirectly to influenza; due to the conditions produced by influenza.

para-iodoxyanisol (par-ah-i"o-dox-e-an'is-ol). Same as *isoform*.

parakeratosis (par"ah-ker-at-o'sis). Any abnormality in the horny layer of the skin. **p. ostra'cea.** Same as *p. scutularis*. **p. psoriasifor'mis**, a condition characterized by the formation of scabs like those of psoriasis. **p. scutula'ris**, a disease of the scalp marked by the formation of crusts which envelop the hairs and send up incrustations around the hairs. **p. variega'ta**, a disease characterized by a red, scaly eruption in the form of a network inclosing patches of normal skin.

parakinesia (par-ah-kin-e'se-ah) Parakinesis.

parakinesis (par"ah-kin-e'sis) [Gr. παρά beside + κίνησις motion] Perversion of motor function resulting in strange and unnatural movements.

parakinetic (par"ah-kin-et'ik). Relating to or affected by parakinesis.

paral (par'al). A proprietary preparation of lanolin, paraffin, and water.

paralactic acid (par-ah-lak'tik). Sarcolactic acid. See under *acid*.

paralalia (par-ah-la'le-ah) [Gr. παρά beside + λαλιά speech]. Any disturbance of the faculty of speech. **p. litera'lis**, impairment of the power to utter the sounds of certain letters.

paralambdacism (par-ah-lam'dah-sizm) [Gr. παρά beside + λάμβδα letter L]. An improper utterance of *l*-sounds.

paralbumin (par-al-bu'min) [Gr. παρά near + *albumin*]. An albumin or protein substance found in ovarian cysts.

paraldehyd (par-al'de-hid) [Gr. παρά beside + *aldehyd*]. A derivative, $C_6H_{12}O_3$, of aldehyd. It is a clear liquid, of disagreeable taste and smell; soluble in water, alcohol, and ether. It has hypnotic and anodyne properties, and is used in mania, delirium tremens, tetanus, and other nervous disorders, and as an antidote to morphin. Dose, 30–60 min. (2–4 c.c.).

paraldehydism (par-al'de-hi-dizm). A condition produced by excessive use of paraldehyd; paraldehyd-poisoning.

paraleprosis (par"ah-lep-ro'sis). Paraleprosy.

paraleprosy (par-ah-lep'ros-e). A mild or aborted form of leprosy.

paralepsy (par'ah-lep-se). Same as *psycholepsy*.

paralexia (par-ah-leks'e-ah) [Gr. παρά almost + *alexia*]. Impairment of the power of reading, marked by the transposition of words and syllables into meaningless combinations.

paralexic (par-ah-lek'sik). Pertaining to or affected with paralexia.

paralgesia, paralgia (par-al-je'se-ah, par-al'je-ah) [Gr. παρά beside + ἄλγος pain]. Any condition marked by abnormal and painful sensations; a painful paresthesia.

paralgesic (par-al-je'sik). Pertaining to or affected with paralgesia.

paralinin (par-ah-li'nin) [Gr. παρά beside + *linin*]. Karyolymph.

paralipophobia (par"ah-li-po-fo'be-ah) [Gr παραλείπειν to neglect + φόβος fear]. Morbid apprehension of neglecting something.

parallactic (par-al-ak'tik). Pertaining to parallax.

parallagma (par-al-ag'mah) [Gr. παράλλαγμα]. Displacement of a bone or of the fragments of a broken bone.

parallax (par'al-aks) [Gr. παραλλάξ in turn]. An apparent displacement of an object due to a change in the patient's position. **binocular p.**, the seeming difference in position of an object as seen separately by one eye and then by the other, the head remaining stationary. **crossed p.**, **heteronymous p.**, that in which the thing observed seems to move away from the open eye, one of the eyes being closed or covered. **direct p.**, **homonymous p.**, that in which the thing seen appears to move toward the uncovered or open eye. **vertical p.**, that in which the thing observed appears to move upward or downward.

parallelism (par'al-el-izm). The doctrine that mental processes and brain processes run side by side and that they do not interact. See *automatism*.

parallelometer (par-al-el-om'et-er) [*parallel* + Gr. μέτρον measure]. An instrument used in artificial denture work to determine the exactness of the parallel relationship of lines and surfaces.

paralodion (par-ah-lo'de-on). Collodion in shredded form, used in the preparation of an embedding medium for microscopic work.

paralogia (par-al-o'je-ah) [Gr. παρά beside + λόγος reason]. A disordered state of the reason; impairment of the reasoning power marked by illogical or delusional speech. **thematic p.**, a perversion of the mind in which the patient dwells unduly upon one subject.

paralogism (par-al'oj-izm). The use of meaningless or illogical language by the insane.

paralysin (par-al'is-in). See *agglutinin*.

paralysis (par-al'is-is) [Gr. παρά beside + λύειν to loosen]. A loss of motion or sensation in a living part or member. **p. of accommodation**, paralysis of the ciliary muscles so as to prevent accommodation of the eye. **acoustic p.**, nervous deafness. **acute ascending p.**, a rapidly progressing and often fatal ascending paralysis of unknown cause. It begins in the muscles of the feet and gradually ascends to the other muscles of the body. There are no discoverable lesions, and the disease runs its course in from two days to four weeks. Called also *Landry's p.* **acute atrophic p.**, **infantile p.**, the acute anterior poliomyelitis of childhood. See *anterior poliomyelitis*. **acute infectious p.**, acute anterior poliomyelitis. **acute wasting p.** See *poliomyelitis*. **p. ag'itans**, shaking palsy, or Parkinson's disease: a disease of late life, progressive in its course, and marked by a characteristic tremor of the muscles, weakness, delay of voluntary motion, a peculiar festinating gait, and muscular contraction, causing peculiar and characteristic positions of the limbs and head. The disease is attended with excessive sweating and feelings of heat and cold. **p. ag'itans, juvenile**, a condition developing in early life, marked by increased muscle tone with the characteristic attitude and facies of paralysis agitans, due to a progressive degeneration of the globus pallidus. Called also *syndrome of globus pallidus* and *paleostriatal syndrome of Hunt*. **alcoholic p.**, paralysis caused by habitual drunkenness. **anapeiratic p.**, occupation neurosis. **anesthesia p.**, paralysis following anesthesia. **anterior spinal p.**, poliomyelitis anterior. **arsenical p.**, paralysis due to arsenical poisoning. **ascending p.**, spinal paralysis that progresses cephalad. **association p.** Same as *bulbar p.* **asthenic bulbar p.**, myasthenia gravis pseudoparalytica. **asthenobulbospinal p.**, myasthenia gravis. **atrophic spinal p.**, poliomyelitis anterior. **Bell's p.**, **facial p.**, paralysis of the face due to lesion of the facial nerve or of its nucleus. **Bernhardt's p.**, pain and hyperesthesia on the outer surface of the thigh, due to disease of the external cutaneous nerve of the thigh. **birth-p.**, that which is due to injury received at birth. **brachial p.**, paralysis of an arm. **brachiofacial p.**, that which affects the face and an arm. **Brown-Séquard's p.**, paralysis of motion on one side and of sensation on the other after hemisection of the spinal cord. **bulbar p.**, paralysis due to changes in the motor centers of the oblongata: especially chronic or progressive bulbar paralysis, a chronic, usually fatal, disease, marked by progressive paralysis and atrophy of the muscles of the lips, tongue, mouth, pharynx, and larynx, and due to degeneration of the nerve nuclei of the floor of the fourth ventricle. Death results in from one to several years from extension to the cardiac or respiratory centers, from atrophy of the muscles of respiration, or from entrance of food into the air-passages. It is called also *labioglossopharyngeal p.*, *labioglossolaryngeal p.*, and *Duchenne's p.* **bulbospinal p.**, myasthenia gravis. **central p.**, any paralysis due to a lesion of the brain or spinal cord. **centrocapsular p.**, that which is due to disease of the internal capsule. **centrocortical p.**, that which is due to disease of the cerebral cortex. **cerebral p.**, any paralysis due to an intracranial lesion. **chlorotic p.**, paralysis from chlorosis. **circumflex p.**, paralysis of the circumflex nerve. **complete p.**, entire loss of motion, sensation, and function. **compression p.**, paralysis caused by pressure on a nerve, as by a crutch or during sleep. **cortical p.**, paralysis dependent upon a lesion of the brain cortex. **creeping p.**, locomotor ataxia. **crossed p.**, that which affects one side of the face and the other side of the body. **crural p.**, that which chiefly affects the thigh or thighs. **crutch-p.**, paralysis of an arm or of the arms, due to pressure of the crutch in the axilla. **Cruveilhier's p.**, progressive muscular atrophy. **decubitus p.**, paralysis due to pressure on a nerve from lying for a long time in one position. **dental p.**, poliomyelitis anterior, occurring in teething children. See *anterior poliomyelitis*. **diphtheric p.**, **diphtheritic p.**, a partial paralysis which often follows diphtheria, chiefly affecting the soft palate and throat muscles. **diver's p.**, caisson disease. **drummer's p.**, an extensor paralysis of the distal phalanx of the thumb of the left side occurring in drummers. **drunkards' arm-p.**, a variety of musculospiral paralysis. **Duchenne's p.** Same as *bulbar p.* **emotional p.**, paralysis with emotional excitement occurring in hysteric subjects. **epidemic infantile p.** See *acute anterior poliomyelitis*, under *poliomyelitis*. **Erb's p.** 1. Same as *birth-palsy*. 2. Partial paralysis of the brachial plexus affecting various muscles of the arm and chest wall. **Erb-Duchenne p.**, paralysis of the upper roots of

brachial plexus due to destruction of the fifth and sixth cervical roots and characterized by absence of involvement of the small hand muscles. **essential p.**, acute anterior poliomyelitis. **exhaustion p.**, paralysis from overwork. **facial p.** See *Bell's p.* **Féréol-Graux p.**, paralysis affecting the internal rectus of one eye and the external rectus of the other, caused by lesion of the abducens nucleus. **flaccid p.**, paralysis with loss of tonus of the muscles of the paralyzed part and absence of reflexes. **functional p.**, a temporary paralysis which is apparently not caused by a nerve lesion. **galloping p.**, a rapidly progressive form of general paresis. **general p., general p. of the insane**, general paresis. See *paresis*. **glossolabial p.** See *bulbar p.* **Gubler's p.**, crossed hemiplegia. **histrionic p.**, paralysis of certain muscles of the face, producing a facial expression of some emotion. **hysteric p.**, one that may simulate any form of paralysis: it appears to have no adequate causative lesion. **incomplete p.**, partial paralysis or paresis. **Indian-bow p.**, paralysis of the thyro-arytenoid muscles. **infantile p.**, poliomyelitis anterior. See *poliomyelitis*. **infantile spastic p.**, the cerebral palsy of childhood. **infantile spinal p.** See *acute anterior poliomyelitis*, under *poliomyelitis*. **intermittent p.**, paralysis due to malaria. **intrapeduncular p.**, paralysis of the eye muscles caused by a lesion located between the cerebral peduncles. **ischemic p.**, local paralysis due to a stoppage of the circulation, as in certain cases of embolism or thrombosis; called also *Volkmann's ischemic paralysis*. **juvenile p. agitans.** See *p agitans, juvenile*. **Klumpke's p.**, atrophic paralysis of the muscles of the arm and hand, from lesion of the brachial plexus and the eighth cervical and first dorsal nerves. **Kussmaul's p.**, ascending spinal paralysis. **labial p., labioglossolaryngeal p., labioglossopharyngeal p.**, a form of bulbar paralysis. **Landry's p.**, acute ascending spinal paralysis. **laryngeal p.**, paralysis of one of the laryngeal muscles. **lead-p.**, that which is due to lead-poisoning. It is marked by wrist-drop, and is due to a peripheral neuritis. **lenticular p.**, that which is due to a lesion of the lenticular nucleus. **lingual p.**, paralysis of the tongue. **Little's p.**, anterior poliomyelitis; the cerebral spastic paralysis of childhood. **local p.**, paralysis of one muscle or of a group of muscles. **masticatory p.**, paralysis of the muscles of mastication. **motor p.**, paralysis of voluntary muscles. **multiple p.**, a complication of local paralyses. **musculospiral p.**, paralysis of the wrist-muscles, due to lesion or injury of the musculospiral nerve; sometimes to a toxic influence or to an alcoholic debauch. **myogenic p.**, acute anterior poliomyelitis. **myopathic p.**, paralysis due to disease of the muscle itself. **narcosis p.**, paralysis caused by pressure during anesthesia. **neural p.**, paralysis originating in the nerves. **p. notario'rum**, writers' cramp. **nuclear p.**, any paralysis due to a lesion in a nucleus of origin. **obstetric p.**, a birth-palsy; paralysis due to injuries received at birth. **ocular p.** See *amaurosis, cycloplegia*, and *ophthalmoplegia*. **oculomotor p.**, paralysis of the oculomotor nerve. **organic p.**, paralysis due to lesion of nerve tissue. **parturient p.**, a form of paralysis following delivery in cows, and thought to be due to poisons formed in the udder. Called also *milk-fever*. **periodic p.**, a recurrent neurosis, often due to malarial disease. **peripheral p.**, loss of power due to some lesion of the nervous mechanism between the nucleus of origin and the periphery. **phonetic p.**, paralysis of the muscles of speech. **post-diphtheric p.** Same as *diphtheric p.* **posti'cus p.**, paralysis of the posterior cricothyroid muscle in locomotor ataxia. **Pott's p.**, the paralysis that may accompany Pott's disease. **pressure p.**, paralysis, generally temporary, caused by pressure on a nerve trunk. **progressive bulbar p.** See *bulbar p.* **pseudobulbar p.**, a disease affecting especially the facial muscles; simulating bulbar paralysis, but due to supranuclear lesions; supranuclear paralysis. It is marked especially by spasmodic laughing and crying. **pseudohypertrophic muscular p.**, a chronic disease characterized by enlargement without true hypertrophy of the muscles, with paralysis due to disturbance of nutrition, producing atrophy of the muscle-fibers with hypertrophy of the connective tissue and fatty infiltration. The disease occurs usually late in childhood, and is marked by various deformities, lordosis, and a peculiar swaying gait with the legs kept wide apart. The paralysis progressively increases, ending in death, which is usually due to respiratory weakness. **psychic p.** Same as *hysteric p.* **reflex p.**, one ascribable to peripheral irritation. In some cases secondary changes occur in the spinal cord, and the paralysis ceases to be truly reflex. **Saturday-night p.** Same as *Sunday-morning p.* **segmental p.**, hypnotic paralysis affecting only a segment of a limb. **sensory p.**, anesthesia resulting from a morbid process **spastic p.**, paralysis marked by rigidity of the muscles and heightened tendon-reflexes. **spastic spinal p.**, lateral sclerosis of the spinal cord. **spinal p.**, paralysis dependent on a lesion of the spinal cord. **spinomuscular p.**, paralysis due to lesion of the gray matter of the spinal cord, or the nerves springing therefrom. **spinoneural p.** See *atrophy, spinoneural*. **Sunday-morning p.**, musculospiral paralysis caused by pressure in persons who have fallen asleep after a debauch. **supranuclear p.**, paralysis of the facial nerve due to lesion of the cortex or of the facial fibers in the corona radiata or capsule. **temporary p.**, paralysis which passes away after a short time, and which is usually due to the action of a drug or to hypnotic or hysteric condition. **tic p.** See *tic*. **tick p.**, a paralysis which follows the bite of certain ticks (*Dermacentor venustus*) in children and in domestic animals in Oregon, British Columbia, and other parts of the world. The cause is not known. **p. va'cillans**, chorea. **vasomotor p.**, paralysis of a vasomotor apparatus, resulting in dilatation of blood-vessels. **Volkmann's p.** Same as *ischemic p.* **wasting p.**, progressive muscular atrophy. **Werdnig-Hoffmann p.**, a type of familial progressive spinal muscular atrophy, beginning in early life and ending fatally in from a few months to four years **writers' p.** Same as *writers' cramp*. **Zenker's p.**, partial paralysis of the parts supplied by the external popliteal nerve, due to a prolonged squatting or kneeling posture. Paralysis is further distinguished as *traumatic, syphilitic, toxic*, etc., according to its cause; or as *obturator, ulnar*, etc., according to the nerve, part, or muscle specially affected. For other varieties see under *hemiplegia, palsy, paraplegia*, and *paresis*.

paralysol (par-ah-li'sol). A cresol preparation used for disinfecting utensils.

paralysor (par'al-i-zor). A substance which hinders or prevents a chemic reaction.

paralytic (par-al-it'ik) [Gr. παραλυτικός]. 1. Affected with or pertaining to paralysis. 2. A person affected with paralysis.

paralyzant (par-al'iz-ant). 1. Causing paralysis. 2. A drug that paralyzes.

paralyze (par'al-iz). To put into a state of paralysis.

paralyzer (par'al-i-zer). A substance which hinders or prevents a chemic reaction.

paramagenta (par"ah-maj-en'tah). Parafuchsin.

paramagnetic (par"ah-mag-net'ik). Characterized by or exhibiting paramagnetism.

paramagnetism (par-ah-mag'net-izm) [Gr. παρά beside + μάγνης magnet]. The property of being attracted by a magnet, and of assuming a position parallel to that of a magnetic force.

paramastigote (par-am-as'tig-ōt) [Gr. παρά beside + μάστιξ lash]. Having an accessory flagellum by the side of a larger one.

paramastitis (par"ah-mas-ti'tis) [Gr. παρά near + μαστός mamma]. Inflammation of the tissues around the mammary gland.

paramastoid (par-ah-mas'toid). Near the mastoid process.

paramastoiditis (par"ah-mas-toi-di'tis). Inflammation of the temporal bone in mastoiditis.

Paramecium (par-ah-me'se-um). A genus of holotrichous ciliate protozoans of elongated form. Certain strains of this organism have been employed in the protozoan test. See under *tests*. **P. co'li.** Same as *Balantidium coli*.

paramedian (par-ah-me'de-an). Same as *paramesial*.

parameliten'sis fever. See under *fever*.

paramenia (par-ah-me'ne-ah) [Gr. παρά beside + μῆνες menses]. Disordered or difficult menstruation.

parameningococcus (par"ah-me-ning-go-kok'us). A micro-organism resembling the meningococcus, differing only in its serum reactions.

paramesial (par-ah-me'se-al) [Gr. παρά near + μέσος middle]. Situated near the mesial line.

parameter (par-am'et-er) [Gr. παρά beside + μέτρον measure] An arbitrary constant, the values of which characterize the mathematical expressions into which it enters; *e. g.*, rheobasis and chronaxia as parameters of the excitability of nerves (Lapicque).

parametric (par-ah-met'rik) [Gr. παρά beside + μήτρα uterus]. Situated near the uterus.

parametrismus (par"ah-me-triz'mus) [*parametrium* + *trismus*]. Pain and spasm of the muscle-fibers in the broad ligament: observed in cellulitis between the broad ligaments.

parametritis (par"ah-me-tri'tis). Inflammation of the parametrium or cellular tissue about the uterus; pelvic cellulitis. **posterior p.**, inflammation of the cellular tissue around the uterosacral ligaments.

parametrium (par-ah-me'tre-um) [Gr. παρά near + μήτρα womb]. The tissues that surround the uterus.

paramido-acetophenone (par-am"id-o-as-e-to-fe'nōn). $NH_2.C_6H_4.CO.CH_3$: used in Ehrlich's diazo test.

paramimia (par-ah-mim'e-ah) [Gr. παρά beside + μιμία mockery]. Loss of power to make natural or expressive gestures and movements.

paramitome (par-ah-mi'tōm) [Gr. παρά near + μίτος thread] See *hyaloplasm*.

paramnesia (par-am-ne'ze-ah) [Gr. παρά almost + *amnesia*]. 1. Perversion of memory in which the person believes that he remembers events or circumstances which never happened; called also *retrospective falsification*. 2. A state in which words are remembered, but are used without a comprehension of their meaning.

Paramœba (par-am-e'ba). Same as *Craigia*.

Paramœcium (par-ah-me'se-um). An incorrect spelling of *Paramecium*.

paramonochlorophenol (par"ah-mo"no-klo-ro-fe'nol). A crystalline body, $C_6H_4(Cl).OH(1:4)$, produced by the chlorination of phenol: an antiseptic, used in ointments for the treatment of erysipelas. Cf. *chlorophenol*.

paramorphia (par-ah-mor'fe-ah) [Gr. παρά beside + μορφή form]. Abnormality of form.

paramorphin (par-ah-mor'fin). Same as *thebain*.

paramphistomiasis (par-am"fe-sto-mi'as-is). Invasion of the body by trematode parasites of the family Paramphistomidæ, namely, *Watsonius watsoni* and *Gastrodiscus hominis*

Paramphis'tomum cer'vi. A fluke found in the stomach of cattle and sheep in Egypt and also in the United States

paramucin (par-ah-mu'sin). A mucoid substance sometimes occurring in ovarian cysts.

paramusia (par-ah-mu'ze-ah) [Gr. παρά almost + *amusia*]. Perversion or partial loss of the power of correct musical expression.

paramyelin (par-ah-mi'el-in). A mono-amino-monophosphatid obtained from brain substance.

paramyoclonus mul'tiplex (par"ah-mi-ok'lo-nus) [Gr. παρά beside + μῦς muscle + κλόνος disturbance]. An affection marked by clonic paroxysmal contractions of the muscles of the extremities: it is sometimes due to an organic central lesion, and sometimes hysteric or choreic.

paramyosinogen (par"ah-mi-o-sin'o-jen) [Gr. παρά beside + μῦς muscle + γεννᾶν to beget]. A protein resembling myosinogen derived from muscle plasm.

paramyotone (par-ah-mi'o-tōn) Same as *paramyotonus*.

paramyotonia (par"ah-mi-o-to'ne-ah) [Gr. παρά beside + μῦς muscle + τόνος tension]. A disease marked by tonic spasms due to disorder of muscular tonicity; especially a hereditary and congenital affection. **ataxic p.**, muscular spasm with slight ataxia on attempting to move. **p. congen'ita**, or Thomsen's disease, is marked by tonic spasm of the muscles and weakness, and is due to exposure to cold. See *Thomsen's disease*, under *disease*. **symptomatic p.**, temporary stiffness on starting to walk, seen in paralysis agitans.

paramyotonus (par"ah-mi-ot'o-nus). A condition marked by tonic muscular spasm.

paranalgesia (par-an-al-je'se-ah). Analgesia of the lower extremities.

paranea (par-ah-ne'ah). Paranoia.

paranephric (par-ah-nef'rik). 1. Near the kidney. 2. Pertaining to the suprarenal capsule.

paranephrin (par-ah-nef'rin). A hemostatic preparation from the suprarenal glands: used in 1 · 1000 solution. See *epinephrin*.

paranephritis (par"ah-nef-ri'tis) [Gr. παρά near + νεφρός kidney]. 1. Inflammation of the paranephros. 2. Inflammation of the connective tissue around and near the kidney.

paranephros, paranephrus (par-ah-nef'ros, par-ah-nef'rus), pl. *parane'phri* [Gr. παρά near + νεφρός kidney]. A suprarenal capsule.

paranesthesia (par"an-es-the'ze-ah). Same as *para-anesthesia*.

paraneural (par-ah-nu'ral) [Gr. παρά beside + νεῦρον nerve]. Beside or alongside of a nerve.

parangi (pah-ran'je). Ceylonese name for a disease resembling yaws. It is probably a form of syphilis.

paranoia (par-ah-noi'ah) [Gr. παρά beside + νοῦς mind]. A chronic, slowly progressive mental disease marked by the presence of systematized delusions which are built up in a logical form. **acute hallucinatory p.**, paranoia in which hallucinations are combined with the delusions. **alcoholic p.**, a paranoic condition developing in chronic alcoholism. **p. hallucinato'ria**, acute hallucinatory paranoia. **heboid p.**, dementia paranoides **p. origina'ria**, a form of paranoia in children **querulous p.**, paranoia marked by querulousness. **p. sim'plex**, a form in which the delusions are related to the actual perceptions of the patient.

paranoiac (par-ah-noi'ak). 1. Affected with paranoia. 2. A person affected with paranoia; a crank; an erratic person with a tendency to insanity.

paranoid (par'an-oid). Resembling paranoia.

paranoidism (par-ah-noi'dizm). The state of being affected with paranoia.

paranomia (par-ah-no'me-ah) [Gr. παρά beside + ὄνομα name]. Aphasia in which the names of

objects felt (**myotactic p.**) or seen (**visual p.**) are not recollected, wrong names being given to them.

paranoval (par-an-o'val). A soluble, tasteless additive compound of veronal-sodium and disodium phosphate. It is used as a hypnotic in doses of 4–8 grains.

paranuclear (par-ah-nu'kle-ar). Pertaining to a paranucleus.

paranucleate (par-ah-nu'kle-āt). Any salt of paranucleic acid.

paranuclein (par-ah-nu'kle-in). 1. The essential substance of true nucleoli. A nuclein derived from cytoplasm.

paranucleo-albumin (par-ah-nu''kle-o-al-bu'-min). A compound of paranuclein with protein.

paranucleolus (par''ah-nu-kle'o-lus). A small basophil body in the enclosing sac of the nucleus.

paranucleoprotein (par''ah-nu''kle-o-pro'te-in). Any phosphorus-containing protein which, by digestion with acid pepsin, affords soluble peptones and proteoses and an insoluble paranuclein.

paranucleus (par-ah-nu'kle-us) [Gr. παρά near + *nucleus*]. A body resembling the nucleus sometimes seen in the cell-protoplasm near the nucleus.

para-omphalic (par''ah-om-fal'ik) [Gr. παρά beside + ὀμφαλός navel]. Near the umbilicus.

para-operative (par-ah-op'er-a-tiv). Pertaining to the accessories of an operation, such as care of instruments, asepsis, etc.

parapancreatic (par''ah-pan-kre-at'ik) Situated near the pancreas. **p. abscess,** an abscess in the tissue around the pancreas.

paraparesis (par-ah-par'es-is) [Gr. παρά almost + πάρεσις paralysis] A partial paralysis, especially of the lower extremities.

parapedesis (par''ah-pe-de'sis) [Gr παρά beyond + πέδησις a bending]. Passage of the bile-pigments into the blood-capillaries instead of into the bile-capillaries.

parapeptone (par-ah-pep tōn). Same as *antialbumate.*

paraperitoneal (par''ah-per-it-o-ne'al). Near the peritoneum.

parapestis (par-ah-pes'tis). Pestis minor.

paraphasia (par-ah-fa zhe-ah) [Gr. παρά near + *aphasia*]. Partial aphasia in which the patient employs wrong words, or uses words in wrong and senseless combinations (**choreic p.**).

paraphasic (par-ah-fa'sik). Characterized by paraphasia.

paraphasis (par-af'as-is) An evagination of the membranous roof of the telencephalon in front of the velum transversum in certain vertebrate brains.

paraphemia (par-ah-fe'me-ah) [Gr. παρά beside + φῆμη speech]. Aphasia marked by the employment of the wrong words.

paraphenetidin (par''ah-fe-net'id-in). A substance, amidophenetol, $NH_2\,C_6H_4{:}OC_2H_5$: used in preparing phenacetin.

paraphenylendiamin (par''ah-fen-il-en-di-am'in). An agent, $C_6H_4(NH_2)_2$, whose hydrochlorid dyes the hair black, but is liable to cause a facial inflammation.

paraphia (par-a'fe-ah) [Gr. παρά beside + ἁφή touch]. A perversion of the sense of touch.

paraphimosis (par''ah-fi-mo'sis) [Gr. παρά amiss + φιμόειν to muzzle]. Retraction of a narrow or inflamed foreskin which cannot be replaced.

paraphobia (par-ah-fo'be-ah) [Gr. πάρα beside + φόβος fear]. A mild phobia.

paraphonia (par-ah-fo'ne-ah) [Gr. παρά near + *aphonia*]. Morbid alteration of the voice; partial aphonia.

paraphora (par-af'o-rah) [Gr. παρά aside + φέρειν to bear]. A slight mental disorder.

paraphrasia (par-ah-fra'ze-ah) [Gr. παρά near + *aphrasia*]. Partial aphrasia; speech-defect marked by disorderly arrangement of spoken words.

paraphrenia (par-ah-fre'ne-ah) [Gr. παρά aside + φρήν mind]. 1. Intellectual insanity; insanity marked especially by intellectual disturbance. 2. Paraphrenitis. **p. confab'ulans,** a form of paraphrenia distinguished by falsifications of memory. **p. expan'siva,** a form of paraphrenia marked by delusions of grandeur, an exalted mood, and mild excitement. **p. phantas'tica,** a form of paraphrenia marked by phantastic, changeable, and unsystematized delusions. **p. systemat'ica,** a form of paraphrenia marked by the gradual development of progressive delusions of persecution, with later appearance of delusions of grandeur without deterioration of personality.

paraphrenitis (par''ah-fre-ni'tis) [Gr. παρά near + φρήν diaphragm]. Inflammation of the diaphragm, or, more correctly, of the parts around it.

paraphronia (par-af-ro'ne-ah). A condition of abnormal mentality marked by change in disposition and character.

paraphysis (par-af'is-is) [Gr. παραφύσις offshoot]. A sterile thread alongside the spore sac or sexual organs of cryptogamous plants.

paraphyte (par'af-īt) [Gr. παρά aside + φυτόν plant]. A proliferation or excrescent vegetation.

paraphyton (par-af-i'ton). A vegetable parasite.

parapineal (par-ah-pi'ne-al). Noting the visual part of the pineal body of certain lizards.

paraplasm (par'ah-plazm) [Gr. παρά near + πλάσμα plasm]. 1. See *hyaloplasm.* 2. Any abnormality or malformation.

Paraplas'ma flavig'enum. See *Seidelin bodies,* under *body.*

paraplasmic (par-ah-plaz'mik). Pertaining to paraplasm.

paraplast (par'ah-plast). A plaster-base of caoutchouc, lanolin, rosin, and dammar.

paraplastic (par-ah-plas'tik) [Gr. παρά beside + πλάσσειν to mold]. Exhibiting a perverted formative power; of the nature of a paraplasm.

paraplastin (par-ah-plas'tin). A substance resembling parachromatin in the cytoplasm and nucleus of a cell.

paraplectic (par-ah-plek'tik) [Gr. παραπληκτικός]. Same as *paraplegic.*

paraplegia (par-ah-ple'je-ah) [Gr. παρά across + πληγή stroke]. Paralysis of the legs and lower part of the body. The paralysis affects both motion and sensation, and the condition is caused by disease or injury of the spine, locomotor ataxia, transverse myelitis, chronic alcoholism, malaria, anemia, and lesion of the brain. **alcoholic p.,** paraplegia due to chronic alcoholism, and probably dependent upon peripheral neuritis. **ataxic p.,** a disease characterized by slowly developing paraplegia and incoördination, with exaggeration of the tendon-reflexes, and due to lateral and posterior sclerosis of the spinal cord. **cerebral p.,** that which is due to a bilateral cerebral lesion. **cervical p.,** that which affects especially both arms, due to high spinal pressure. **congenital spastic p.,** infantile spastic paraplegia. **p. doloro'sa,** a variety attended with severe pains, due to the pressure of neoplasms on the spinal cord and nerves. **flaccid p.** See *flaccid paralysis,* under *paralysis.* **ideal p.,** a reflex paraplegia due to emotional excitement. **infantile spastic p.,** spastic paralysis occurring in early childhood, and due to injuries in birth, cerebral hemorrhage before birth, or abnormal development of the brain. **p. infe'rior,** paralysis of both legs. **peripheral p.,** that which is due to pressure on the nerves. **Pott's p.,** that which is due to vertebral caries. **reflex p.,** paralysis of the lower limbs due to peripheral irritation of the nerve-centers. **senile p., spastic p.,** a form marked by tonic spasm of the paralyzed muscles, with increased

reflex irritability. It is usually caused by transverse lesions of the spinal cord or by anterolateral sclerosis. Called also *tetanoid p.* **spastic p., primary,** a form of spastic paraplegia said to be due to primary degeneration in the pyramidal tracts. **p. supe'rior,** paralysis of both arms. **tetanoid p.** See *spastic p.* **toxic p.,** paraplegia due to poisons in the blood.

paraplegic (par-ah-plej'ik) [Gr. παραπληγικός]. Pertaining to or of the nature of paraplegia.

paraplegiform (par-ah-plej'if-orm). Resembling paraplegia.

paraplejapyrin (par-ah-plej-ah-pi'rin). An antipyretic and analgesic compound of antipyrin and paratoluenesulphamin.

parapleuritis (par"ah-plu-ri'tis) [Gr. παρά beside + πλευρόν side]. Inflammation in the wall of the chest.

paraplexus (par-ah-plek'sus) [Gr. παρά beside + *plexus*]. The choroid plexus of the lateral ventricle.

parapneumonia (par-ah-nu-mo'ne-ah). A disease resembling pneumonia clinically, but not due to infection with its germ.

parapophysis (par-ah-pof'is-is) [Gr. παρά near + *apophysis*]. The lower transverse process of a vertebra or its homologue.

parapoplexy (par-ap'o-pleks-e) [Gr. παρά near + *apoplexy*]. Slight apoplexy; also an attack resembling apoplexy, but of a different nature.

parapraxia (par-ah-prak'se-ah) [Gr παρά beside + πρᾶξις doing]. 1. Irrational behavior 2. Inability to perform purposive movements properly.

paraproctitis (par"ah-prok-ti'tis) [see *paraproctium*]. Inflammation of the paraproctium.

paraproctium (par-ah-prok'she-um) [Gr. παρά beside + πρωκτός anus]. The tissues that surround the rectum and anus.

paraprostatitis (par"ah-pros-tat-i'tis). Inflammation of the tissues near the prostate gland.

parapsis (par-ap'sis) [Gr. παρά beside + ἅψις touch]. Morbid sense of touch; paraphia.

parapsoriasis (par-ah-so-ri'as-is). A chronic skin disease resembling psoriasis and lichen. It is marked by persistent red, scaling patches with lichen-like lesions, and is without subjective sensations.

parapsychosis (par"ah-si-ko'sis). Perversion of the thought function resulting in unnatural and abnormal thinking.

parapyknomorphous (par"ah-pik-no-mor'fus) [Gr. παρά near + πυκνός thick + μορφή form]. Neither pyknomorphous nor apyknomorphous, but between the two. Staining moderately well.

parapyramidal (par"ah-pi-ram'id-al). Beside or near a pyramid.

paraqueduct (par-ak'we-dukt). A lateral extension of the cerebral aqueduct.

pararabin (par-ar'ab-in). A carbohydrate residuum identified by Reichardt (1875) and obtained by depriving agar-agar of its nitrogen (Bordet-Zung, 1914).

pararectal (par-ah-rek'tal). Beside the rectum.

parareducin (par"ah-re-du'sin) [Gr. παρά near + *reducin*]. A leukomain found in the urine.

parareflexia (par"ah-re-flek'se-ah). Any disorder or derangement of the reflexes.

pararegulin (par-ah-reg'u-lin). A proprietary laxative said to contain paraffin and cascara sagrada.

pararenal (par-ah-re'nal). Alongside of the kidney.

pararhotacism (par-ah-ro'tas-izm) [Gr. παρά beside + ῥῶ the letter *r*]. Faulty enunciation of the sound of the letter *r*.

pararhythmia (par-ar-ith'me-ah). Cardiac arhythmia in which two separate rhythms are going on at the same time.

pararoello (par-ar-o-el'o). Ornithodorus coriaceus.

pararosanilin (par"ah-ro-zan'il-in). Same as *parafuchsin*.

pararthria (par-ar'thre-ah) [Gr. παρά beside + ἄρθρον articulation]. Disordered or imperfect utterance of speech.

Parasaccharom'yces ashfor'di. Same as *Monilia psilosis*.

parasacral (par-ah-sa'kral). Situated or occurring near the sacrum. **p. anesthesia.** See *anesthesia*.

parasagittal (par-ah-saj'it-al). Parallel with the median plane.

parasalpingitis (par"ah-sal-pin-ji'tis) [Gr. παρά near + σάλπιγξ tube + -ιτις inflammation]. Inflammation of the tissues around an oviduct.

parascarlet (par-ah-skar'let). See *fourth disease*, under *disease*.

parasecretion (par"ah-se-kre'shun). Perversion of the secretions; also hypersecretion.

paraserum reflex (par-ah-se'rum). See under *reflex*.

parasigmatism (par-ah-sig'mat-izm) [Gr. παρά beside + σίγμα letter *S*]. Imperfect pronunciation of *s*-sounds.

parasinoidal (par"ah-si-noi'dal) [Gr. παρά near + *sinus*]. Situated along the course of a sinus.

Parasita (par-as'it-ah). An order of nematodes living as parasites in the open cavities or in the tissues of animals, but also capable of free life during part of their existence.

parasite (par'ah-sīt) [Gr. παράσιτος]. 1 A plant or animal which lives upon or within another living organism at whose expense it obtains some advantage without compensation. 2 A fetus, or part of a fetus, that takes its sustenance from an autosite, or twin fetus. **accidental p.,** an organism which is only occasionally parasitic. **allantoic p.,** a twin embryonic parasite in which the weaker member takes its blood-supply from the stronger through its allantoic circulation. **commensal p.,** a parasite which derives its sustenance from the food of its host. **estivo-autumnal p.** See *Plasmodium falciparum*. **facultative p.,** an organism, normally or usually saprophytic, which is capable of living as a parasite. **half p.,** an organism able to produce disease if assisted in some way, but lacking some of the powers of a full pathogen. **incidental p.,** a parasite in a host which normally it does not inhabit **inquiline p.** See *inquiline*. **intermittent p.,** a parasite which lives in its host only at times, being free living during the interval. **Leishman-Donovan p.** See *Leishman-Donovan body*, under *body*. **malarial p.** See *Plasmodium* **obligatory p.,** a parasite which cannot live apart from its host **partial p.** Same as *half p.* **quartan p., tertian p.** See *Plasmodium malariæ*. **specific p.,** one normal to its present host **tertian p.,** Plasmodium vivax. **true p.,** a parasite which derives its sustenance from the tissue of its host

parasitic (par-ah-sit'ik) [Gr. παρασιτικός]. Pertaining to or of the nature of a parasite.

parasiticide (par-ah-sit'is-id) [L. *paras'itus* a parasite + *cæ'dere* to kill]. Destructive to parasites; also an agent destructive to parasites. The principal parasiticides are corrosive sublimate, sulphurous acid, the sulphates, acetic acid, carbolic acid, sulphur, cocculus indicus, staphisagria, and mercurial ointment.

parasitifer (par-ah-sit'if-er) [*parasite* + L. *fer're* to bear]. An organism which serves as the host of a parasite.

parasitism (par'ah-sīt-izm). 1. The state of being a parasite. See *parasite*. 2. Infestation with parasites.

parasitogenic (par"ah-si-to-jen'ik) [Gr. παράσιτος parasite + γεννᾶν to beget]. Caused by parasites.

parasitologist (par-ah-si-tol'o-jist). A student of parasitology.

parasitology (par"ah-si-tol'o-je) [Gr. παράσιτος

parasite + λόγος treatise]. The sum of what is known in regard to parasites.

parasitophobia (par"ah-si-to-fo'be-ah) [*parasite* + Gr. φόβος fear]. Insane dread of parasites; morbid imagination that one is infested with parasites.

parasitotrope, parasitotropic (par-ah-si'to-trōp, par"ah-si-to-trop'ik) [*parasite* + Gr. τρέπειν to turn]. Having special affinity for parasites. See *organotrope* and *chemotherapy*.

parasitotropism, parasitotropy (par"ah-si-tot'ro-pizm, par"ah-si-tot'ro-pe). The affinity of a drug for infective parasites.

para-smallpox. Same as *amaas*.

parasol insertion. See under *insertion*.

paraspadia (par-ah-spa'de-ah) [Gr. παρασπάειν to draw aside]. A condition in which the urethra opens upon one side of the penis.

paraspasm (par'ah-spazm) [L. *paraspas'mus*; Gr. παρασπασμός]. Spasm of both lower extremities; having a relation to paraplegia.

paraspecific (par"ah-spe-sif'ik). Having curative properties in addition to the specific one.

parasteatosis (par"ah-ste-at-o'sis) [Gr. παρά beside + στέαρ suet]. Disorder of sebaceous secretions.

parasternal (par-ah-ster'nal) [Gr. παρά beside + στέρνον sternum]. Situated beside the sternum.

parasthenia (par-as-the'ne-ah) [Gr παρά beside + σθένος strength]. A condition of organic tissue causing it to function at abnormal intervals.

parastruma (par-ah-stru'mah). Goiter due to enlargement of a parathyroid gland.

parasympathetic (par"ah-sim-path-et'ik). A term applied to that part of the autonomic nervous system which is made up of the ocular division, the bulbar division, and the sacral division. **p. bodies**. See under *body*

parasynanche (par-ah-sin'an-ke) [Gr. παρασυνάγχη]. Inflammation of a parotid gland or of the throat muscles

parasynapsis (par-ah-sin-ap'sis) [Gr. παρά beside + σύναψις conjugation]. The conjunction of chromosomes side by side. Cf. *telosynapsis*.

parasyndesis (par"ah-sin-de'sis). Same as *parasynapsis*

parasynovitis (par"ah-sin-o-vi'tis) [Gr. παρά near + *synovitis*]. Inflammation of the tissues about a synovial sac.

parasyphilis (par-ah-sif'il-is). Parasyphilosis.

parasyphilitic (par"ah-sif-il-it'ik). Pertaining to a sequel or result of syphilis, but not to syphilis itself.

parasyphilosis (par"ah-sif-il-o'sis). A diseased condition following and partly due to syphilis, but not itself syphilitic.

parasystole (par-ah-sis'to-le) [Gr. παρά near + συστολή contraction]. An abnormally prolonged interval between the systole and the diastole.

paratarsium (par-ah-tar'se-um) [Gr. παρά near + *tarsus*]. The side of the tarsus of the foot.

paratenon (par-ah-ten'ōn) [Gr. παρά beside + τενῶν tendon]. The fatty areolar tissue filling the interstices of the fascial compartment in which a tendon is situated.

parateresemania (par"ah-ter-e"se-o-ma'ne-ah) [Gr. παρατήρησις observation + μανία madness]. A mania for seeing new sights.

paraterminal body (par-ah-ter'min-al). See under *body*.

parathesin (par-ath'e-sin). A white, crystalline powder, the ethyl ester of para-amino-benzoate, $NH_2.C_6H_4.CO.O.C_2H_5$: used as a local anesthetic and anodyne.

parathymia (par-ah-thi'me-ah) [Gr. παρά beside + θύμος mind]. Disordered emotion; emotional insanity.

parathyrin (par-ah-thi'rin). The active principle of the parathyroids. It has an inhibitory effect on the activity of nerve-cells.

parathyroid (par-ah-thi'roid) [Gr. παρά near + *thyroid*]. 1. Situated beside the thyroid gland. 2. Any one of four small glands, one on the lateral and one on the mesial surface of each lateral lobe of the thyroid. They are quite distinct from the accessory thyroids.

parathyroidal (par"ah-thi-roi'dal). Pertaining to the parathyroids.

parathyroidectomize (par"ah-thi-roi-dek'to-mīz). To remove the parathyroids from.

parathyroidectomy (par"ah-thi-roid-ek'to-me) [*parathyroid* + Gr. ἐκτομή excision]. The excision of a parathyroid.

parathyroprival (par"ah-thi-ro-pri'val). Deprived of the parathyroids.

parathyroprivia (par"ah-thi-ro-pri've-ah). The condition resulting from the removal of the parathyroid glands.

parathyroprivic, parathyroprivous. Same as *parathyroprival*.

paratoloid, paratoloidin (par-ah-to'loid, par-ah-to-loi'din). Koch's lymph, or tuberculin.

paratonia (par-ah-to'ne-ah) [Gr. παρά beside + τόνος tension]. Excessive extension; hyperextension.

paratophan (par-at'o-fan). A methyl derivative of atophan, used like the latter.

paratoxin (par-ah-toks'in). A preparation of bile containing cholesterin, but deprived of bile-pigments. It is used in tuberculosis, and is supposed to act by neutralizing the tuberculous toxins.

paratrichosis (par"ah-trik-o'sis) [Gr. παρά beside + τρίχωσις hairiness]. Any abnormality in the character or situation of the hair.

paratrimma (par-ah-trim'ah) [Gr. παρά beside + τρίβειν to rub]. 1. Irritation; chafing. 2. Intertrigo, especially between the nates.

paratripsis (par-ah-trip'sis) [see *paratrimma*]. 1. Irritation or chafing. 2. Suppression of tissue waste

paratriptic (par-ah-trip'tik). 1. Preventing bodily waste. 2. An agent that prevents the waste of nervous or other tissue.

paratrophic (par-ah-trof'ik) [Gr. παρά beside + τροφή nutrition]. Requiring living material or complex protein matter for food.

paratrophy (par-at'ro-fe) [Gr. παρά beside + τροφή nutrition]. 1. Perverted nutrition. 2. Adiposis dolorosa.

paratuberculosis (par"ah-tu-ber-ku-lo'sis). Any disease not tuberculous, but flourishing in a tuberculous constitution.

paratuberculous (par"ah-tu-ber'ku-lus). Having an indirect relation to tuberculosis; due to conditions produced by tuberculosis.

paratudo (par-ah-tu'do). The tuberous roots of *Gomphre'na officina'lis* and *G. macrophyl'la*, of South America: a polychrest native remedy.

paratyphlitis (par"ah-tif-li'tis) [Gr. παρά beside + τυφλός blind + -ιτις inflammation]. Inflammation of the postperitoneal tissue of the cecum: it originates in an appendicitis.

paratyphoid (par-ah-ti'foid). Resembling typhoid fever or the typhoid bacterium. **p. bacillus**. See under *bacterium* **p. fever**. See under *fever*.

paratypic, paratypical (par-ah-tip'ik, -tip'ik-al). Differing from the type.

para-umbilical (par"ah-um-bil'ik-al). Near the umbilicus.

para-urethral (par"ah-u-re'thral). Situated or occurring near the urethra.

para-uterine (par-ah-u'ter-in). Situated close to the uterus.

paravaginal (par-ah-vaj'in-al). Beside or alongside of the vagina.

paravaginitis (par"ah-vaj-in-i'tis). Inflammation of the tissue about the vagina.

paravariola (par"ah-var-i'o-lah) See *amaas*.

paravertebral (par-ah-ver'te-bral). Beside the vertebral column. **p. anesthesia.** See *anesthesia*.

paravesical pouch (par-ah-ves'ik-al). See *pouch*.

paraxanthin (par-aks-an'thin). Dimethyl xanthin, $C_7H_8N_4O_2$, or 1, 7-dimethyl-2, 6-dioxypurin, a crystalline substance found in urine. It is isomeric with theobromin which it resembles in physiologic action. It is poisonous, and produces rigidity and loss of mobility in the muscles, dyspnea, and reflex excitability. It is one of the causes of gout.

paraxial (par-aks'e-al) [Gr. παρά beside + *axis*]. Situated alongside an axis.

paraxin (par-aks'in). A white, crystalline substance, dimethylaminoparaxanthin: used as a diuretic. Dose, 8 gr. (0.5 gm.).

paraxon (par-aks'on) [*para-* + *axon*]. A collateral branch of a neuraxon or axis-cylinder process.

parazoön (par-ah-zo'on) [Gr. παρά on + ζῷον animal]. An animal organism parasitic upon or within an animal.

Pardanthus chinen'sis (par-dan'thus). An iridaceous plant of Asia of high repute as an aperient.

Paré (par-ā'), **Ambroise.** A French surgeon, born in 1509, and sometimes called the father of French surgery. He reformed the treatment of gun-shot wounds, substituting the ligation of arteries for cauterization. Died in 1590.

parectasia (par-ek-ta'se-ah). Parectasis.

parectasis (par-ek'ta-sis) [Gr. παρά beside + ἔκτασις extension]. Excessive stretching or distention of a part or organ.

parectropia (par-ek-tro'pe-ah) [Gr. παρά beside + ἐκ out + τρόπος turning]. Same as *apraxia*.

paregoric (par-e-gor'ik) [Gr. παρηγορικός consoling]. 1. Anodyne. 2. Paregoric elixir, or the camphorated tincture of opium: anodyne. Dose, 5–75 min. (0.333–5 c.c.).

pareira (par-a'rah) [Port. "brier"]. The root of *Chondroden'dron tomento'sum*, a South American plant. It contains the alkaloid pelosin, is diuretic and tonic, and is used in cystitis, pyelitis, rheumatism, dropsy, and leukorrhea. Dose of fluidextract, 30–60 min. (2–4 c.c.); of extract, 15 gr. (1 gm.); of decoction, 1 fl.oz. (30 c.c.). Called also *pareira brava*.

parelectronomic (par"e-lek-tro-nom'ik). Giving no response to electromotive stimuli.

parelectronomy (par-e-lek-tron'o-me) [Gr. παρά against + *electric* + Gr. νόμος law]. A condition in which there is a decrease in strength of an electric current passed through a muscle.

parencephalia (par"en-se-fa'le-ah) [Gr. παρά beside + ἐγκέφαλος brain]. Congenital defect of the brain.

parencephalitis (par"en-sef-ah-li'tis). Inflammation of the cerebellum.

parencephalocele (par-en-sef'al-o-sēl) [*parencephalon* + Gr. κήλη hernia]. Hernial protrusion of the cerebellum.

parencephalon (par-en-sef'al-on) [Gr. παρά near + ἐγκέφαλος brain]. The cerebellum.

parencephalous (par-en-sef'al-us) [Gr. παρά aside + ἐγκέφαλος brain]. Having a congenital deformity of the brain.

parenchyma (par-en'kim-ah) [Gr. παρέγχυμα]. The essential or functional elements of an organ as distinguished from its stroma, or framework.

parenchymal (par-en'kim-al). Pertaining to or of the nature of parenchyma.

parenchymatitis (par"en-kim-at-i'tis). Inflammation of a parenchyma.

parenchymatous (par-en-kim'at-us). Pertaining to or of the nature of a parenchyma.

parenchymula (par-en-kim'u-lah). The embryonic stage next succeeding that called the closed blastula.

parental (par-en'tal). Pertaining to or derived from the parents.

parenteral (par-en'ter-al) [Gr. παρά beside + ἔντερον intestine]. Not through the alimentary canal, *i. e.*, either subcutaneous or intravenous.

parepicœle (par-ep'e-sēl). The lateral recess of the epicœle, or fourth ventricle.

parepididymis (par"ep-id-id'im-is). Same as *paradidymis*.

parepigastric (par-ep-e-gas'trik). Near the epigastrium.

parepithymia (par"ep-e-thim'e-ah) [Gr. παρά amiss + ἐπιθυμία longing]. Morbid or abnormal desires or appetites; morbid craving.

paresis (par'es-is) [Gr. πάρεσις relaxation]. 1. General paresis. 2. Slight or incomplete paralysis. **general p.**, a chronic disease of the brain characterized by degeneration of the cortical neurons and marked by progressive loss of mental and physical power. It results from antecedent syphilitic infection. The prognosis is hopeless, the disease lasting from several months to three or four years. Called also *general paralysis of the insane, paretic dementia, dementia paralytica, cerebral tabes*, and *chronic meningo-encephalitis*.

pareso-analgesia (par"es-o-an-al-je'ze-ah). Incomplete paralysis with analgesia.

paresthesia, paræsthesia (par-es-the'ze-ah) [Gr. παρά beside + αἴσθησις sensation]. Morbid or depraved sensation, an abnormal sensation, as burning, pricking, formication, etc. **Berger's p.**, paresthesia in young persons of one or both lower limbs, accompanied by weakness, but without objective symptoms. **Bernhardt's p.**, numbness, pain on exertion, and hyperesthesia of the part of the thigh supplied by the external cutaneous nerve. **visceral p.**, an abnormal sensation referred to some viscus, not a mere excess or defect of a normal visceral sensation.

paresthetic (par-es-thet'ik). Pertaining to or marked by paresthesia.

paretic (par-et'ik). Pertaining to or affected with paresis

pareunia (par-u'ne-ah) [Gr. παρά beside + εὐνή couch]. Coitus; sexual intercourse.

parhemoglobin (par-hem-o-glo'bin). A form of hemoglobin insoluble in alcohol.

parhormone (par-hor'mōn). Any substance, not a true hormone, having a hormone-like action.

parica (par-e-kah'). A narcotic snuff prepared from the seeds of *Piptade'nia ni'ops*, a tree of Brazil. See *niopo*.

paricin (pah'ris-in). An alkaloid, $C_{16}H_{18}ON_2 + \frac{1}{2}H_2O$, from the bark of *Cincho'na succiru'bra*.

paridrosis (par-id-ro'sis) [Gr. παρά beside + ἵδρωσις perspiration]. Any disorder or perverted state of the perspiration.

paries (pa're-ēz), pl. *pari'etes* [L.]. The wall of an organ or cavity. **p. anterior,** an anterior wall, as of the stomach or vagina. **p. carot'ica tym'pani** [B N A], the anterior wall of the tympanum. **p. infe'rior,** the inferior wall of the orbit. **p. jugula'ris** [B N A], the floor of the cavity of the tympanum. **p. labyrin'thica** [B N A], the inner wall of the cavity of the tympanum. **p. latera'lis,** the lateral wall of the orbit. **p. mastoi'dea tym'pani** [B N A], the posterior wall of the cavity of the tympanum. **p. media'lis,** the medial wall of the orbit. **p. membrana'cea tym'pani** [B N A], the outer wall of the cavity of the tympanum. **p. poste'rior,** the posterior wall, as of the stomach or vagina. **p. supe'rior,** the superior wall of the orbit. **p. tegmenta'lis tym'pani** [B N A], the tegmental wall of the cavity of the tympanum.

parietal (par-i'et-al) [L. *parieta'lis; pa'ries* a wall]. Of or pertaining to the walls of a cavity.

Parietaria (par-i-e-ta're-ah). See *pellitory*.

parietes (par-i'et-ēz) [L. "walls"]. The walls of an organ or cavity.

parietofrontal (par-i"et-o-fron'tal). Pertaining to the parietal and frontal bones, gyri, or fissures.

parieto-occipital (par-i"et-o-ok-sip'it-al). Pertaining to the parietal and occipital bones or lobes.

parietosphenoid (par-i"et-o-sfē'noid). Pertaining to the parietal and sphenoid bones.

parietosplanchnic (par-i"et-o-splank'nik). Parietovisceral.

parietosquamosal (par-i"et-o-skwam-o'sal). Pertaining to the parietal bone and the squamous portion of the temporal bone.

parietotemporal (par-i"et-o-tem'po-ral). Pertaining to the parietal and temporal bones or lobes.

parietovisceral (par-i"et-o-vis'er-al). Both parietal and visceral; pertaining to the walls of a cavity and the viscera within it

parigenin (par-ij-e'nin). An alkaloid derived from parillin by the action of sulphuric acid.

parillin (par-il'in) [Spanish *parilla* vine]. A crystalline glucosid, $C_{40}H_{70}O_{18}$, the active principle of sarsaparilla root. It slows the heart's action. Called also *parillic acid, saliseparin*, and *salsaparisin*.

Parinaud's conjunctivitis (pah-rin-ōz') [Henri *Parinaud*, French ophthalmologist, 1844–1905]. See *conjunctivitis*.

Paris green (par'is). A double salt of copper acetate and copper meta-arsenite, $Cu(C_2H_3O_2)_2.3Cu(AsO_2)_2$. Called also *Schweinfurt green*.

parisol (par-i'sol). An antiseptic preparation of formaldehyd and saponified naphthaquinone.

paristhmic (par-ist'mik). Pertaining to the tonsils.

paristhmion (par-isth'me-on) [Gr. παρά beside + ἰσθμός isthmus]. A tonsil.

paristhmitis (par-ist-mi'tis). Tonsillitis.

parity (par'it-e). 1 [L. *parere* to give birth]. The condition of a woman with respect to her having borne children. 2 [L. *par* equal]. Equality; close correspondence or similarity.

Park's aneurysm [Henry *Park*, English surgeon, 1744–1831]. See *aneurysm*.

Park-Williams bacillus [William H. *Park*, American bacteriologist, born 1863; Anna W. *Williams*, American bacteriologist]. See under *bacillus*.

Parker's fluid [George A. *Parker*, American zoologist, born 1864]. See under *fluid*.

Parker's incision [Willard *Parker*, New York surgeon, 1800–1884]. See *incision*.

Parkinson's disease, facies, syndrome (par'kin-sunz) [James *Parkinson*, English physician, 1755–1824]. See *disease, facies, syndrome*.

parkinsonism (par'kin-sun-izm). See *Parkinson's syndrome*, under *syndrome*.

paroarium (par-o-a're-um). Same as *parovarium*.

paroccipital (par-ok-sip'it-al) [Gr. παρά near + L. *oc'ciput* occiput]. Near the occipital bone.

parodontid (par-o-don'tid) [Gr. παρά beside + ὀδούς tooth]. A tumor upon the gum.

parodontitis (par"o-don-ti'tis) [see *parodontid*]. Inflammation of tissues about a tooth.

parodynia (par-o-din'e-ah) [Gr. παρά amiss + ὀδύνη pain]. Dystocia, or morbid labor.

parogen (par'o-jen). Oxygenated paraffin, a preparation containing liquid paraffin, 40 parts, oleic acid, 40 parts, and ammoniated alcohol (5 per cent), 20 parts: used as a basis for liniments.

paroleine (par-o-le'in). A proprietary liquid paraffin preparation.

paroliva (par-ol'iv-ah). An accessory part of the olivary body.

parolivary (par-ol'iv-ar-e) [Gr. παρά near + *olivary*]. Situated near the olivary body.

paromphalocele (par-om-fal'o-sēl) [Gr. παρά near + ὀμφαλός navel + κήλη hernia]. Hernia situated near the navel.

paroniria (par-o-nir'e-ah) [Gr. παρά near + ὄνειρος dream]. Morbid dreaming.

paronychia (par-o-nik'e-ah) [Gr. παρά near + ὄνυξ nail]. A felon or whitlow; abscess and suppuration of the terminal phalanx of the finger. It may be superficial and confined to the structures about the nails, or deep-seated, in which case the periosteum and bone are affected, and there are pain, necrosis, and marked constitutional disturbance. **p. tendino'sa,** septic inflammation of the sheath of the tendon of a finger.

paronychial (par-o-nik'e-al). Of or pertaining to paronychia.

paronychosis (par-on-ik-o'sis). The formation of a nail in some abnormal place.

paroöphoric (par-o-of-o'rik). Pertaining to the paroöphoron.

paroöphoritis (par"o-of-o-ri'tis). 1. Inflammation of the paroophoron. 2. Inflammation of the tissues about the ovary.

paroöphoron (par-o-of'o-ron) [Gr. παρά near + ᾠόν egg + φέρειν to bear]. A relic in the broad ligament of the urinary portion of a wolffian body. It is a tubular body corresponding to the organ of Giraldès in the male.

parophthalmia (par-of-thal'me-ah) [Gr. παρά beside + ὀφθαλμός eye]. Inflammation of the connective tissue around the eye.

parophthalmoncus (par"of-thal-mong'kus) [Gr. παρά beside + ὀφθαλμός eye + ὀγκός tumor]. A tumor situated near the eye.

parophysoxia (par-o-fiz-ok'se-ah). A proprietary veterinary antiseptic, purgative, and carminative: used in colitis and irritative affections of the alimentary canal. Dose, 4–5 fl oz. (118–148 c.c.).

paropsis (par-op'sis) [Gr. παρά beside + ὄψις vision]. Disorder of the sense of vision.

parorchidium (par-or-kid'e-um) [Gr. παρά beside + ὄρχις testicle]. Misplacement of a testicle or testicles.

parorchis (par-or'kis). The epididymis.

parorexia (par-o-reks'e-ah) [Gr. παρά aside + ὄρεξις appetite]. Nervous perversion of the appetite, with craving for special articles of diet or for articles that are not fit for food.

parosmia (par-oz'me-ah) [Gr. παρά aside + ὀσμή smell]. Any disease or perversion of the sense of smell.

parosphresia, parosphresis (par-os-fre'ze-ah, par-os-fre'sis) [Gr. παρά near + ὄσφρεσις smelling]. Disorder or perversion of the sense of smell.

parosteal (par-os'te-al). Pertaining to the outer surface of the periosteum.

parosteitis, parostitis (par"os-te-i'tis, par-os-ti'tis) [Gr. παρά near + *osteitis*]. Inflammation of the tissues around a bone.

parosteosis, parostosis (par-os-te-o'sis, par-os-to'sis) [Gr. παρά near + ὀστέον bone]. Ossification of the tissues outside of the periosteum.

parotic (par-ot'ik) [Gr. παρά near + οὖς ear]. Situated or occurring near the ear.

parotid (par-ot'id) [Gr. παρά near + οὖς ear]. 1. Situated near the ear. 2. The parotid gland.

parotidean (par-ot-id'e-an). Pertaining to the parotid gland.

parotidectomy (par-ot-id-ek'to-me) [*parotid* + Gr. ἐκτομή excision]. Excision of the parotid gland.

parotiditis (par-ot-id-i'tis). Same as *parotitis*.

parotido-auricularis (par-ot"id-o-aw"rik-u-la'ris). A muscle, somewhat rare in man, arising on the fascia over the parotid gland and inserted in the deep surface of the concha.

parotidoscirrhus (par-ot"id-o-skir'us) [*parotid gland* + Gr. *σκλῆρος* hardness]. Hardening of the parotid gland.

parotidosclerosis (par-ot"id-o-skle-ro'sis). Sclerosis of the parotid gland.

parotitis (par-ot-i'tis). Inflammation of the parotid gland; mumps. See *mumps* **celiac p.**, inflammation of the parotid gland following abdominal disease or injury.

parous (pa'rus) [L. *par'ere* to bear]. Puerperal.

parovarian (par-o-va're-an). Pertaining to the parovarium.

parovariotomy (par"o-va-re-ot'o-me) [*parovarium* + Gr. *τέμνειν* to cut]. The removal of a cyst of the parovarium by cutting.

parovaritis (par"o-var-i'tis). Inflammation of the parovarium.

parovarium (par-o-va're-um) [Gr. *παρά* near + L. *ova'rium* ovary]. A tubular structure of the broad ligament; the body of Rosenmuller. With the paroophoron, it represents the embryonic wolffian body. Called also *epoophoron*.

paroxia (par-oks'e-ah). Same as *pica*.

paroxysm (par'oks-izm) [Gr. *παροξυσμός*]. A sudden recurrence or intensification of symptoms.

paroxysmal (par-oks-iz'mal). Recurring in paroxysms.

parresine (par'es-in). A mixture of paraffin, gum alum, Japan wax, asphalt, and eucalyptol: used as a protective dressing to wounds and burns.

parrot-beak nail. See *nail*.

parrot-jaw. The condition produced by protrusion of the upper jaw.

parrot-mouth. Retraction of the lower jaw in the horse.

Parrot's disease, node, sign, ulcer (par-ō') [Jules Marie *Parrot*, a French physician, 1829–1883]. See *disease, node, sign, ulcer*.

Parry's disease (par'ē) [Caleb Hillier *Parry*, English physician, 1756–1822]. Exophthalmic goiter.

pars (parz), pl. *par'tes*. Latin for *part*. **p. basila'ris os'sis occipita'lis**, the basilar process of the occipital bone. **p. calcaneocuboi'dea**, the internal calcaneocuboid ligament. **p. calcaneonavicula'ris**, the superior calcaneoscaphoid ligament. **p. caverno'sa** [B N A], the cavernous portion of the urethra. **p. centra'lis** [B N A] See *cella media*. **p. convolu'ta**, the labyrinth of the kidney. **p. flac'cida** [B N A], Shrapnell's membrane. **p. horizonta'lis** [B N A], the horizontal plate of the palate bone. **p. inflex'a**, the bar of a horse's hoof. **p. infundibula'ris**, the orifice of the duct of the mammary gland. **p. intercartilagin'ea**, the respiratory glottis. **p. interme'dia fos'sæ rhomboi'dea** [B N A], the middle part of the rhomboid fossa. **p. intermembrana'cea**, the true glottis. **p. irid'ica ret'inæ**, the uveal tract. **p. laryng'ea**, the laryngopharynx. **p. mamilla'ris hypothal'ami**, the mamillary bodies and their surroundings. **p. mastoi'dea** [B N A], the mastoid portion of the temporal bone. **p. membrana'cea** [B N A], the membranous portion of the urethra. **p. membrana'cea sep'ti** [B N A], the area at the base of the intraventricular septum of the heart where the tissue is extremely thin. **p. nasa'lis laryn'gis**, the nasopharynx. **p. op'tica hypothal'ami**, the optic chiasm and its surroundings. **p. ora'lis pharyn'gis**, the oropharynx. **p. orbita'lis** [B N A], the orbital portion of the frontal bone. **p. perpendicula'ris** [B N A], the vertical plate of the palate bone. **p. petro'sa** [B N A], the petrous portion of the temporal bone **p. pri'ma**, the first portion of the root of the facial nerve. **p. prostat'ica** [B N A], the prostatic portion of the urethra. **p. pylor'ica**, the pyloric portion of the stomach. **p. radia'ta [proces'sus ferrei'ni]**, Ferrein's pyramids. See under *pyramid*. **p. spongio'sa.** Same as *p. caverno'sa*. **p. squamo'sa**, the squamous portion of the temporal bone. **p. supe'rior duode'ni.** See *pilleus ventriculi*. **p. ten'sa** [B N A], the main, tense portion of the tympanic membrane. **p. triangula'ris**, the preoperculum. **p. tympan'ica** [B N A], the tympanic portion of the temporal bone.

parsley (pars'le). The umbelliferous plant, *Petroseli'num sati'vum*. The root and fruit or seeds are antiperiodic, stimulant, aperient, and diuretic. The root is given in dropsy and kidney disease; the leaves furnish *apiol*. Dose of fluidextract, 20–30 min (1.33–2 c.c.). **p.-camphor**, apiol.

Parsons's disease (par'sunz) [James *Parsons*, English physician, 1705–1770]. Exophthalmic goiter.

Part. æq. Abbreviation for L. *par'tes æqua'les*, equal parts.

parthenicin (par-then'is-in). An antipyretic alkaloid from *Parthe'nium hysteroph'orus*, a plant of tropical America. Dose, 7–15 gr (0.5–1 gm.).

parthenin (par'then-in). A bitter, crystalline, analgesic and febrifugal alkaloid from *Parthe'nium hysteroph'orus*. Antiperiodic dose, 7–15 gr. (0.5–1 gm.); analgesic dose, ¾ gr. (0.05 gm.).

Parthenium (par-the'ne-um). A genus of composite plants. *P. hysteroph'orus* contains parthenicin and parthenin. *P. integrifo'lium*, the prairie-dock, is antiperiodic.

parthenogenesis (par"then-o-jen'es-is) [Gr. *παρθένος* virgin + *γένεσις* production]. 1. Asexual reproduction 2. Same as *alternation of generations*. 3. The development of an egg without fertilization.

parthenoplasty (par-then'o-plas-te) [Gr *παρθένος* virgin + *πλάσσειν* to form] Production of a spurious virginity by suturing the ruptured hymen.

parthogenesis (par-tho-jen'es-is). Same as *parthenogenesis*.

particles, alpha. A particle ejected from the nucleus of a radio-active atom A stream of these particles constitutes alpha-rays. The alpha particle is simply the nucleus of a helium atom **colloid p.**, in colloid chemistry the ultimate particles of a disperse phase. In lyophilic colloids the particles are larger than a single molecule, being from 1 to 100 micromicrons in diameter, but not large enough to settle out by gravity; in a lyophilic colloid they may consist of one or more large organic molecules, as of starch or protein **Zimmermann's elementary p's**, small, irregular bodies found in the blood, apparently masses derived from the breaking down of blood-plates or other elements.

particulate (par-tik'u-lāt). Composed of separate particles.

partigen (par'te-jen) One of the hypothetic constituents of an antigen, which is considered as a mixture of partigens or partial antigens.

partimute (par'te-mūt). A deaf-mute.

partimutism (par-te-mu'tizm). Deaf-mutism.

partinium (par-tin'e-um). An alloy of aluminum and tungsten.

parturient (par-tu're-ent) [L. *partu'riens*]. 1. Giving birth. 2. Pertaining to childbirth.

parturifacient (par"tu-re-fa'shent) [L. *parturi're* to travail + *fac'ere* to cause]. 1. Inducing or facilitating childbirth 2. A medicine that induces or facilitates childbirth.

parturiometer (par"tu-re-om'et-er) [L. *parturi'io* childbirth + *me'trum* measure]. A device used in measuring the expulsive power of the uterus.

parturition (par-tu-rish'un) [L. *parturit'io*]. The act or process of giving birth to a child.

partus (par'tus) [L.]. 1. Labor; childbirth, or parturition. 2. The young when brought forth. **p. agrippi'nus**, breech delivery. **p. cæsa'reus**, delivery by cesarean section. **p. immatu'rus**, premature labor. **p. matu'rus**, labor at full term. **p. seroti'nus**, delayed labor; prolongation of pregnancy. **p. sic'cus**, dry labor.

Part. vic. Abbreviation for L. *par'tibus vi'cibus*, in divided doses.

parulis (par-u'lis) [Gr. παρά near + οὖλον gum]. A gum-boil; abscess of a gum.

parumbilical (par-um-bil'ik-al). Near the navel.

paruria (par-u're-ah) [Gr. παρά beside + οὖρον urine]. Discharge of urine from an unusual part.

parvicellular (par-vis-el'u-lar) [L. *par'vus* small + *cel'lula* cell]. Composed of small cells.

parvolin (par'vo-lin). An amber-colored liquid ptomain, $C_9H_{13}N$, from decaying fish or horseflesh. See *ptomains, table of*.

parvule (par'vūl) [L. *par'vulus* very small]. A very small pill, pellet, or granule.

pasadyne' (pas'ad-in). The trade name for what is claimed to be a preparation of passion-flower.

Pascal's law (pas-kahlz') [Blaise *Pascal*, French scientist, 1623–1662]. See *law*.

paschachurda (pas-kah-koor'dah). Same as *Tashkend ulcer*. See under *ulcer*.

paspalism (pas'pal-izm) Poisoning due to the seeds of a grass, *Pas'palum scrobicula'tum*, of India.

passage (pas'ej) [L. *passa'gium*]. 1. A channel or meatus. 2 The act of moving from place to place. 3. The introduction of a catheter, probe, or sound 4. An evacuation of the bowels. **false p.**, a hole made in the walls of a canal, as the urethra, mainly by the misuse of the catheter.

Passavant's cushion (pas'av-ans) [Gustav *Passavant*, German surgeon, 1815–1893]. See under *cushion*.

Passiflora (pas-if-lo'rah) [L. *pas'sio* passion + *flos* flower] A genus of twining plants of the warmer parts of America, passion-flower. Many species are actively medicinal. *P. incarna'ta* (may-pop), of the United States, is narcotic and sedative Dose of fluidextract, 5–10 min. (0.333–0.666 c.c.).

passion (pash'un) [L. *pas'sio* suffering]. 1. Pain or suffering. 2. Strong emotion. **ileac p.** Same as *ileus*.

passional (pash'un-al). Marked by or exhibiting passion **p. attitude.** See *attitude*.

passive (pas'iv) [L. *passi'vus*]. Neither spontaneous nor active; not produced by active efforts.

passivism (pas'iv-izm) Sexual perversion with subjection of the will to another's.

passulæ (pas'u-le). Latin for *raisins*.

pasta (pas'tah), pl *pas'tæ* [L.]. Paste. **p. peptona'ta,** Scheich's paste.

paste (pāst) [L. *pas'ta*]. A soft, viscid substance; often an escharotic mixture **Abbot's p.**, a paste prepared from arsenous acid, morphin, and creosote used for killing the nerve of a tooth. **Alexander's p.**, a paste for treatment of burns, consisting of ichthyol 4 gm., olive oil 12 gm., woolfat 105 gm. **almond-p.**, a magma prepared from bitter almonds used as a lip-salve and dressing for chapped fingers, etc. **arsenical p.**, a caustic paste containing arsenic **Beck's p.**, a paste consisting of 1 part of bismuth subnitrate and 2 parts of sterile vaselin injected for the treatment of tuberculous cavities and chronic sinuses. **bismuth p.** See *Beck's p.* **Bougard's p.**, a caustic cancer paste containing mercuric bichlorid, mercuric sulphid, zinc chlorid, arsenic, starch, and flour. **Bourdin's p.**, nitric acid mixed with sublimed sulphur: escharotic. **Brooke's p.**, oleate of mercury, 28 parts; petrolatum, 14 parts; ichthyol, 1 part; starch and zinc oxid, each, 7 parts; salicylic acid, 1.2 parts: useful in skin diseases **Buckley's p.**, a paste containing trioxymethylene· used for desensitizing dentin. **Canquoin's p.**, zinc chlorid mixed with flour and water. **Delbet's p.**, a paste for wound dressings, consisting of tincture of iodin 6 c.c., chloroform 6 c.c., wax 50 gm. **dermatologic p.**, a paste made of starch, dextrin, zinc oxid, calcium carbonate, or sulphur, together with glycerin, petrolatum, or a fat, and containing some medicine. **dextrinated p.**, a preparation of equal parts of dextrin, glycerin, and distilled water: used as a vehicle for medicinal pastes. **Dupuytren's p.**, a caustic paste of arsenous anhydrid, calomel, and gum. **Esmarch's p.**, a caustic paste used in the treatment of cancerous and other growths: made of 1 part of arsenic, 1 of morphin sulphate, 8 of calomel, and 48 of acacia. **flour-p.**, a thin mixture of flour and water: used in surgery. **Frère Cosme's p.**, a caustic paste made from 1 part arsenic, 5 parts mercury sulphid, and 2 parts burnt sponge. **fruit-p.**, inspissated fruit-juice: used in pharmacy. **guarana p.**, guarana. **jujube-p.**, a fruit paste originally prepared from jujubes. **Lassar's p.**, a dressing for erythema, intertrigo, etc.: vaselin, 6 ounces; zinc oxid and starch, each, 6 drams; and salicylic acid, 30 grains. **London p.**, a paste containing quicklime and caustic soda. **Marsden's p.**, a mixture of 2 parts of arsenous acid with 1 part of gum acacia: used as an escharotic. **Mayet's p.**, a paste made of 1 part of zinc oxid, 8 parts of zinc chlorid, and 7 parts of flour: used in cancer. **Morison's p.** See *Morison's method*, under *method*. **phosphorus p.**, phosphorus made into a paste with flour: a rat-poison. **Piffard's p.**, a paste made of 1 part of copper sulphate, 5 parts of tartrated soda, and 2 parts of caustic soda used in testing the urine for sugar. **Robinquet's p.**, a paste for cancer, made of equal parts of zinc chlorid and flour with guttapercha. **Schleich's p.**, an adhesive paste for fixing bandages on wounds, called also *pasta peptonata*. **serum-p.**, a paste prepared from dried and sterilized blood-serum: used as a dressing for wounds. **sulphuric-acid p.**, a mixture of sulphuric acid and powdered saffron in equal parts used as a caustic. **Unna's p.**, a paste made of 1 oz of zinc oxid and 2 oz each of mucilage of acacia and glycerin. It is applied with a brush to eczematous patches **Vienna p.**, a caustic paste of potash and lime. **Ward's p.**, a confection of black pepper.

pastern (pas'tern). The portion of a horse's foot occupied by the first and second phalanges. **p. bone.** See under *bone*.

Pasteur's fluid, liquid solution (pas-terz') [Louis *Pasteur*, French chemist and bacteriologist, 1822–1895] See *Pasteur's solution*, under *solution*.

Pasteurella (pas-ter-el'ah) [Louis *Pasteur*]. A genus of bacterial organisms, in the form of rod-shaped cells, Gram-negative, and showing bipolar staining. It includes the organism of bubonic plague and of the hemorrhagic septicemias of animals, organisms formerly included under the genus *Bacillus* **P. avisep'tica**, a short non-motile, Gram-negative organism showing polar staining and found in the blood of fowls suffering from chicken cholera which it causes. Called also *Bacillus aviseptic us*, *B. of chicken cholera*, *B. choleræ avium*, *B. choleræ gallinarum*, and *B. gallinarum* **P. bovisep'tica**, short non-motile rods from the blood and fluids of animals dying of European cattle plague. **P. chol'eræ gallina'rum.** See *P. aviseptica*. **P. pes'tis**, a short, thick, Gram-negative rod-shaped organism which shows polar staining and involution forms. It is highly virulent for most laboratory animals and causes bubonic plague in man. Called also *Bacillus pestis* and *Yersin's bacillus*. **P. suisep'tica**, a small, non-motile, Gram-negative organism closely resembling the P. aviseptica. It is found in cases of swine plague and causes the disease. Called also *Bacillus suicida* and *B suiseptica*.

pasteurellosis (pas-ter-el-o'sis). Any one of a group of fatal infectious diseases of various animals, caused by bacteria of the hemorrhagic septicemia group. **p. bubalo'rum.** Same as *barbone*.

pasteurin (pas-tu'rin). A proprietary antiseptic fluid mixture.

pasteurisation (pas"tur-iz-a'shun) [after Louis *Pasteur*, French chemist and biologist, 1822–1895].

The arrest or checking of fermentation by heating, usually to 60° C., for thirty minutes.

pasteuriser (pas'tu-ri-zer). An instrument used in effecting pasteurization.

Pastia's sign (pas'te-ahz) [C. *Pastia*, contemporary Rumanian physician]. See *sign*.

pastil (pas'til) [Fr. *pastille*]. A troche or lozenge; also an aromatic mass to be burnt as a fumigant.

pastille (pas-tēl'). Same as *pastil*. **Sabouraud's p's**, lozenges of barium platinochlorid with acetate of starch and collodion: used to indicate by their change of color the strength of *x*-rays.

pastometer (pas-tom'et-er). An instrument for indicating when milk that is being pasteurized has reached the pasteurization temperature.

patarchur (pat-ar-choor'). An East Indian plant, *Plectran'thus secun'dus:* administered for the relief of strangury.

patch (patsh) [L. *pilta'cium;* Gr. πιττάκιον]. An area differing from the rest of a surface. **drab-colored p.**, a peculiar spot on the liver after various tropical hepatic diseases. **Hutchinson's p.**, a reddish or salmon-yellow patch of the cornea in syphilitic keratitis. **mucous p.**, condyloma latum: a lesion characteristic of syphilis. **opaline p.**, a mucous patch of the mouth sometimes seen in syphilis. **Peyer's p's**, whitish patches of lymph-follicles in the mucous and submucous layers of the small intestine. **salmon-p.**, a salmon-colored spot in the cornea in syphilis of that structure. **white p.**, a white, opaque spot on the pericardium or on the capsule of the spleen, due to rubbing against a nodule of a rib in rachitis.

patchouli, patchouly (pat-shoo'le). A labiate herb of India, *Pogoste'mon patchou'li:* used chiefly in perfumery.

patefaction (pat-e-fak'shun) [L. *patefa'cere* to lay open]. The act of laying open.

patella (pat-el'ah) [L. "pan"]. The knee-cap, or knee-pan; a lens-shaped sesamoid bone situated in the front of the knee, in the tendon of the quadriceps extensor femoris muscle. **floating p.**, a patella which is floated up from the condyles by a large effusion in the knee. **riders' painful p.**, tenderness and pain in the patella of horseback riders.

patellapexy (pat-el'ap-ek-se) [*patella* + Gr. πῆξις fixation]. The operation of suturing the patella to the lower end of the femur.

patellar (pat-el'ar) [L. *patella'rius*]. Of or pertaining to the patella.

patelliform (pat-el'if-orm). Shaped like the patella.

patellofemoral (pa-tel"o-fem'o-ral). Pertaining to the patella and the femur.

patency (pa'ten-se) [L. *pa'tens* open]. The condition of being wide open.

patent (pa'tent) [L. *pa'tens*]. Wide open, or patulous.

path (path). The course, or set of fibers, along which any nervous impulse moves, whether esodic or exodic; particularly the intracranial or intraspinal portion of such a course.

pathema (path-e'mah), pl. *pathem'ata* [Gr. πάθημα disease]. Any diseased state or morbid condition.

pathematology (path"e-mat-ol'o-je) [Gr. πάθημα disease + λόγος treatise]. 1. Pathology. 2. The science treating of mental affections and of the passions.

pathetic (path-et'ik) [L. *pathet'icus;* Gr. παθητικός]. Pertaining to the feelings.

patheticus (path-et'ik-us). 1. Either nerve of the fourth pair. 2. The superior oblique muscle of the eye.

pathetism (path'et-izm) [Gr. παθητός passive]. Hypnotism, or mesmerism.

pathfinder (path'find-er). A device for locating strictures of the urethra; also dental instrument for tracing the course of root-canals.

pathic (path'ik) [L. *path'icus;* Gr. παθικός]. One who submits himself or herself to the unnatural sexual desires of another.

patho-amin (path-o-am'in). An amin causing disease, or formed as the product of a disease process; a ptomain.

patho-anatomy (path"o-an-at'o-me). Pathologic anatomy.

pathobiology (path"o-bi-ol'o-je). Same as *pathology*.

pathobolism (path-ob'o-lizm) [Gr. πάθος disease + *metabolism*]. A condition of perverted metabolism of a diseased nature.

pathodontia (path-o-don'she-ah) [Gr. πάθος disease + ὀδούς tooth]. The department of dentistry which deals with diseases of the teeth.

pathoformic (path-o-for'mik) [Gr. πάθος disease + L. *for'ma* form]. Pertaining to the beginning of disease: said of symptoms at the beginning of mental disorder.

pathogen (path'o-jen) [Gr. πάθος disease + γεννᾶν to produce]. Any disease-producing microorganism or material.

pathogenesis, pathogenesy (path-o-jen'es-is, path-o-jen'es-e) [Gr. πάθος disease + γένεσις origin]. The development of morbid conditions or of disease. **drug p.**, the production of symptoms of disease by the use of drugs.

pathogenic, pathogenetic (path-o-jen'ik, path"o-jen-et'ik). Giving origin to disease or to morbid symptoms.

pathogenicity (path-o-jen-is'it-e). The state of being pathogenic.

pathogeny (path-oj'en-e). Same as *pathogenesis*.

pathognomonic (path-og-no-mon'ik) [Gr. πάθος disease + γνωμονικός showing]. Pointing out the nature of a disease or illness.

pathognomy (path-og'no-me) [Gr. πάθος disease + γνώμη opinion]. 1. The science of the signs and symptoms of disease 2. The recognition of the nature of a disease by observation of the unconscious revelation of the feelings and passions of the patient.

pathognostic (path-og-nos'tik). Same as *pathognomonic*.

pathography (path-og'raf-e) [Gr. πάθος disease + γράφειν to write]. A history or description of disease.

patholesia (path-o-le'ze-ah). A hysteric condition.

pathologic, pathological (path-o-loj'ik, path-o-loj'ik-al). Pertaining to pathology.

pathologico-anatomic (path-o-loj"ik-o-an-at-om'ik). Pertaining to pathologic anatomy.

pathologist (path-ol'o-jist). One learned or skilled in pathology.

pathology (path-ol'o-je) [Gr. πάθος disease + λόγος discourse]. That branch of medicine which treats of the essential nature of disease, especially of the structural and functional changes caused by disease. **cellular p.**, that which regards the cells as starting-points of the phenomena of disease and that every cell descends from some pre-existing cell (Virchow). **comparative p.**, that which institutes comparisons between various diseases of the human body and those of the lower animals. **dental p.**, the sum of knowledge regarding diseases of the teeth. **exotic p.**, a system of pathology foreign to the country or school in which it has found a lodgment. **experimental p.**, the study of artificially induced disease processes. **functional p.**, the study of the changes of function due to morbid tissue changes. **general p.**, that which takes cognizance of pathologic conditions which may occur in various diseases and in different organs. **geographic p.**, pathology in its geographic and climatic relations. **humoral p.**, the opinion

that disease is due to abnormal conditions of the fluids of the body. **medical p., internal p.,** that which relates to morbid processes which are not accessible to operative interference. **plant p.,** vegetable pathology. **solidistic p.,** that opinion which attributes disease to rarefaction or condensation of the solid tissues. **special p.,** the study of the pathology of particular diseases or organs. **surgical p., external p.,** the study of the pathology of such diseases as are accessible to operative interference. **vegetable p.,** the pathology of plant diseases.

patholysis (path-ol'is-is) [Gr. *πάθος* disease + *λύσις* dissolution]. The dissolution of disease.

pathomain (path'o-măn). Any one of the pathogenic cadaveric alkaloids.

pathomania (path-o-ma'ne-ah) [Gr. *πάθος* disease + *μανία* madness]. Moral insanity.

pathometabolism (path"o-met-ab'o-lizm) [Gr. *πάθος* disease + *metabolism*]. Metabolism in disease.

pathometry (path-om'et-re) [Gr. *πάθος* disease + *μετρεῖν* to measure]. Sir Ronald Ross's term for the quantitative study of parasitic invasion and infection in individuals or groups of individuals.

pathomimecry (path"o-mim'ek-re). Pathomimesis.

pathomimesis (path"o-mim-e'sis) [Gr. *πάθος* disease + *μίμησις* mimicry]. The imitation or feigning of disease; malingering

pathomorphism (path-o-mor'fizm). Perverted or abnormal morphology.

pathonomia, pathonomy (path-o-no'me-ah, path-on'o-me) [Gr. *πάθος* disease + *νόμος* law]. The sum of knowledge regarding the laws of disease.

patho-occlusion (path"o-ok-lu'zhun). Malocclusion.

pathophilia (path-o-fil'e-ah) [Gr. *πάθος* disease + *φιλεῖν* to love]. The condition in which a patient adapts himself and his mode of life to some chronic affection.

pathophobia (path-o-fo'be-ah) [Gr. *πάθος* disease + *φόβος* fear]. Morbid dread of disease.

pathophoresis (path"o-fo-re'sis) [Gr *πάθος* disease + *φόρος* bearing]. The transmission of disease.

pathophoric (path-o-for'ik). Pathophorous.

pathophorous (path-of'o-rus). Conveying or transmitting disease.

pathopoiesis (path"o-poi-e'sis) [Gr. *πάθος* disease + *ποιεῖν* to make]. 1. The causation of disease. 2. The tendency of the individual to become diseased.

pathopsychology (path"o-si-kol'o-je) [Gr. *πάθος* disease + *psychology*]. The psychology of mental disease; pathologic psychology.

pathoradiography (path"o-ra-de-og'raf-e). Pathoroentgenography.

pathoroentgenography (path"o-rent-gen-og'raf-e). The study of pathologic lesions by the roentgenogram.

patient (pa'shent) [L. *pa'tiens*]. A person who is ill or who is undergoing treatment for disease. **out-p.** See *out-patient*.

Patrick's test (pat'riks) [Hugh Talbot *Patrick*, neurologist in Chicago, born 1860]. See under *tests*.

patrilineal (pat-ril-in'e-al) [L. *pa'ter* father + *lin'ea* line]. Descended through the male line.

patroclinous (pat-ro-kli'nus) [Gr. *πατήρ* father + *κλίνειν* to incline]. Inheriting or inherited from the father. Cf. *matroclinous*.

patrogenesis (pat-ro-gen'es-is) [Gr. *πατήρ* father + *γεν-* to produce]. A form of reproduction in which the chromatin of the new organism is derived entirely from the sperm cell.

patten (pat'n). A metallic support to be worn under the sound foot in hip-joint disease.

pattern (pat'ern). A design or arrangement of figures. **action p.,** Crile's term for the congenital or acquired manner in which certain stimuli produce certain actions in individuals.

patulous (pat'u-lus) [L. *pat'ulus*]. Spreading somewhat widely apart; open.

paucin (paw'sin). A yellow, flaky alkaloid, $C_{77}H_{30}N_6O_5.6\frac{1}{2}H_2O$, from the pauco-nut, the fruit of *Pentacle'thra macrophyl'la*, an African plant.

Paullinia (pawl-in'e-ah) [L., after C. F. *Paullini*, 1643–1712]. A genus of sapindaceous plants of tropical America. *P. cupa'na* affords guarana (q. v.). *P. pinna'ta*, of Brazil, is used homeopathically.

paulocardia (paw-lo-kar'de-ah) [Gr. *παῦλα* pause + *καρδία* heart]. 1. Abnormal slowness of the heart-beat. 2. The subjective sensation of intermission or stopping of the heart.

Paul of Ægina, Paulus Ægineta (ej-in-e'tah). A celebrated Greek medical writer who practised in Alexandria during the first half of the seventh century, and was distinguished as surgeon and obstetrician. Of his many works, only one has survived, a compendium of medicine in seven books.

Paul's sign (pawlz) [Constantin Charles Théodore *Paul*, French physician, 1833–1896]. See *sign*.

Paul's test (pawlz) [Gustav *Paul*, Austrian physician, born 1859]. See under *tests*.

Paul-Mixter tube [Frank Thomas *Paul*, English surgeon, born 1851; Samuel Jason *Mixter*, Boston surgeon, 1855–1926]. See under *tube*

Paullinia (pawl-in'e-ah) See *guarana*.

paunch (pawntsh). See *rumen*.

pause, compensatory (pawz). The prolonged pause following an extrasystole which compensates for the extra beat, so that the total rate of the beat remains constant.

pausimenia (paw-se-me'ne-ah) [Gr. *παῦσις* pause + *μήν* month]. Menopause.

Pauzat's disease (po-zahz') [Jean Eugène *Pauzat*, French physician]. Osteoplastic periostitis of the metatarsus.

pavement epithelium (pāv'ment). See *epithelium*.

pavilion (pav-il'yun) [L. *papil'io* butterfly, tent]. A dilated or flaring expansion at the end of a passage. **p. of the ear,** the auricle. **p. of the oviduct,** its outer, or fimbriated, end. **p. of the pelvis,** its upper, flaring portion.

Pavloff. See *Pavlov*.

Pavlov's method, stomach (pahv'lof) [Ivan Petrovich *Pavlov*, Russian physiologist, born 1848]. See *method* and *stomach*.

pavon (pa'von). A proprietary opium preparation representing the total alkaloids of the drug.

pavor nocturnus (pa'vor nok-tur'nus) [L.]. Night-terrors: a kind of nightmare of children.

Pavy's disease, solution (pa'vē) [Frederick William *Pavy*, English physician, 1829–1911]. See *disease* and *solution*.

Pawlik's fold, triangle (pahv'liks) [Karel J. *Pawlik*, gynecologist in Prague, 1849–1914]. See *fold* and *triangle*.

Pawlow. See *Pavlov*.

pawpaw (paw'paw). 1. Same as *papaw*. 2. The shrub *Asim'ina tri'loba*, of North America, and its fruit.

paxine (paks'īn). A proprietary vermifuge and sedative for infants. Dose, 10–60 mīn. (0.666–4 c.c.).

Paxton's disease (paks'tonz). See *disease*.

Payr's method (pīrz) [Erwin *Payr*, German surgeon, born 1871]. See under *method*.

payta (pa'tah). A white bark resembling cinchona from an unidentified species of *Aspidosperma*.

paytamin (pa'tam-in). An alkaloid, $C_{21}H_{24}N_2O$, from payta bark.

paytin (pa'tin). An alkaloid, $C_{21}H_{24}N_2O.H_2O$, from payta bark.

P. B. Abbreviation for *Pharmacopœia Britannica*, British pharmacopeia.

Pb. The symbol for *lead* [L. *plum'bum*].

$Pb(C_2H_3O_2)_2$. Lead acetate.

$PbCO_3$. Lead carbonate.

$PbCrO_4$. Lead chromate.

P. B.-E. Abbreviation for German *Perlsucht Bacillen-emulsion*, a form of tuberculin prepared from a culture of bacilli of bovine tuberculosis.

PbI_2. Lead iodid.

$Pb(NO_3)_2$. Lead nitrate.

PbO. Lead monoxid.

PbO_2. Lead dioxid.

PbS. Lead sulphid.

$PbSO_4$. Lead sulphate.

P. C. Abbreviation for L. *pon'dus civi'le*, avoirdupois weight

P. c. Abbreviation for L. *post ci'bum*, after food.

Pc. Abbreviation for *convergence near-point.*

P. Cc. Abbreviation for *periscopic concave.*

P. C. M. O. Abbreviation of *Principal Colonial Medical Officer.*

P. Cx. Abbreviation for *periscopic convex.*

P. D. Abbreviation for *potential difference* and *interpupillary distance*

Pd. The chemic symbol for *palladium.*

p.-d. An abbreviation for *prism-diopter.*

peach-fever (pēch). See *fever.*

Péan's operation, position (pa-az') [Jules *Péan*, French surgeon, 1830–1898]. See *operation* and *position.*

peanut (pe'nut). The edible fruit of *Ar'achis hypogæ'a*, a leguminous plant cultivated in warm and hot regions. Its fixed oil is a substitute for olive oil.

pearl (perl) 1. A small calcareous concretion from various species of mollusks, formerly regarded as having sovereign curative powers. 2. A small medicated granule; also a glass globule with a single dose of volatile medicine. 3 Any one of the rounded masses of tough sputum seen in the early stages of an attack of bronchial asthma. **epidermic p's, epithelial p's,** rounded concentric masses of epithelial cells found in certain papillomata and epitheliomata. Called also *pearly bodies.* **Epstein's p's,** small, whitish-yellow masses on either side of the raphé of the hard palate of the new-born **gouty p.,** a sodium urate concretion on the cartilage of the ear in gouty persons. **Laënnec's p's,** soft casts of the smaller bronchial tubes expectorated in bronchial asthma.

pearlash (perl'ash). Impure potassium carbonate in crystals.

pearl-disease. Tuberculosis of the peritoneum and mesentery of cattle.

Pearson's solution [George *Pearson*, English physician, 1751–1828]. See *solution.*

peat (pēt). Carbonized vegetable matter found in bogs used in peat-baths and as a dry absorbent dressing

pebble (peb'l). A kind of rock crystal from which lenses are sometimes cut.

pebeco (peb'ek-o). A proprietary tooth-paste containing chlorate of potash.

pébrine (peb-rēn') [Fr.] An infectious disease of silkworms caused by *Nosema bombycis.*

peccant (pek'ant) [L. *pec'cans* sinning]. Unhealthy; causing illness or disease.

peciloblast, pœciloblast (pe-sil'o-blast) [Gr. ποικίλος mottled + βλαστός germ]. A deformed or malformed red blood-corpuscle.

pecilocyte (pes'il-o-sīt) [Gr. ποικίλος spotted + κύτος cell]. Same as *peciloblast.*

pecilocythemia (pes-il''o-si-the'me-ah) [*pecilocyte* + Gr. αἷμα blood]. The presence of pecilocytes in the blood.

pecilocytosis (pes''il-o-si-to'sis). Same as *pecilocythemia.*

pecilonymy (pes-il-on'i-me). See *poikilonymy.*

pecilothermal, pecilothermic, pecilothermous (pes''il-o-ther'mal, -mik, -mus). See *poikilothermal.*

pecilothermism (pe-sil-o-ther'mizm). The quality of being poikilothermal.

Pecquet, cistern of, reservoir of (pek-ā') [Jean *Pecquet*, French anatomist, 1622–1674]. The receptaculum chyli.

pectase (pek'tās). A nitrogenous ferment associated with pectose in fruits; it coagulates various pectins.

pecten (pek'ten) [L. for *comb*] The os pubis **p. os'sis pu'bis** [B N A], **p. pu'bis,** the pectineal line. **p. scle'ræ,** the crust-like edge of the sclera around the entrance of the optic nerve Called also *scleral rim.*

pectenin (pek'ten-in). A poisonous alkaloidal compound from a Mexican cactus, *Ce'reus pec'ten.*

pectic acid (pek'tik). See *acid.*

pectin (pek'tin) [Gr. πηκτός congealed]. A polysaccharid from fruits and plants, the base of vegetable jelly. It is formed by the transformation of the pectose of unripe fruit and consists largely of the methyl and other esters of galacturonic acid

pectinase (pek'tin-ās). A ferment, derivable from most plants, which coagulates all the pectins, and liquefies pectins which have been coagulated by pectase.

pectinate (pek'tin-āt) [L. *pec'ten* comb]. Shaped like a comb.

pectineal (pek-tin'e-al) [L. *pec'ten* comb, pubes]. Pertaining to the os pubis.

pectineus (pek-tin'e-us) [L.]. See *muscles, table of.*

pectiniform (pek-tin'if-orm) [L. *pec'ten* comb + *for'ma* form]. Comb-shaped.

pectization (pek-tiz-a'shun) [Gr πηκτικός curdling] Coagulation or gelatinization; a term used in colloidal chemistry.

pectoral (pek'to-ral) [L. *pectora'lis*]. 1. Pertaining to the breast or chest; 2. Serviceable in diseases of the chest, bechic.

pectoralgia (pek-to-ral'je-ah) [L. *pec'tus* breast + Gr. ἄλγος pain]. Pain in the breast.

pectoralis (pek-to-ra'lis) [L.]. See *muscles, table of.*

pectoriloquy (pek-to-ril'o-kwē) [L. *pec'tus* breast + *lo'qui* to speak]. Transmission of the sound of spoken words through the chest-wall. It is indicative of excavation of the lung when heard alone if it is combined with bronchophony, it indicates consolidation of the lung. **aphonic p.,** the sound of the whispered voice transmitted through a serous, but not through a purulent, exudate within the pleura; Baccelli's sign. **whispering p.,** the transmission of the sound of whispered words through the walls of the chest.

pectorin (pek'to-rin). A proprietary remedy for pulmonary tuberculosis

pectorophony (pek-to-rof'o-ne) [L. *pec'tus* breast + Gr. φωνή voice]. Exaggeration of the vocal resonance heard on auscultation.

pectose (pek'tōs). A principle in unripe fruits and plants from which pectin is derived.

pectosinase (pek-to'sin-ās). A ferment which changes pectose into pectin and pectin into various fermentable sugars.

pectous (pek'tus). Pertaining to, composed of, or resembling pectin; having a firm jelly-like consistence.

pectunculus (pek-tung'ku-lus) [L. dim. of *pec'ten* comb]. Any one of the series of small longitudinal ridges on the aqueduct of Sylvius.

pectus (pek'tus) [L.]. The breast: the chest or thorax. **p. carina'tum** [L. "keeled breast"],

chicken-breast; pigeon-breast; undue prominence of the sternum. **p. excava'tum,** funnel-breast.

pedal (pe'dal) [L. *peda'lis; pes* foot]. Pertaining to the foot or feet, or to a pes.

pedarthrocace (pe-dar-throk'as-e) [Gr. *παῖς* child + *arthrocace*]. Caries of the joints in children.

pedatrophia, pedatrophy (pe-dat-ro'fe-ah, pe-dat'ro-fe) [Gr. *παῖς* child + *atrophia* or *atrophy*]. 1. Infantile atrophy. See under *atrophy*. 2 Tabes mesenterica.

pederast (ped'er-ast). One who practises pederasty.

pederasty (ped'er-as-te) [Gr. *παῖς* boy + *ἐραστής* lover]. Sexual intercourse with boys by the anus.

pedesis (pe-de'sis) [Gr. *πήδησις* leaping]. The quick darting movement of fine particles of solid matter in a limpid liquid; brownian movement.

pediadontia (pe-de-ad-on'she-ah). Same as *pedodontia*.

pediadontist (pe"de-ad-on'tist). Same as *pedodontist*.

pediadontology (pe"de-ad-on-tol'o je). Same as *pedodontia*

pedialgia (pe-de-al'je-ah) [Gr. *πεδίον* foot + *ἄλγος* pain]. Neuralgic pain in the foot.

pediatric (pe-de-at'rik) Pertaining to diseases of children.

pediatrician (ped-e-at-rish'un). Same as *pediatrist*.

pediatrics (pe-de-at'riks) [Gr. *παῖς* child + *ἰατρεία* cure]. That branch of medicine which treats of the diseases of children and their treatment.

pediatrist (ped-e-at'rist). A specialist in the treatment of children's diseases.

pediatry (pe'de-at-re). Same as *pediatrics*.

pedicellate, pedicellated (ped-is'il-āt, ped'is-il-a-ted) Same as *pediculate*.

pedicellation (ped-is-el-a'shun). The development of a pedicle

pedicle (ped'ik-el) [L. *pedic'ulus*]. 1. The stem of a tumor or of a flap. 2. The process which connects the lamina of a vertebra with the centrum.

pedicled (ped'ik-ld). Having a pedicle.

pedicterus, pædicterus (pe-dik'ter-us) [Gr. *παῖς* child + *ἴκτερος* jaundice]. Jaundice of new-born infants, icterus neonatorum.

pedicular (pe-dik'u-lar) [L. *pedicula'ris*]. Pertaining to or caused by lice.

pediculate (pe-dik'u-lāt) [L. *pedicula'tus*]. Provided with a pedicle.

pediculation (pe-dik-u-la'shun) [L. *pedicula'tio*]. 1. Infestation with lice. 2. The process of forming a pedicle

pediculicide (pe-dik'u-lis-īd) [L. *pedic'uli* lice + *cædere* to kill]. Destroying lice.

pediculin (pe-dik'u-lin) A proprietary remedy for lice, crude naphthalin (35 per cent.) and chalk (65 per cent.).

pediculofrontal (pe-dik"u-lo-fron'tal). Pertaining to the pedicles of the frontal convolutions.

Pediculoi'des ventrico'sus. A small mite of the family Tarsonemidæ, found in the straw of various

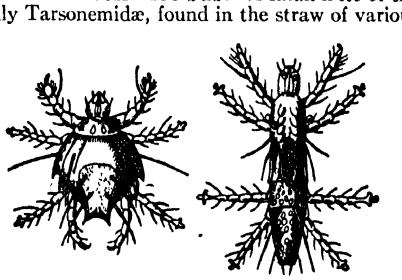

Pediculoides ventricosus, male and female.

cereals and producing a peculiar urticaroid dermatitis known as *straw-mattress dermatitis* and *grain itch*. See *straw itch*, under *itch*.

pediculoparietal (pe-dik"u-lo-pa-rī'et-al). Pertaining to the pedicles of the cerebral convolutions and to the parietal region.

pediculophobia (pe-dik"u-lo-fo'be-ah) [L. *pedic'ulus* louse + Gr. *φόβος* fear]. Morbid dread of infestation with lice.

pediculosis (pe-dik-u-lo'sis) [L. *pedic'ulus* louse]. Lousiness; a skin disease produced by lice. **p. capillit'ii, p. cap'itis,** lousiness of the hair of the head. **p. cor'poris,** the presence of lice on the body or in the clothing. **p. inguina'lis, p. pu'bis,** the presence of crab-lice in the pubic hairs. **p. palpebra'rum,** the presence of crab-lice in the eyelashes. **p. vestimen'ti, p. vestimento'rum.** Same as *p. corporis*.

pediculous (pe-dik'u-lus). Infested with lice.

pediculus (pe-dik'u-lus), pl. *pedic'uli*. 1. Latin for *louse*. 2. Latin for *pedicle*. 3. A genus of the Hemiptera. **P. cap'itis,** the head-louse, which may carry typhus fever, favus, and impetigo. **P. cor'poris, P. vestimen'ti,** the cootie or body louse. It transmits typhus fever, trench fever, relapsing fever, and perhaps other diseases, and causes urticaria and melanoderma. **P. huma'nus,** a term that includes both the head and the body lice. **P. inguina'lis,** the crab-louse **P. pu'bis,** the crab-louse, which infests the hairy parts in the genital region. See *Phthirius pubis*.

pedicure (ped'ik-ūr) [L. *pes* foot + *cu'ra* care]. A chiropodist, or corn-doctor.

pediluvium (ped-il-u've-um) [L. *pes* foot + *lu'ere* to wash]. A foot-bath.

Pediococcus (ped"e-o-kok'kus) [Gr *πεδίον* instep + *κόκκος* berry]. A genus of bacteria. **P. ac'idi lac'tici,** a species found in malt-mash and hay-decoction and generating lactic acid. **P. al'bus,** a non-pathogenic species found in spring-water. **P. auranti'acus,** a species found in water and in garden-soil, and forming an orange-yellow pigment **P. cerevis'iæ,** a species found in beer, generating traces of lactic acid. **P. maggio'ræ** is found in the skin of the foot and in the nasal passages. it is not known to be pathogenic.

pediodontia (pe"de-o-don'she-ah). Same as *pedodontia*.

pedionalgia (pe-de-o-nal'je-ah) [Gr. *πεδίον* sole + *ἄλγος* pain]. Pain in the sole of the foot.

pediophobia, pædiophobia (pe-de-o-fo'be-ah) [Gr *παιδίον* child + *φόβος* fear]. Morbid dread of children or dolls.

pediphalanx (ped-if-a'lanks) [L *pes* foot + *phalanx*] A phalanx of the foot. Cf *maniphalanx*.

pedistibulum (ped-is-tib'u-lum) [L] The stapes.

peditis (pe-di'tis) [L. *pes* foot + *-itis*]. Inflammation of the pedal bone of the horse.

pedobaromacrometer (pe"do-bar"o-mak-rom'-et-er) [Gr *παῖς* boy + *βάρος* weight + *μακρός* long + *μέτρον* measure] An instrument for measuring and weighing infants

pedobarometer (pe"do-bar-om'et-er) [Gr *παῖς* child + *βάρος* weight + *μέτρον* measure] An instrument for weighing infants.

pedodontia (pe-do-don'she-ah) [Gr. *παῖς* child + *ὀδούς* tooth]. The department of dentistry which deals with the teeth and mouth conditions of children.

pedodontics (pe-do-don'tiks). Same as *pedodontia*.

pedodontist (pe-do-don'tist). A dentist who specializes in pedodontia.

pedodynamometer (pe"do-di-nam-om'et-er) [L. *pes* foot + *dynamometer*]. An instrument for measuring the strength of a leg.

pedogamy (pe-doj'am-e) [Gr. *παῖς* child + *γάμος* marriage]. Fertilization by the union of separate cells having the same chromatin ancestry: called also *endogamy*.

pedograph (ped'o-graf) [L. *pes* foot + Gr. *γράφειν* to write]. An imprint on paper of the weight-bearing surface of the foot, surrounded by a pencil-marked contour of the upper foot.

pedologist (pe-dol'o-gist). A specialist in pedology.

pedology, paidology (pe-dol'o-je, pi-dol'o-je) [Gr. *παῖς* child + *λόγος* treatise]. The systematic study of the life and development of children.

pedometer (pe-dom'et-er) [Gr. *παῖς* child + *μέτρον* measure]. An instrument for measuring infants.

pedomorphism (pe-do-mor'fizm) [Gr. *παῖς* child + *μορφή* form]. The retention of infantile characters in the adult organism.

pedonosology (pe"do-nos-ol'o-je) [Gr. *παῖς* child + *νόσος* disease + *λόγος* treatise]. Pediatrics.

pedontia (pe-don'she-ah). Pedodontia.

pedontology (pe-don-tol'o-je). Pedodontia.

pedophilia (pe-do-fil'e-ah) [Gr. *παῖς* child + *φιλεῖν* to love]. The condition of being fond of children.

pedophilic (pe-do-fil'ik). Fond of children.

peduncle (pe'dung-kl) [L. *pedun'culus*]. A stem or supporting part. **callosal p's**, bands which go on either side from under the callosum to the fissure of Sylvius. **cerebellar p's**, one of the fibrous bands by which the cerebellum is attached to the brain-stem. There are three peduncles on each side. the *superior p.*, or brachium conjunctivum; the *middle p.*, or brachium pontis; the *inferior p.*, or corpus restiforme. **cerebral p's**, the crura cerebri. **olfactory p.**, the constricted portion of the brain which bears the olfactory lobe. **pineal p.**, a slender band going forward on either side from the pineal body. **thalamic p.**, any one of several bundles of fibers extending from the thalamus to every part of the cerebral cortex.

peduncular (pe-dung'ku-lar). Pertaining to a peduncle.

pedunculate, pedunculated (pe-dung'ku-lāt, pe-dung'ku-la-ted). Provided with a peduncle.

pedunculus (pe-dunk'u-lus). See *peduncle*. **p. cer'ebri** [B N A], a crus cerebri. **p. cor'poris pinea'lis**, the peduncle of the pineal body. **p. floc'culi** [B N A], the lateral expansion of the posterior medullary velum toward the flocculus.

peenash (pe'nash) [India]. Rhinitis due to the presence of insect larvæ in the nose.

peg. See *dowel*.

pegamoid (peg'am-oid). A collodion preparation: used in treating textile fabrics.

pegnin (peg'nin). A proprietary preparation for coagulating the casein of milk preparatory to infant-feeding (Dungern).

peinotherapy (pi-no-ther'ap-e) [Gr. *πεῖνα* hunger + *θεραπεία* cure]. Hunger cure or starvation cure; severe fasting as a means of cure

pelada (pe-la'dah) [Fr. *pelade*]. Alopecia areata.

pelage (pe'lej) [Fr.]. The hairs of the body, limbs, and head collectively.

pelagia (pe-la'je-ah) [L.]. An erysipelatous disease of the hands or face

pelagin (pel'aj-in). A proprietary cure for seasickness; a solution of ether, cocain, antipyrin, and caffein.

Pel'amis bico'lor. A poisonous sea snake of the Indian ocean.

Pel-Ebstein disease (pel-āb'stīn) [Pieter Kluzes *Pel*, Dutch physician, 1852–1919, Wilhelm *Ebstein*, German physician, 1836–1912]. See under *disease*.

pelicology (pel-ik-ol'o-ge) [Gr. *πελίκα* pelvis + *λόγος* treatise]. The study of the pelvis.

pelicometer (pel-ik-om'et-er) [Gr. *πελίκα* pelvis + *μέτρον* measure]. Same as *pelvimeter*.

pelidisi (pel-id-e'se) [Term coined from L. *pondus decies linearis divisus sidentis* (altitudo) meaning weight ten line divided sitting height]. The unit of Pirquet's index for determining the nutritive condition of children. It is obtained by dividing the cube root of ten times the weight (in grams) by the sitting height (in centimeters). A pelidisi of 94 or less indicates undernutrition; of 95–100, good nutrition, and of 101 or above, overnutrition.

pelidnoma (pel-id-no'mah) [Gr. *πελίδνωμα*; *πελιός* livid]. A livid spot or patch on the skin.

pelioma (pe-le-o'mah). 1. A livid spot. 2. Peliosis. **p. typho'sum**, a state marked by livid spots on the extremities.

peliosis (pel-e-o'sis) [Gr. *πελιός* livid]. Same as *purpura*. **p. rheumat'ica.** See *purpura rheumatica*.

pellagra (pel'ag-rah, pel-a'grah) [L. *pel'lis* skin + Gr. *ἄγρα* seizure]. An endemic skin and spinal disease of southern Europe (Casal, 1735; Frapolli, 1771), occurring frequently also in the southern and central parts of the United States Various theories as to its etiology have been advanced: 1, The zeistic theory, *i. e.*, the disease is due to an excessive maize diet or to the eating of spoiled maize; 2, that it is an infectious disease caused by an organism that has not as yet been isolated; 3, that it is a deficiency disease dependent upon an inadequate supply of certain vitamins or amino-acids in the food, 4, that it is due to absorption of toxic products formed in the intestinal tract as a result of an improperly balanced diet. It is marked by a recurring erythema of the surface of the body, which is followed by exfoliation of the epidermis. There are weakness and debility, digestive disturbance, spinal pain, convulsions, melancholia, and idiocy. It is called also *Italian leprosy*, *Lombardy leprosy*, and *mayidism*. **p. sine pellagra**, pellagra in which the characteristic eruption is not present. **typhoid p.**, pellagra characterized by continued high temperature

pellagragenic (pel-ag-rah-jen'ik). Causing pellagra.

pellagral (pel-ag'ral). Pertaining to pellagra.

pellagraphobia (pel-ag-rah-fo'be-ah). An insane or unreasonable dread of pellagra.

pellagrazein, pellagrocein (pel-ah-gra'ze-in, pel-ah-gro'se-in). Poisonous ptomains from damaged maize, regarded as the probable cause of pellagra.

pellagrin (pel-ah'grin). A person affected with pellagra.

pellagrologist (pel-ag-rol'o-jist). One who makes a special study of pellagra.

pellagrology (pel-ag-rol'o-je). The study of pellagra.

pellagrosarium (pel-ag-ro-sa're-um). A hospital for patients affected with pellagra.

pellagrose, pellagrous (pel-ag'rōs, -ah'grus). Affected with pellagra; of the nature of pellagra.

pellant (pel'ant) [L. *pella're* to drive]. Depurative.

pellate (pel'āt). To repel or tend to separate.

pellet (pel'et). A small pill or granule.

pelletierin (pel-et-i'e-rin) [from *Pelletier*, a French chemist and manufacturer]. An optically inactive, water-soluble fluid alkaloid, the beta-2-piperidyl-propion-aldehyd of coniin, $C_5H_9NH.CH_2.CH_2.CHO$, from the root bark of pomegranate. It is employed as a teniacide. Dose, 10–20 gr. (0.666–1.5 gm.); of sulphate, 3–6 gr. (0.2–0.4 gm.). **p. hydrobromid,** a brownish liquid: used in paralysis of the eye muscles Dose, 4–8 min. (0.25–0.5 c.c.). **p. hydrochlorid,** a teniafuge, Dose, 5–8 gr. (0.3–0.5 gm.). **p. sulphate,** a syrupy liquid, a mixture of the sulphates of pelletierin and isopelletierin. a tæniacide. Dose, 4–6 gr. (0.20–0.4 gm.). **p. tannate,** a tasteless, hygroscopic powder, soluble in 700 parts of water and in 80 parts of alcohol· used as a teniacide. Dose, 8–24 gr. (0.5–1.5 gm.), followed by a purgative.

pellicle (pel'ik-l) [L. *pellic'ula*]. A thin skin or film; also a thin scum on the surface of a liquid.

pellicular, pelliculous (pel-ik'u-lar, pel-ik'ul-us). Characterized by a pellicle.

pellidol (pel'id-ol). A proprietary name for diacetylamidoazotoluene, a reddish-yellow powder: used to promote epithelial formation.

pellitory (pel'it-o-re). Any plant of the genera *Pyre'thrum* and *Parieta'ria*.

pellote (pa yo'tah). A narcotic preparation made by the natives of South America from *Anhalo'nium lewin'ii*.

pellotin (pel'o-tin). An alkaloid, $C_{13}H_{19}NO_3$, from *Anhalo'nium william'sii:* a hypnotic. Dose, ⅓–1 gr. (0.02–0.06 gm.). **p. hydrochlorate,** a colorless, crystalline compound, $C_{13}H_{19}NO_3HCl$, soluble in water and slightly so in alcohol: used as a hypnotic. Dose, ¾–1½ gr. (0.05–0.1 gm.).

pellucid (pel-u'sid) [L. *pellu'cidus*, from *per* through + *lu'cere* to shine]. Translucent.

pelma (pel'mah) [Gr. πέλμα sole]. The sole of the foot.

pelmatic (pel-mat'ik) [Gr. πέλμα sole]. Pertaining to the sole of the foot.

pelmatogram (pel-mat'o-gram) [Gr. πέλμα sole + γράμμα mark]. An impression of the sole of the foot; a foot-print.

pelohemia (pe-lo-he'me-ah) [Gr. πηλός mud + αἷμα blood]. Undue thickness of the blood.

pelopathy (pe-lop'ath-e) [Gr. πηλός mud + πάθος illness]. Same as *pelotherapy*.

pelosin (pe-lo'sin). A colorless alkaloid from the root of *Chondrodendron pare'ira;* said to be identical with bebeerin.

pelotherapy (pe-lo-ther'ap-e) [Gr. πηλός mud + θεραπεία cure]. The therapeutic use of earth or mud.

peltate (pel'tāt) [L. *pel'ta* shield]. Shield shaped.

peltation (pel-ta'shun) [L. *pel'ta* shield]. The protective influence of inoculation with a serum.

pelveoperitonitis (pel''ve-o-per-it-o-ni'tis). Pelvic peritonitis. See *peritonitis*.

pelvic (pel'vik). Pertaining to the pelvis.

pelvicellulitis (pel-ve-sel-u-li'tis). Pelvic cellulitis.

pelvicliseometer (pel''ve-kli-se-om'et-er) [*pelvis* + Gr. κλίσις inclination + μέτρον measure]. An instrument for measuring the inclination and the diameters of the pelvis.

pelvifixation (pel''ve-fiks-a'shun). Surgical fixation of a displaced or wandering pelvic organ.

pelvigraph (pel'vig-raf) [*pelvis* + Gr. γράφειν to write]. A recording pelvimeter.

pelvilithotomy (pel''ve-lith-ot'o-me). Pelviolithotomy.

pelvimeter (pel-vim'e-ter) [L. *pel'vis* pelvis + *me'trum* measure]. An instrument for measuring the diameters and capacity of the pelvis.

pelvimetry (pel-vim'et-re). The measurement of the dimensions and capacity of the pelvis. **combined p.,** pelvimetry in which measurements are made both within and outside the body. **digital p.,** pelvimetry performed with the hands **external p.,** that in which the measurements are made outside the body. **instrumental p.,** measurement of the pelvis with the pelvimeter. **internal p.,** that in which the measurements are made within the vagina. **manual p.,** that which is performed with the hands.

pelviography (pel-ve-og'raf-e). Pelvioradiography.

pelviolithotomy (pel''ve-o-lith-ot'o-me). Removal of stone from the kidney by incision through the renal pelvis.

pelvioperitonitis (pel''ve-o-per''it-o-ni'tis). Same as *pelviperitonitis*.

pelvioplasty (pel''ve-o-plas'te) [*pelvis* + Gr. πλάσσειν to form]. A plastic operation on the pelvis for its permanent enlargement.

pelvioradiography (pel''ve-o-ra-de-og'raf-e). Examination of the pelvis by the *x*-ray.

pelvioscopy (pel-ve-os'ko-pe) [L. *pel'vis* pelvis + Gr. σκοπεῖν to view]. The inspection or visual examination of the pelvis or pelvic viscera.

pelviotomy (pel-ve-ot'o-me) [*pelvis* + Gr. τέμνειν to cut]. 1. The cutting of the pelvic bones. 2. Incision into the pelvis of the kidney.

pelviperitonitis (pel''ve-per-it-o-ni'tis). Pelvic peritonitis. See *peritonitis*.

pelvirectal (pel-ve-rek'tal). Pertaining to the pelvis and the rectum.

pelvis (pel'vis) [L. "basin"]. 1. Any basin-like structure, as the sac in the kidney, of which the ureter is the outlet. 2. The basin-shaped ring of bone at the posterior extremity of the trunk, supporting the spinal column and resting upon the lower extremities. It is composed of the two innominate bones at the sides and in front, and the sacrum and coccyx behind. It is divided by the iliopectineal line into the *false pelvis* above and the *true pelvis* below. The upper extremity of the pelvic canal is known as the *inlet, brim,* or *superior strait of the p.* The true pelvis is limited below by the *inferior strait* or *outlet,* formed by the coccyx, the symphysis pubis, and the ischium of either side. The outlet of the pelvis is closed by the coccygeus, levator ani, and perineal fascia, which form the *floor of the p.* The inlet and outlet of the pelvis have each three *diameters* —an anteroposterior, a conjugate, and an oblique. **p. æquabil'iter jus'to ma'jor,** one unusually and symmetrically large in all its dimensions. **p. æquabil'iter jus'to mi'nor,** one with all its dimensions equally reduced. **assimilation p.,** an elongated pelvis in which the lumbar or coccygeal vertebra resembles a sacral vertebra. **axis of p.,** the perpendicular to the anterior diameter at either the inlet or outlet. **beaked p.,** one with the pelvic bones laterally compressed and pushed forward. **brim of the p.,** the upper entrance to the intrapelvic space; the inlet, isthmus, margin, or superior strait. **caoutchouc p.** Same as *india-rubber p.* **Capuron's cardinal points of p.** See under *point, cardinal.* **cordate p., cordiform p.,** one that is somewhat heart-shaped. **coxalgic p.,** one deformed in consequence of hip-joint disease. **Deventer's p.,** a pelvis which is shortened anteroposteriorly. **diameters of the p.** See under *diameter.* **dwarf p.,** a small pelvis with the bones united by cartilage. **dynamic p.,** the pelvis of a woman in labor. **elastic p.,** an osteomalacic pelvis. **false p.,** the part above the iliopectineal line. **fetal p.** Same as *masculine p.* **fissured p.,** a rachitic pelvis in which the ilia are pushed forward so as to be nearly parallel. **flat p.,** a pelvis contracted in the anteroposterior direction. **floor of the p.,** the non-bony material forming the lower boundary of the pelvis. **funnel-shaped p.,** a female pelvis with normal-sized inlet, but greatly narrowed outlet **giant p.** Same as *p. æquabiliter justo major.* **halisteretic p.,** a deformed pelvis resulting from softening of the bones on account of absorption of their lime-salts. **Hauder's p.** Same as *p. spinosa.* **inclination or obliquity of the p.,** the angle between the axis of the body and that of the pelvis. **india-rubber p.,** an osteomalacic pelvis, the bones of which may be stretched. Called also *caoutchouc p.* **infantile p.** Same as *funnel-shaped p.* **inverted p.** Same as *split p.* **justomajor p.,** a pelvis whose diameters are increased in equal proportions. **p. jus'to ma'jor.** See *p. æquabiliter justo major.* **p. jus'to min'or.** See *p. æquabiliter justo minor.* **Kilian's p.,** an osteomalacic pelvis. **kyphoscoliotic p.,** an irregularly contracted pelvis due to rachitic kyphoscoliosis. **kyphotic p.,** one characterized by increase of the conjugate diameter at the brim, with decrease of the transverse diameter at the outlet. **large p.,** the false pelvis. **lordotic p.,** one in which the spinal column has an anterior curvature in the lumbar region. **p. ma'jor,** the false pelvis. **malacosteon p.,** a rachitic pelvis. **masculine p.,** a woman's pelvis shaped like that of a man. **p. mi'nor,** the true pelvis. **Nägele's p.,**



Split pelvis.

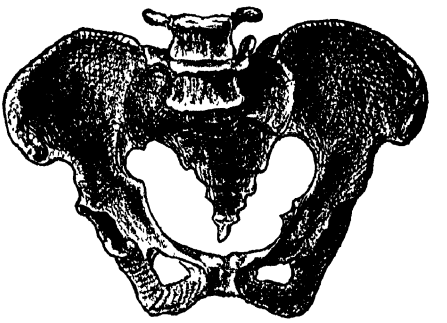

Pelvis spinosa (acanthopelvis).

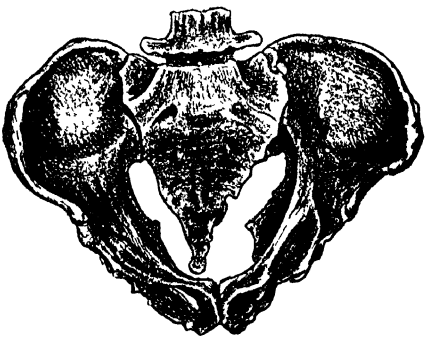

Kyphotic pelvis (from above).

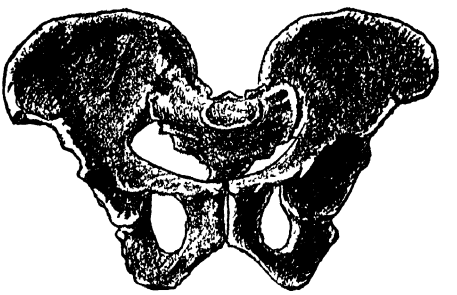

Typic flat rachitic pelvis

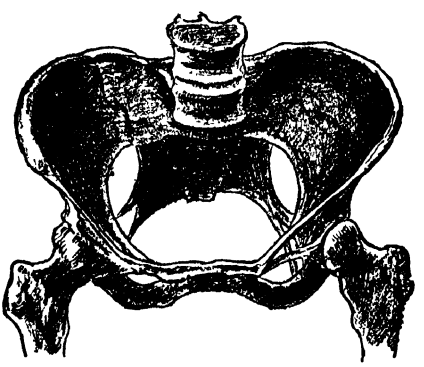

Simple flat pelvis

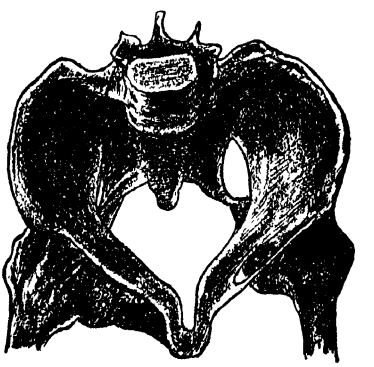

Osteomalacic pelvis (minor grade).

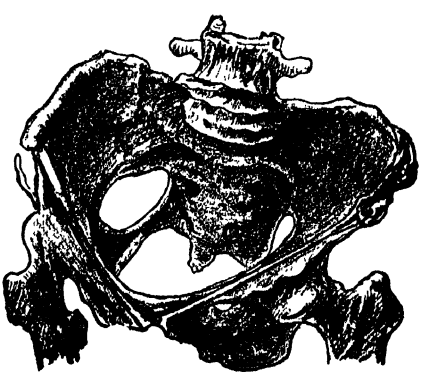

Coxalgic pelvis.

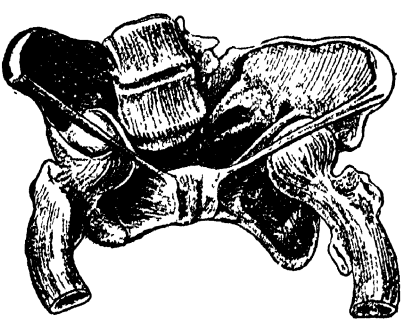

Pseudo-osteomalacic pelvis.

oblique p., one so distorted that the conjugate diameter takes an oblique direction. **p. na'na**, a dwarf pelvis. **p. obtec'ta**, a variety of kyphotic pelvis in which the spinal column extends horizontally across the pelvic inlet. **osteomalacic p.**, one affected with osteomalacia. **p. ova'lis**, a depression in the inner wall of the tympanum, at the bottom of which is the fenestra ovalis. **p. pla'na.** See *flat p.* **planes of the p.**, two imaginary surfaces which touch all points of the pelvic circumference, called respectively the plane of pelvic expansion and the plane of pelvic contraction. **Prague p.** Same as *spondylolisthetic p.* **pseudo-osteomalacic p.**, a rickety pelvis simulating one affected with osteomalacia. **rachitic p.**, one distorted from rickets. **reduced p.** Same as *p. æquabiliter justo minor.* **renal p., p. rena'lis**, the cavity in the kidney of which the ureter is the outlet. **reniform p.**, a kidney-shaped pelvis. **Roberts's p.**, one with a rudimentary sacrum and great narrowing of the transverse and oblique diameters. **Rokitansky's p.** Same as *spondylolisthetic p.* **rostrate p.** Same as *beaked p.* **p. rotun'da**, a depression in the inner wall of the tympanum, at the bottom of which is the fenestra rotunda. **round p.**, one with an inlet of nearly circular outline. **rubber p.**, an elastic or osteomalacic pelvis. **scoliotic p.**, one with a diminished oblique diameter. **simple flat p.**, one with a shortened anteroposterior diameter. **small p.**, the true pelvis. **p. spino'sa**, a rachitic pelvis with the crest of the pubis very sharp. **split p.**, one with a congenital separation at the symphysis pubis. **spondylolisthetic p.**, a pelvis in which the last lumbar vertebra is dislocated in front of the sacrum. Called also *Prague p.* and *Rokitansky's p.* **p. spu'ria**, the false pelvis. **triangular p.**, one with a triangular inlet. **triradiate p.**, a beaked pelvis. **true p.**, the part below the iliopectineal line.

pelvisacrum (pel-ve-sa'krum). The pelvis and the sacrum together.

pelvisection (pel-ve-sek'shun) [*pelvis* + *sec'tio* a cutting] A cutting of the pelvic bones, such as pubiotomy and symphysiotomy

pelvitherm (pel-ve-therm') [L. *pelvis* + Gr. *θέρμη* heat]. An apparatus for applying heat to the pelvic organs through the vagina.

pelvitomy (pel-vit'o-me) [*pelvis* + Gr. *τομή* a cutting]. The operation of cutting the pelvis at any point in order to facilitate delivery.

pelvitrochanterian (pel"ve-tro-kan-te're-an). Relating to the pelvis and the great trochanter of the femur.

pelviureteroradiography (pel"ve-u-re"ter-o-ra-de-og'raf-e). Radiography of the ureter and renal pelvis.

pelvoscopy (pel-vos'ko-pe) [L. *pelvis* + Gr. *σκοπεῖν* to examine]. Examination of a pelvis, particularly of the renal pelvis.

pelycalgia (pel-ik-al'je-ah) [Gr. *πέλυξ* pelvis + *ἄλγος* pain]. A general term for all forms of pelvic pain.

pelycochirometresis (pel"ik-o-ki"ro-met-re'sis) [Gr. *πέλυξ* pelvis + *χείρ* hand + *μέτρησις* measurement]. Manual pelvimetry; the estimation of the pelvic diameters and spaces by means of the hand.

pelycogram (pel'ik-o-gram) [Gr. *πέλυξ* pelvis + *γράμμα* mark]. An *x*-ray picture of the pelvis.

pelycography (pel-ik-og'raf-e) [Gr. *πέλυξ* pelvis + *γράφειν* to write]. X-ray examination of the pelvic contents after pneumoperitoneum.

pelycology (pel-ik-ol'o-je) [Gr. *πέλυξ* pelvis + *λόγος* treatise]. A treatise on or the study of the pelvis; the sum of knowledge regarding the pelvis.

pelycometry (pel-e-kom'et-re). Same as *pelvimetry.*

pemmican (pem'ik-an). A food of North American Indians, being a preparation of dried meat.

pemphigoid (pem'fig-oid) [Gr. *πέμφιξ* blister + *εἶδος* form]. Like or resembling pemphigus.

pemphigus (pem'fig-us) [Gr. *πέμφιξ* blister]. A disease characterized by the formation of bullæ, which, after absorption, leave pigmented spots. It may be attended with itching and burning, and usually involves the general health of the patient. **p. acu'tus**, a form of rapid course occurring chiefly in children. **p. arthrit'icus**, dermatitis herpetiformis. **p. benig'nus**, a very mild or slight form. **p. circina'tus**, a form in which the bullæ are arranged in circles. **p. contagio'sus**, an endemic disease of warm regions, such as the Philippines and the tropical East. It is marked by a vesicular eruption, which affects chiefly the groin and axilla. **p. diphtherit'icus**, pemphigus attended with superficial sloughing. **p. dissemina'tus**, a variety with scattered bullæ. **p. folia'ceus**, a form with flaccid, scabby bullæ. **p. gangræno'sus**, gangrenous dermatitis. **p. hæmorrhag'icus**, pemphigus associated with hemorrhage. **p. hyster'icus**, a variety ascribable to hysteria, gestation, or disease of sexual organs. **p. lepro'sus**, the bullous eruption of leprosy. **p. malig'nus**, a severe and sometimes fatal type. **p. neonato'rum**, a form occurring in young infants, and ascribed to a microbic origin. **p. prurigino'sus**, a kind attended with severe itching. **p. solita'rius**, a variety with only one bulla. **p. syphilit'icus**, a syphilitic eruption of bullæ. **p. veg'etans**, a form in which the bullæ are followed by fungoid growths· a malignant and generally fatal type. Called also *Neumann's disease.* **p. vulga'ris**, an ordinary and uncomplicated form which is followed by replacement of the epidermis.

pencil (pen'sil) [L. *penicil'lum*]. A roll or stick, as of caustic; a roll of lint; a tent.

Pendjdeh or **Penjdeh sore** (penj'deh) [*Penjdeh*, a place in Central Asia]. Same as *furunculus orientalis.*

pendular (pen'du-lar). Having a pendulum-like movement.

pendulous (pen'du-lus) [L. *pen'dulus*]. Hanging loosely; dependent.

pendulum rhythm (pen'du-lum). See *rhythm.*

penetrating (pen'e-tra-ting) [L. *pen'etrans*]. Piercing; entering deeply.

penetration (pen-e-tra'shun) [L. *penetra'tio*]. 1. The act of piercing or entering deeply. 2. The focal depth of a lens, or its power of giving a clear definition at various depths.

penetrology (pen-e-trol'o-je). The study of radiant energy.

penetrometer (pen-e-trom'et-er). An apparatus for measuring the penetrating power and intensity of the *x*-ray.

penghawar djambi (pen'gah-war jam'be). See *penjavar.*

penial, penile (pe'ne-al, pe'nīl). Pertaining to the penis.

Penic. cam. Abbreviation for L. *penicil'lum cameli'num*, a camel's-hair brush.

penicilliosis (pen-is-il-e-o'sis). The condition caused by infection with *Penicillium.*

Penicillium (pen-is-il'e-um) [L. *penicil'lum* brush, roll]. A genus of molds which develop fruiting organs resembling a broom, or the bones of the hand and fingers. **P. crusta'ceum.** See *P.*

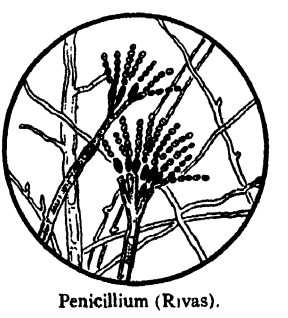

Penicillium (Rivas).

glaucum. Other species sometimes found parasitic on man are: *P. barbæ*, *P. bouffardi*, *P. minimum*, *P. monloyai*. **P. glau'cum**, the common bluish-green mold. It is a factor in the ripening of Camembert cheese, making it white, soft, and creamy.

penile (pe'nīl). Pertaining to the penis.

penis (pe'nis) [L.]. The male organ of copulation. It is composed of a root, body, and extremity, or glans penis. The root is attached to the descending portions of the pubic bone by the *crura*, the latter being the extremities of the corpora cavernosa. The body consists of two parallel cylindric bodies, the *corpora cavernosa*, and beneath them the *corpus spongiosum*, which is perforated by the urethra. The glans is covered with mucous membrane, and ensheathed by the prepuce, or foreskin. **p. capti'vus**, a condition in which, from deep vaginismus, the corona of the fully introduced penis is encircled, and attempts to withdraw the penis cause great pain to both parties. **clubbed p.**, a condition in which the penis is curved when erect. **p. palma'tus**. See *webbed p.* **webbed p.**, a penis that is inclosed by the skin of the scrotum. Called also *p. palmatus*.

penischisis (pen-is'kis-is) [*penis* + Gr. *σχίσις* splitting]. Any fissured state of the penis; a term including epispadias, hypospadias, and paraspadias.

penitis (pe-ni'tis). Inflammation of the penis.

penjavar yambi (pen'jah-var yam'be). The hairs of various species of *Polypo'dium* and *Pya'thea:* sometimes prescribed as a styptic and hemostatic.

Penjdeh sore (penj'deh) [*Penjdeh*, a town of Afghanistan]. See *furunculus orientalis*.

pennate (pen'āt). Penniform.

penniform (pen'if-orm) [L. *pen'na* feather + *for'ma* form]. Shaped like a feather.

pennyroyal (pen-e-roi'al). A popular name for various labiate plants, especially *Men'tha pule'gium* (*European p.*), *M. canaden'sis*, and *Hedeo'ma pulegioi'des* (*American p.*). See *Mentha* and *Hedeoma*.

pennyweight (pen'e-wāt). Twenty-four grains troy weight. See *weights and measures, table of*.

penology, pœnology (pe-nol'o-je) [Gr. *ποινή* penalty + *λόγος* treatise]. The science of the punishment and prevention of crime.

penoscrotal (pe-no-skro'tal). Relating to the penis and the scrotum.

pentabasic (pen-tah-ba'sik). Having five replaceable atoms of hydrogen in the molecule.

pentachromic (pen-tah-kro'mik) [Gr. *πέντε* five + *χρῶμα* color]. Able to distinguish five colors only: said of such a partially color-blind person.

Pentaclethra (pen-tah-kle'thrah). See *paucin*.

pentad (pen'tad). Any element or radical with a valence of five.

pentadactyl (pen-tah-dak'til) [Gr. *πέντε* five + *δάκτυλος* finger]. Having five fingers.

pentaglucose (pen-tah-glu'kōs). Any sugar whose formula contains five atoms of carbon.

pental (pen'tal). A colorless, oily, liquid hydrocarbon, $(CH_3)_2C.CH.CH_3$, or trimethylethylene, a homologue of ethylene. It is used as an anesthetic in minor operations. Dose, by inhalation, 1½–2½ fl.dr. (5–10 c.c.).

pentamethylendiamin (pen-tah-meth''il-en-di-am'in). See *cadaverin*.

pentamethyl-violet. See *methyl-violet*, under *violet*.

pentane (pen'tān). An anesthetic liquid hydrocarbon, C_5H_{12}, obtained by the distillation of petroleum. It is one of the constituents of petroleum ether.

pentaploid (pen'tap-loid). See *polyploid*.

Pentastoma (pen-tas'to-mah) [Gr. *πέντε* five + *στόμα* mouth]. A genus of endoparasitic, wormlike arthropods. *P. constric'tum* and *P. tæniοi'des* occur in the human subject. *P. denticula'tum* is the larva of *Linguat'ula rhina'ria*, occurring in the nose.

pentatomic (pen-tah-tom'ik) [Gr. *πέντε* five + *atom*]. 1. Containing five atoms. 2. Containing five replaceable hydrogen atoms.

Pentatrichomonas (pen''tah-trik-om'o-nas). A genus of intestinal trichomonads marked by having five anterior flagella. **P. ar'din delte'lli**. A flagellate parasite resembling Trichomonas hominis, but having five anterior flagella. It seems to be pathogenic for man.

pentatrichomoniasis (pen''tah-trik-o-mo-ni'asis). Infestation of the intestine with *Pentatrichomonas*.

pentavaccine (pen-tah-vak'sin) [Gr. *πέντε* five + *vaccine*]. A vaccine containing dead cultures of the bacteria of typhoid, paratyphoid A, paratyphoid B, cholera, and Malta fever.

pentavalent (pen-tav'al-ent). Same as *quinquivalent*.

pentene (pen'tēn). Same as *amylene*.

pentenzyme (pen'ten-zīm). A proprietary digestant preparation.

pentodyne (pen'to-dīn). A proprietary analgesic, antiseptic, and antipyretic: said to be $4NaC_{34}N_5H_{40}O_{10}OH$. Dose, 2–10 gr. (0.133–0.666 gm.).

pentone (pen'tōn). Same as *valylene*.

pentosan (pen'to-san). Any member of a group of compounds having the composition $(C_5H_8O_4)n$; found in various foods and plant juices. They are gums which yield pentose on hydrolysis. **methyl p.**, a pentosan which on hydrolysis yields methyl pentoses.

pentosazon (pen-to-sa'zon). A crystalline compound formed by treating a pentose with phenyl hydrazine, sometimes abnormally occurring in the urine.

pentose (pen'tōs). Any sugar or carbohydrate containing five atoms of carbon. The pentoses are non-fermentable and are sometimes found in the urine.

pentosid (pen'to-sid). A union of a pentose with some other substance. Compounds of pentoses with purin and pyrimidin bases are found in the nucleic acids.

pentosuria (pen-to-su're-ah) [*pentose* + Gr. *οὖρον* urine]. The occurrence of pentose in the urine.

pentosuric (pen-to-su'ric). Affected with pentosuria; also a person so affected.

pentoxid (pen-tox'id). An oxid containing five atoms of oxygen.

Penzoldt's test (pen'zōldz) [Franz *Penzoldt*, physician in Erlangen, born 1849]. See under *tests*.

peonin (pe'o-nin). A dye, the amid of pararosolic acid: used as a test for alkalis and acids.

peotillomania (pe-o-til-o-ma'ne-ah) [Gr. *πέος* penis + *τίλλειν* to pull + *μανία* madness]. A tic-like movement consisting in pulling at the penis: called also *pseudomasturbation*.

peotomy (pe-ot'o-me) [Gr. *πέος* penis + *τέμνειν* to cut]. Surgical removal of the penis.

pepo (pe'po) [L. "pumpkin"]. Pumpkin seed; the dried ripe seeds of the pumpkin, *Cucur'bita pe'po:* diuretic and useful against tapeworm. Dose of crushed seeds, 1–3 oz. (31–93 gm.); of resin, 10–15 gr. (0.66–1 gm.).

pepper (pep'er) [L. *pi'per*]. The dried fruit of *Pi'per ni'grum* and other plants of that genus. **black p.** contains piperin, a volatile oil, and an acrid resin. It is carminative, counterirritant, stimulant, and antiperiodic. Dose, 5–20 gr. (0.33–1.25 gm.); of confection (*confec'tio pip'eris*), 1 dr. (4 gm.); of oleoresin, ¼–1 gr. (0.016–0.066 gm.); of fluidextract, 15–45 min. (1–3 c.c.).

cayenne p., red p. See *Capsicum.* **water p.** See *Polygonum hydropiper.* **white p.**, a milder prepared form of the ordinary or black pepper.

peppermint (pep'er-mint). The labiate herb *Men'tha piper'ita.* The leaves and tops are carminative and stimulant, and are used in colic, flatulence, headache, rheumatism, etc. It affords oil of peppermint (see *oil*) and menthol. Dose of fluidextract, 30–60 min. (2–4 c.c.); of oil, 1–3 min. (0.065–0.2 c.c.); of spirit, 5–15 min. (0.3–1 c.c.); of syrup, 1 fl.dr. (4 c.c.).

pepsase (pep'sās). Pepsin considered as an enzyme or non-organized ferment.

pepsic (pep'sik). Same as *peptic.*

pepsin (pep'sin) [L. *pepsi'num*, from Gr. πέψις digestion]. The proteolytic enzyme of the gastric juice which changes the native proteins of the food into proteoses and peptones. It acts best in the presence of 0.2–0.3 per cent. of hydrochloric acid. Pepsin is used in medicine as a digestant and as a remedy for dyspepsia. It is usually prepared from the stomachs of pigs. Dose, 10–15 gr. (0.66–1 gm.); of wine (*vi'num pep'sini*), ½–1 fl.oz. (16–32 c.c.). **aromatic p.**, a mixture of 10 per cent. of pepsin with tartaric acid, sodium chlorid, and milk-sugar. **ostrich-p.**, a pepsin prepared in Argentina from the gizzard of the ostrich or rhea. **saccharated p.** (L. *pepsi'num sacchara'tum*), pepsin (10 parts) mixed with sugar of milk (90 parts). Dose, 10–30 gr. (0.66–2 gm.). **solution of p.** (*li'quor pepsi'ni*), a solution of pepsin, 1 part in 25. Dose, 2–4 fl.dr. (8–16 c.c.).

pepsinase (pep'sin-ās). One of a class of enzymes which split native proteins to peptids in acid solution.

pepsinate (pep'sin-āt). To treat or charge with pepsin.

pepsinia (pep-sin'e-ah). The secretion of pepsin. It may be normal, excessive (hyperpepsinia), deficient (hypopepsinia), or totally absent (apepsinia).

pepsiniferous (pep-sin-if'er-us) [*pepsin* + L. *fer're* to bear]. Producing or secreting pepsin.

pepsinogen (pep-sin'o-jen) [*pepsin* + Gr. γεννᾶν to produce]. A zymogen in or from the gastric cells which is changed into pepsin by hydrochloric acid.

pepsinogenous (pep-sin-oj'en-us). Producing pepsin.

pepsinum (pep-si'num). See *pepsin.*

pepsorthin (pep-sor'thin). A preparation of papain, magnesium superoxid, betanaphthol, and sodium bicarbonate: used in dyspepsia.

peptamin (pep-tam'in). Any amin derived from a polypeptid.

peptarnis (pep-tar'nis). Peptone of beef: used as a food for invalids.

peptase (pep'tās). 1. A malt derivative capable of acting on albumin. 2. An enzyme which splits peptids to amino-acids.

peptenzyme (pep'ten-zīm). A proprietary digestant composed of the hormones entering into the process of digestion.

peptic (pep'tik) [Gr. πεπτικός]. Pertaining to pepsin or to digestion.

peptid (pep'tid). A compound formed by the union of two or more amino-acids. When two amino-acids unite, the result is a *dipeptid;* when three, a *tripeptid;* when more than three, a *polypeptid.*

peptidase (pep'tid-ās). One of a class of enzymes which split peptids or peptones to amino-acids. The same as ereptase.

peptidolytic (pep-tid-o-lit'ik) [*peptid* + Gr. λύσις dissolution]. Splitting up peptids.

peptinotoxin (pep-tin-o-toks'in). A poisonous intestinal product of imperfect stomach digestion.

peptization (pep-tiz-a'shun). Increase in the degree of dispersion of a colloid solution; the liquefaction of a colloid gel to form a sol.

peptobromeigon (pep"to-brōm-i'gon). A preparation of bromin and protein: used like the bromids.

peptocrinin (pep-to-krin'in). A substance obtained from the mucosa of the intestine having properties like secretin.

peptogaster (pep'to-gas-ter) [Gr. πέπτειν to digest + γαστήρ belly]. The alimentary tract.

peptogenic, peptogenous (pep-to-jen'ik, pep-toj'en-us) [Gr. πέπτειν to digest + γεννᾶν to produce]. 1. Producing pepsin or peptones. 2. Of the nature of a peptogen. 3. Promoting digestion.

peptoid (pep'toid). A product of proteolytic digestion, distinguished by not giving the biuret reaction.

pepto-iodeigon (pep"to-i-o-di'gon). A preparation of iodin and protein: used like iodoform.

peptolysis (pep-tol'is-is) [*peptone* + Gr. λύσις destruction]. The splitting up of peptone.

peptolytic (pep-to-lit'ik). Splitting up peptone.

peptomangan (pep-to-man'gan). A proprietary preparation containing peptones with manganese and iron.

peptomedullin (pep"to-med-ul'in). A peptonized therapeutic preparation of bone-marrow.

peptone (pep'tōn) [Gr. πέπτων digesting]. A derived protein produced by the hydrolysis of a native protein either by an acid or by an enzyme. Peptones are readily soluble in water, are levorotatory, and are not precipitated by heat by ammonium sulphate, nor by the action of alkalis or acids. They include *amphipeptone, antipeptone, hemipeptone,* and *propeptone.* **beef-p.**, a peptone made from beef made by treating it with extract of pancreas **casein-p.**, **milk-p.**, a light brown powder, soluble in water: a nutrient for convalescents. **Dunham's p.** See *Dunham's solution,* under *solution.* **gelatin-p.**, a peptone formed during the digestion of gelatin with pepsin. **Höchst's p.** Same as *silk p.* **silk p.**, peptone obtained from silk: used as a test for the presence of peptone-splitting ferments, either by changes in optical activity or by the precipitation of tyrosin. **venom p.**, a peptone from snake-poison. **p. water.** See under *culture-medium.* **Witte's p.**, a proprietary dry peptone prepared from fibrin.

peptonemia, peptonæmia (pep-to-ne'me-ah) [*peptone* + Gr. αἷμα blood]. The presence of peptones in the blood.

peptonic (pep-ton'ik). Pertaining to or containing peptone.

peptonize (pep'to-nīz). To convert into peptones.

peptonoid (pep'to-noid). Any substance resembling peptone.

peptonoids (pep'to-noids). A proprietary predigested food prepared from beef, milk, and gluten.

peptonuria (pep-to-nu're-ah) [*peptone* + Gr. οὖρον urine]. The presence of peptones in the urine. See *albumosuria.* **enterogenous p.**, that which is due to disease of the intestine. **hepatogenous p.**, that which is due to disease of the liver. **nephrogenic p.**, that which is due to disease of the kidney. **puerperal p.**, that which occurs during the puerperium. **pyogenic p.**, that which is associated with a suppurative process.

peptonutrine (pep-to-nu'trin). A nutrient tonic preparation of peptonized beef and the carbohydrates of wheat.

pepto-ovarin (pep-to-o'va-rin). A peptonized therapeutic preparation of animal ovaries.

peptosin (pep'to-sin). A proprietary digestant preparation of pepsin.

peptothyroid (pep-to-thi'roid). A peptonized preparation of the thyroid: used therapeutically.

peptothyroidin (pep"to-thi-roid'in). A peptonized therapeutic preparation of animal thyroids.

peptotoxin (pep-to-toks'in). Any toxin or poisonous base developed from a peptone; also a poisonous cadaveric alkaloid or ptomain occurring in certain peptones and putrefying proteins. **cholera p.**, a poisonous substance resembling a peptone, produced by the cholera bacillus.

peptovarin (pep-to'va-rin). See *pepto-ovarin.*

peptozym (pep'to-zīm). A substance thought to exist in peptone solutions, and having the power of preventing the coagulation of the blood.

per-. A prefix, the Latin *per*, "through": in composition sometimes meaning "very."

per anum (per a'num). Latin for *by the anus.*

peracephalus (per-as-ef'al-us) [L. *per* through + *acephalus*]. A fetal monster with neither head nor arms, and with a defective thorax.

peracetate (per-as'et-āt). An acetate containing more acetic acid than the ordinary acetate.

peracid (per-as'id). An acid containing more than the usual quantity of oxygen.

peracidity (per-as-id'it-e). Excessive acidity.

peracute (per-ak-ūt') [L. *peracu'tus*]. Excessively acute or sharp.

peradrenalone (per-ad-ren'al-ōn). A substance formed by the oxidation of adrenalone.

peralga (per-al'gah). A proprietary analgesic and sedative. amidopyrin diethyl barbiturate.

perarticulation (per"ar-tik-u-la'shun) [L. *per* through + *articula'tio* joint]. Same as *diarthrosis.*

peratodynia (per"at-o-din'e-ah) [Gr. περᾶν to pierce + ὀδύνη pain]. Cardialgia or heartburn.

perboral (per-bo'ral). A highly oxidated proprietary compound of paraboric and paraiodosulphonic acid: used as an antiseptic.

percept (per'sept). The object perceived.

perception (per-sep'shun) [L. *percep'tio*]. The receiving of an impression through the senses. **facial p.** Same as *facial vision.* See *vision.* **p.-time, p.-reflex.** See *time* and *reflex.*

perceptive (per-sep'tiv). Pertaining to perception.

perceptivity (per-sep-tiv'it-e). Ability to receive sense impressions.

perceptorium (per-sep-to're-um). Same as *sensorium.*

perchloric acid (per-klo'rik). A volatile liquid, $HClO_4$, the highest oxyacid of chlorin.

perchlorid (per-klo'rid) A chlorid which contains more chlorin than the ordinary chlorid.

perchlormethylformate (per-klor-meth-il-for'-māt). Diphosgene

percin (per'sin). A protamin from the sperm of yellow perch, *Perca flavescens*

percolate (per'ko-lāt) [L. *percola're*]. 1. To strain; to submit to percolation. 2. To trickle slowly through a substance. 3. A liquid that has been submitted to percolation

percolation (per-ko-la'shun) [L. *percola'tio*]. The extraction of the soluble parts of a drug by causing a liquid solvent to flow slowly through it.

percolator (per'ko-la-tor). A vessel used in percolating drugs.

per contiguum (per kon-tig'u-um). In contiguity: arranged in such a way that the edges touch.

per continuum (per kon-tin'u-um). Without separation or break.

percuss (per-kus') [L. *percu'tere*]. To subject to percussion.

percussion (per-kush'un) [L *percus'sio*]. The act of striking a part with short, sharp blows as an aid in diagnosing the condition of the parts beneath by the sound obtained (Auenbrugger, 1761). **auscultatory p.**, auscultation of the sound produced by percussion. **coin p.** See *coin test*, under *tests.* **deep p.**, percussion in which a firm blow is struck in order to obtain a note from a deep-seated tissue **drop p., drop-stroke p.**, percussion in which the hammer is allowed to fall by its own weight on to the pleximeter, the elements considered in the examination being the sound heard, the vibrations felt in the handle of the hammer, and the rebound of the hammer seen. Called also *Lerch's p.* **finger-p.**, that in which the fingers of one hand are used as a plexor, and those of the other as a pleximeter. **Goldscheider's p.** 1. See *threshold p.* 2. Same as *orthopercussion.* **immediate p., direct p.**, that in which no pleximeter is used. **instrumental p.**, that in which a plexor or hammer is used. **Korányi's p.** See *Korányi's auscultation*, under *auscultation.* **Krönig's p.**, auscultatory percussion over the apices of the lungs in the diagnosis of tuberculosis. **Lerch's p.** See *drop-stroke p.* **mediate p.**, that in which a pleximeter is employed. **Murphy's p.** See *piano p.* **p.-note**, the sound elicited on percussion. **palpatory p.**, a combination of palpation and percussion, affording tactile rather than auditory impressions. **piano p.**, percussion by striking the body by the four fingers one after the other, beginning with the little finger. Called also *Murphy's p.* **respiratory p.**, percussion during respiration so as to bring out the difference in the percussion-notes of inspiration and expiration **tangential p.**, percussion with the pleximeter placed vertically on the body, the strokes being applied to the pleximeter in a direction parallel with the surface of the skin **threshold p.**, percussion performed by tapping lightly with the finger upon a glass-rod pleximeter, one end of which, fitted with a rubber cap, rests upon an intercostal space, the rod being held at an angle to the surface of the thorax and parallel to the borders of the organ to be delimited This method confines the percussion vibrations to a very restricted area. Called also *Goldscheider's p.* **p.-wave**, the primary or chief ascending wave of the pulse tracing

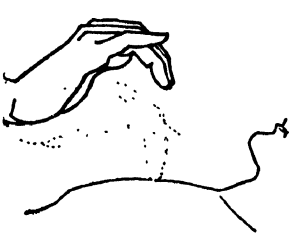

Immediate percussion (Kulbs).



Strong percussion (Külbs).

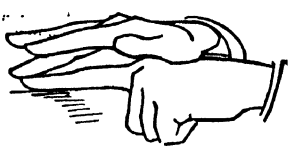

Weak percussion (Kulbs).

percussopunctator (per-kus-o-punk'ta-tor). An instrument for performing multiple acupuncture.

percussor (per-kus'or) [L. "striker"]. An instrument for use in performing percussion.

percutaneous (per-ku-ta'ne-us) [L *per* through + *cu'tis* skin]. Performed through the skin

percuteur (per-koo-tūr') [Fr.]. An instrument for therapeutic or diagnostic percussion.

percutilan (per-ku'til-an). A preparation of camphor for use percutaneously

Percy cautery or **method** (per'se) [James F *Percy*, American surgeon born 1864] See *cautery.*

perdynamin (per-di'nam-in). An animal iron preparation containing albumin. It is a nutrient fluid and is used in anemic conditions, phthisis, and the vomiting of pregnancy.

pereirin (per-e'ir-in) [Port. *pere'ira* brier]. A

white alkaloid, $C_{19}H_{24}N_2O$, from the bark of *Geissosper'mum la've* (*vello'sii*), a tree of tropical America; antiperiodic, antipyretic, and tonic. Daily dose, 30 gr. (2 gm.).

perencephaly (per-en-sef'al-e) [Gr. *πήρα* pouch + *ἐγκέφαλος* brain]. Cystic disease of the brain.

perennial (per-en'e-al) [L. *peren'nis*, from *per* through + *an'nus* year]. Lasting through the year or for several years.

perethynol (per-eth'in-ol). A colloidal suspension prepared from fresh horse heart in perchlorid of ethylene and alcohol for the Vernes' test for syphilis. See *Vernes' test*, under *tests*.

Perez's sign (pa-rāths') [Jorje *Perez*, Spanish physician, died 1920]. See under *sign*.

Perezia (per-e'ze-ah) See *pipitzahoac*.

perezon (per'e-zon). Pipitzahoic acid.

perflation (per-fla'shun) [L. *perfla'tio*]. 1. The act of blowing air into a space in order to force secretions or other substances out 2. A form of natural ventilation in which the air is brought into the room as a result of the movement of natural air currents.

perforans (per'fo-ranz) [L.]. Penetrating, a term applied to various muscles and nerves. **p. gas'seri,** the musculocutaneous nerve. **p. ma'nus,** the flexor profundus digitorum muscle.

perforated (per'fo-ra-ted) [L. *perfora'tus*]. Pierced with holes

perforation (per-fo-ra'shun) [L. *perfora're* to pierce through]. 1 The act of boring or piercing through a part. 1. A hole made through a part or substance. **Bezold's p.,** perforation of the inner surface of the mastoid bone.

perforator (per'fo-ra-tor) An instrument for piercing the bones, and especially for perforating the fetal head **Blot's p.,** an instrument for performing craniotomy in difficult labor.

perforatorium (per"for-a-to're-um). The pointed structure on the head of a spermatozoon, the acrosome.

perfrication (per-frik-a'shun) [L. *perfrica're* to rub]. Rubbing with an ointment or embrocation.

perfrigeration (per-frij-er-a'shun) [L. *per* very + *fri'gere* to be cold] Frostbite

perfusion (per-fu'zhun). A pouring through or into.

pergenol (per-je'nol). A mixture of sodium perborate and sodium bitartrate, known as "solid hydrogen dioxid"

perhydrol (per-hi'drol). 1. A proprietary 30 per cent solution of hydrogen dioxid. 2. Magnesium peroxid.

peri- [Gr. *περί* around]. A prefix signifying "around."

periacinal, periacinous (per-e-as'in-al, per-e-as'-in-us) [Gr. *περί* around + L. *acin'us* berry]. Situated around an acinus.

periadenitis (per"e-ad-en-i'tis) [Gr. *περί* around + *ἀδήν* gland + *-ιτις* inflammation]. Inflammation of the tissues around a gland.

periadventitial (per"e-ad-ven-tish'al). Outside of the adventitia.

perialienitis (per-e-a"le-en-i'tis) [Gr. *περί* around + L. *alie'nus* foreign + Gr. *-ιτις* inflammation]. Inflammation around a foreign body, as a biliary concretion.

periamygdalitis (per"e-am-ig-dal-i'tis) [Gr. *περί* around + *ἀμυγδάλη* tonsil + *-ιτις* inflammation]. Inflammation of the tissue around the tonsil.

perianal (per-e-a'nal) [Gr. *περί* around + L. *a'nus* anus]. Located around the anus.

periangiocholitis (per"e-an"je-o-ko-li'tis). Inflammation of the tissues around the bile-ducts, or interlobar capillaries of the liver.

periangioma (per-e-an-je-o'mah) [Gr. *περί* around + *ἀγγεῖον* vessel + *-ωμα* tumor]. A tumor which surrounds a blood-vessel.

periangitis (per"e-an-ji'tis) [Gr. *περί* around + *ἀγγεῖον* vessel + *-ιτις* inflammation]. Inflammation of the tissue around a blood- or lymphatic vessel.

perianth (per'e-anth) [Gr. *περί* around + *ἄνθος* flower]. The floral envelope, including the calyx and corolla.

periaortic (per-e-a-or'tik). Around the aorta.

periaortitis (per"e-a-or-ti'tis). Inflammation of the tissues around the aorta.

periapical (per-e-a'pik-al). Surrounding the apex of the root of a tooth.

periappendicitis (per"e-ap-en-dis-i'tis) [*peri-* + *appendicitis*]. Inflammation of the appendix vermiformis and the surrounding tissues. **p. decidua'lis,** a condition in tubal pregnancy in which, on account of adhesions between the appendix and the fallopian tube, decidual cells are present in the peritoneum of the appendix.

periappendicular (per"e-ap-en-dik'u-lar). Around the appendix vermiformis.

periapt (per'e-apt) [Gr. *περίαπτον* amulet]. A substance worn in the belief that it wards off disease.

periarterial (per-e-ar-te're-al). Around an artery.

periarteritis (per"e-ar-ter-i'tis) [Gr. *περί* around + *ἀρτηρία* artery + *-ιτις* inflammation]. Inflammation of the tissues around an artery. **p. nodo'sa,** a variety producing thickening of the coats of the artery, with nodular swellings.

periarthric (per-e-ar'thrik) [Gr *περί* around + *ἄρθρον* joint]. Around a joint.

periarthritis (per"e-ar-thri'tis). Inflammation of the tissues around a joint.

periarticular (per"e-ar-tik'u-lar) [Gr. *περί* around + L. *artic'ulus* joint]. Situated around a joint.

periatrial (per-e-a'tre-al). Around the atrium or auricle of the heart.

periauricular (per-e-aw-rik'u-lar). 1. Around an auricle of the heart. 2. Around the concha of the ear.

periaxial (per-e-aks'e-al) [Gr. *περί* around + *ἄξων* axis]. Situated around an axis

periaxillary (per-e-aks'il-a-re). Situated around the axilla.

periaxonal (per-e-aks'o-nal) [Gr *περί* around + *axon*] Occurring around an axon.

periblast (per'e-blast) [Gr *περί* around + *βλαστός* germ]. The protoplasm of a cell outside of the nucleus.

periblepsis (per-e-blep'sis) [Gr. *περί* around + *βλέψις* looking]. The staring expression of an insane person.

peribronchial (per-e-brong'ke-al). Situated around a bronchus

peribronchiolar (per-e-brong-ki'o-lar). Around the bronchioles

peribronchiolitis (per"e-brong-ke-o-li'tis). Inflammation of the tissues around the bronchioles.

peribronchitis (per"e-brong-ki'tis). Inflammation of the investment of a bronchus or bronchial tube

peribulbar (per-e-bul'bar). Surrounding the bulb of the eye.

peribursal (per-e-ber'sal). Surrounding a bursa.

pericæcal (per-e-se'kal). See *pericecal*.

pericæcitis (per-e-se-si'tis). Same as *pericecitis*.

pericanalicular (per"e-kan-al-ik'u-lar). Occurring around canaliculi.

pericapsular (per-e-kap'su-lar). Surrounding a capsule.

pericardectomy (per"e-kar-dek'to-me) Pericardiectomy.

pericardiac, pericardial (per-e-kar'de-ak, per-e-kar'de-al). Pertaining to the pericardium.

pericardicentesis (per-e-kar"dis-en-te'sis) [Gr. *περικάρδιον* pericardium + *κέντησις* puncture]. The surgical puncture of the pericardium.

pericardiectomy (per"e-kar-de-ek'to-me) [*pericardium* + Gr. *ἐκτομή* excision]. Complete removal of the pericardium.

pericardiocentesis (per-e-kar"de-o-sen-te'sis). Pericardicentesis.

pericardiolysis (per"e-kar-de-ol'is-is) [*pericardium* + Gr. *λύσις* loosening]. The operation of freeing adhesions between the visceral and parietal pericardium.

pericardiomediastinitis (per-e-kar"de-o-me-de-as-tin-i'tis). Pericarditis with mediastinitis; inflammation of the pericardium and mediastinum.

pericardiophrenic (per-e-kar"de-o-fren'ik). Pertaining to the pericardium and the diaphragm.

pericardiopleural (per-e-kar"de-o-plu'ral). Pertaining to the pericardium and the pleura.

pericardiorrhaphy (per"e-kar-de-or'af-e) [*pericardium* + Gr. *ῥαφή* suture]. The operation of suturing a wound in the pericardium.

pericardiosymphysis (per-e-kar"de-o-sim'fis-is) [*pericardium* + Gr. *σύμφυσις* adhesion]. Adhesion between the visceral and parietal layers of the pericardium.

pericardiotomy (per"e-kar-de-ot'o-me) [Gr. *περικάρδιον* pericardium + *τέμνειν* to cut]. Surgical incision of the pericardium.

pericarditic (per"e-kar-dit'ik). Pertaining to pericarditis.

pericarditis (per"e-kar-di'tis) [Gr. *περικάρδιον* pericardium]. Inflammation of the pericardium. The disease is attended by elevation of temperature, pain in the precordial region, rapid pulse, cough, and dyspnea. The pericardium is covered with fibrinous deposits, giving it a roughened surface, which causes a friction-murmur occurring with the heart-beats. Later effusion into the sac takes place, producing bulging of the precordia and an area of dulness. **adhesive p.**, that in which the two layers of the pericardium adhere to each other. **p. calculo'sa**, pericarditic calcareous deposit in the pericardium **p. callo'sa**, a variety of chronic fibrous pericarditis marked by facial cyanosis, edema, and full, tortuous jugular veins, without pulsation and without typical signs of pericarditis. It occurs during childhood. **carcinomatous p.**, that which is associated with malignant disease of the pericardium. **dry p.**, that in which there is no effusion. **p. epistenocar'dica**, the symptom-complex of stenocardia, fever, pericarditis, and myocardial insufficiency (Sternberg). **external p.**, that which chiefly affects the outer surface of the pericardium. **p. exter'na et inter'na**, inflammation of the outer and inner surfaces of the pericardium. **fibrous p.**, a chronic pericarditis in which the adhesions become replaced by fibrous bands. **hemorrhagic p.**, that in which there is a bloody exudate. **localized p.**, a form with white or milky spots. **mediastinal p.**, inflammation of the exterior surface of the pericardium and the mediastinal tissue. **obliterating p.**, an adherent pericarditis which leads to the obliteration of the pericardial cavity. **purulent p.**, a form with effusion of a purulent fluid. **serofibrinous p.**, a variety attended with a serous fluid effusion containing a little fibrin. **tuberculous p.**, a variety caused by tuberculous disease.

pericardium (per-e-kar'de-um) [L.; Gr. *περί* around + *καρδία* heart]. The membranous sac which contains the heart. It consists of an external layer of dense fibrous tissue derived from the cervical fascia, and an inner serous layer (*visceral p.*, *cardiac p.*, or *epicardium*), which surrounds the heart directly and is reflected over the inner surface of the fibrous coat, forming the *parietal p.* The base of the pericardium is attached to the central tendon of the diaphragm, and the cavity of the pericardium contains from 5 to 20 c.c. of a thin, serous liquid, the *pericardial fluid*. **bread-and-butter p.**, a pericardium having a peculiar appearance, produced by the rubbing together of its two surfaces in fibrinous pericarditis. **cardiac p.**, visceral pericardium. **parietal p.**, that fold of the pericardium which is not in contact with the heart. **shaggy p.**, a pericardium with a shaggy coat of fibrinous exudate. **visceral p.**, the epicardium; the fold of the pericardium which is in contact with the heart.

pericardosis (per"e-kar-do'sis). Infection of the pericardium.

pericardotomy (per"e-kar-dot'o-me). Same as *pericardiotomy*.

pericarp (per'e-karp) [Gr. *περί* around + *κάρπος* fruit]. The seed vessel or ripened ovary of a flower.

pericaryon (per-e-kar'e-on). See *perikaryon*.

pericecal (per-e-se'kal). Surrounding the cecum.

pericecitis (per-e-se-si'tis). Inflammation of the tissues around the cecum.

pericellular (per-e-sel'u-lar) [Gr. *περί* around + L. *cel'lula* cell]. Surrounding a cell.

pericemental (per-e-se-men'tal). Pertaining to the pericementum.

pericementitis (per"e-se-men-ti'tis) [Gr. *περί* around + L. *cæmen'tum* cement + Gr. *-ιτις* inflammation]. Periodontitis; inflammation of the pericementum. **chronic suppurative p.**, pyorrhea alveolaris.

pericementoclasia (per-e-se-men-to-kla'se-ah) [*pericementum* + Gr. *κλάσις* breaking]. Disintegration of the pericementum and alveolar bone without loss of the overlying gingival tissue It results in pocket formation. Cf *pyorrhea alveolaris*.

pericementum (per"e-se-men'tum) [Gr. *περί* around + L. *cæmen'tum* cement]. The membrane or tissue which occupies the space between the root of a tooth and the alveolus of the jaw. Called also *peridental membrane*, *dental periosteum*, *periodontium*, and *alveolodental membrane*.

pericentral (per-e-sen'tral) Surrounding a center.

pericephalic (per"e-sef-al'ik). Surrounding the head.

pericerebral (per-e-ser'e-bral). Surrounding the brain.

perichareia (per"e-kar-i'ah) [Gr. *περιχάρεια*]. Insane and vehement rejoicing.

pericholangitis (per"e-ko-lan-ji'tis) [Gr. *περί* around + *χολή* bile + *ἀγγεῖον* vessel]. Inflammation of the tissues that surround a bile-duct.

pericholecystitis (per"e-ko"le-sis-ti'tis). Inflammation of the tissues around the gall-bladder.

perichondrial (per-e-kon'dre-al). Pertaining to or composed of perichondrium.

perichondritis (per"e-kon-dri'tis). Inflammation of the perichondrium

perichondrium (per-e-kon'dre-um) [Gr. *περί* around + *χόνδρος* cartilage]. The membrane which covers the surface of a cartilage. It is a layer of white, fibrous tissue prolonged over the cartilage from neighboring parts.

perichondroma (per"e-kon-dro'mah). A tumor arising from the perichondrium.

perichord (per'e-kord). The investing sheath of the notochord.

perichordal (per-e-kor'dal) [Gr. *περί* around + *χορδή* cord]. Situated around the notochord.

perichorioidal (per"e-ko-re-oi'dal). Perichoroidal.

perichoroidal (per"e-ko-roi'dal). Surrounding the choroid coat.

perichrome (per'e-krōm) [Gr. *περί* around + *χρῶμα* color]. A nerve-cell in which the Nissl bodies are arranged in rows beneath the cell membrane. Cf. *arkyochrome*, *gyrochrome*, and *stichochrome*.

perichymate (per-e-ki'māt). An enamel prism.

periclasia (per-e-kla'se-ah). Same as *periodontoclasia*.

periclaustral (per-e-klaws'tral). Around the claustrum of the brain.

pericolitis (per"e-ko-li'tis) [Gr. *περί* around + *κόλον* colon]. Inflammation around the colon, especially of the peritoneal coat of the colon. **p. dex'tra**, pericolitis affecting the ascending colon. **membranous p.** See *Jackson's membrane*, under *membrane*. **p. sinis'tra**, inflammation of the surrounding connective tissue and peritoneum at the lower part of the descending colon. It is comparable to appendicitis, except for its situation on the left side.

pericolonitis (per"e-ko-lon-i'tis). Same as *pericolitis*.

pericolpitis (per"e-kol-pi'tis) [Gr. *περί* around + *κόλπος* vagina]. Inflammation of the tissues around the vagina.

Peric'oma townsvillen'sis. A fly allied to the phlebotomus flies of the family Psychodidæ found in Australia, which bites very severely.

periconchal (per-e-kong'kal) [Gr. *περί* around + *κόγχη* concha]. Situated around the concha.

periconchitis (per"e-kong-ki'tis) [Gr. *περί* around + *κόγχη* eye-socket]. Inflammation of the lining of the orbit.

pericorneal (per-e-kor'ne-al). Surrounding the cornea.

pericoronal (per"e-kor'o-nal). Around the crown of a tooth.

pericoronitis (per"e-ko-ron-i'tis) [Gr. *peri* around + *coro'na* crown]. Inflammation around the crown of a tooth.

pericoxitis (per-e-koks-i'tis). Inflammation of the tissues about the hip-joint.

pericranial (per-e-kra'ne-al). Pertaining to the pericranium.

pericranitis (per"e-kra-ni'tis) [see *pericranium*]. Inflammation of the periosteum of the skull.

pericranium (per-e-kra'ne-um) [Gr. *περί* around + *κρανίον* cranium]. The cranial periosteum.

pericystic (per-e-sis'tik). Situated about a cyst.

pericystitis (per"e-sis-ti'tis) [Gr. *περί* around + *κύστις* bladder]. Inflammation of the tissues around the bladder.

pericystium (per-e-sis'te-um). The vascular envelop of certain cysts.

pericytial (per-e-sish'al) [Gr. *περί* around + *κύτος* cell]. Situated around a cell.

peridectomy (per-e-dek'to-me) [Gr *περί* around + *ἐκτομή* excision]. Same as *peritomy*.

peridendritic (per"e-den-drit'ik). Surrounding the dendrites.

peridental (per-e-den'tal). Same as *periodontal*.

peridentium (per-e-den'she-um) Periodontium.

peridentoclasia (per"e-den-to-kla'se-ah) [Gr. *περί* around + L. *dens* tooth + Gr. *κλάσις* breaking]. The breaking down of the tissues surrounding the teeth.

periderm (per'e-derm) [Gr. *περί* around + *δέρμα* skin]. The rete malpighii of the skin.

peridermal (per-e-der'mal). Pertaining to the periderm; cuticular.

peridesmic (per-e-dez'mik). Around a ligament; pertaining to the peridesmium.

peridesmitis (per"e-dez-mi'tis). Inflammation of the peridesmium.

peridesmium (per-e-dez'me-um) [Gr. *περί* around + *δέσμιον* band]. The areolar membrane which covers the ligaments.

peridiastole (per"e-di-as'to-le) [Gr. *περί* around + *diastole*]. The interval between the systole and the diastole.

peridiastolic (per"e-di-as-tol'ik). Prediastolic.

perididymis (per-e-did'im-is) [Gr. *περί* around + *δίδυμος* testicle]. The tunica vaginalis testis.

perididymitis (per"e-did-im-i'tis). Inflammation of the perididymis.

peridiverticulitis (per"e-di-ver-tik-u-li'tis). Inflammation of structures around a diverticulum of the intestine.

peridontal (per-e-don'tal). Periodontal.

peridontia (per-e-don'she-ah). Periodontia.

peridontoclasia (per-e-don-to-kla'se-ah). Same as *periodontoclasia*.

periductal (per-e-duk'tal). Surrounding a duct.

periduodenitis (per"e-du-o-de-ni'tis). A condition marked by a deformed duodenum surrounded and fixed by peritoneal adhesions.

periencephalitis (per"e-en-sef-al-i'tis) [Gr. *περί* around + *ἐγκέφαλος* brain]. Inflammation of the surface of the brain; meningitis with cortical encephalitis.

periencephalomeningitis (per"e-en-sef"al-o-men-in-ji'tis) [Gr. *περί* around + *ἐγκέφαλος* brain + *μῆνιγξ* membrane]. Chronic inflammation of the cerebral cortex and meninges; paresis or general paralysis of the insane.

peri-endothelioma (per"e-en-do-the-le-o'mah). A tumor combining the characteristics of a perithelioma and an endothelioma.

perienteric (per"e-en-ter'ik). Situated around the intestine.

perienteritis (per"e-en-ter-i'tis) [Gr. *περί* around + *ἔντερον* intestine]. Inflammation of the peritoneal coat of the intestine.

perienteron (per-e-en'ter-on) [Gr. *περί* around + *ἔντερον* intestine]. The primitive perivisceral cavity of the embryo.

periependymal (per"e-ep-en'dim-al). Situated around the ependyma.

periepithelioma (per"e-ep-e-the-le-o'mah). A tumor which sometimes affects the suprarenal body, and may lead to a large metastatic growth of the liver.

Périer's operation (per-e-āz') [Charles *Périer*, French surgeon, 1838–1914]. See under *operation*.

periesophageal (per"e-e-so-fa'je-al). Situated around the esophagus.

periesophagitis (per"e-e-sof-aj-i'tis). Inflammation of the tissues around the esophagus.

perifistular (per-e-fis'tu-lar). Around a fistula.

perifollicular (per-e-fol-ik'u-lar). Surrounding a follicle

perifolliculitis (per"e-fol-ik-u-li'tis). Inflammation around the hair-follicles.

perigangliitis (per"e-gang-le-i'tis). Inflammation of tissues around a ganglion.

periganglionic (per"e-gang-le-on'ik). Situated around a ganglion.

perigastric (per-e-gas'trik). Situated around the stomach, pertaining to the peritoneal coat of the stomach.

perigastritis (per"e-gas-tri'tis) [Gr. *περί* around + *γαστήρ* stomach]. Inflammation of the peritoneal coat of the stomach.

perigemmal (per-e-jem'al). Surrounding a taste-bud or other bud.

periglandular (per-e-glan'du-lar). Surrounding a gland or glands.

periglandulitis (per"e-glan-du-li'tis). Inflammation of the tissues about a glandule or glandules.

periglial (per-e-gli'al). Surrounding the glia-cells of the brain.

periglossitis (per-e-glos-i'tis). Inflammation of the tissues around the tongue.

periglottic (per-e-glot'ik). Situated around the tongue.

periglottis (per-e-glot'is) [Gr. *περί* around + *γλῶττα* tongue]. The mucous membrane of the tongue.

perihepatic (per"e-hep-at'ik) [Gr. περί around + ἧπαρ liver]. Situated or occurring about the liver.

perihepatitis (per"e-hep-at-i'tis) [Gr. περί around + ἧπαρ liver]. Inflammation of the peritoneal capsule of the liver. **p. chron'ica hyperplas'tica,** a disease in which the peritoneal covering of the liver becomes converted into a white mass resembling the icing of a cake. Called *frosted liver, icing liver, zuckerguss-leber,* etc.

perihernial, periherniary (per-e-her'ne-al, per-e-her'ne-a-re). Situated or occurring around a hernia.

perihysteric (per-e-his-ter'ik) [Gr. περί around + ὑστέρα uterus]. Around the uterus.

peri-insular (per-e-in'su-lar). Surrounding an insula, particularly the island of Reil.

perijejunitis (per"e-jej-u-ni'tis). Inflammation around the jejunum.

perikaryon (per-e-kar'e-on) [Gr. περί around + κάρυον nucleus]. The main protoplasmic mass of a cell; the cell-body as distinguished from the nucleus and the processes.

perikeratic (per-e-ker-at'ik). Surrounding the cornea.

perilabyrinth (per-e-lab'ir-inth). The tissues that surround the labyrinth of the ear.

perilabyrinthitis (per"e-lab-ir-in-thi'tis). Inflammation of the tissues around the labyrinth.

perilaryngeal (per"e-lar-in'je-al). Situated around the larynx.

perilaryngitis (per"e-lar-in-ji'tis) [Gr. περί around + λάρυγξ larynx]. Inflammation of the areolar tissue around the larynx.

perilenticular (per-e-len-tik'u-lar). Surrounding the crystalline lens.

periligamentous (per"e-lig-am-en'tus). Around a ligament.

perilobar (per-e-lo'bar). Surrounding a lobe.

perilymph (per'e-limf) [Gr. περί around + L. *lym'pha* lymph]. The fluid contained in the space between the osseous and the membranous labyrinth of the ear.

perilymphadenitis (per"e-lim-fad-en-i'tis). Inflammation of the tissues around a lymph-gland.

perilymphangeal (per"e-lim-fan'je-al). Around a lymphatic vessel

perilymphangitis (per"e-lim-fan-ji'tis). Inflammation around a lymphatic vessel.

perilymphatic (per"e-lim-fat'ik). 1. Pertaining to the perilymph. 2. Located around a lymphatic vessel.

perimastitis (per"e-mas-ti'tis) [Gr. περί around + μαστός breast]. Inflammation of the connective tissue around the mammary gland.

perimedullary (per-e-med'u-la-re). Surrounding the medulla oblongata or the marrow of a bone.

perimeningitis (per"e-men-in-ji'tis) [Gr. περί around + μῆνιγξ membrane]. Inflammation of the dura; pachymeningitis.

perimeter (per-im'et-er) [Gr. περί around + μέτρον measure]. 1. The line that bounds any plane figure. 2. An instrument for measuring the field of vision. **bed-p.,** a perimeter for examining the eyes of bed-ridden patients. **dental p.,** an instrument for measuring the circumference of a tooth.

perimetric (per-e-met'rik). Pertaining to the perimetrium.

perimetritic (per"e-met-rit'ik). Pertaining to perimetritis.

perimetritis (per"e-me-tri'tis) [Gr. περί around + μήτρα uterus]. Inflammation of the perimetrium.

perimetrium (per-e-me'tre-um) [Gr. περί around + μήτρα womb]. The peritoneal covering of the uterus.

perimetrosalpingitis (per-e-met"ro-sal-pin-ji'tis). Pelvic inflammation, including perimetritis, parametritis, perisalpingitis, etc.

perimetry (per-im'et-re) [Gr. περί around + μέτρον measure]. The measuring of the field of vision.

perimyelis (per-e-mi'el-is) [Gr. περί around + μυελός marrow]. Same as *endosteum.*

perimyelitis (per"e-mi-el-i'tis). 1. Inflammation of the perimyelis. 2. Spinal meningitis.

perimyelography (per"e-mi-el-og'raf-e) [Gr. περί around + μυελός marrow + γραφειν to record]. Roentgen-ray examination after injecting iodized oil or other contrast fluid into the subarachnoid space of the spinal cord.

perimyo-endocarditis (per-e-mi"o-en-do-kar-di'tis). Pericarditis associated with myocarditis and endocarditis.

perimysial (per-e-mis'e-al). Pertaining to the perimysium.

perimysiitis, perimysitis (per"e-mis-e-i'tis, -mis-i'tis). Inflammation of the perimysium.

perimysium (per-e-mis'e-um) [Gr περί around + μῦς muscle]. The delicate sheath of connective tissue that surrounds each fasciculus of muscular fiber.

perinæum (per-e-ne'um). See *perineum.*

perineal (per-e-ne'al). Pertaining to the perineum.

perineauxesis (per"in-e-awks-e'sis) [Gr. περίναιον perineum + αὔξησις increase] Same as *colpoperineorrhaphy.*

perineocele (per-e-ne'o-sēl) [Gr. περίναιον perineum + κήλη hernia]. A hernia lying between the rectum and the prostate, or between the rectum and vagina; perineal hernia.

perineocolporectomyomectomy (per-e-ne"o-kol"po-rek"to-mi-o-mek'to-me) [*perineum* + Gr. κόλπος vagina + *rectum* + *myoma* + Gr ἐκτομή excision]. Removal of a myoma by cutting the perineum, vagina, and rectum.

perineoplasty (per-e-ne'o-plas-te) [Gr. περίναιον perineum + πλάσσειν to shape] Plastic surgery of the perineum.

perineorrhaphy (per"e-ne-or'a-fe) [Gr. περίναιον perineum + ῥαφή suture] Suturation of the perineum, performed for the repair of a laceration

perineoscrotal (per-e-ne-o-skro'tal). Pertaining to the perineum and scrotum.

perineostomy (per-e-ne-os'to-me) [*perineum* + Gr. στόμα a mouth] Urethrostomy through the perineum: called also *Poncet's operation.*

perineosynthesis (per-e-ne"o-sin'the-sis) [Gr. περίναιον perineum + σύνθεσις a placing together]. Surgical restoration of a completely lacerated perineum.

perineotomy (per"e-ne-ot'o-me) [Gr. περίναιον perineum + τομή to cut]. A surgical incision through the perineum anteroposteriorly.

perineovaginal (per-e-ne"o-vaj'in-al). Pertaining to the perineum and the vagina.

perineovaginorectal (per-e-ne"o-vaj"in-o-rek'tal). Pertaining to the perineum, vagina, and rectum.

perineovulvar (per-e-ne-o-vul'var). Pertaining to the perineum and the vulva.

perinephrial (per-e-nef're-al). Pertaining to the perinephrium.

perinephric (per-e-nef'rik) [Gr. περί around + νεφρός kidney]. Situated or occurring around the kidney.

perinephritic (per"e-nef-rit'ik). Pertaining to or caused by perinephritis.

perinephritis (per"e-nef-ri'tis) [Gr. περί around + νεφρός kidney + -ιτις inflammation]. Inflammation of the perinephrium. It is marked by fever, local pain, and tenderness on pressure.

perinephrium (per-e-nef're-um) [Gr. περί around + νεφρός kidney]. The peritoneal envelop and other tissues around the kidney.

perineum (per-e-ne'um) [Gr. *περίναιον*]. The space, or area, between the anus and the genital organs. It is limited in front by the pubic arch, behind by a line joining the tuberosities of the ischia, and on either side by the rami of the ischium. It is occupied by the urethra and vagina in the female, and by various muscles, nerves, and vessels.

perineural (per-e-nu'ral). Surrounding a nerve or nerves.

perineurial (per-e-nu're-al). Pertaining to the perineurium.

perineuritic (per-e-nu-rit'ik). Pertaining to or suffering from perineuritis.

perineuritis (per"e-nu-ri'tis). Inflammation of the perineurium.

perineurium (per-e-nu're-um) [Gr. *περί* around + *νεῦρον* nerve]. The sheath which incloses each funiculus of a nerve-fiber. See *nerve*.

perinuclear (per-e-nu'kle-ar). Situated or occurring around a nucleus.

periocular (per-e-ok'u-lar). Situated or occurring around the eye.

period (pe're-od) [Gr. *περί* around + *ὁδός* way]. An interval or division of time; the time for the regular recurrence of a phenomenon. **half-life p.**, the period after which half of a radio-active element is so transformed that it is no longer of therapeutic potency. **incubation p.**, the period of time between the moment of entrance of the infecting organism into the body and the first appearance of the symptoms of the consequent disease. **intersystolic p.**, the atriocarotid interval See under *interval* **lag p.**, the time which elapses after a microorganism is introduced into a nutrient medium before reproduction begins **monthly p.**, the time of menstruation. **presphygmic p.**, a short period (0.07 to 0.09 second) early in the systole of the ventricles when both the auriculoventricular and semilunar valves are closed During this period the blood flow in the auricles and ventricles ceases **reaction p.**, the stage of rallying from shock after trauma **refractory p.**, a short period succeeding the time at which a nerve or muscle enters into a condition of functional activity during which the nerve or muscle does not respond to a second stimulus

periodic (pe-re-od'ik) [Gr. *περιοδικός*]. Recurring at certain intervals.

periodicity (per"e-o-dis'it-e). Recurrent at regular intervals of time. **filarial p.**, the periodic recurrence every night of filaria in the blood of a person who has been infected.

periodocasein (per-i"o-do-ka'se-in). An iodin and casein preparation for use in goiter and myxedema.

periodontal (per"e-o-don'tal) [Gr. *περί* around + *ὀδούς* tooth]. Situated or occurring around a tooth, pertaining to the alveolodental ligament.

periodontia (per-e-o-don'she-ah) [Gr. *περί* around + *ὀδούς* tooth]. That branch of dentistry which treats of the periodontal tissues and its diseases.

periodontist (per-e-o-don'tist). A dentist who specializes in periodontia.

periodontitis (per"e-o-don-ti'tis). Inflammation of the periodontium. **apical p.**, periodontitis of the apex of the root of a tooth.

periodontium (per"e-o-don'she-um) [Gr. *περί* around + *ὀδούς* tooth]. See *pericementum*.

periodontoclasia (per"e-o-don-to-kla'se-ah) [Gr. *περί* around + *ὀδούς* tooth + *κλάσις* breaking]. Destruction of periodontal tissue; pyorrhea alveolaris.

periodontology (per-e-o-don-tol'o-je) [Gr. *περί* around + *ὀδούς* tooth + *λόγος* treatise]. That department of dentistry which treats of disorders and diseases of the peridontal tissues.

periodoscope (pe-re-od'o-skōp) [Gr. *περί* around + *ὁδός* way + *σκοπεῖν* to view]. A calendar or dial indicating the probable date of parturition.

periomphalic (per-e-om-fal'ik) [Gr. *περί* around + *ὀμφαλος* navel]. Around the umbilicus.

perionychia (per"e-o-nik'e-ah). Same as *perionychium*.

perionychium (per"e-o-nik'e-um) [Gr. *περί* around + *ὄνυξ* nail]. The epidermis bordering a nail.

perionyx (per-e-o'niks) [Gr. *περί* around + *ὄνυξ* nail]. A relic of the eponychium persisting as a band across the root of the nail, seen in the eighth month of fetal life.

perionyxis (per"e-o-niks'is) [Gr. *περί* around + *ὄνυξ* nail]. Inflammation of the skin surrounding a finger- or toe-nail.

perioöphoritis (per"e-o-of-o-ri'tis) [Gr. *περί* around + *ᾠόν* egg + *φέρειν* to bear]. Inflammation of the peritoneum around the ovary.

perioöphorosalpingitis (per"e-o-of"o-ro-sal-pin-ji'tis) [Gr. *περί* around + *ᾠόν* egg + *φέρειν* to bear + *σάλπιγξ* tube]. Inflammation of the tissues around the ovary and oviduct.

perioöthecitis (per-e-o"o-the-si'tis) [Gr. *περί* around + *ᾠοθηκη* ovary + *-ιτις* inflammation]. Inflammation of the peritoneum around the ovary.

perioöthecosalpingitis (per-e-o"o-the-ko-sal-pin-ji'tis) [Gr. *περί* around + *ᾠοθηκη* ovary + *σάλπινξ* tube + *-ιτις* inflammation]. Inflammation of the tissues around the ovary and fallopian tube.

periophthalmia (per-e-of-thal'me-ah). Same as *periophthalmitis*.

periophthalmic (per"e-of-thal'mik). Situated around the eye.

periophthalmitis (per"e-of-thal-mi'tis). Inflammation of the tissues around the eye.

periople (per'e-o-pl) [Gr. *περί* around + *ὄπλον* hoof]. The smooth, shiny layer on the outer surface of the hoofs of animals.

perioptometry (per"e-op-tom'et-re) [Gr. *περί* around + *ὀπτός* visible + *μέτρον* measure]. The measurement of the peripheral acuity of vision or of the limits of the visual field.

perioral (per-e-o'ral) [Gr. *περί* around + L. *os* mouth]. Situated or occurring around the mouth.

periorbit (per-e-or'bit). Periorbita.

periorbita (per-e-or'bit-ah) [Gr. *περί* around + L. *or'bita* orbit]. The periosteum of the eye-socket.

periorbital (per-e-or'bit-al). Situated around the eye-socket.

periorbititis, periorbitis (per"e-or-bit-i'tis, per"e-or-bi'tis). Inflammation of the periorbita.

periorchitis (per"e-or-ki'tis) [Gr. *περί* around + *ὄρχις* testis + *-ιτις* inflammation]. Inflammation of the tunica vaginalis testis. **p. adhæsi'va**, a variety in which the two layers of the tunica vaginalis are more or less adherent.

periost (per'e-ost). Same as *periosteum*.

periosteal (per-e-os'te-al). Pertaining to the periosteum.

periosteitis (per"e-os-te-i'tis). Same as *periostitis*.

periosteodema (per-e-os"te-o-de'mah). Same as *periosteo-edema*.

periosteo-edema (per-e-os"te-o-e-de'mah). Edema of the periosteum.

periosteoma, periostoma (per"e-os-te-o'mah, per"e-os-to'mah). A morbid bony growth surrounding a bone.

periosteomedullitis, periostomedullitis (per-e-os"te-o-med-ul-i'tis, per-e-os"to-med-ul-i'tis). Inflammation of the periosteum and the marrow.

periosteomyelitis (per-e-os"te-o-mi-e-li'tis) [Gr. *περί* around + *ὀστέον* bone + *μύελος* marrow + *-ιτις* inflammation]. Inflammation of the entire bone, including periosteum and marrow.

periosteophyte (per-e-os'te-o-fīt) [*periosteum* + Gr. *φυτόν* growth]. A bony outgrowth on the periosteum.

periosteorrhaphy (per"e-os-te-or'af-e) [*periosteum*

+ Gr. *ῥάφη* suture]. The suturing together of the margins of severed periosteum.

periosteosis (per-e-os-te-o'sis). The development of periosteomas.

periosteotome (per-e-os'te-o-tōm) [Gr. *περί* around + *ὀστέον* bone + *τέμνειν* to cut]. An instrument for cutting the periosteum; also an instrument for separating the periosteum from the bone.

periosteotomy (per"e-os-te-ot'o-me) [Gr. *περί* around + *ὀστέον* bone + *τομή* a cut]. Surgical incision or slitting of the periosteum.

periosteous (per-e-os'te-us). Pertaining to or of the nature of periosteum.

periosteum (per-e-os'te-um) [Gr. *περί* around + *ὀστέον* bone]. The tough fibrous membrane surrounding a bone. It adheres to the surface of the bones, excepting at their cartilaginous extremities. It consists of two closely united layers, the outer one made up of connective tissue, with occasionally a few fat-cells; the inner one of fine elastic fibers, forming a dense network. **p. alveola're** [B N A], **alveolar p.**, the periodontium. **dental p.** Same as *pericementum*.

periostitis (per"e-os-ti'tis). Inflammation of the periosteum. The condition is generally chronic, and is marked by tenderness and swelling of the bone and an aching pain. Acute periostitis is due to infection, and is characterized by diffuse suppuration, severe pain, constitutional symptoms, and usually results in necrosis. **p. albumino'sa, albuminous p.**, a form accompanied by the exudation of a clear, albuminous liquid into a flattened cavity beneath the periosteum; called also *serous abscess* and *periosteal ganglion*. **dental p.**, inflammation of the dental periosteum. **diffuse p.**, a non-circumscribed periostitis of the long bones. **hemorrhagic p.**, a form in which blood is extravasated beneath the periosteum. **p. inter'na cra'nii**, inflammation of the endocranium; external pachymeningitis. **precocious p.**, syphilitic osteoperiostitis occurring as an early symptom.

periostoma (per-e-os-to'mah). Periosteoma.

periostomedullitis (per-e-os"to-med-u-li'tis). See *periosteomedullitis*.

periostosis (per"e-os-to'sis). A bony growth formed about a bone.

periostosteitis (per"e-os-tos-te-i'tis). Periostitis and osteitis occurring together.

periostotome (per-e-os'to-tōm). Same as *periosteotome*.

periostotomy (per"e-os-tot'o-me). Same as *periosteotomy*.

periotic (per-e-o'tik) [Gr. *περί* around + *οὖς* ear]. 1. Situated about the ear, especially the internal ear. 2. The petrous and mastoid portions of the temporal bone, at one stage a distinct bone.

periovaritis (per"e-o-var-i'tis). Same as *periöophoritis*.

periovular (per-e-o'vu-lar). Surrounding an ovum.

peripachymeningitis (per-e-pak"e-men-in-ji'tis) [Gr. *περί* around + *παχύς* thick + *μῆνιγξ* membrane]. Inflammation of the substance between the dura and the bone.

peripancreatic (per-e-pan-kre-at'ik). Surrounding the pancreas.

peripancreatitis (per-e-pan"kre-at-i'tis) [Gr. *περί* around + *πάγκρεας* pancreas]. Inflammation of tissues around the pancreas.

peripapillary (per-e-pap'il-a-re). Situated around the optic papilla.

peripatetic (per"e-pat-et'ik). Walking about, as, *peripatetic* typhoid.

peripenial (per-e-pe'ne-al). Around the penis.

peripericarditis (per"e-per-e-kar-di'tis). Inflammation around the pericardium producing adhesions of the pericardium to the pleura and chest wall.

periphacitis (per"e-fa-si'tis) [Gr. *περί* around + *φακός* lens + *-ιτις* inflammation]. Inflammation of the capsule of the eye-lens.

periphakitis (per-e-fak-i'tis). Periphacitis.

peripharyngeal (per"e-far-in'je-al). Situated around the pharynx.

peripherad (per-if'er-ad). Toward the periphery.

peripheral, peripheric (per-if'er-al, per-if'er-ik). Pertaining to or situated at or near the periphery.

peripheraphose (per-if-er'af-ōz). Any aphose originating in the peripheral ocular mechanism.

peripheric (per-if-er'ik). Peripheral.

peripherocentral (per-if"er-o-sen'tral). Both peripheral and central, but primarily or preponderatingly peripheral.

peripheroceptor (per-if"er-o-sep'tor). Any one of the receptors at the peripheral ends of the sensory peripheral neuron which receive the stimulus.

peripheromittor (per-if"er-o-mit'or). A terminal mittor placed in connection with the ceptor of a muscle-fiber or gland cell which transmits the impulse to the fiber or cell.

peripheroneural (per-if"er-o-nu'ral). Pertaining to the nerves situated at the surface of the body.

peripherophose (per-if'er-o-fōz) [*periphery* + *phose*]. Any phose originating in the eye or the optic nerve.

periphery (per-if'er-e) [Gr. *περιφέρεια*; *περί* around + *φέρειν* to bear]. The outward part or surface.

periphlebitic (per"e-fleb-it'ik). Pertaining to periphlebitis.

periphlebitis (per"if-le-bi'tis) [Gr. *περί* around + *φλέψ* vein]. Inflammation of the tissues around a vein, or of the external coat of a vein.

periphoria (per-if-o're-ah) [Gr. *περί* around + *φορός* bearing]. Same as *cyclophoria*.

Periplaneta (per-e-plan-e'tah). A genus of roaches.

periplast (per'ip-last) [Gr. *περί* around + *πλάσσειν* to mold]. The protoplasm within a cell and outside of the nucleus.

periplastic (per-e-plas'tik). Formed from or relating to the periplasm: said of flagella.

peripleural (per-e-plu'ral). Surrounding the pleura.

peripleuritis (per"e-plu-ri'tis) [Gr. *περί* around + *pleura*]. Inflammation of the tissues between the pleura and the chest-wall.

periplocin (per-ip-lo'sin). A crystallizable glucoside, $C_{30}H_{48}O_{12}$, from *Periplo'loca græ'ca:* it acts like digitalin as a heart tonic and slower of the pulse. Subcutaneous dose, $\frac{1}{30}$–$\frac{1}{60}$ gr. (0.0007–0.001 gm.).

peripneumonia (per"ip-nu-mo'ne-ah) [Gr. *περί* around + *πνεύμων* lung]. Pneumonia; also pleuropneumonia. **p. no'tha**, a variety of acute bronchitis simulating pneumonia; congestion of the lungs.

peripneumonitis (per-e-nu-mo-ni'tis). Peripneumonia.

peripolar (per-ip-o'lar). Situated about a pole or the poles.

periportal (per-ip-or'tal). Situated around the portal vein.

periproctic (per-e-prok'tik) [Gr. *περί* around + *πρωκτός* anus]. Situated around the anus.

periproctitis (per"e-prok-ti'tis) [Gr. *περί* around + *πρωκτός* anus]. Inflammation of the tissues surrounding the rectum and anus.

periprostatic (per"e-pros-tat'ik). Situated about the prostate.

periprostatitis (per"e-pros-ta-ti'tis). Inflammation of the tissues and structures around the prostate gland.

peripyema (per-e-pi-e'mah) [Gr.]. Suppuration surrounding a part, as a tooth.

peripylephlebitis (per"e-pi-le-fle-bi'tis) [Gr. *περί* around + *πύλη* gate + *φλέψ* vein + *-ιτις* inflam-

mation]. Inflammation of the tissue about the portal vein.

peripylic (per-e-pi'lik) [Gr. *περί* around + *πύλη* gate]. Around the portal vein.

peripyloric (per-e-pi-lor'ik). Around the pylorus.

perirectal (per-e-rek'tal). Around the rectum.

perirectitis (per"e-rek-ti'tis). Same as *periproctitis*.

perirenal (per-e-re'nal) [Gr. *περί* around + L. *ren* kidney]. Situated around a kidney.

perirhinal (per-e-ri'nal) [Gr. *περί* around + *ῥίς* nose]. Situated about the nose.

perisalpingitis (per"e-sal-pin-ji'tis) [Gr. *περί* around + *σάλπιγξ* tube]. Inflammation of the tissues and peritoneum around an oviduct.

perisalpingoövaritis (per"e-sal-ping"o-o-var-i'tis). Inflammation resulting in adherent oviducts and ovaries.

perisalpinx (per-e-sal'pinks). The peritoneal cover of the upper border of the oviduct.

perisclerium (per-e-skle're-um) [Gr. *περί* around + *σκληρός* hard]. Fibrous tissue surrounding ossifying cartilage.

periscopic (per-is-kop'ik) [Gr. *περί* around + *σκοπεῖν* to see]. Affording a wide range of vision.

perisigmoiditis (per"e-sig-moi-di'tis). Inflammation of the peritoneal covering of the sigmoid flexure.

perisinuitis (per"e-si-nu-i'tis). Inflammation of the tissues around a sinus.

perisinuous (per-is-in'u-us). Situated around a venous sinus.

perisinusitis (per-e-si-nu-si'tis). Same as *perisinuitis*.

perispermatitis (per"e-sper-mat-i'tis). Inflammation of the tissues about the spermatic cord. **p. sero'sa**, encysted hydrocele of the cord.

perisphere (per'e-spēr). The outer region of the aster in nerve-cells

perisplanchnic (per-e-splank'nik) [Gr. *περί* around + *σπλάγχνον* viscus]. Around a viscus or the viscera.

perisplanchnitis (per'e-splank-ni'tis) Inflammation around the viscera, perivisceritis.

perisplenic (per-e-splen'ik). Occurring around the spleen.

perisplenitis (per"is-ple-ni'tis) [Gr *περί* around + *σπλήν* spleen]. Inflammation of the peritoneal coat of the spleen and of the structures around it. **p. cartilagin'ea**, inflammatory overgrowth of the capsule of the spleen, causing a thickening of cartilaginous hardness.

perispondylic (per-e-spon-dil'ik). Around a vertebra.

perispondylitis (per"is-pon-dil-i'tis) [Gr. *περί* around + *σπόνδυλος* vertebra]. Inflammation of the parts around a vertebra.

Perisporiacea (per-e-spo-re-a'se-a). A family of the Ascomycetes including the penicillium and aspergillus molds.

perissad (per-is'ad). Any element or radical with an odd-numbered valence.

peristalsis (per-is-tal'sis) [Gr. *περί* around + *στάλσις* contraction]. The worm-like movement by which the alimentary canal propels its contents. It consists of a wave of contraction passing along the tube. A similar form of contraction is seen in other tubes that are provided with both longitudinal and circular muscular fibers. **mass p.**, strong peristaltic movements, which last only a few seconds, but move the intestinal contents from one section of the colon to another. **reversed p.**, that which impels the contents of the intestine cephalad.

peristaltic (per-is-tal'tik). Of the nature of peristalsis.

peristaltin (per-e-stal'tin). A glucosid, $C_{14}H_{18}O_8$, of cascara sagrada.

peristaphyline (per-is-taf'il-in) [Gr. *περί* around + *σταφυλή* uvula]. Situated around the uvula.

peristaphylitis (per"e-staf-il-i'tis). Inflammation of the tissues about the uvula.

peristole (per-is'to-le) [Gr. *περί* around + *στέλλειν* to place]. The capacity of the stomach wall to surround or grasp its contents following the ingestion of food.

peristolic (per-e-stol'ik). Pertaining to peristole.

peristoma (per-is'to-ma). Peristome.

peristomal, peristomatous (per'e-sto-mal, per-is-tom'a-tus) [Gr. *περί* around + *στόμα* mouth]. Around the mouth.

peristome (per'is-tōm) [See *peristomal*]. A groove running from the cytosome in certain protozoa.

peristrumitis (per"e-stru-mi'tis). Inflammation extending from an inflamed goiter to the surrounding structures.

peristrumous (per-e-stru'mus). Around or near a goiter.

perisynovial (per"e-si-no've-al). Around a synovial structure.

perisystole (per-e-sis'to-le) [Gr. *περί* about + *systole*]. The pause after the diastole and before the systole.

perisystolic (per"e-sis-tol'ik). Presystolic.

peritectomy (per-it-ek'to-me) [Gr *περί* around + *ἐκτομή* excision] Excision of a ring of conjunction around and very near the cornea, followed by cauterization of the trench thus made: done for pannus

peritendineum (per"e-ten-din'e-um). The sheath of a tendon.

peritendinitis (per"e-ten-din-i'tis). Inflammation of a tendon-sheath. **p. sero'sa.** Same as *ganglion* (2d def.).

peritenon (per-e-te'non) [Gr. *περί* around + *τενών* tendon]. The connective-tissue structures associated with a tendon.

perithecium (per-ith-e'se-um) [Gr. *περί* around + *θήκη* cover]. A cup or flask-shaped envelope enclosing the fructification of certain fungi and molds.

perithelial (per-e-the'le-al). Pertaining to the perithelium.

perithelioma (per"e-the-le-o'mah). A tumor of the perithelium; a form of tumor appearing to spring from the adventitia of the blood-vessels, especially of the brain.

perithelium (per-e-the'le-um) [Gr. *περί* around + *θηλή* nipple]. The layer of cells and fibrils that surrounds the capillaries and smaller vessels. **Eberth's p.**, a partial layer of cells on the external surface of the capillaries.

perithoracic (per"e-tho-ras'ik). Surrounding the thorax.

perithyreoiditis (per"e-thi-re-oi-di'tis). Perithyroiditis.

perithyroiditis (per"e-thi-roid-i'tis). Inflammation of the capsule of the thyroid body.

peritomist (per-it'o-mist). 1. A circumciser. 2. A performer of peritomy of any kind.

peritomize (per-it'o-mīz). To perform the operation of peritomy upon.

peritomy (per-it'o-me) [Gr. *περί* around + *τομή* cut]. 1. The treatment of pannus by the removal of a circular strip of the conjunctiva from around the cornea. 2. Circumcision.

peritoneal (per-it-o-ne'al). Pertaining to the peritoneum.

peritonealgia (per"it-o-ne-al'je-ah) [*peritoneum* + Gr. *ἄλγος* pain]. Pain in the peritoneum.

peritoneocentesis (per-it-o"ne-o-sen-te'sis) [*peritoneum* + Gr. *κέντησις* puncture]. Puncture of the peritoneal cavity for the purpose of obtaining fluid.

peritoneoclysis (per-it-o"ne-o-kli'sis). Injection of water or nutrient fluids into the peritoneal cavity in anemia or the algid stage of cholera (Sir B. W. Richardson, 1854).

peritoneomuscular (per-it-o-ne"o-mus'ku-lar). Pertaining to or composed of peritoneum and muscle.

peritoneopathy (per-it-o-ne-op'ath-e) [*peritoneum* + Gr. *πάθος* disease]. Any disease of the peritoneum.

peritoneopericardial (per-it-o-ne"o-per-e-kar'de-al). Pertaining to the peritoneum and pericardium.

peritoneopexy (per-it-o'ne-o-peks-e) [*peritoneum* + Gr. *πῆξις* fixation]. Fixation of the uterus by the vaginal route.

peritoneoplasty (per-it-o'ne-o-plas-te) [*peritoneum* + Gr. *πλάσσειν* to form]. The operation of covering abraded areas with peritoneum.

peritoneoscope (per-it-o'ne-o-skōp). An instrument for performing peritoneoscopy.

peritoneoscopy (per-it-o-ne-os'ko-pe) [*peritoneum* + Gr. *σκοπεῖν* to view]. Examination of the peritoneum by an instrument inserted through the abdominal wall.

peritoneotomy (per"it-o-ne-ot'o-me) [*peritoneum* + Gr. *τομή* cut]. Incision into the peritoneum.

peritoneum (per"it-o-ne'um) [L *peritonæ'um*; Gr. *περιτόναιον*, *περί* around + *τείνειν* to stretch]. The serous membrane which lines the abdominal walls (*parietal p*) and invests the contained viscera. It is a strong, colorless membrane, with a smooth surface, and forms a closed sac except in the female, in whom it is continuous with the mucous membrane of the fallopian tubes. **parietal p.**, that which lines the abdominal and pelvic walls and the under surface of the diaphragm. **visceral p.**, that reflected at various places over the viscera, forming a complete covering for the stomach, spleen, liver, ascending portion of the duodenum, jejunum, ileum, transverse colon, sigmoid flexure, upper end of rectum, uterus, ovaries; it also partially covers the descending and transverse portions of the duodenum, the cecum, ascending and descending colon, the middle part of the rectum, the posterior wall of the bladder, and the upper portion of the vagina. The peritoneum serves to hold the viscera in position by its folds, some of which form the *mesenteries*, which connect portions of the intestine with the posterior abdominal wall, others, the *omenta*, folds attached to the stomach; and still others, the *ligaments* of the liver, spleen, stomach, kidneys, bladder, and uterus. The space between the visceral and parietal peritoneums is the *peritoneal cavity*, which consists of the *pelvic peritoneal cavity* below and the *general peritoneal cavity* above. The general peritoneal cavity communicates by the foramen of Winslow with the cavity of the great omentum, which is also known as the *lesser peritoneal cavity*.

peritonism (per'it-o-nizm). A condition of shock simulating peritonitis, but without inflammation of the peritoneum.

peritonitis (per"it-o-ni'tis). Inflammation of the peritoneum; a condition marked by exudations in the peritoneum of serum, fibrin, cells, and pus. It is attended by abdominal pain and tenderness, constipation, vomiting, and moderate fever. **adhesive p.**, that which is characterized by adhesions between the visceral and parietal layers. **biliary p.** See *choleperitoneum*. **circumscribed p.**, that which is limited to a portion of the peritoneum. **p. defor'mans**, chronic peritonitis producing shortening of the mesentery so that the intestines are drawn up in loops toward the spine. **diaphragmatic p.**, that which affects the under, or peritoneal, surface of the diaphragm. **diffuse p., general p.**, that which is not localized. **encysted p.**, peritonitis in which there is a collection of pus or serum inclosed by adhesions. **fibrocaseous p.**, tubercular peritonitis with fibrous and caseous degeneration. **general p.**, inflammation of the greater part of the peritoneum. **hemorrhagic p.**, that which is attended with hemorrhagic effusion. **localized p.** Same as *circumscribed p.* **pelvic p.**, perimetritis; peritonitis situated in the pelvis. **puerperal p.**, that which occurs in childbed. **septic p.**, that which is due to a pyogenic microörganism. **serous p.**, that which is attended with a copious liquid exudation. **silent p.**, acute peritonitis which causes sudden death without betraying its presence by any symptoms. **terminal p.**, primary peritonitis in the late stages of a wasting disease. **traumatic p.**, simple acute peritonitis due to traumatism or injury. **tuberculous p.**, that which accompanies tuberculosis of the peritoneum.

peritonization (per"it-o-niz-a'shun). The operation of covering an injured surface of an abdominal organ with peritoneum; peritoneoplasty.

peritonize (per'it-o-nīz). To cover with peritoneum.

peritonsillar (per-e-ton'sil-ar). Situated around or near a tonsil.

peritonsillitis (per"it-on-sil-i'tis). Inflammation of the peritonsillar tissues.

peritracheal (per-e-tra'ke-al). Situated around the trachea.

Peritricha (per-it'rik-ah) [Gr. *περί* around + *θρίξ* hair]. A group of bacteria including those forms which are surrounded by flagella.

peritrichal, peritrichic, peritrichous (per-it'rik-al, per-e-trik'ik, per-it'rik-us) [Gr. *περί* around + *θρίξ* hair]. Having flagella distributed over the whole surface: said of microorganisms.

peritrochanteric (per"e-tro-kan-ter'ik). Situated about a trochanter.

perityphlic (per-e-tif'lik) [Gr. *περί* around + *τύφλον* cecum]. Around the cecum.

perityphlitis (per"e-tif-li'tis) [Gr. *περί* around + *τυφλός* blind + *-ιτις* inflammation]. Inflammation of the peritoneum surrounding the cecum; appendicitis. **p. actinomycot'ica**, actinomycosis whose principal seat is pericecal.

periumbilical (per"e-um-bil'ik-al). Situated around the umbilicus.

periungual (per-e-ung'-wal). Around the nail.

periureteric (per"e-u-re-ter'ik). About the ureter.

periureteritis (per-e-u"re-ter-i'tis) [Gr. *περί* around + *οὐρητήρ* ureter + *-ιτις* inflammation]. Inflammation of the tissues around a ureter.

periurethral (per"e-u-re'thral). Occurring around the urethra.

periurethritis (per"e-u-re-thri'tis) [Gr. *περί* around + *οὐρήθρα* urethra + *-ιτις* inflammation]. Inflammation of the tissues around the urethra.

periuterine (per-e-u'ter-in). Situated around the uterus.

periuvular (per-e-u'vu-lar). Around the uvula.

perivaginal (per-e-vaj'in-al). Around the vagina.

perivaginitis (per"e-vaj-in-i'tis). Same as *pericolpilis*.

perivascular (per-e-vas'ku-lar). Situated around a vessel.

perivasculitis (per"e-vas-ku-li'tis). Inflammation of a perivascular sheath.

perivenous (per-e-ve'nus). Around a vein.

perivertebral (per-e-ver'te-bral). Surrounding a vertebra.

perivesical (per-e-ves'ik-al) [Gr. *περί* around + L. *vesi'ca* bladder]. Occurring around the bladder.

perivisceral (per-e-vis'er-al). Occurring around a viscus or the viscera.

perivisceritis (per"e-vis-er-i'tis). Inflammation around a viscus or around the viscera.

perivitelline (per-e-vit-el'in). Situated around a vitellus or yolk.

perixenitis (per-e-zen-i'tis) [Gr. *περί* around + *ξένος* strange]. Inflammation occurring around a foreign body in a tissue or organ.

perkinism, perkinsism (per'kin-izm, per'kin-sizm) [Elisha *Perkins*, of Norwich, Connecticut, 1740–1799]. An obsolete form of metallotherapy; the therapeutic use of metallic tractors.

Perkins's tractor. See *perkinism* and *tractor*.

perlèche (per-lesh') [Fr.]. A contagious microbic disease attacking the labial commissures of children causing them to lick their lips and resulting in a thickening and desquamation of the epithelium at the corners of the mouth. Sometimes smarting fissures are formed.

Perles's bodies and **test** (per'lāz) [Max *Perles*, German pathologist, 1843–1881]. See *body*, *tests*.

Perlia's nucleus (per'le-ahz) [Richard *Perlia*, contemporary German oculist]. See *nucleus*.

perlingual (per-ling'wal) [L. *per* through + *lin'gua* tongue]. Through the tongue. The term is applied to the administration of medicines which are resorbed from the surface of the tongue.

perloid (per'loid). A proprietary form of capsule.

Perlsucht (perl'sookt) [German]. Tuberculosis of the mesentery and peritoneum in cattle

permanganate (per-man'gan-āt). Any salt of permanganic acid (q. v. under *acid*).

permeable (per'mē-ah-bl) [L. *per* through + *mea're* to pass]. Not impassable; pervious; that may be traversed.

permeability (per-me-a-bil'it-e) The property or state of being permeable **capillary p.**, in the reaction to non-specific protein therapy the endothelial cells of the capillaries become more permeable

permutit (per-mu'tit). An exchange silicate. A glass made by fusing felspar, kaolin, pearl ash, and soda. When crushed and placed in water it removes the calcium and magnesium from the water and gives up, "exchanges," sodium, thus softening the water. Its activity can be renewed by treating it with 10 per cent. sodium chlorid.

pernasal (per-na'sal) [L. *per* through + *na'sus* nose]. Performed through the nose.

pernicious (per-nish'us) [L. *pernicio'sus*]. Tending to a fatal issue.

pernio (per'ne-o). Latin for *chilblain*.

pero (pe'ro) [L. "a boot"]. The external layer of the olfactory lobe of the brain, giving rise to the olfactory nerves.

perobrachius (pe-ro-bra'ke-us) [Gr. *πηρός* maimed + *βραχίων* arm]. A fetus with deformed feet and arms.

perocephalus (pe-ro-sef'al-us) [Gr. *πηρός* maimed + *κεφαλή* head]. A monster-fetus with a deformed head.

perochirus (pe-ro-ki'rus) [Gr. *πηρός* maimed + *χείρ* hand]. A fetus with malformed hands.

perocormus (pe-ro-kor'mus) [Gr. *πηρός* maimed + *κορμός* body]. Perosomus

perodactylus (pe-ro-dak'til-us) [Gr. *πηρός* maimed + *δάκτυλος* finger]. A fetus with deformity of fingers or toes, or both, especially absence of one or more digits

perogen (per'o-jen). A preparation for making an oxygen bath, consisting of a catalyzer and sodium perborate wrapped separately. When the two substances are mixed in the bath-water, oxygen is liberated.

peromelus (pe-rom'el-us) [Gr. *πηρός* maimed + *μέλος* limb]. A fetus with malformed limbs.

peronæus, peroneus (per-o-ne'us) [Gr. *περόνη* pin]. See *muscles, table of*.

peronarthrosis (per"o-nar-thro'sis) [Gr. *περόνη* pin + *ἄρθρον* joint]. An articulation in which the surfaces are convex in one direction and concave in the other.

perone (per-o'ne) [Gr. *περόνη* brooch]. The fibula.

peroneal (per-o-ne'al) [Gr. *περόνη* pin]. Pertaining to the fibula.

peroneotibial (per-o-ne-o-tib'e-al). Pertaining to the fibula and tibia.

peronin (per'o-nin). A patented white powder, $C_6H_5CH_2.C(OH).C_{17}H_{17}NO.HCl$, a hydrochlorid of the benzyl ester of morphin. It is a narcotic, nearly free from the harmful effects of morphin: used in irritative coughs, as those of phthisis and bronchitis. Dose, ½–1 gr. (0.022–0.066 gm.).

Peronospora (per-o-nos'po-rah) [Gr. *περόνη* point + *σπόρος* seed]. A genus of mildew fungi. *P. ferra'ni* and *P. lu'tea* have been supposed to cause yellow fever.

pero-olfactorius (pe"ro-ol-fak-to're-us). The outer part of the olfactory bulb.

Per. op. emet. Abbreviation for L. *perac'ta opera'tio'ne emet'icus*, when the action of the emetic is over.

peropus (pe'ro-pus) [Gr. *πηρός* maimed + *πούς* foot]. A fetus with malformed limbs.

peroral (per-o'ral) [L. *per* through + *os*, *oris*, the mouth]. Performed through the mouth.

per os (per os) [L.]. By the mouth.

peroscols (per-os'kolz). An antiseptic liquid preparation of hydrogen dioxid, salicylic acid, etc.

perosomus (pe-ro-so'mus) [Gr. *πηρός* maimed + *σῶμα* body]. A monster-fetus with a body or trunk greatly deformed.

perosseous (per-os'e-us) [L. *per* through + *os* bone]. Transmitted through bone.

peroxid (per-oks'id). That oxid of any element which contains more oxygen than any other.

peroxidase (per-oks'id-ās). A substance (possibly an enzyme) which decomposes organic peroxids.

peroxol (per-oks'ol). Any compound of hydrogen dioxid with such a principle as menthol (forming menthoxol) or camphor (camphoxol).

peroxydase (per-ok'sid-ās). Same as *peroxidase*.

peroxydasis (per-ok-si-da'sis). The action produced by peroxydase.

peroxydol (per-ok'se-dol). Sodium perborate.

perplication (per-plik-a'shun) [L. *per* through + *plica're* to fold]. The closure of a divided vessel by drawing its bleeding end through an incision in its own wall

perpœna (per-pe'nah). A proprietary analgesic and antirheumatic agent; a white powder, said to be a coal-tar derivative. Dose, 5–10 gr. (0.3–0.6 gm.).

per primam (per pri'mam). See *per primam intentionem*.

per primam intentionem (per pri'mam in-ten-she-o'nem). Latin for *by first intention*.

per rectum (per rek'tum) [L.]. Through or by the rectum.

persalt (per'sawlt) A salt of a peracid; a salt the acid radical of which has a higher valence than the protosalt

per saltum (per sal'tum) [L.]. By leaps.

per secundam (per se-kun'dam). See *per secundam intentionem*.

per secundam intentionem (per se-kun'dam in-ten-she-o'nem). Latin for *by second intention*.

persensitized (per-sen'sit-īzd). See under *cell*.

perseveration (per-sev-er-a'shun). Persistence of one reply or one idea in response to various questions.

persio (per'se-o). Same as *cudbear*.

persodin (per-so'din). A proprietary preparation of sodium persulphate containing free sulphuric acid.

personal equation (per'so-nal). See *equation*.

personality (per-son-al'it-e). That which constitutes, distinguishes, and characterizes a person. **disordered p.**, a mental condition in which the patient thinks that he is some other person than himself. **multiple p.**, a mental state in which the patient seems to have a double or multiple consciousness, such personalities being usually separated from one another by complete amnesia. **psychopathic p.**, a hereditary tendency to mental disorder. **shut-in p.**, a personality which habitually responds inadequately to normal social appeal.

perspira'tio insensib'ilis. Insensible perspiration. See under *perspiration*

perspiration (per-spir-a'shun) [L. *perspira're* to breathe through]. 1. Sweating; the functional excretion of sweat. 2. Sweat. **insensible p.**, those gaseous emanations from the body which do not appear in the form of sensible sweat or moisture, such as gaseous productions arising from the lungs in exhalation and from the skin by vaporization. **sensible p.**, perspiration which appears as moisture upon the skin

perstriction (per-strik'shun). Ligation or compression of a blood-vessel for the arrest of hemorrhage.

persulphate (per-sul'fāt). A sulphate which contains more sulphuric acid than the ordinary sulphate.

persulphid (per-sul'fid). A sulphid which contains more sulphur than the ordinary sulphid.

per tertiam intentionem (per ter'she-am inten-she-o'nem). Latin for *by third intention.*

Perthes's disease (pār'tēz) [G. *Perthes*, German physician, 1869–1927]. Osteochondritis deformans juvenalis.

Pertik's diverticulum (per'tiks) [Otto *Pertik*, Hungarian physician, 1852–1913]. See *diverticulum.*

pertonal (per-to'nal). Acetyl-amido-ethoxy-benzene, recommended as an antipyretic less toxic and more effective than acetphenetidin.

per tubam (per tu'bam) [L.]. Through a tube: chiefly used of the eustachian tube.

pertussin (per-tus'in). A remedy for whooping-cough, asthma, bronchitis, etc.: a syrup prepared from the fluidextract of thyme.

pertussis (per-tus'is) [L. *per* intensive + *tus'sis* cough]. Same as *whooping-cough.*

peruanum (per-u-a'num). An element said to have been discovered in 1899 in a mineral from Peru.

perugen (per'u-jen). A proprietary preparation resembling balsam of Peru in appearance and action.

peruol (per'u-ol). A clear, odorless oil, benzyl benzoate, the most active element of balsam of Peru: used in scabies.

peruscabin (per-u-ska'bin). Benzoic acid benzyl ester, a crystalline compound, $C_6H_5.CH_2.O.CO.C_6H_5$: used along with 3 parts of castor oil in scabies.

peruvian bark (pe-ru've-an). See *Cinchona.* **p. balsam.** See *balsam of Peru.*

peruvin (pe-ru'vin). Cinnamic alcohol derived from peruvian balsam.

perversion (per-ver'shun) [L. *per* through + *ver'sio* a turning]. A turning aside from the normal course; a morbid alteration of function which may occur in emotional, intellectual, or volitional fields. **sexual p.**, any abnormality of the sexual instinct. A person with abnormal sexual instincts is called a *sexual pervert.*

pervert (per'vert). A perverted person; especially a *sexual p.*, or a person who indulges in unnatural sexual acts.

per vi'as natura'les. Latin for *by the natural ways.*

per vigilium (per vij-il'e-um) [L.]. Sleeplessness; insomnia.

pervious (per've-us) [L. *per'vius*]. Permeable; not impassable; that may be traversed.

pes (pēz), pl. *pe'des.* 1. Latin for *foot.* 2. The lower or anterior part of the crus cerebri. See *basis pedunculi.* **p. accesso'rius**, the eminentia collateralis. **p. anseri'nus**, the goose's foot; the terminal radiation of the facial nerve **p. calca'neus.** See *talipes calcaneus.* **p. ca'vus**, hollow foot; excessive curvature or hollowness of the sole of the foot. **p. corvi'nus**, the crow's foot; a set of wrinkles at the outer canthus of the eye. **p. equi'nus.** See *talipes equinus.* **p. febric'itans**, elephantiasis. **p. gi'gas**, macropodia. **p. hippocam'pi**, the lower end of the hippocampus major. **p. lemnis'ci**, a bundle of aberrant pyramidal fibers associated with the mesial fillet. **p. olfacto'rius**, the inner layer of the olfactory bulb. **p. pedun'culi.** See *basis pedunculi.* **p. pla'nus**, flat-foot; undue flatness of the sole and arch of the foot. **p. va'rus.** See *talipes varus.*

pessary (pes'ar-e) [L. *pessa'rium*]. 1. An instrument placed in the vagina to support the uterus or rectum. 2. A medicated vaginal suppository. **cup-p.**, a pessary the top of which has a cup-like shape to fit over the os uteri **Gariel's p.**, a hollow rubber pessary which can be inflated. **Gehrung p.**, a pessary for cystocele, being a Hodge pessary bent on itself so as to form a double horseshoe, one lever being a little shorter than the other. **Hodge's p.**, a pessary for retrodeviations of the uterus. **lever-p.**, a pessary which acts on the principle of the lever. **Menge's p.**, a ring-pessary with a fixed cross-bar holding a detachable stem. **ring-p.**, a round or ring-shaped pessary. **stem-p.**, a pessary with a stem for introduction into the uterine canal. **Zwanck's p.**, a pessary with two wings.

pessima (pes'im-ah). A skin disease characterized by papules and bordered with inflammatory patches.

pessimism (pes'im-izm) [L. *pes'simus* worst]. A morbid or insane disposition to put the worst construction upon everything. **therapeutic p.**, a tendency to undervalue the curative properties of drugs.

pessulum, pessum, pessus (pes'u-lum, pes'sum, pes'us) [Gr. πεσσόν, πεσσός pessary]. Latin names for a pessary.

pest (pest). Same as *plague.* **chicken p.**, fowl plague. **scratching p.**, Anjeszky's disease. **Siberian p.**, anthrax.

peste-boba (pes'ta-bo'bah). See *Trypanosoma venezuelense.*

pest-house (pest'hows). A hospital for persons with contagious diseases.

pesticemia, pesticæmia (pes-tis-e'me-ah) [L. *pes'tis* plague + Gr. αἷμα blood] 1. The presence of plague germs (*Pasteurella pestis*) in the blood. 2. Septicemic plague.

pestiferous (pes-tif'er-us) [L. *pestif'erus; pes'tis* plague + *fer're* to bear]. Causing or propagating a pestilence.

pestilence (pes'til-ens) [L. *pestilen'tia*]. Any virulent contagious or infectious epidemic disease; also an epidemic of such a disease.

pestilential (pes-til-en'shal). Of the nature of a pestilence; producing an epidemic disease.

pestis (pes'tis). Latin for *plague.* **p. ma'jor**, oriental plague of the usual form. **p. mi'nor**, a mild form of oriental plague.

pestle (pes'l) [L. *pestil'lum*]. An instrument for pounding drugs in a mortar.

pestology (pes-tol'o-je). The scientific study of pests.

petalobacteria (pet"al-o-bak-te're-ah) [Gr. πέταλον leaf + *bacteria*]. Bacteria which become so aggregated as to form thin pellicles.

petalococcus (pet"al-o-kok'us) [Gr. πέταλον leaf + κόκκος berry]. Any representative of a group of cocci which become so aggregated as to form thin pellicles.

petechia (pe-te'ke-ah) [L.]. A small spot formed by the effusion of blood, as in typhus or pur-

pura. The spots of typhoid are also sometimes called petechiæ.

petechial (pe-te'ke-al). Characterized by or of the nature of petechiæ.

Peters's ovum (pa'terz) [H. *Peters*, obstetrician in Vienna]. See *ovum*.

Petersen's bag (pa'ter-senz) [F. *Petersen*, surgeon in Kiel, born 1845]. See *bag*.

petiole (pet'e-ōl) [L. *peti'olus*, dim. of *pes* foot]. A stem, stalk, or pedicle.

petit mal (pet-e-mahl') [Fr. "little illness"]. A relatively mild form of epileptic attack. See *epilepsy*.

Petit's canal, triangle (ptēz) [1. François Pourfour du *Petit*, French anatomist and surgeon, 1664–1741. 2. Jean Louis *Petit*, French surgeon, 1674–1750]. See *canal, triangle*.

petits maux (pa-tet' mo') [Fr. "little pains"]. The slight pains preluding the beginning of labor.

petrifaction (pet-rif-ak'shun) [L. *pe'tra* stone + *fa'cere* to make]. Conversion into a stone-like substance.

Petri's dishes (pa'trēz) [R. J. *Petri*, German bacteriologist, 1852–1922]. Shallow glass dishes for use in bacteriologic work.

pétrissage (pa-trēs-sahzh') [Fr.]. A kneading action in massage.

petroccipital (pet-rok-sip'et-al). Petro-occipital

petrochondrin (pet-ro-kon'drin). A proprietary preparation of mineral oil and Irish moss, used in constipation

petrogen (pet'ro-jen). A proprietary mineral oil preparation which forms an emulsion with water and is used as a vehicle for various remedies.

petrogenous (pet-roj'en-us) [L. *pe'tra* rock + Gr. γεννᾶν to produce]. Derived from rocks; a term applied to the hypothesis that endemic goiter is caused by waters impregnated from certain geologic formations.

petrohol (pet'ro-hol). A trade name for isopropyl alcohol.

petrolagar (pet-rōl-ag'ar). A mixture of 65 c.c. of liquid petrolatum, 10 gm. of agar, 1 gm. of sodium benzoate, 2 gm of sugar and water to make 100 c.c. It is given to promote peristalsis. Dose, 4 fl.dr. (15 c c)

petrolate (pet'ro-lāt). Same as *petrolatum*.

petrolatoma (pet-ro-la-to'mah). A tumor developing consecutive to injection of liquid petrolatum.

petrolatum (pet-ro-la'tum) [L.]. A yellowish ointment-like substance, a mixture of hydrocarbons of the methane series obtained by distilling off the more volatile portions of petroleum. It is used as a basis for ointments and as a soothing application to the skin. Called also *paraffin, cosmolin, vaselin*, and *petroleum jelly*. **p. al'bum**, white petrolatum. Petrolatum which by care in preparation is kept white in color. **p. liq'uidum**, liquid paraffin. **p. mol'le, p. spis'sum**, soft petrolatum: petroleum jelly, duroleum, vaselin, or cosmolin. **p. sapona'tum liq'uidum**, a preparation made by shaking together liquid paraffin 10 parts, oleic acid 5 parts, and spirit of ammonia 2½ parts· used as a solvent for iodin, phenol, etc. Called also *liquid petrox*. **p. sapona'tum spis'sum**, a mixture of oleic acid 5 parts, spirit of ammonia 2½ parts, and enough paraffin to make 100 parts: used as a vehicle for iodin, phenol, etc. Called also *solid petrox*.

petroleum (pe-tro'le-um) [L. *pe'tra* stone + *o'leum* oil]. A thick natural oil obtained from wells and springs especially dug in the earth. It consists of a mixture of various hydrocarbons of the paraffin and olefin series. It has been used as an expectorant, diaphoretic, and vermifuge; also in skin diseases, etc. Dose, 5–10 min. (0.33–0.66 c.c.).

petrolin (pet'ro-lin). A variety of paraffin from petroleum.

petrolisation (pet-rol-i-za'shun). The spreading of petroleum on water for the purpose of destroying mosquito larvæ therein.

petromastoid (pe-tro-mas'toid) [*petrous* + *mastoid*]. 1. Pertaining to the petrous and mastoid bones. 2. The periotic bone.

petromortis (pet-ro-mor'tis). See *garage poisoning*, under *poisoning*.

petro-occipital (pe"tro-ok-sip'it-al). Pertaining to the petrous and occipital bones.

petropharyngeus (pet"ro-far-in'je-us). An occasional muscle arising from the lower surface of the petrous portion of the temporal bone and inserted into the pharynx.

petrosa (pe-tro'sah) [L. "stony"]. The petrous portion of the temporal bone.

petrosal (pe-tro'sal). Pertaining to the petrous portion of the temporal bone.

petrosalpingostaphylinus (pe"tro-sal-pin"go-staf-il-i'nus) [Gr. πέτρα stone (petrous) + σάλπιγξ tube + σταφυλή uvula]. The levator palati muscle.

Petroselinum (pe"tro-sel-i'num) [L; Gr. πέτρα stone + σέλινον parsley]. A genus of umbelliferous plants. See *parsley*.

petrosomastoid (pe-tro-so-mas'toid). Same as *petromastoid*.

petrosphenoid (pe-tro-sfē'noid). Pertaining to the sphenoid bone and the petrous portion of the temporal bone.

petrosphere (pet'ro-sfēr). The solid structure of the earth as distinguished from the atmosphere and the aquasphere.

petrosquamosal, petrosquamous (pe"tro-skwa-mo'sal, pe-tro-skwa'mus). Pertaining to the petrous and the squamous portions of the temporal bone.

petrostaphylinus (pet"ro-staf-il-i'nus). The levator palati. See *muscles, table of*.

petrosulfol (pe-tro-sul'fol). A proprietary artificial ichthyol prepared from petroleum and sulphur. In the treatment of skin diseases its action is similar to that of ichthyol.

petrous (pe'trus) [L. *petro'sus*]. Resembling a rock or stone. **p. bone**, the petrosa, or petrous portion of the temporal bone.

petrox (pe'trox). See *petrolatum saponatum*.

petroxolin (pet-rok'so-lin). Petrolatum saponatum.

Petruschky's litmus whey (pe-trush'kéz) [Johann *Petruschky*, German bacteriologist, born 1863]. See *whey*.

Pettenkofer's test (pet'en-kof-erz) [Max von *Pettenkofer*, chemist in Munich, 1818–1901]. See *tests*.

Petzetaki's reaction or **test** (pet-za-tah'kēz). See under *tests*.

Peucedanum (pu-sed'a-num). See *oroselinum*.

pexin (peks'in) [Gr. πῆξις fixation]. Same as *lab*.

pexinogen (peks-in'o-jen) [*pexin* + Gr. γεν to produce]. Same as *renninogen*.

Peyer's glands, patches (pi'erz) [Johann Conrad *Peyer*, Swiss anatomist, 1653–1712]. See *gland, patch*.

Peyrot's thorax (pa-rōz') [Jean Joseph *Peyrot*, surgeon in Paris, 1843–1918]. See *thorax*.

Pfannenstiel's incision (fan'en-stēl) [gynecologist in Breslau, 1862–1909]. See *incision*.

Pfaundler's reaction (pfownd'lerz) [Meinhard *Pfaundler*, German physician, born 1872]. Mandelbaum's reaction. See under *reaction*.

Pfeifer's disease (fi'ferz) [Emil *Pfeifer*, contemporary German physician]. See *disease*.

Pfeifferella (fi-fer-el'ah) [named after Richard F. J. *Pfeiffer*]. A genus of Mycobacteriaceæ. They are non-motile, Gram-negative rods and produce a characteristically honey-like growth on potato.

P. mal'lei, the organism causing glanders in horses and in man. It is a small rod with rounded ends which is usually identified by the Strauss reaction, q. v., and by agglutination.

Pfeiffer's bacillus, phenomenon (fi'ferz) [Richard Friedrich Johannes *Pfeiffer*, bacteriologist in Breslau, born 1858]. See *bacillus* and *phenomenon*.

Pferderpest (pfer'der-pest) [Ger.]. See *horse-sickness*.

Pflüger's law (fle'gerz) [Eduard Friedrich Wilhelm *Pflüger*, physiologist in Bonn, 1829–1910]. See *law*.

Pfropfhebephrenia (pfropf'he-be-fre'ne-ah) [Ger.]. See *grafted hebephrenia*, under *hebephrenia*.

Pfuhl's sign (pfoolz) [Edward *Pfuhl*, German physician, born 1852]. See under *sign*.

P. G. Abbreviation of *Pharmacopœia Germanica*, German Pharmacopeia.

PH or **PH.** The symbol commonly used in expressing hydrogen-ion concentration. It signifies the logarithm of the reciprocal of the hydrogen-ion concentration expressed as a power of ten.

phacitis (fa-si'tis). Same as *phakitis*.

phaco-anaphylaxis (fa"ko-an-if-al-ak'sis) [Gr. φακός lens + *anaphylaxis*]. Anaphylaxis or hypersensitiveness to protein of the crystalline lens.

phacocele (fa'ko-sēl) [Gr. φακός lens + κήλη hernia]. The escape of the eye-lens from its proper place; a displaced eye-lens.

phacocyst (fa'ko-sist) [Gr. φακός lens + κύστις bladder]. The capsule of the lens.

phacocystectomy (fak"o-sis-tek'to-me) [Gr. φακός lens + κύστις bladder + ἐκτομή excision]. Excision of a portion of the capsule of the lens for cataract.

phacocystitis (fak"o-sis-ti'tis) [Gr. φακός lens + κύστις bladder + -ιτις inflammation]. Inflammation of the capsule of the crystalline lens.

phaco-eresis (fak-o-er-e'sis) [Gr. φακός lens + ερησις removal]. Removal of the lens in cataract by means of suction with an instrument known as eresiphake Called also *Barraquer's method*

phacoglaucoma (fa"ko-glaw-ko'mah) [Gr. φακός lens + *glaucoma*]. The structural changes in the lens produced by glaucoma.

phacoid (fak'oid) [Gr φακός lens + εἶδος form]. Shaped like a lens or a lentil.

phacoidoscope (fa-koid'os-kōp) [Gr. φακός lens + εἶδος form + σκοπεῖν to see]. Same as *phacoscope*.

phacolysis (fa-kol'is-is). Same as *phakolysis*.

phacomalacia (fa"ko-mal-a'she-ah) [Gr. φακός lens + μαλακία softness]. Softening of the lens; a soft cataract.

phacometachoresis (fa"ko-met-ah-ko-re'sis) [Gr. φακός lens + μεταχώρησις displacement]. Displacement of the eye-lens.

phacometecesis (fa"ko-met-es-e'sis) [Gr. φακός lentil + μετοίκησις migration]. Same as *phacometachoresis*.

phacometer (fak-om'et-er) [Gr. φακός lens + μέτρον measure]. An instrument for measuring the refractive power of lenses.

phacoplanesis (fa"ko-plan-e'sis) [Gr. φακός lens + πλάνησις wandering]. Wandering lens; preternatural mobility of the eye-lens.

phacosclerosis (fa"ko-skle-ro'sis) [Gr. φακός lens + σκληρός hard]. Hardening of the eye-lens; a hard cataract.

phacoscope (fa'ko-skōp) [Gr. φακός lens + σκοπεῖν to view]. An instrument for viewing accommodative changes of the eye-lens.

phacoscotasmus (fa"ko-sko-taz'mus) [Gr. φακός lens + σκοτασμός a clouding]. The clouding of the lens of the eye.

phacotherapy (fak-o-ther'ap-e) [Gr. φακός lens + θεραπεία treatment]. Heliotherapy.

phacozymase (fak-o-zi'mās). A ferment from an aqueous extract of the crystalline lens.

phæochrome (fe-o'krōm). See *pheochrome*.

phagedena, phagedæna (faj-e-de'nah) [Gr. φαγέδαινα; φαγεῖν to eat]. Rapidly spreading and sloughing ulceration. **sloughing p.,** hospital gangrene. **tropical p.,** an infectious phagedena occurring in the tropics in repeated attacks. It sometimes results in a chronic atonic ulcer.

phagedenic (faj-e-den'ik) [Gr. φαγεδαινικός]. Rapidly spreading and eating; like phagedena.

phagedenoma, phagedænoma (faj"ed-en-o-mah) [Gr. φαγεδαίνωμα]. A phagedenic ulcer.

phagmesis (fag-me'sis). Presence of feathers instead of hairs.

phagocaryosis (fag"o-kar-e-o'sis). Phagokaryosis

phagocytable (fag'o-sīt-ab-l). Capable of being subject to phagocytosis.

phagocyte (fag'o-sīt) [Gr. φαγεῖν to eat + κύτος cell]. Any cell that destroys microörganisms or harmful cells by enveloping and absorbing them Phagocytes are either fixed (endothelial cells, etc. or free (leukocytes). The two forms of leukocytes which are phagocytic are the large lymphocyte (*macrophage*) and the polymorphonuclear leukocyte (*microphage*). **educated p.** See *educated corpuscle*, under *corpuscle*. **endothelial p.** See *endotheliocyte*. **globuliferous p.,** one which takes up the blood-corpuscles. **melaniferous p.,** one which takes up the blood-pigment.

phagocytic (fag-o-sit'ik). Pertaining to or produced by phagocytes.

phagocytin (fag-o-si'tin). A proprietary preparation of nucleic acid employed in septic and venereal infections (Rosenberg).

phagocytoblast (fag-o-si'to-blast) [*phagocyte* + Gr. βλαστός germ]. A cell which gives rise to phagocytes.

phagocytolysis (fag-o-si-tol'is-is). Destruction of phagocytes; also destruction of the phagocytic power of leukocytes.

phagocytolytic (fag-o-si-to-lit'ik). Pertaining to phagocytolysis.

phagocytose (fag-o-si'tōs). To envelop and destroy bacteria and other foreign bodies.

phagocytosis (fag"o-si-to'sis). The destruction of microorganisms and injurious cells by phagocytes. **induced p.,** phagocytosis aided by subjecting bacteria to the action of blood-serum **spontaneous p.,** phagocytosis of bacteria taking place in an indifferent medium.

phagodynamometer (fag"o-di-nam-om'et-er) [Gr φαγεῖν to eat + δύναμις force + μέτρον measure. An apparatus for measuring the force exerted in chewing food.

phagokaryosis (fag"o-kar-e-o'sis) [Gr. φαγεῖν to eat + κάρυον nucleus]. Phagocytic action on the part of the cell-nucleus.

phagolysis (fag-ol'is-is) [Gr. φαγεῖν to eat + λύσις solution]. The destruction of phagocytes by bacteria.

phagolytic (fag-o-lit'ik). Pertaining to phagolysis

phagomania (fag-o-ma'ne-ah) [Gr. φαγεῖν to eat + μανία madness]. Insanity characterized by insatiable hunger.

phagopyrism, phagopyrismus (fag-o-pi'rizm fag"o-pi-riz'mus) [Gr. φαγεῖν to eat + πῦρ fever] A condition of hypersensitiveness to certain foods such as pork, buckwheat, oysters, cheese, etc. causing symptoms of mild poisoning on the ingestion of such foods.

phagopyrosis (fag"o-pi-ro'sis). Pyrosis following eating.

phagotherapy (fag-o-ther'ap-e) [Gr. φαγεῖν to eat + θεραπεία treatment]. Treatment by feeding.

phagotoxin (fag-o-tok'sin). A proprietary saturated aqueous solution of oxygen: used in treating burns, boils, etc.

phakitis (fa-ki'tis) [Gr. φακός lens + -ιτις inflammation]. Inflammation of the eye-lens.

phakolysis (fak-ol'is-is) [Gr. *φακός* lens + *λύσις* destruction]. Discission of the crystalline lens, followed by extraction. An operation for the relief of high myopia.

phakometer (fak-om'et-er). See *phacometer*.

phakoscope (fa'ko-skōp) [Gr. *φακός* lentil + *σκοπεῖν* to view]. See *phacoscope*.

phalacrosis (fal-ak-ro'sis) [Gr. *φαλάκρωσις* baldness] Same as *alopecia*.

phalangeal (fa-lan'je-al). Pertaining to a phalanx.

phalanges (fa-lan'jēz). Plural of *phalanx*. **Deiters' p.**, modified cuticular plates forming the ends of sustentacular epithelial cells of the reticular membrane of the organ of Corti.

phalangette (fal-an-jet'). The distal phalanx. **drop p.**, dropping of the distal phalanx and loss of power to extend it when the hand is prone.

phalangitis (fal-an-ji'tis) [Gr. *φάλαγξ* phalanx]. Inflammation of one or more phalanges.

phalangization (fal-an-jiz-a'shun). The formation of a stump which will serve as a finger.

phalanx (fa'lanks), pl. *phalan'ges* [Gr. *φάλαγξ*]. 1. Any bone of a finger or toe. 2. Any one of a set of plates disposed in rows which makes up the lamina reticularis. **ungual p.**, the terminal phalanx of a finger or toe.

phallalgia (fal-al'je-ah)[Gr. *φαλλός* penis + *ἄλγος* pain]. Pain in the penis.

phallaneurysm (fal-an'u-rizm) [Gr. *φαλλός* penis + *ἀνεύρυσμα* aneurysm]. Aneurysm of the penis.

phallic (fal'ik) [Gr. *φαλλικός*]. Pertaining to the penis.

phalliform (fal'if-orm) [*phallus* + L. *for'ma* form]. Shaped like the phallus or penis.

phallin (fal'in) A deadly toxalbumin from *Amani'ta phalloi'des*. It breaks up red blood-corpuscles and expels the blood-serum from the bowels. There is no known antidote except the transfusion of fresh blood or of a salt solution.

phallitis (fal-i'tis) [Gr. *φαλλός* penis + *-ιτις* inflammation] Inflammation of the penis.

phallocampsis (fal-o-kamp'sis) [Gr. *φαλλός* penis + *κάμψις* bending]. Curvature of the penis when erect

phallocrypsis (fal-o-krip'sis) [Gr. *φαλλός* penis + *κρύψις* hiding] Retraction of the penis.

phallodynia (fal-o-din'e-ah) [Gr. *φαλλός* penis + *ὀδύνη* pain]. Pain in the penis.

phalloid (fal'oid) [Gr. *φαλλός* penis + *εἶδος* form] Resembling a penis.

phalloncus (fal-ong'kus) [Gr. *φαλλός* penis + *ὄγκος* tumor]. A morbid swelling or tumor of the penis.

phalloplasty (fal'o-plas-te) [Gr. *φαλλός* penis + *πλάσσειν* to shape]. The plastic surgery of the penis.

phallorrhagia (fal-o-ra'je-ah) [Gr. *φαλλός* penis + *ῥηγνύναι* to burst forth]. Hemorrhage from the penis.

phallus (fal'us) [Gr. *φαλλός*]. The penis.

phan (fan) [Gr. *φανερός* evident]. The external manifestation or expression of a physical character. Cf. *gen*.

phanerogenetic, phanerogenic (fan"er-o-jen-et'ik, -jen'ik) [Gr. *φανερός* evident + *γεννᾶν* to cause] Having a known cause. Cf. *cryptogenetic*.

phaneromania (fan"er-o-ma'ne-ah) [Gr. *φανερός* evident + *μανία* madness]. An obsession of abnormal and persistent attention to some exterior growth, as a wart; nail-biting is an example.

phaneroscope (fan-er'os-kōp) [Gr. *φανερός* evident + *σκοπεῖν* to see]. An instrument for illuminating the skin and rendering it translucent.

phaneroscopy (fan-er-os'ko-pe). The examination of the skin by the phaneroscope.

phanerosis (fan-er-o'sis) [Gr. *φανερός* evident]. The act of becoming visible; the setting free of a substance which has previously been undemonstrable, owing to its being held in combination.

phanic (fan'ik) [Gr. *φανεῖν* to appear]. Apparent, visible.

phantasia (fan-ta'ze-ah) [Gr. *φαντασία* appearance]. An imaginary or illusory appearance.

phantasm (fan'tazm) [Gr. *φάντασμα* appearance]. An optical illusion; a vision resulting from disease.

phantasmatology (fan"taz-mat-ol'o-je) [Gr. *φάντασμα* phantom + *λόγος* discourse]. The sum of what is known regarding apparitions and phantasms.

phantasmatomoria (fan-taz"mat-o-mo're-ah) [Gr. *φάντασμα* image + *μορία* folly]. Childishness or dementia with absurd delusions.

phantasmology (fan-taz-mol'o-je). Phantasmatology.

phantasmoscopia (fan"taz-mo-sko'pe-ah) [Gr. *φάντασμα* image + *σκοπεῖν* to view]. The seeing of insane or delirious phantasms.

phantom (fan'tum) [Gr. *φάντασμα*]. 1. A phantasm. 2. A model of the body or of a part thereof. **Schultze's p.**, a model of the female pelvis used in teaching obstetrics

phaochrome (fa'o-krōm) See *pheochrome*.

phar., pharm. Abbreviations for *pharmacy*, *pharmaceutic*, and *pharmacopeia*.

Phar. B. Abbreviation for *Pharmaciæ Baccalaureus*, Bachelor of Pharmacy.

Phar. C. Abbreviation for *Pharmaceutical Chemist*.

Phar. D. Abbreviation for *Pharmaciæ Doctor*, Doctor of Pharmacy.

Phar. G. Abbreviation for *Graduate in Pharmacy*.

Phar. M. Abbreviation for *Pharmaciæ Magister*, Master of Pharmacy.

pharmacal (far'mak-al). Pertaining to pharmacy.

pharmaceutic, pharmaceutical (far-mas-u'tik, far-mas-u'tik-al) [Gr. *φαρμακευτικός*]. Pertaining to pharmacy or to drugs.

pharmaceutics (far-mas-u'tiks). The art of the apothecary.

pharmaceutist (far-mas-u'tist). A pharmacist.

pharmacist (far'mas-ist). An apothecary or druggist.

pharmacodiagnosis (far"mak-o-di-ag-no'sis) [Gr. *φάρμακον* drug + *diagnosis*]. The employment of drugs in the diagnosis of disease.

pharmacodynamic (far"mak-o-di-nam'ik) [Gr. *φάρμακον* medicine + *δύναμις* power]. Pertaining to the effects of medicine.

pharmacodynamics (far"mak-o-di-nam'iks). The study of the action of medicines.

pharmaco-endocrinology (far"mak-o-en-do-krin-ol'o-je). The study of the influence of drugs on the activity of the ductless glands.

pharmacognostics (far-mak-og-nos'tiks). Pharmacognosy.

pharmacognosy (far-mak-og'no-se) [Gr. *φάρμακον* medicine + *γνῶσις* knowledge]. The study of crude medicines.

pharmacography (far-mak-og'rah-fe) [Gr. *φάρμακον* drug + *γράφειν* to write]. An account or written description of drugs.

pharmacologist (far-mak-ol'o-jist). One who makes a study of drugs, their nature and action.

pharmacology (far-mak-ol'o-je) [Gr. *φάρμακον* medicine + *λόγος* discourse]. The sum of knowledge regarding drugs; as now used the term is restricted to the study of the action of drugs, and in this sense it has the same meaning as *pharmacodynamics*.

pharmacomania (far"mak-o-ma'ne-ah) [Gr. *φάρμακον* drug + *μανία* madness]. Insane fondness for taking or administering medicines.

pharmaco-oryctology (far"mak-o-or-ik-tol'o-je) [Gr. *φάρμακον* drug + *ὀρυκτός* mineral + *λόγος* treatise]. Pharmaceutic mineralogy; the study of mineral drugs.

pharmacopedia, pharmacopedics (far"mak-o-pe'de-ah, far"mak-o-pe'diks) [Gr. *φάρμακον* drug + *παιδεία* instruction]. The science which deals with the properties and preparations of drugs.

pharmacopeia, pharmacopœia (far"mak-o-pe'-ah) [Gr. *φάρμακον* medicine + *ποιεῖν* to make]. An authoritative treatise on drugs and their preparations. The United States Pharmacopeia is revised and issued every ten years, under the supervision of a national committee.

pharmacopeial (far"mak-o-pe'al). Pertaining to or recognized by the pharmacopeia.

pharmacophobia (far"mak-o-fo'be-ah) [Gr. *φάρμακον* drug + *φόβος* fear]. Insane dread of drugs or medicines.

pharmacopsychosis (far"mak-o-si-ko'sis) [Gr. *φάρμακον* drug + *psychosis*]. Southard's term for any one of the group of mental diseases due to alcohol, drugs, or poisons.

pharmacotherapy (far"mak-o-ther'ap-e) [Gr. *φάρμακον* drug + *θεραπεία* treatment]. The treatment of disease by medicines.

pharmacy (far'mas-e) [Gr. *φάρμακον* medicine]. 1. The art of preparing and compounding medicines. 2. An apothecary's shop. **chemic p.** Same as *pharmaceutic chemistry*. **galenic p.**, the pharmacy of vegetable medicines.

pharyngalgia (far-in-gal'je-ah) [Gr. *φάρυγξ* pharynx + *ἄλγος* pain]. Pain in the pharynx.

pharyngeal (far-in'je-al) [L. *pharyn'geus*]. Pertaining to the pharynx.

pharyngectomy (far-in-jek'to-me) [Gr. *φάρυγξ* pharynx + *ἐκτομή* excision]. Surgical removal of a part of the pharynx.

pharyngemphraxis (far"in-jem-fraks'is) [Gr. *φάρυγξ* pharynx + *ἔμφραξις* stoppage]. Obstruction of the pharynx.

pharyngismus (far-in-jiz'mus). Muscular spasm of the pharynx.

pharyngitic (far-in-jit'ik). Affected with or of the nature of pharyngitis.

pharyngitis (far-in-ji'tis) [Gr. *φάρυγξ* pharynx]. Inflammation of the pharynx. **acute p.**, that which is due to cold and exposure. It is attended with pain in the throat, especially on swallowing, dryness, followed by moisture, of the pharynx, congestion of the mucous membrane, and fever. Called also *catarrhal p.* **atrophic p.**, a chronic pharyngitis which leads to wasting of the submucous tissue. **catarrhal p.** See *acute p.* **chronic p.**, that which results from repeated acute attacks or is due to tuberculosis or syphilis. It is attended with excessive secretion, and in the severe ulcerated varieties by pain and dysphagia. **croupous p.**, that which has the false membrane of true croup. **diphtheric p.**, diphtheria of the pharynx. **follicular p., glandular p.**, clergyman's sore throat with enlargement of the pharyngeal glands. **gangrenous p.**, a form characterized by gangrenous patches. **granular p.**, a chronic variety in which the mucous membrane becomes granular. **p. herpet'ica,** membranous or aphthous sore throat. A form of acute pharyngitis characterized by the formation of vesicles, which give place to excoriations. **hypertrophic p.**, a chronic form which leads to thickening of the submucous tissues. **membranous p.**, pharyngitis with a fibrinous exudate leading to the formation of a false membrane. **phlegmonous p.**, acute parenchymatous tonsillitis attended with the formation of abscesses. **p. sic'ca,** an atrophic pharyngitis in which the throat becomes dry. **p. ulcerosa,** ulcerated or hospital sore throat; pharyngitis ascribed to the breathing of vitiated air. It is attended with fever, pain, and prostration, and the formation of ulcers covered by a yellow, membrane-like deposit.

pharyngo-amygdalitis (far-ing"go-am-ig-dal-i'tis). Inflammation of the pharynx and tonsil.

pharyngocele (far-in'go-sēl) [Gr. *φάρυγξ* pharynx + *κήλη* hernia]. Hernial protrusion of a part of the pharynx; a hernial pouch or other cystic deformity of the pharynx.

pharyngoceratosis (far-ing"go-ser-at-o'sis). Pharyngokeratosis.

pharyngodynia (far-in-go-din'e-ah) [Gr. *φάρυγξ* pharynx + *ὀδύνη* pain]. Pain in the pharynx.

pharyngo-epiglottic, pharyngo-epiglottidean (far-ing"o-ep-e-glot'ik, -glot-id'e-an). Pertaining to the pharynx and epiglottis.

pharyngo-esophageal (far-ing"go-e-sof-a'je-al). Pertaining to the pharynx and esophagus.

pharyngoglossal (far-in-go-glos'al). Pertaining to the pharynx and the tongue.

pharyngoglossus (far-in-go-glos'us). The muscular fibers from the superior constrictor of the pharynx to the tongue.

pharyngokeratosis (far-in"go-ker-at-o'sis). Keratosis of the pharynx.

pharyngolaryngeal (far-in"go-lar-in'je-al). Pertaining to the pharynx and the larynx.

pharyngolaryngitis (far-in"go-lar-in-ji'tis) [Gr. *φάρυγξ* pharynx + *λάρυγξ* larynx]. Inflammation of the pharynx and the larynx.

pharyngolith (far-in'go-lith) [Gr. *φάρυγξ* pharynx + *λίθος* stone]. A concretion in the walls of the pharynx.

pharyngology (far-in-gol'o-je) [Gr. *φάρυγξ* pharynx + *λόγος* treatise]. The sum of what is known regarding the pharynx.

pharyngomaxillary (far-in"go-maks'il-a-re). Pertaining to the pharynx and the jaw.

pharyngomycosis (far-in"go-mi-ko'sis) [Gr. *φάρυγξ* pharynx + *μύκης* fungus]. Any bacterial disease of the pharynx.

pharyngonasal (far-in-go-na'sal). Pertaining to the pharynx and the nose.

pharyngo-oral (far-in-go-o'ral). Pertaining to the pharynx and the mouth.

pharyngopalatine (far-ing-o-pal'at-in). Pertaining to the pharynx and the palate.

pharyngoparalysis (far-ing"o-par-al'is-is) [*pharynx* + *paralysis*]. Paralysis of the pharyngeal muscles.

pharyngopathy (far-in-gop'ath-e) [*pharynx* + Gr. *πάθος* disease]. Disease of the pharynx.

pharyngoperistole (far-in-go-per-is'to-le) [*pharynx* + Gr. *περιστολή* a drawing out]. Narrowing of the pharynx.

pharyngoplasty (far-ing'o-plas-te) [*pharynx* + Gr. *πλάσσειν* to form]. Plastic operation on the pharynx.

pharyngoplegia (far"in-go-ple'je-ah) [Gr. *φάρυγξ* pharynx + *πληγή* stroke]. Paralysis of the muscles of the pharynx.

pharyngorhinitis (far-in"go-ri-ni'tis). Inflammation of the nasopharynx.

pharyngorhinoscopy (far-in"go-ri-nos'ko-pe). Examination of the nasopharynx and posterior nares with the rhinoscope.

pharyngoscleroma (far-in"go-skle-ro'mah). Scleroma of the pharynx.

pharyngoscope (far-in'go-skōp) [Gr. *φάρυγξ* pharynx + *σκοπεῖν* to see]. An instrument for inspecting the pharynx.

pharyngoscopy (far-in-gos'ko-pe). The examination of the pharynx.

pharyngospasm (far-in'go-spazm) [Gr. *φάρυγξ* pharynx + *σπασμός* spasm]. Spasm of the pharyngeal muscles.

pharyngostaphylinus (far-in"go-staf-il-i'nus). The palatopharyngeus muscle.

pharyngostenosis (far-ing"o-sten-o'sis) [*pharynx* + Gr. *στένωσις* narrowing]. Narrowing of the lumen of the pharynx.

pharyngotherapy (far-in-go-ther'ap-e) [*pharynx* + *therapy*]. The treatment of pharyngeal disorders, and especially the irrigation of the nasopharynx in infectious diseases.

pharyngotome (far-in'go-tōm) [Gr. *φάρυγξ* pharynx + *τέμνειν* to cut]. A cutting instrument used in pharyngeal surgery.

pharyngotomy (far-in-got'o-me) [Gr. *φάρυγξ* pharynx + *τέμνειν* to cut]. Surgical incision of the pharynx. **external p.**, pharyngotomy done from the outside. **internal p.**, that which is performed from within the pharynx. **lateral p.**, the opening of the pharynx from one side. **subhyoid p.**, section of the larynx through the thyrohyoid membrane.

pharyngotonsillitis (far-in"go-ton-sil-i'tis). Inflammation of the pharynx and the tonsil.

pharyngotyphoid (far-in-go-ti'foid). Enteric fever with angina and sore patches on the tonsils.

pharyngoxerosis (far-in"go-ze-ro'sis) [Gr. *φάρυγξ* pharynx + *ξηρός* dry]. Dryness of the pharynx.

pharynx (far'inks) [Gr. *φάρυγξ* pharynx]. The musculomembranous sac between the mouth and nares and the esophagus. It is continuous below with the esophagus, and above it communicates with the larynx, mouth, nasal passages, and eustachian tubes. The part above the soft palate is the *nasopharynx*, and communicates with the posterior nares and the eustachian tube. The lower portion consists of two sections—the *oropharynx*, which communicates with the mouth, and the *laryngopharynx*, which opens into the larynx and esophagus. The posterior cavity of the pharynx is designated the *retropharynx*. The pharynx is lined by mucous membrane containing ciliated epithelium in the nasopharynx, and with squamous epithelium below. Outside of this is a fibrous or cellular coat inclosed by a muscular layer made up of the stylopharyngeus and the pharyngeal constrictor muscles.

phase (fāz). 1 The view that a thing presents to the eye. 2. In physical chemistry, any aspect of a substance which is homogeneous in physical state and percentage composition, *e. g.*, ice and steam as phases of water. In heterogeneous chemical systems, phases are separated by surfaces of discontinuity; *e. g.*, oil and water in contact. **apophylactic p.**, negative phase. **continuous p.** Same as *dispersion medium*. See *medium*. **disperse p.**, the internal or discontinuous portion of a colloid system. It is analogous to the solute in a solution. Called also *internal p.* **external p.** Same as *dispersion medium*. See under *medium*. **internal p.** Same as *disperse p* **p. of meditation**, the time elapsing between the occurrence of the injury and the development of tremor in a traumatic neurosis. **miotic p.**, that stage in karyokinesis in which the reduction of the chromosomes occurs. Called also *reduction p.* **motofacient p.** See *motofacient*. **negative p.**, the initial lowering of the opsonic index following an injection of vaccine or bacterin. **nonmotofacient p.** See *motofacient*. **Nonne-Apelt p.** See *Nonne-Apelt reaction*, under *reaction*. **positive p.**, the rise above unity in the opsonic index which follows the negative phase. **postmeiotic p.**, the stage following the reduction of the chromosomes in karyokinesis. **reduction p.** See *miotic p.* **synaptic p.**, synapsis.

phaselin (fas'e-lin). A medicine derived from two species of *Phase'olus;* digestive, stimulant, and soothing: used externally and internally.

phaseolin (fa-se'o-lin). A protein from the kidney-bean.

phaseolunatin (fa-se-o-lu'na-tin). A bitter glucosid, $C_{10}H_{17}O_6N$, found in the lima bean (*Phaseolus lunatus*).

phase-rule. See under *rule*.

phasin, phasine (fa'sin). Any one of a group of nitrogenous substances found in seeds, bark, and other plant tissues, which agglutinate red blood-corpuscles.

phatne (fat'ne). A tooth socket.

phatnoma (fat-no'mah), pl *phatno'mata* [Gr. *φάτνωμα*]. A tooth-socket.

phatnorrhagia (fat-no-ra'je-ah) [Gr. *φάτνη* tooth socket + *ῥαγία* hemorrhage]. Hemorrhage from a tooth socket.

phatnorrhea (fat-no-re'ah) [Gr. *φάτνη* tooth socket + *ῥοιά* flow]. Pyorrhea alveolaris.

Ph.B. Abbreviation for *British Pharmacopœia*.

pheasant's eye. A common name for the plant *Adonis vernalis*. See *Adonis*.

Ph.G. Abbreviation for *Graduate in Pharmacy* and *German Pharmacopœia*.

phecin (fe'sin) Sulphate of the dihydrate of benzene, $C_6H_4(OH)_2SO_4$: it is antiseptic, and is used in diseases of the urinary tract.

phediuretin (fed"i-u-re'tin). Same as *pheduretin*.

pheduretin (fed-u-re'tin). A diuretic and anodyne phenol preparation. Dose, 5–15 gr. (0.33–1 gm.).

phellandrene (fel-an'drēn). A liquid hydrocarbon, $C_{10}H_{16}$, occurring in fennel oil, elemi oil, the oil of water-hemlock, and Australian eucalyptus.

phellandrium (fel-an'dre-um). The fruit of *P. aquat'icum;* also its homeopathic preparations.

Phelps's operation (felps) [Abel Mix *Phelps*, surgeon in New York, 1851–1902]. See *operation*.

phen-. A prefix indicating derivation from benzene.

phenacain (fen-ak-a'in). Holocain hydrochlorid, ethemyl-paradiethoxy-diphenyl-amidin hydrochlorid, $CH_3\,C(N.C_6H_4\,O.C_2H_5).(NH\,C_6H_4.O.C_2H_5).HClH_2O$, a local anesthetic used like cocain in a 1 per cent. aqueous solution, especially in eye operations.

phenacetein (fen-as-et-e'in). Same as *phenacetolin*.

phenacetin (fe-nas'et-in). A crystalline, antipyretic, analgesic, and antirheumatic remedy, acetaminophenetole, $CH_3\,CO\,NH.C_6H_4O.C_2H_5$, or acetphenetidin. It is nearly insoluble in water, and is used in fevers, especially typhoid fever, influenza, rheumatic fever, and the fever of pneumonia and phthisis; also in neuralgias of all kinds. Dose, 5–15 gr. (0.333–1 gm.).

phenacetinum (fe-nas-et-i'num). Phenacetin.

phenacetolin (fen-as-et'o-lin). A red powder, $C_{16}H_{12}O_2$, used as an indicator. It has a P_H range of 5 to 6, being yellow at 5 and red at 6.

phenacodin (fen-ak-o'din). A sedative or headache powder, compounded of phenacetin, caffeincodein, and guarana (Fuchs, 1903).

phenacylidin (fe-nas-il'id-in). An antipyretic agent, $C_6H_4(OC_2H_5)NH.CH_2CO.C_6H_5$: for use chiefly in veterinary medicine.

phenadul (fen'ad-ul). A proprietary analgesic and antiseptic.

phenakistoscope (fe-nak-is'to-skōp) [Gr. *φενακίστης* deceiver + *σκοπεῖν* to view]. Same as *stroboscope*.

phenalgene (fe-nal'jēn). A proprietary analgesic preparation of acetanilid.

phenalgin (fe-nal'jin). A coal-tar product, ammoniophenylacetamid, an antipyretic and hypnotic vascular stimulant.

phenalin (fen'ah-lin). A proprietary preparation of phenolphthalein in tablet form: used as a cathartic.

phenamin (fen'am-in). Phenocoll.

phenandyne (fen-an'dīn). A non-irritating and non-escharotic preparation of phenol: used like lysol.

phenanthrene (fe-nan'thrēn). A colorless, crystalline hydrocarbon, $(C_6H_4.CH)_2$, obtained by distilling certain mercury ores and by passing the vapors of certain benzene compounds through a red-hot tube.

phenantipyrin (fe"nan-te-pi'rin). An antipyretic recommended for typhoid fever, rheumatism, and pneumonia.

phenarsenamin (fen-ar-sen'am-in). A Canadian make of arsphenamin.

phenate (fe'nāt). Any salt of phenic acid; a carbolate.

phenatol (fen'at-ol). Phenol-ethyl-ether, $C_6H_5.O.C_2H_5$, an oily liquid: analgesic and antipyretic.

phenatrocin (fe-nat'ro-sin). A proprietary analgesic and antiseptic preparation.

phenazone (fen'az-ōn). Same as *antipyrin*.

phenegol (fen-e'gol). The mercuric potassium salt of nitroparaphenolsulfonic acid, $NO_2.O.C_6H_4.SO_2.OK.HgOK.SO_2.C_6H_4.O.NO_2$; a reddish-brown powder, antiseptic and emetic.

phenethylol (fen-eth'il-ol). Same as *benzyl carbinol*.

phenetidin (fe-net'id-in). A substance, the ethyl ester of para-aminophenol, $NH_2.C_6H_4.OC_2H_5$: used in preparing phenacetin. It often appears in the urine after the administration of phenacetin.

phenetidinuria (fe-net"id-in-u're-ah). The presence of phenetidin in the urine.

phenetol (fen'et-ol). Ethyl phenate; an oily liquid, $C_6H_5O.C_2H_5$.

phenetsal (fe-net'sal). Salophen.

phengophobia (fen-go-fo'be-ah) [Gr. *φέγγος* light + *φόβος* fear]. Morbid intolerance or dread of light.

phenic acid (fe'nik). Carbolic acid. See *acid*.

phenicate (fen'e-kāt). To charge with phenic acid, or phenol.

phenidin (fen'id-in). Same as *phenacetin*.

phenin (fe'nin). Same as *phenacetin*.

phenixin, phœnixin (fe-niks'in). See *carbon tetrachlorid*.

phenmethylol (fen-meth'il-ol). Benzyl alcohol. See under *alcohol*.

phenobarbital (fe-no-bar'bit-al). Phenylethylbarbituric acid or phenylethylmalonylurea, $C_6H_5.(C_2H_5).C(CO.NH)_2CO$, a white colorless substance: used as a hypnotic in nervous insomnia and states of nervous excitement and as a sedative in epilepsy. Dose, ½–5 gr. (0.03–0.3 gm.). Called also *luminal*.

phenobromate (fe-no-bro'māt). A proprietary phenol and bromin preparation: used in dysmenorrhea.

phenoco (fe'no-ko). A mixture of creosote and higher phenol homologues in soap solution: used as a germicide and antiseptic.

phenocoll (fe'no-kol) [L. *phenocol'lum*]. Aminophenacetin; an antipyretic and analgesic substance, $C_2H_5O.C_6H_4.NH.CO.CH_2.NH_2.H_2O$, from coal-tar. Dose of the hydrochlorid, 10–15 gr. (0.66–1 gm.). **p. acetate**, a salt in bulky needles; well suited for hypodermic use. **p. carbonate**, a crystalline powder, $C_6H_4(OC_2H_5)NH.CO:CH_2.NH_2CO_2$: antiseptic and antipyretic. **p. hydrochlorid**, a salt in colorless needles, $C_6H_4(OC_2H_5).NH.COCH_2NH_2.HCl$: antipyretic, antiseptic, and analgesic. Dose, 5–15 gr. (0.3–1 gm.). **p. salicylate.** Same as *salocoll*.

phenocollum (fe-no-kol'um). Latin for *phenocoll*.

phenocreosote (fe-no-kre'o-sōt). A name for various preparations of creosote and carbolic acid.

phenodin (*fe'*no-din) [Gr. *φοινώδης* blood-red]. Hematin.

phenolodin (fe-no-i'o-din). A preparation of iodin and phenol used internally in septic conditions, such as puerperal sepsis and pneumonia.

phenol (fe'nol). 1. Carbolic acid. See under *acid*. 2. Any hydroxyl derivative from a carbocyclic compound in which the hydroxyl is united directly to a ring carbon atom, as  . **p. bismuth** bismuth carbolate, $C_6H_5O.Bi(OH)_2$. **p. camphor**, a mixture of phenol and camphor in various proportions: antiseptic and germicide. Used for a local anesthetic in toothache. **p. diiodid**, a red dish-violet antiseptic powder, $C_6H_2I_2.OH$: used as a wound dressing. **p. liquefac'tum**, an aqueous solution of phenol containing 88 per cent. **monobromo-p.**, a violet colored, strong smelling, oily fluid, $C_6H_4Br.OH$: antiseptic. **orthomonochloro-p.**, a colorless liquid, $C_6H_4Cl.OH$ (2 : 1): an antiseptic, useful in skin diseases. **paramonochloro-p.**, a crystalline antiseptic $C_6H_4Cl.OH$ (4 . 1). **paranitro p.**, an indicator $NO_2.C_6H_4.OH$, used in the determination of hydrogen-ion concentration. It has a PH range of 5–7. **p. red**, an indicator, phenolsulphonephthalein, q. v., used in the determination of hydrogen-ion concentration. It has a PH range of 6.8 to 8.4, being yellow at 6.8 and red at 8.4. **p. salicylate**, salol. **p. sulphonephthalein** See *phenolsulphonephthalein*.

phenolase (fe'nol-ās). A ferment which oxidizes phenols and aromatic amins.

phenolate (fe'nol-āt). A compound of a phenol with a metal in which the hydrogen of the hydroxyl is replaced by a univalent metal.

phenolated (fe'no-la-ted). Charged with phenol.

phenolax (fe'no-laks). A proprietary preparation of phenolphthalein: used as a palatable cathartic.

phenoleum (fe-no'le-um). A proprietary antiseptic and germicide preparation.

phenolic (fe-nol'ik). Pertaining to or derived from phenol.

phenolid (fen'o-lid). A compound said to contain acetanilid and sodium bicarbonate or sodium salicylate. Dose, 5–10 gr. (0.333–0.666 gm.).

phenolin (fen'o-lin). An antiseptic solution of cresol in potassium soap.

phenolization (fen-ol-iz-a'shun). Treatment of infected wounds by subjecting them to the energetic action of strong carbolic acid.

phenologist, phœnologist (fe-nol'o-jist). An expert or specialist in phenology.

phenology, phœnology (fe-nol'o-je). The study of the effects of climate upon the life and health of living organisms.

phenololipoid (fe-nol-o-li'poid). A compound of phenol with a lipoid, such as cholesterin with camphor as the connecting link. It is believed to combine the parasitotropic power of phenol and the antitoxic power of cholesterin and yet to be free from the organotropic action of phenol.

phenolphthalein (fe-nol-thal'e-in). A condensation product of phenol and phthalic anhydrid. Its sodium salt is $C_6H_4OH.C(C_6H_4O).C_6H_4.COONa$. It is used as an indicator with a P_H range of 8 to 10, being colorless at 8.3 and red at 10; it is also used as a purgative in 7-gr. (0.5 gm.) doses. **p. sodium ricinate**, a yellowish antiseptic and rubefacient. **p. sulphoricinate**, a yellowish antiseptic fluid: used in tuberculosis of the throat and nose.

phenolquinin (fe-nol-kwin'in). Quinin carbolate.

phenolsulphonephthalein (fe"nol-sul-fōn-thal'e-in). A condensation product of phenol and ortho sulpho-benzoic acid, $C_6H_4(SO_3).C(C_6H_4OH)_2$. It is an indicator and the mother of indicators. Its monosodium salt, $(C_6H_4OH)_2C.C_6H_4.SO_2ONa$, a red, crystalline powder, is used as a test for the secreting power of the kidney. After hypodermic injection it appears in the urine in from ten to fifteen minutes in normal conditions; delay beyond such time indicates disorder of renal function. Called also *phenol red*.

phenolsulphonic acid (fe-nol-sul-fon'ik). Aseptol.

phenoltetrachlorphthalein (fe"nol-tet-rah-klor-tha'le-in). A coal-tar derivative: used as a purgative by subcutaneous injection and as a diagnostic agent for hepatic function intravenously. See under *tests*.

phenoltetraiodophthalein (fe"nol-tet"rah-i"o-do-thal'e-in). A coal-tar derivative used in cholecystography.

phenomenon (fe-nom'en-on) [L. *phænom'enon*; Gr. *φαινόμενον* thing seen]. Any remarkable appearance; any sign or objective symptom. **arm p.** Same as *Pool's p.* (2d def.). **p. of Arthus**, the subcutaneous tissues of the rabbit can, by repeated injections of horse serum, be sensitized and thus made to react so as to cause their destruction, the rest of the body meanwhile showing no increase of sensitiveness. **Aschner's p.**, slowing of the pulse following pressure on the eyeball: it is indicative of cardiac vagus irritability. **Aubert's p.**, by an optic illusion, when the head is turned toward one side a vertical line appears to incline toward the other side. **Babinski's p.**, extension and spreading in place of flexion of the toes when the sole is excited: it is characteristic of hemiplegia due to a lesion in the pyramidal tract, or of the anterolateral portions of the spinal cord. **Babinski's combined flexion p.** See *Babinski's sign* (4), under *sign*. **Becker's p.**, pulsation of the retinal arteries in exophthalmic goiter. **Bell's p.**, an outward and upward rolling of the eyeball on the attempt to close the eye. it occurs on the affected side in peripheral facial (*Bell's*) paralysis. **blanching p.** See *Schultz-Charlton p.* **Bordet's p.** See *serum-test*, under *tests*. **Bordet-Gengou p.** See *fixation of complement*. **cervicolumbar p.**, sensations in the neck associated with a lesion in the lower part of the spinal cord; or weakness of the lower limbs on movement of the neck when a lesion exists in the upper part of the cord. **chameleon p.**, the assumption of a green color by a potato-culture of *Bacillus pyocyaneus* at the point where touched by a platinum wire. **cogwheel p.**, when a hypertonic muscle is passively stretched it resists, and this resistance sometimes takes the form of an irregular jerkiness; called also *Negro's p* **Collie p.**, when pure neon is inclosed in a glass tube with a globule of mercury and shaken it glows with a bright, orange-red color, and when the globule rolls it appears to be followed by a flame. **Danysz's p.**, decrease of the neutralizing influence of an antitoxin when a toxin is added to it in divided portions instead of all at once. **Déjerine-Lichtheim p.**, in subcortical motor aphasia, while the patient cannot speak he can indicate with his fingers the number of syllables in a word. **dental p.**, thermal and tactile sensations in the gums with toothache, produced by repeated faradic stimulation of hyperesthetic lines on the body (Calligaris). **Deny-Leclef p.**, phagocytosis taking place in a test-tube on mixing therein leukocytes, bacteria, and their immune serum. **d'Herelle's p.** See *Twort-d'Herelle p.* **diaphragm p., diaphragmatic p.**, the movement of the diaphragm as seen through the walls of the body; its variations have a certain diagnostic value. Called also *phrenic phenomenon* and *phrenic wave*. **Doppler's p.**, the pitch of a whistle on a rapidly moving body, like a locomotive, is higher when the body is approaching the listener. **Duckworth's p.**, arrest of breathing before stoppage of the heart's action in certain fatal brain affections. **Eisenberg's p.**, with increasing concentration of the agglutinins added to a bacterial emulsion the absolute absorption by the bacteria rises, while the coefficient of absorption falls. **Erb's p.** See *Erb's sign* (1), under *sign*. **Erben's p.**, temporary slowness of the pulse on stooping or sitting down: said to characterize certain cases of neurasthenia. **face-p., facia'lis p.** Same as *Chvostek's sign*, under *sign*. **Fahraeus p.** Same as *erythrocyte sedimentation reaction*, under *reaction*. **finger p.** See *Souque's p.* **Friedreich's p.**, the percussion sound over a cavity in the lung is raised on deep inspiration. **Galassi's pupillary p.** Same as *Westphal-Piltz p.* **Gärtner's p.**, the degree of fulness of the veins of the arm as it is raised to varying heights indicates the degree of pressure in the right auricle. **Gengou-Moreschi p.**, complement-fixation test for the differentiation of human from animal blood. **Grasset's p., Grasset-Graussel p.**, inability of a patient to raise both legs at the same time, though he can do either separately: seen in incomplete organic hemiplegia. **Hapke's p.**, unusually prominent presentation of the parietal bone of the head of the first one of twins. **Hata p.**, increase in severity of an infectious disease when a small dose of a chemotherapeutic remedy is given. **d'Herelle's p.** See *Twort-d'Herelle p.* **Hering's p.**, a faint murmur heard with the stethoscope over the lower end of the sternum for a short time after death. **hip-flexion p.**, in paraplegia, when the patient attempts to rise from a lying position or when he lies down, he first flexes the hip of the paralyzed side **hip-p.**, Joffroy's reflex. See under *reflex*. **Hochsinger's p.**, pressure on the inner side of the biceps muscle produces closure of the fist in tetany. **Holmes's p.** See *rebound p.* **Hunt's paradoxical p.**, in dystonia musculorum deformans, if the examiner attempts forcible plantar flexion of the foot which is in dorsal spasm there is produced increase of the dorsal spasm, but if the patient is ordered to extend the foot he will perform plantar flexion. **jaw-winking p.**, raising of the upper eyelid when the jaw is pressed downward, and slight ptosis when the mouth is closed. **knee p.**, the patellar tendon reflex. **Koch's p.**, the sudden collapse of tuberculous animals when a fresh culture of tubercle bacilli is injected within the peritoneum. The exudate that forms contains lymphocytes almost exclusively. **Kohnstamm's p.** See *after-movement*. **Kühne's muscular p.** Same as *Porret's p.* **leg-p.** See *Schlesinger's sign*, under *sign*. **Leichtenstern's p.** See *Leichtenstern's sign*, under *sign*. **Litten's diaphragm-p.**, a movable horizontal depression on the lower part of the sides of the thorax, seen in respiration. **Lust's p.**, abduction with dorsal flexion of the foot on tapping the external popliteal nerve just below the head of the fibula. indicative of spasmophilia. **metallic p.** See under *sound* and *tinkling*. **Mills-Reincke p.**, the mortality from all diseases decreases as a result of water purification. **mouth p.** See *lip reflex*, under *reflex*. **muscle-p.**, the tendency of striated muscle to contract in hard lumps upon tapping; this condition was frequently seen in overexerted soldiers in the late war. **Nasaroff's p.**, gradual decrease in the difference between the rectal temperature before and after the bath, seen after repeated cold baths. **Negro's p.** See *cogwheel p.* **Neisser-Doering p.**, suppression of the normal hemolytic action of human serum due to the presence of some antihemolytic substance; sometimes seen in renal cirrhosis and arteriosclerosis. **Neisser-Wechsberg p.** See *deviation of complement*. **orbicularis p.** Same as *Westphal-Piltz p.* **Osler's p.**, agglutination of the platelets of blood directly after it is withdrawn from the circulation. **palmoplantar p.**, a yellowish discoloration of parts of the palms and soles in typhoid fever; Filipovicz's sign. **paradoxical diaphragm p.** Same as *Litten's diaphragm p.* **paradoxical p. of dystonia.** See *Hunt's paradoxical p.* **paradoxical pupil p.** Same as *Westphal-Piltz p.* **peroneal-nerve p.** Same as *Lust's p.* **Pfeiffer's p.**, cholera vibrios introduced into the peritoneal cavity of a guinea-pig that has been immunized against cholera, lose their motility, disintegrate, and pass into solution. The disintegration can be followed under the microscope

by removing a portion of the peritoneal contents from time to time. The same result is observed if a bacteriolytic serum (against cholera) is introduced along with the bacteria into the peritoneal cavity of a normal guinea-pig. The dilution of the serum which just fails to produce bacteriolysis in a given time determines the titer of the serum. **phrenic p.** 1. Rhythmic spasm of the left half of the diaphragm; seen in tetanus. 2. See *diaphragmatic p.* **Pilcz-Westphal p.** See *Westphal-Pilcz p.* **Pool's p.** 1. Same as *Schlesinger's sign*, under *sign*. 2. Contraction of the muscles of the arm following the raising of the arm above the head with the forearm extended, so as to cause stretching of the brachial plexus: seen in postoperative tetany. **Porret's p.**, the passage of a continuous current through a living muscle-fiber causes an undulation proceeding from the positive toward the negative pole. **Purkinje's p.**, the phenomenon that fields of equal brightness but different color become unequally bright if the intensity of the illumination is decreased. **radial p.**, the involuntary dorsal flexion of the wrist which occurs on palmar flexion of the fingers. **rash-extinction p.** See *Schultz-Charlton p.* **rebound p.**, when the examiner grasps the patient's wrist and attempts to draw the arm into extension against the patient's resistance and then suddenly releases the wrist the patient's hand rebounds toward his body. A similar rebound occurs in the lower extremity. The phenomenon indicates motor disorder due to cerebellar lesion. Called also *Holmes's p.* **Rieckenberg's p.**, when the blood of a mouse cured of a trypanosome infection (or with a chronic infection) is mixed with the same strain of trypanosomes from another mouse masses of blood-platelets adhere to the flagella end of the trypanosomes or may completely cover some of the trypanosomes. **Ritter-Rollet p.**, flexion of the foot upon gentle electric stimulation, and its extension upon energetic stimulation. **Rumpel-Leede p.**, the appearance of minute subcutaneous hemorrhages below the area at which a rubber bandage is applied not too tightly for ten minutes upon the upper arm. characteristic of scarlet fever and hemorrhagic diathesis. **Rust's p.**, in cases of caries or cancer of the upper cervical vertebræ the patient supports his head with his hands when lying down or when rising from a lying position. **Schramm's p.**, visibility with the cystoscope of a whole or part of the posterior urethra. seen in spinal cord disease. **Schüller's p.**, in functional hemiplegia. **Schultz-Charlton p.**, localized blanching of the rash of scarlet fever after intracutaneous injections of serum from normal persons or scarlet fever convalescents; called also *blanching p.* and *rash-extinction p.* **Souque's p.**, a phenomenon seen in incomplete hemiplegia, consisting of involuntary extension and separation of the fingers when the arm is raised. Called also *finger p* **staircase p.**, successive increase in the contractions of a muscle repeatedly stimulated with stimuli of equal intensity. **Strassmann's p.**, phenomena seen in the umbilical cord of the still attached placenta. When the umbilical cord is ligated, the umbilical arteries contract and the umbilical vein remains filled with blood. The slightest tapping upon the fundus uteri will be felt at the lower end of the umbilical cord, and if pressure is applied to the fundus uteri, the umbilical vein becomes distended with blood at its extremity. **Strümpell p.**, involuntary flexion of the ankle on flexing the hip and knee. **Theobald Smith's p.**, guinea-pigs which have been used for standardizing diphtheria antitoxin and have thus been injected with a small dose of blood-serum become highly susceptible to the serum and may die very promptly if given a rather large second dose of the same serum a few weeks later. See *anaphylaxis*. **tibial p.**, Strümpell s sign. See under *sign*. **toe-p.**, extension of the toes on stimulation of the sole of the foot: seen in certain morbid conditions. **tongue p.**, a slight blow upon the tongue produces a contraction with the appearance of deep depressions; seen in tetany. Called also *Schultze's sign* and *tongue test*. **Traube's p.**, a double diastolic and systolic murmur heard at the femoral and other peripheral arteries, as in aortic insufficiency, and sometimes in mitral stenosis. **Trousseau's p.**, spasmodic contractions of muscles provoked by pressure upon the nerves which go to them; seen in rickets, etc. **Twort-d'Herelle p.**, the phenomenon of transmissible bacterial lysis; bacteriophagia: when to a broth culture of typhoid or dysentery bacilli there is added a drop of filtered broth emulsion of the stool from a convalescent typhoid or dysentery patient, complete lysis of the bacterial culture will occur in a few hours. If a drop of this lysed culture is added to another culture of the bacilli lysis will take place exactly as in the first. A drop of this culture will then dissolve a third culture, and so on through hundreds of transfers. d'Herelle attributes this phenomenon to the action of an ultramicroscopic parasite of bacteria which he named the *bacteriophage*. By some this phenomenon is believed to be caused not by a living organism, but by an autolytic enzyme produced by the bacteria **Tyndall p.**, illumination by a transverse beam of light renders visible the particles floating in gases or liquids. **Wedensky's p.**, on applying a series of rapidly repeated stimuli to a nerve, the muscle contracts quickly in response to the first stimulus and then fails to respond further, but if the stimuli are applied to the nerve at a slower rate, the muscle responds to all of them **Westphal's p.**, Westphal's sign. See *sign* **Westphal-Pilcz p.**, contraction of the pupil, followed by dilatation, after vigorous closing of the lids; caused by tension of the orbicularis muscle **zone p.**, an excess of amboceptor or immune body often lessens or even suspends the specific activity which is known to be present in a serum and which appears at a different dilution This seems to be a colloid phenomenon in which the constituents must be in certain proportions to each other in order that the specific activity may be manifested, and is spoken of as zone phenomenon. Called also *deviation of the complement*.

phenopyrin (fe-no-pi'rin). An oily liquid composed of phenol and antipyrin in equal parts: antiseptic.

phenoquin (fe'no-kwin). Phenyl quinolin carboxylic acid, $C_6H_5C_8H_4N_2COOH$· used in doses of 30–35 gr. (1.95-2.25 gm.) daily to increase the excretion of uric acid.

phenoresorcin (fe"no-re-sor'sin). A compound of carbolic acid (67 parts) with resorcin (33 parts): used in skin diseases.

phenosal (fe'no-sal). Paraphenetidin acetosalicylate, $C_2H_5O.C_6H_4NH.CO\,CH_2OC_6H_4COOH$, a salt in colorless plates or needles; antipyretic: used in acute rheumatism. Dose, 7–8 gr. (0.466–0.5 gm.).

phenosalyl (fe-no-sal'il). A thick, syrupy disinfectant and antiseptic compound of phenol (8 gm.), salicylic acid (1 gm.), menthol (0.1 gm.), and lactic acid (3 gm.). Said sometimes to contain benzoic acid. Called also *Christmas' solution*.

phenostal (fen'os-tal). Diphenyloxalic ester, $(CO_2C_6H_5)_2$, a disinfectant and bactericide.

phenosuccin (fe-no-suk'sin). Pyrantin.

phenosuccinate (fe-no-suk'sin-āt). Any compound of an amid derivative of succinic acid and phenol with a base. **sodium-p.**, an analgesic and antipyretic remedy.

phenotype (fe'no-tīp) [Gr. *φαινεῖν* to display + *τύπος* type] 1. The visible characters common to a group of individuals. 2. A group of individuals alike in appearance, but having a different heredity.

phenotypic (fe-no-tip'ik). Alike in appearance, but different in heredity.

phenoxin (fe-noks'in). Carbon tetrachlorid.

phenoxy-. A prefix indicating the presence of the group OC_6H_5, composed of phenyl and an atom of oxygen.

phenoxycaffein (fe"noks-e-kaf'e-in). A white, crystalline substance, $C_8H_9(OC_6H_5)N_4O_2$: antineuralgic, hypnotic, and anesthetic. Dose, 4 gr. (0.26 gm.).

phenoxyproprandiol (fe-nok"se-pro-pran'de-ol). See *autodyne*.

phenozygous (fen-oz'ig-us) [Gr. *φαίνειν* to show + *ζύγον* yoke, zygoma]. Having the cranium much narrower than the face, so that the zygomatic arches are seen when the skull is viewed from above.

phenychinolin (fen-ik-in'o-lin). Any one of a group of chinolin derivatives of the general formula $C_9H_6(C_6H_5)N$. actively fatal to microscopic and infusorial organisms.

phenyform (fen'if-orm). A proprietary antiseptic powder for wounds, being a combination of carbolic acid and formaldehyd.

phenyl (fe'nil). The univalent radical, C_6H_5, of carbolic acid. **p. carbinol.** See *benzyl alcohol*, under *alcohol*. **p. hydrate,** phenol, carbolic acid. **p. salicylate,** the U. S. P. name for *salol* (q. v.)

phenylalanin (fe-nil-al'an-in). Same as *phenylaminopropionic acid*. See under *acid*.

phenylamin (fen-il'am-in). Anilin.

phenylbenzamid (fen-il-ben'zam-id). Benzanilid.

phenylbromoacetonitril (fe"nil-bro-mo-as"et-o-ni'tril). See *bromobenzylcyanid*.

phenylcarbylamin chlorid. A war gas, $C_6H_5.NC\,Cl_3$, which causes lacrimation.

phenyl chinaldin (fe"nil-kin-al'din). See *phenylquinaldin*.

phenylchinolin (fe-nil-kin'o-lin). A quinin derivative, $C_9H_6N\,C_6H_5$, more active than quinin.

phenyldimethylpyrazolon (fen-il-di-meth-il-pi-ra'zo-lon). Antipyrin.

phenylene (fe'nil-ēn). The divalent radical $C_6H_4{=}$.

phenylene-diamin (fe"nil-ēn-di-am'in). $C_6H_4(NH_2)_2$. See *ursol*.

phenylethene (fen-il-eth'ēn). Styrol.

phenylethylalcohol (fe"nil-eth-il-al'ko-hol). A local anesthetic, $C_6H_5\,CH_2\,CH_2OH$. See under *alcohol*

phenylethylamin (fen-il-eth-il-am'in). A liquid compound, $C_6H_5.CH_2\,CH_2\,NH_2$, formed by the decomposition of phenylaminopropionic acid.

phenyl-ethyl-barbituric acid. Phenobarbital.

phenylethylmalonylurea (fe"nil-eth-el-mal"o-nil-u-re'ah). Phenobarbital

phenylgalactosazone (fe"nil-gal-ak-to'saz-ōn). See *galactosazone*

phenylglucosazone (fe"nil-glu-ko'saz-ōn). See *glucosazone*.

phenylglycol (fe-nil-gli'kol). A crystalline compound, $C_6H_5\,CHOH.CH_2OH$. derivable from styrol bromid.

phenylhydrazin (fe-nil-hi'draz-in). An oily liquid principle, $C_6H_5.NH.NH_2$, the hydrochlorate of which is used as a test for glucose. See *phenylhydrazin test*, under *tests*

phenyl-hydroxylamin (fe"nil-hi-drok-sil'am-in). An industrial poison, $C_6H_5.NH.OH$, especially in certain chemical works.

phenylic (fe-nil'ik). Pertaining to phenyl.

phenyl-lactosazone (fe"nil-lak-to'saz-ōn). See *lactosazone*.

phenylmethane (fe-nil-meth'ān). Diphenylmethane.

phenylmethylacetone (fen-il-meth-il-as'et-ōn). Acetophenon.

phenylmethylcarbinol (fe"nil-meth-il-kar'bin-ol). A local anesthetic, $C_6H_5.CHOH.CH_3$.

phenylmethylpyrazol (fe"nil-meth-il-pi'ra-zol). A substituted pyrazol, $C_6H_5\,C_3H_2N_2.CH_3$, of diuretic action. Dose, 15–30 gr. (1–2 gm.).

phenylmethylquinolin (fen"il-meth"il-kwin'o-lin). See *phenylquinaldin*.

phenylon (fen'il-on). Same as *antipyrin*.

phenylpropionic acid (fen"il-pro-pi-on'ik). Hydrocinnamic acid. See under *acid*.

phenylquinaldin (fen-il-kwin-al'din). An analgesic and antiperiodic, phenylmethylquinolin, $CH_3.C_9H_5N.C_6H_5$, in colorless soluble crystals. Dose, 1–3 gr. (0.06–0.2 gm).

phenylurea (fen-il-u-re'ah). A hypnotic compound, $NH_2.CO.NH.C_6H_5$, prepared from urea and anilin.

phenylurethan (fe-nil'u-re-than). Same as *euphorin*.

pheochrome (fe'o-krōm) [Gr. *φαιός* dark + *χρῶμα* color]. Staining dark with chromium salts: said of certain embryonic cells. Same as *chromaffin*.

pheochromoblast (fe-o-kro'mo-blast). Any one of the embryonic structures which develop into pheochrome cells.

phesin (fe'sin). A patented reddish-brown powder, acetparaphenetidin sodium sulphonate, $C_6H_3.O.C_2H_5\,SO_3Na\,NH.CO\,CH_3$· antipyretic and antineuralgic. Dose, 8–15 gr. (0 5–1 gm.).

Ph.G. 1. Abbreviation for *Graduate in Pharmacy*. 2. Abbreviation for *Pharmacopœia germanica*, German pharmacopœia.

phial (fi'al) [Gr. *φιάλη*]. A vial or small bottle.

phialide (fi'al-id). Small ninepin-shaped bodies projecting from the rounded head of the conidiophore of *Aspergillus* and which carry chains of conidia.

Phialophera (fi-al-of'er-ah). A genus of hyphomycetous fungi. *P. verruco'sa* causes a skin lesion resembling blastomycosis.

Philagrius (fi-la'gre-us). A Greek physician who practised in the second half of the fourth century in Thessalonica. He was the author of numerous writings, only small fragments of which remain

philanthropist (fil-an'thro-pist). A person who exerts himself for the well-being of his fellow-man.

philanthropy (fil-an'thro-pe) [Gr *φιλεῖν* to love + *ἄνθρωπος* man]. Practical benevolence toward mankind.

philiater (fil-i'at-er) [Gr *φιλός* fond + *ἰατρεία* healing]. A person interested in medical science.

Philinus (fil-i'nus). A Greek physician of Cos, who lived about 250 B C. He was a pupil of Herophilus, and is believed to have been one of the founders of the school of the Empirics.

Philip's glands (fil'ips) [Robert William *Philip*, Scotch physician, born 1857]. See under *gland*.

Philisteon (fil-is'te-on). A Greek physician of Sicily in the fourth century B. C.

phillyrin (fil'ir-in). A crystalline substance, $C_{27}H_{34}O_{11}$, from the leaves and bark of various species of *Phillyr'ea*. It has antimalarial properties.

philocatalase (fi-lo-kat'al-ās) [Gr. *φιλεῖν* to love + *catalase*]. A substance existing in the tissues and serving to protect catalase from the destructive action of anticatalase.

philocytase (fi-lo-si'tās) [Gr. *φιλεῖν* to love + *cytase*]. Same as *amboceptor*.

philoneism (fil-o'ne-izm) [Gr. *φιλεῖν* to love + *νέος* new]. Abnormal love of novelty.

philopatridomania (fi"lo-pat"rid-o-ma'ne-ah) [Gr. *φιλόπατρις* patriotic + *μανία* madness]. Insane desire to return to one's native land.

philothion (fil-o-thi'on) [Gr. *φιλεῖν* to love + *θεῖον* sulphur]. A substance obtained from yeast and animal tissue, having the power of forming hydrogen sulphid from powdered sulphur.

philter, philtre (fil'ter). A drug or substance to provoke love or carnal appetite.

philtrum (fil'trum) [Gr. *φίλτρον* love-potion]. 1. The groove at the median line of the upper lip. 2. A philter.

phimosiectomy (fi-mo-se-ek'to-me) [*phimosis* + Gr. *ἐκτομή* excision]. Circumcision for phimosis.

phimosis (fi-mo'sis) [Gr. *φίμωσις* a muzzling or closure]. Tightness of the foreskin, so that it cannot be drawn back from over the glans; also the analogous condition in the clitoris. **p. vagina'lis,** atresia of the vagina.

phimotic (fi-mot'ik). Pertaining to phimosis.

phlebalgia (fleb-al'je-ah) [Gr. *φλέψ* vein + *ἄλγος* pain]. Neuralgia due to varices within or on the surface of a nerve.

phlebangioma (fleb-an-je-o'mah) [Gr. *φλέψ* vein + *angioma*]. A venous aneurysm.

phlebarteriectasia (fleb-ar-te-re-ek-ta'se-ah) [Gr. *φλέψ* vein + *ἀρτηρία* artery + *ἔκτασις* extension]. General dilatation of veins and arteries.

phlebarteriodialysis (fleb-ar-te-re-o-di-al'is-is) [Gr. *φλέψ* vein + *ἀρτηρία* artery + *διάλυσις* separation]. Arteriovenous aneurysm.

phlebectasia, phlebectasis (fle-bek-ta'zhe-ah, fle-bek'tas-is) [Gr. *φλέψ* vein + *ἔκτασις* dilatation]. A varicosity; a dilatation of a vein. **p. laryn'gis,** permanent dilatation of the veins of the larynx.

phlebectomy (fle-bek'to-me) [Gr. *φλέψ* vein + *ἐκτομή* excision]. Excision of a vein, or of a part of a vein.

phlebectopia, phlebectopy (fle-bek-to'pe-ah, fle-bek'to-pe) [Gr. *φλέψ* vein + *ἐκτοπός* out of place]. Displacement of a vein.

phlebemphraxis (fle-bem-fraks'is) [Gr. *φλέψ* vein + *ἔμφραξις* stoppage]. The stoppage of a vein by a plug or clot.

phlebepatitis (fleb-ep-at-i'tis) [Gr *φλέψ* vein + *hepatitis*]. Inflammation of the hepatic vein.

phlebexairesis (fleb-ex-i-re'sis). An operation for extracting veins analogous to neurexairesis.

phlebin (fle'bin) [Gr. *φλέψ* vein]. A pigment supposed to exist in venous blood.

phlebismus (fle-biz'mus) [Gr. *φλέψ* vein]. Obstruction and consequent turgescence of veins.

phlebitic (fle-bit'ik) Pertaining to phlebitis.

phlebitis (fle-bi'tis) [Gr. *φλέψ* vein]. Inflammation of a vein. The condition is marked by infiltration of the coats of the vein and the formation of a thrombus of coagulated blood. The disease is attended by edema, stiffness, and pain in the affected part, the development of a red cord at the site of the vein, and in the septic variety by pyemic symptoms. **adhesive p.,** a phlebitis which tends to the obliteration of the vein. Called also *plastic p.* and *proliferative p.* **anemic p., chlorotic p.,** a form associated with anemia or chlorosis. **gouty p.,** a variety dependent upon the gouty diathesis, often recurrent, and sometimes occlusive. **p. mi'grans, migrating p.,** phlebitis recurring in different parts of the same limb. **p. nodula'ris necrot'isans,** a form in which tuberculous nodules of the skin are formed, becoming necrotic at the center and spreading slowly. **obliterating p., obstructive p.,** phlebitis that permanently closes the lumen of a vein. **plastic p.** See *adhesive p.* **proliferative p.** See *adhesive p.* **puerperal p.,** septic inflammation of uterine or other veins following childbirth. **recurrent p.,** that which reappears after periods of disappearance. **septic p.,** that which depends upon a septic process, as in erysipelas, cancer, or tuberculosis. In it the thrombus breaks down and septic emboli are carried to distant parts of the body. Called also *suppurative p.* **sinus-p.,** inflammation of a cerebral sinus. **suppurative p.,** that which is characterized by the formation of pus; often an extension of a suppurative process external to the vein

phlebocholosis (fleb"o-ko-lo'sis) [Gr. *φλέψ* vein + *χωλός* maimed]. Disease of veins.

phlebogram (fleb'o-gram) [Gr. *φλέψ* vein + *γράμμα* writing]. A tracing of the movements of a vein made with a phlebograph or sphygmograph.

phlebograph (fleb'o-graf) [Gr. *φλέψ* vein + *γράφειν* to write]. 1. An instrument for recording the venous pulse. 2. Same as *phlebogram.*

phlebography (fleb-og'raf-e) [Gr. *φλέψ* vein + *γράφειν* to write]. 1. A description of the veins. 2. The graphic recording of the venous pulse.

phleboid (fleb'oid) [Gr. *φλέψ* vein + *εἶδος* form]. Resembling a vein, or composed of veins.

phlebolite, phlebolith (fleb'o-līt, fleb'o-lith) [Gr. *φλέψ* vein + *λίθος* stone]. A calculus or concretion in a vein; a vein-stone.

phlebolithiasis (fleb"o-lith-i'as-is) [Gr. *φλέψ* vein + *lithiasis*]. That condition which predisposes to the development of vein-stones.

phlebology (fle-bol'o-je) [Gr. *φλέψ* vein + *λόγος* treatise]. The sum of what is known regarding the veins.

phlebometritis (fleb"o-met-ri'tis) [Gr. *φλέψ* vein + *μήτρα* uterus + *-ιτις* inflammation]. Inflammation of the veins of the uterus.

phlebomyomatosis (fleb"o-mi-o-mat-o'sis) [Gr. *φλέψ* vein + *myomatosis*]. A condition in which the muscular fibers of a vein become overgrown, producing thickening of the walls.

phlebopexy (fleb'o-peks-e) [Gr. *φλέψ* vein + *πῆξις* fixation]. Extraserous transplantation of the testicle, with preservation of the reticulum of veins: done for varicocele.

phlebophthalmotomy (fleb"of-thal-mot'o-me) [Gr. *φλέψ* vein + *ὀφθαλμός* eye + *τέμνειν* to cut]. Same as *ophthalmophlebotomy.*

phleboplasty (fleb'o-plas-te) [Gr. *φλέψ* vein + *πλάσσειν* form]. Plastic operation for the repair of a vein.

phleborrhagia (fleb-or-a'je-ah) [Gr. *φλέψ* vein + *ῥηγνύναι* to burst forth]. Copious hemorrhage from a vein.

phleborrhaphy (fleb-or'af-e) [Gr. *φλέψ* vein + *ῥαφή* suture]. The operation of suturing a vein.

phleborrhexis (fleb-o-rek'sis) [Gr. *φλέψ* vein + *ῥῆξις* rupture]. Rupture of a vein.

phlebosclerosis (fleb"o-skle-ro'sis) [Gr. *φλέψ* vein + *σκληρός* hard]. Sclerosis or hardening of a vein, especially of the inner coats of a vein.

phlebostasia (fleb-os-ta'ze-ah). Phlebostasis.

phlebostasis (fleb-os'tas-is) [Gr. *φλέψ* vein + *στάσις* stoppage]. 1. Retardation of the flow of blood in the veins. 2. Temporary abstraction of a portion of the blood from the general circulation by compressing the veins of the extremity.

phlebostrepsis (fleb"o-strep'sis) [Gr. *φλέψ* vein + *στρέφειν* to turn]. The surgical twisting of a vein

phlebothrombosis (fleb"o-throm-bo'sis) [Gr. *φλέψ* vein + *thrombosis*]. Thrombosis of a vein.

phlebotome (fleb'o-tōm). A knife or lancet for use in phlebotomy; a fleam.

phlebotomist (fle-bot'o-mist). One who practises venesection; a bleeder.

phlebotomize (fle-bot'o-mīz). To bleed; to take blood from by phlebotomy.

Phlebotomus (fle-bot'o-mus). A genus of dipterous insects. **P. argen'tipes,** the species which transmits kala-azar in India. **P. papata'sii,** the sandfly, a dipterous insect of India and the Mediterranean countries, which conveys by its bite an infection known as *sandfly fever.* See under *fever.* **P. verruco'rum,** a fly abounding in Peru and regarded as the conveyor of the infection of verruga peruviana.

phlebotomy (fle-bot'o-me) [Gr. *φλέψ* vein + *τέμνειν* to cut]. The opening of a vein for bloodletting; venesection. **bloodless p.,** phlebostasis.

phlegm (flem) [Gr. *φλέγμα*]. 1. One of the four humors of the body, according to the obsolete

humoral pathology. 2. Mucus, especially that of the throat and nose.

phlegmasia (fleg-ma'zhe-ah) [Gr. φλεγμασία heat, inflammation]. Inflammation or fever. **p. al'ba do'lens, p. do'lens,** phlebitis of the femoral vein, occasionally following parturition and typhoid fever. It is characterized by swelling of the leg, usually without redness. Called also *leukophlegmasia, milk-leg,* and *white leg.* **cellulitic p.,** swelling and inflammation of the leg after childbirth from infection of the connective tissue. **p. malabar'ica,** elephantiasis. **thrombotic p.** Same as *p. alba dolens.*

phlegmatic (fleg-mat'ik) [Gr. φλεγματικός]. Characterized by an excess of the supposed humor called phlegm; hence, heavy, dull, and apathetic.

phlegmon (fleg'mon) [Gr. φλεγμονή]. Inflammation of the connective tissue, leading to ulceration or abscess. **diffuse p.,** phlegmona diffusa. **Dupuytren's p.,** phlegmonous suppuration in the anterolateral portion of the neck on one side. **gas-p.,** one attended with the formation of gases. See *gas gangrene,* under *gangrene.* **ligneous p.,** induration of the subcutaneous connective tissue of the neck with little suppuration, fever, or pain; running a chronic progressive course. Called *Reclus' disease.* **woody p.,** ligneous phlegmon.

phlegmona diffusa (fleg'mo-nah dif-u'sah). A more or less extensive inflammation of the cutaneous and subcutaneous tissues, with symptoms resembling both deep erysipelas and flat carbuncle, and attended with constitutional symptoms. Called also *phlegmonous cellulitis.*

phlegmonous (fleg'mŏn-us). Of the nature of a phlegmon; attended with formation of phlegmons.

phlobaphene (flo'ba-fēn) [Gr. φλοιός bark + βαφή dye]. One of a series of compounds resembling resins and differing from the latter only in that they dissolve in dilute ammonia water. They are derived from tannin by boiling with acids and are characterized by their brown color.

phlogetan (flo'jet-an). A proprietary nucleoprotein substance obtained from albuminoid bodies: used subcutaneously in tabes.

phlogistic (flo-jis'tik). Inflammatory.

phlogisticozymoid (flo-jis''tik-o-zi'moid). A hypothetic substance supposed to supply the necessary feeding-ground for inflammatory processes.

phlogiston (flo-jis'ton) [Gr. φλογιστός burnt]. The supposed principle of fire and combustion. This term was proposed by Stahl in 1697, who supposed that combustible substances were compounds of phlogiston and that combustion is due to the phlogiston leaving the other structures of the substance behind. With the discovery of oxygen, the use of the term was discontinued.

phlogocyte (flo'go-sīt) [Gr. φλόγωσις inflammation + κύτος cell]. A cell characteristic of tissue in an inflamed state; a plasma-cell.

phlogocytosis (flo''go-si-to'sis). Presence of phlogocytes in the blood.

phlogogen (flo'go-jen) [see *phlogogenic*]. A body that has the power of causing inflammation.

phlogogenic (flo-go-jen'ik) [Gr. φλόξ flame + γεννᾶν to produce]. Causing inflammation.

phlogogenous (flo-goj'en-us). Phlogogenic.

phlogosin (flo-go'sin) [Gr. φλόγωσις inflammation]. A crystallizable, non-nitrogenous substance, from cultures of the *Staphylococcus au'reus.* Introduced into the eye, it produces an intense suppurative process.

phlogosis (flo-go'sis) [Gr. φλόγωσις]. Inflammation; also erysipelas.

phlogotic (flo-got'ik). Inflammatory.

phlogozelotism (flo-go-zel'ot-ism) [Gr. φλόγωσις inflammation + ζηλωτής zealot]. A perverse habit of ascribing to every disease an inflammatory origin.

phloretin (flor'e-tin). A white, crystalline compound, $C_{15}H_{14}O_5$, derived from phlorizin. It is the phloroglucin ester of paraoxyhydratropic acid. It is said to possess febrifuge properties.

phlorhizin (flo-ri'zin). See *phlorizin.*

phloridzin (flo-rid'zin). Same as *phlorizin.*

phlorizin (flo-ri'zin) [Gr. φλοιός bark + ῥίζα root]. A bitter glucosid, $C_{21}H_{24}O_{10} + 2H_2O$, from the root bark of apple, cherry, plum, and pear trees. It breaks down into glucose and phloretin: it is tonic and antiperiodic. Dose, 15–30 gr. (1–2 gm.). **p. diabetes.** See *diabetes.*

phlorizinize, phloridzinize (flo'riz-in-īz, flor-id'-zin-īz). To bring under the influence of phlorizin.

phloroglucin (flo-ro-glu'sin) [*phlorizin* + Gr. γλυκύς sweet]. A sweet, crystalline, trihydric, phenol, $C_6H_3(OH)_3$, obtainable from the bark of apple and other trees: used as a test for woody fiber and for hydrochloric acid and for the identification of pentose in the urine. **p. vanillin.** See *Guenzberg's test,* under *tests.*

phloroglucinol, phloroglucol (flo-ro-glu'sin-ol, -glu'kol). Phloroglucin.

phlorol (flo'rol). Any oily liquid, $C_6H_5(OC_2H_5)$, derived from creosote. See *phenetol.*

phlorose (flor'ōs). A sugar formed when phlorizin is boiled with dilute acids. Glucose.

phlorrhizin. Same as *phlorizin.*

phloryl (flo'ril). A principle obtainable from creosote.

phlyctena (flik-te'nah), pl. *phlycte'næ* [L. *phlyctæ'na;* Gr. φλύκταινα]. 1. A blister made by a burn. 2. A small, bladder-like pustule containing lymph or a thin ichor.

phlyctenar (flik'ten-ar). Pertaining to or marked by phlyctenæ.

phlyctenoid (flik'ten-oid) [*phlyctena* + Gr. εἶδος form]. Resembling a phlyctena.

phlyctenosis (flik-ten-o'sis) [Gr. φλυκταίνωσις]. Any phlyctenular disease or lesion. **p. strepto'genes,** a disease of the skin due to a streptococcus.

phlyctenular (flik-ten'u-lar). Associated with the formation of phlyctenules or vesicles, or of prominences that look like vesicles.

phlyctenule, phlyctenula (flik'ten-ūl, flik-ten'u-lah) [L. *phlyctæn'ula;* Gr. φλύκταινα blister]. A minute vesicle, or an ulcerated nodule of the cornea or of the conjunctiva.

phlyctenulosis (flik-ten-u-lo'sis). The condition marked by the formation of phlyctenules.

phlysoremid (flis-o-rem'id). Koch's bacillus emulsion in capsules.

phlyzacium (fli-za'se-um) [Gr. φλυζάκιον]. 1. A little pustule. 2. Same as *ecthyma.* **p. acu'tum.** See *ecthyma.*

phobia (fo'be-ah) [Gr. φόβος fear]. Any persistent insane dread or fear.

phobic (fo'bik). Of the nature of or pertaining to phobia or morbid fear.

phobophobia (fo-bo-fo'be-ah) [Gr. φόβος fear + φόβος fear]. A condition in psychasthenia marked by fear of one's own fears.

phobrol (fo'brol). A proprietary 50 per cent. solution of chlormetacresol in potassium ricinoleate: used as a disinfectant.

Phoca's disease (fo-kahz') [B. G. *Phoca,* French physician]. See *Tillaux's disease,* under *disease.*

phocenic acid (fo-sen'ik). Valerianic acid. See *acid.*

phocomelus (fo-kom'el-us) [Gr. φώκη seal + μέλος limb]. A fetus with hands and feet, but no arms or legs.

phogosin (fo'go-sin). A heat-resistant crystalline substance extracted from staphylococci which has a chemotactic action on leukocytes similar to that of staphylococci.

phonacoscope (fo-nak'o-skōp). The apparatus used in phonacoscopy.

phonacoscopy (fo-nak-os'ko-pe) [Gr. *φωνή* voice + *σκοπεῖν* to view]. Combined auscultation and percussion by means of a bell-shaped resonating chamber containing a percussion hammer, which is held on the anterior thoracic wall while the examiner listens at the back of the thorax.

phonal (fo'nal) [Gr. *φωνή* voice]. Pertaining to the voice.

phonation (fo-na'shun) [Gr. *φωνή* voice]. The utterance of vocal sounds. **subenergetic p.**, hypophonia. **superenergetic p.**, hyperphonia.

phonatory (fo'na-to-re). Subserving or pertaining to phonation.

phonautograph (fo-naw'to-graf) [Gr. *φωνή* voice + *αὐτός* self + *γράφειν* to write]. An apparatus which registers the vibrations of the air caused by the voice.

phoneme (fo'nēm) [Gr. *φώνημα* sound]. An insane hallucination of voices.

phonendoscope (fo-nen'do-skōp) [Gr. *φωνή* voice + *ἔνδον* within + *σκοπεῖν* to see]. A stethoscope that intensifies auscultatory sounds. The instrument contains two parallel plates of vulcanite, one of which is in contact with the chest of the patient, and the other, vibrating in unison with it, transmits the sound to the observer's ear.

phonendoskiascope (fo-nen"do-ski'as-kōp). A phonendoscope combined with a fluorescent screen for observing the heart movements at the same time as the heart-sounds are heard.

phonetic (fo-net'ik) [Gr. *φωνητικός*]. Pertaining to the voice or to articulate sounds

phonetics (fo-net'iks). The science of vocal sounds.

phoniatrics (fo-ne-at'riks) [Gr. *φωνή* voice + *ἰατρικός* curing]. The treatment of speech defects.

phonic (fo'nik) [Gr. *φωνή* voice]. Pertaining to the voice.

phonism (fo'nizm) [Gr. *φωνή* voice]. A sound or sensation of hearing produced by the effect of something seen, felt, tasted, smelt, or thought of.

phono-auscultation (fo"no-aws-kul-ta'shun). Auscultation in which a tuning-fork is placed over the organ to be examined and its vibrations are listened to through a stethoscope placed over the same organ.

phonocardiogram (fo-no-kar'de-o-gram) [Gr. *φωνή* voice + *καρδία* heart + *γράμμα* mark]. An instrument for registering variation in the heart's tone.

phonocardiography (fo"no-kar-de-og'raf-e). The mechanic recording of the sounds of the heart.

phonogram (fo'no-gram) [Gr. *φωνή* voice + *γράμμα* mark]. A graphic record of a sound, as, for instance, a heart sound.

phonograph (fo'no-graf) [Gr. *φωνή* voice + *γράφειν* to write]. An instrument for recording and reproducing sounds and speech.

phonology (fo-nol'o-je) [Gr. *φωνή* voice + *λόγος* sound]. The science which treats of vocal sounds; phonetics.

phonomania (fo-no-ma'ne-ah) [Gr. *φονή* murder + *μανία* madness]. Insanity marked by a tendency to commit murder.

phonomassage (fo"no-mas-ahzh'). The treatment of ear disease by an apparatus which carries more or less of musical vibration into the auditory canal.

phonometer (fo-nom'et-er) [Gr. *φωνή* voice + *μέτρον* measure]. A device for measuring the intensity of sounds.

phonomyoclonus (fo-no-mi-ok'lo-nus). A condition in which a sound is heard on auscultation over a muscle affected with myoclonus, whether it is at rest or contracting.

phonopathy (fo-nop'ath-e) [Gr. *φωνή* voice + *πάθος* disease]. Any disease or disorder of the organs of speech.

phonophobia (fo-no-fo'be-ah) [Gr. *φωνή* voice + *φόβος* fear]. Morbid dread of speaking aloud.

phonophore (fo'no-fōr) [Gr. *φωνή* sound + *φέρειν* to carry]. 1. An ossicle of the ear. 2. A kind of improved stethoscope, acting on the principle of an ear-trumpet, and rendering the sounds more audible.

phonophotography (fo"no-fo-tog'raf-e) [Gr. *φωνή* sound + *photography*]. Photographic recording of the movements of a diaphragm set up by waves of sound.

phonopneumomassage (fo"no-nu"mo-mas-ahzh') [Gr. *φωνή* sound + *πνεῦμα* air + *μάσσειν* to knead]. Air-massage of the middle ear.

phonopsia (fo-nop'se-ah) [Gr. *φωνή* voice + *ὄψις* vision]. A subjective sensation as of seeing colors, caused by the hearing of sounds.

phonoscope (fo'no-skōp) [Gr. *φωνή* sound + *σκοπεῖν* to view]. 1. An apparatus for recording photographically the movements of a diaphragm set up by the sounds of the heart. 2. An instrument for auscultatory percussion.

phonoscopy (fo-nos'ko-pe). Recording of the heart sounds by the phonoscope.

phoria (fo're-ah) [Gr. *φέρειν* to bear]. The direction or tendency of the visual lines, as in orthophoria, heterophoria, exophoria, etc.

phoroblast (fo'ro-blast) [Gr. *φορεῖν* to bear + *βλαστός* germ]. Connective tissue.

phorocyte (fo'ro-sit). A connective-tissue cell.

phorocytosis (fo"ro-si-to'sis). Proliferation of connective-tissue cells.

phorology (fo-rol'o-je) [Gr. *φορεῖν* to carry + *λόγος* treatise]. The study of disease carriers

phorometer (fo-rom'et-er) [Gr. *φορεῖν* to bear + *μέτρον* measure]. An instrument for ascertaining the degree and kind of heterophoria, or eye declination.

phorometry (fo-rom'et-re) [see *phorometer*]. The use of the phorometer.

phorone (fo'rōn). A yellowish, oily substance, $C_9H_{14}O$, obtained from acetone, camphoric acid, etc.

phoro-optometer (fo"ro-op-tom'et-er). An optic instrument combining the revolving three-cell trial-frame, the double rotatory prism of 30 degrees, the Maddox multiple rod, and the phorometer.

phoroplast (fo'ro-plast) [Gr. *φορεῖν* to bear + *πλαστός* formed]. Connective tissue.

phoropter (fo-rop'ter). A phorometer fitted with a battery of cylindric lenses.

phoroscope (fo'ro-skōp). A fixed trial-frame for eye-testing, with a head-rest which may be fastened to the table or the wall.

phorotone (fo'ro-tōn) [Gr. *φορά* motion + *τόνος* tension]. An instrument for exercising the muscles of the eye.

phorozoön (fo-ro-zo'on) [Gr. *φορά* motion + *ζῷον* animal]. The asexual stage in the life-history of an organism.

phorxal (forks'al). A hematogenic preparation of animal blood.

phose (fōz) [Gr. *φῶς* light]. Any subjective sensation, as of light or color. See *aphose, centraphose, centrophose, chromophose, peripheraphose, peripherophose*, etc.

phosferrin (fos-fer'in). A preparation of phosphoric acid, ferric chlorid, and glycerin.

phosferrol (fos-fer'ol). A proprietary preparation of glycerophosphates, iron, strychnin, cod-liver oil, and malt extract.

phosgene (fos'jēn). A suffocating and highly poisonous war gas, carbonyl chlorid, $COCl_2$.

phosgenic (fos-jen'ik) [Gr. *φῶς* light + *γεννᾶν* to produce]. Photogenic; light-producing.

phosiron (fos-i'ern) The neutral iron salt of a complex phosphotartaric acid, containing 19 per cent. of iron and 65 per cent. of phosphorus.

phosis (fo'sis). The production of a phose.

phosote (fos'ōt). A preparation of creosote (80 per cent.) and phosphoric anhydrid (20 per cent.); a syrupy liquid: used in tuberculosis like creosote carbonate.

phosphagon (fos'fag-on). An elixir of the alkaline glycerophosphates: proprietary.

phosphatase (fos'fat-ās). An enzyme which splits the phosphoric acid esters of carbohydrates.

phosphate (fos'fāt) [L. *phos'phas*]. Any salt of phosphoric acid. **acid p.**, any phosphate in which only one or two of the replaceable hydrogen atoms of the acid are taken up. **alkaline p.**, a phosphate of an alkaline metal, as sodium or potassium. **ammoniomagnesium p.**, a double salt of ammonium and magnesium with orthophosphoric acid, $Mg(NH_4)PO_4.6H_2O$ nearly allied to and often associated with triple phosphate. **earthy p.**, a phosphate of any one of the alkaline earth metals. **normal p.**, any phosphate in which all the replaceable hydrogen atoms are replaced. **stellar p.**, calcium phosphate, in star-shaped masses of crystals, occurring in urinary deposits. **triple p.**, ammoniomagnesium phosphate.

phosphated (fos'fa-ted). Containing phosphates.

phosphatemia (fos-fa-te'me-ah) [*phosphate* + Gr. αἷμα blood]. The presence of phosphates in the blood.

phosphatese (fos'fat-ēs). An enzyme which brings about the synthesis of phosphoric acid esters by carbohydrates.

phosphatic (fos-fat'ik). Pertaining to or containing phosphates.

phosphatid (fos'fat-id). Any one of a class of lipoid substances which are esters of orthophosphoric acid, they include lecithin and cephalin.

phosphatin (fos'fa-tin) [Gr.]. Any one of a considerable group of phosphorus compounds resembling the phosphates and found in the brain substance.

phosphatol (fos'fat-ol). A thick, yellowish-red liquid preparation of creosote (90 per cent.) and phosphorus trichlorid, used in tuberculosis.

phosphatometer (fos-fa-tom'et-er). An instrument for measuring the phosphates of the urine.

phosphatoptosis (fos''fat-op-to'sis) [*phosphate* + Gr. πτῶσις fall]. The spontaneous precipitation of phosphates from the urine.

phosphaturia (fos-fat-u're-ah) [*phosphate* + Gr. οὖρον urine]. 1. A high percentage of phosphates in any given specimen of urine. 2. Ready precipitation of the earthy phosphates from the urine; phosphatoptosis.

phosphene (fos'fēn) [Gr. φῶς light + φαίνειν to show]. A luminous appearance caused by pressing upon the eyeball. **accommodation p.**, the streak of light surrounding the visual field seen in the dark after accommodation.

phosphergot (fos-fer'got). A preparation of sodium phosphate and ergot, exhibited in three or more forms or modifications: used in melancholia, hysteria, chlorosis, etc.

phosphid (fos'fid). Any binary compound of phosphorus and another element or radical.

phosphin (fos'fin). 1. Hydrogen phosphid, PH_3: a gas and radical. 2. A coal-tar dye extremely destructive to infusorial life. It is used as a stain. Called also *Philadelphia yellow*.

phosphite (fos'fīt). Any salt of phosphorous acid.

phospho-albumin (fos''fo-al-bu'min). 1. An albuminous substance containing phosphorus. 2. A preparation of brain, spinal cord, and testes: used in anemia, chlorosis, and neurasthenia. Dose, 4–8 gr. (0.26–0.5 gm.).

phosphoglobulin (fos-fo-glob'u-lin). Same as *nucleo-albumin*.

phosphoglucoprotein (fos''fo-glu-ko-pro'te-in). A phosphorus-containing glucoprotein.

phosphoguaiacol (fos-fo-gwi'ak-ol). Guaiacol phosphite, a proprietary remedy.

phospholipin (fos-fo-lip'in). A lipin containing phosphorus which on hydrolysis yields fatty acids, glycerol, and a nitrogenous compound. Lecithin is the best known example.

phosphology (fos-fol'o-je) [*phosphorus* + Gr. λόγος discourse]. The doctrine of the effect of excess or deficiency of oxidizable phosphorus compounds in the bioplasm.

phosphonium (fos-fo'ne-um). The univalent radical, PH_4, forming compounds analogous to those of ammonium.

phosphonuclease (fos-fo-nu'kle-ās). See *nucleotidase*.

phosphoprotein (fos-fo-pro'te-in). A protein consisting of a compound of the protein molecule with some as yet undefined phosphorus-containing substance other than nucleic acid or lecithin. To this group belong the vitellin of egg-yolk and casein of milk.

phosphoptomain (fos-fo-to'ma-in). Any one of a class of toxic compounds found in the blood in phosphorus-poisoning.

phosphorated, phosphoretted, phosphuretted (fos'fo-ra-ted, fos'fo-ret-ed, fos'fu-ret-ed). Charged or combined with phosphorus.

phosphorenesis (fos-fo-ren'es-is). Any disease due to excess of calcium phosphate in the body.

phosphorescence (fos-fo-res'ens). The emission of light without appreciable heat.

phosphorescent (fos-fo-res'ent). Exhibiting light without heat.

phosphorhidrosis, phosphoridrosis (fos''for-id-ro'sis) [*phosphorus* + Gr. ἱδρωσις sweating]. The secretion of luminous sweat.

phosphoric acid (fos-for'ik). See *acid*.

phosphorism (fos'fo-rizm). Chronic phosphorus poisoning.

phosphorized (fos'fo-rīzd). Containing phosphorus.

phosphorous acid (fos'fo-rus). See *acid*.

phosphoruria (fos-fo-ru're-ah) [*phosphorus* + Gr. οὖρον urine]. The presence of free phosphorus in the urine

phosphorus (fos'fo-rus) [Gr. φῶς light + φορεῖν to carry]. A non-metallic, translucent element: poisonous and highly inflammable; symbol, P: atomic weight, 31.04. It occurs in the three forms —*amorphous*, *metallic*, and *vitreous*. It is obtainable from bones, urine, and various minerals. The ordinary, or vitreous, phosphorus is the kind used in medicine, and is very inflammable and exceedingly poisonous. Free phosphorus causes a fatty degeneration of the liver and other viscera, and the inhalation of its vapor often leads to necrosis of the lower jaw. Therapeutically, it is used in rickets, osteomalacia, nervous and cerebral diseases, scrofula, and tuberculosis; as a genital stimulant in sexual exhaustion, and as a tonic in conditions of exhaustion. Dose of phosphorated oil (*o'leum phosphora'tum*), 1–3 min. (0.066–0.18 c.c.); of compound syrup, 1–2 fl.dr. (4–8 c.c.); of elixir, 15–60 min (1–4 c.c.); of spirit, 1–5 min. (0.066–0.33 c.c.); of tincture (Thompson's), 1 fl.dr. (4 c.c.); of phosphorus in substance, $\frac{1}{128}$–$\frac{1}{50}$ gr. (0.0005–0.0013 gm.). **amorphous p.**, **red p.**, a dark-red, amorphous substance, not poisonous. **metallic p.**, **rhombohedral p.**, an allotropic form with a metallic luster produced by heating ordinary phosphorus. **ordinary p.**, **vitreous p.**, a waxy solid, exceedingly poisonous.

phosphotal (fos'fo-tal). Creosote phosphite: a proprietary remedy.

phosphotungstic acid (fos-fo-tung'stik). See *acid*.

phosphuret (fos'fu-ret). Same as *phosphid*.

phosphuretted (fos'fu-ret-ed). See *phosphorated*.

phosphuria (fos-fu're-ah). Same as *phosphaturia*.

phot. Same as *photo*.

photalgia (fo-tal'je-ah) [Gr. φῶς light + ἄλγος pain]. Pain, as in the eye, caused by light.

photallochromy (fo-tal'o-kro-me) [Gr. φῶς light + ἄλλος different + χρῶμα color]. Allotropic change with color alteration due to light, as the change of yellow into red phosphorus.

photaugiaphobia (fo-taw'je-ah-fo'be-ah) [Gr. φωταυγεία glare + φόβος fear]. Abnormal intolerance of a glare of light.

phote (fōt) [Gr. φῶς light]. The CGS unit of illumination being one lumen per square centimeter.

photerythrous (fo-te-rith'rus) [Gr. φῶς light + ἐρυθρός red]. Sensitive to the red rays of the spectrum: said of a form of color-blindness in which green is not clearly recognized.

photesthesis (fo-tes-the'sis) [Gr. φῶς light + αἴσθησις feeling]. Sensitiveness to light.

photic (fo'tik). Pertaining to light.

photism (fo'tizm) [Gr. φῶς light]. A visual image; a sensation of color produced by a sensation of hearing, taste, smell, or touch.

photo-actinic (fo"to-ak-tin'ik). Giving off both luminous and actinic rays.

photobacterium (fo"to-bak-te're-um). A genus or form of photogenic bacteria from putrescent flesh.

photobiotic (fo"to-bi-ot'ik) [Gr. φῶς light + βίος life]. Living in the light only.

photocatalyst (fo-to-kat'al-ist). A substance by means of which sunlight is utilized as chlorophyll in the photosynthesis of carbohydrates by green plants.

photocauterization (fo"to-kaw-ter-iz-a'shun) [Gr. φῶς light + *cauterization*]. Cauterization by radio-active means, such as radium, *x*-rays, etc.

photocautery (fo-to-kaw'ter-e). 1. Same as *photocauterization*. 2. An instrument for producing photocauterization.

photoceptor (fo-to-sep'tor) [Gr. φῶς light + *ceptor*]. A nerve ceptor which receives sensations of light; photoreceptor.

photochemic (fo-to-kem'ik). Pertaining to the chemic properties of light.

photochemistry (fo-to-kem'is-tre) [Gr. φῶς light + *chemistry*]. The branch of chemistry which deals with the chemic properties or effects of light rays.

photocinetic (fo"to-sin-et'ik). Photokinetic.

photodermatism (fo-to-der'mat-izm) [Gr. φῶς light + δέρμα skin]. Sensitiveness to light in epithelial cells.

photodromy (fo-tod'ro-me) [Gr. φῶς light + δρόμος running]. The phenomenon of moving toward (*positive p.*) or away from (*negative p.*) light; as in the case of particles in suspension.

photodynamic (fo"to-di-nam'ik) [Gr. φῶς light + δύναμις power]. Powerful in the light: said of the action exerted by fluorescent substances in the light.

photodynamics (fo"to-di-nam'iks). The science of the activating effects of light.

photodynia (fo-to-din'e-ah) [Gr. φῶς light + ὀδύνη pain]. Photalgia.

photodysphoria (fo"to-dis-fo're-ah) [Gr. φῶς light + δυσφορία distress]. Intolerance of light; photophobia.

photo-electricity (fo"to-e-lek-tris'it-e) [Gr. φῶς light + *electricity*]. Electricity developed by the action of light.

photo-electron (fo"to-e-lek'tron). An electron emitted from a metallic surface when the latter is illuminated with light, especially with light of short wave length.

photo-element (fo-to-el'em-ent). A galvanic element which is decomposed under the influence of light and produces photo-electricity.

photo-erythema (fo"to-er-ith-e'mah). Erythema due to exposure to light.

photo-esthetic (fo-to-es-thet'ik) [Gr. φῶς light + αἰσθησις sensation]. Pertaining to or having the sensation of light.

photofluoroscope (fo"to-flu-or'o-skōp). A form of fluoroscope used in making either observations or photographs by means of rontgen rays.

photogastroscope (fo-to-gas'tro-skōp) [Gr. φῶς light + γαστήρ stomach + σκοπεῖν to see]. An apparatus for photographing the interior of the stomach.

photogen (fo'to-jen) [see *photogene*]. A substance supposed to exist in photogenic bacteria and to be the cause of their luminescence.

photogene (fo'to-jēn) [Gr. φῶς light + γεννᾶν to produce]. Same as *after-image*.

photogenesis (fo-to-jen'es-is) [Gr. φῶς light + *genesis*]. The production of phosphorescence, or the emission of light, as by bacteria.

photogenic, photogenous (fo-to-jen'ik, fo-toj'en-us). Produced by light or producing light.

photogram (fo'to-gram) [Gr. φῶς light + γράμμα record]. The photographic record of a physiologic experiment.

photohematachometer (fo"to-hem"at-ak-om'-et-er) [Gr. φῶς light + αἷμα blood + ταχύς swift + μέτρον measure]. A device for making a photographic record of the speed of the blood-current.

photohenric (fo-to-hen'rik) [Gr. φῶς light + *henry*]. Noting a change in inductive capacity due to the action of light.

photo-inactivation (fo"to-in-ak-tiv-a'shun). Inactivation of complement by light.

photokinetic (fo"to-kin-et'ik) [Gr. φῶς light + κινητικός pertaining to motion]. Moving in response to the stimulus of light.

photology (fo-tol'o-je). 1. The branch of physics which treats of light. 2. Same as *photalgia*.

photolysis (fo-tol'is-is) [see *photolyte*]. 1 Chemical decomposition by the action of light 2 Lysis or solution of cells under the influence of light.

photolyte (fo'to-līt) [Gr. φῶς light + λύειν to dissolve]. Any substance decomposable by the action of light.

photolytic (fo-to-lit'ik). Decomposed by light.

photomagnetism (fo-to-mag'net-izm). Magnetism induced by the action of light.

photomania (fo-to-ma'ne-ah) [Gr. φῶς light + μανία madness]. Maniacal symptoms developed under the influence of light.

photometer (fo-tom'et-er) [Gr. φῶς light + μέτρον measure]. A device for measuring the intensity of light. **Förster's p.** Same as *photoplometer*.

photomethemoglobin (fo"to-meth-hem-o-glo'-bin). A compound formed by the action of light on methemoglobin.

photometry (fo-tom'et-re) [Gr. φῶς light + μέτρον measure]. 1. The measurement of light. 2. The reactions of an organism to varying intensities of light.

photomicrograph (fo-to-mik'ro-graf) [Gr. φῶς light + μικρός small + γράφειν to record]. 1. The photograph of a microscopic object. 2. A photograph of very minute size.

photomicrography (fo"to-mi-krog'raf-e). The production of photomicrographs.

photomicroscope (fo-to-mi'kro-skōp). A microscope and camera combined for making photomicrographs.

photomicroscopy (fo-to-mi-kros'ko-pe). Photography of enlarged pictures of minute objects with the photomicroscope.

photomorphism, photomorphosis (fo-to-mor'-fizm, fo"to-mor-fo'sis) [Gr. φῶς light + μορφή

form]. The structural effects in organisms due to light.

photoncia (fo-ton'se-ah) [Gr. *φῶς* light + *ὄνκος* tumor]. Swelling due to the action of light.

photonosus (fo-ton'o-sus) [Gr. *φῶς* light + *νόσος* disease]. Any disease or disorder, as of the eyes, due to excess of light.

photopathy (fo-top'ath-e) [Gr. *φῶς* light + *πάθος* affection]. 1. Photonosus. 2. The attractive or repulsive influence of light upon organisms.

photoperceptive (fo"to-per-sep'tiv) [Gr. *φῶς* light + *perceptive*]. Able to perceive light.

photophilic (fo-to-fil'ik) [Gr. *φῶς* light + *φιλεῖν* to love]. Loving light; fond of light.

photophobia (fo-to-fo'be-ah) [Gr. *φῶς* light + *φόβος* fear]. Abnormal intolerance of light.

photophobic (fo-to-fo'bik). Pertaining to or affected with photophobia.

photophone (fo'to-fōn) [Gr. *φῶς* light + *φωνή* voice]. An instrument for producing sound by the action of waves of light.

photophore (fo'to-fōr) [Gr. *φῶς* light + *φέρειν* to bear]. A rhinoscopic or laryngoscopic lamp.

photopia (fo-to'pe-ah) [Gr. *φῶς* light]. Light adaptation; the adjustment of the eye for bright light. Cf. *scotopia*.

photopsia, photopsy (fo-top'se-ah, fo'top-se) [Gr. *φῶς* light + *ὄψις* vision]. An appearance as of sparks or flashes due to retinal disease.

photoptarmosis (fo"to-tar-mo'sis) [Gr. *φῶς* light + *πταρμῶσις* sneezing]. Sneezing caused by the influence of light.

photoptometer (fo-top-tom'et-er) [Gr. *φῶς* light + *ὀπτός* seen + *μέτρον* measure]. A device for testing the acuity of vision by determining the smallest amount of light that will render an object just visible.

photoptometry (fo-top-tom'et-re). Measurement of light perception.

photoradiometer (fo"to-ra-de-om'et-er). An apparatus for measuring the quantity of *x*-rays penetrating any given surface.

photoreceptive (fo"to-re-sep'tiv) [Gr. *φῶς* light + *receptive*]. Photoperceptive.

photoreceptor (fo"to-re-sep'tor) [Gr. *φῶς* light + *receptor*]. A nervous end organ or receptor sensitive to light.

photoscope (fo'to-skōp) [Gr. *φῶς* light + *σκοπεῖν* to see]. A kind of fluoroscope.

photoscopy (fo-tos'ko-pe) [Gr. *φῶς* light + *σκοπεῖν* to view]. The same as *skiascopy*.

photosensitive (fo-to-sen'sit-iv). Sensitive to light.

photosensitize (fo-to-sen'sit-īz) [Gr. *φῶς* light + *sensitize*]. To sensitize a substance or an organism to the influence of light.

photosynthesis (fo-to-sin'the-sis) [Gr. *φῶς* light + *σύνθεσις* synthesis]. A chemic combination caused by the action of light.

phototaxis (fo-to-taks'is) [Gr. *φῶς* light + *τάξις* arrangement]. The movement of cells and microorganisms under the influence of light.

phototherapy (fo-to-ther'ap-e) [Gr. *φῶς* light + *therapy*]. The treatment of disease by the influence of light, especially by variously concentrated light-rays.

phototropism (fo-tot'ro-pizm) [Gr. *φῶς* light + *τρόπος* a turning]. The tendency of an organism to turn or move toward (*positive p.*) or away from (*negative p.*) light.

photovoltic (fo-to-vol'tik) [Gr. *φῶς* light + *voltic*]. A term applied to electromotive force due to light.

photoxylin (fo-toks'il-in) [Gr. *φῶς* light + *ξύλον* wood]. A kind of pyroxylin prepared from woodpulp: used in preparing a collodion, and employed in microscopy and minor surgery.

photuria (fo-tu're-ah) [Gr. *φῶς* light + *οὖρον* urine]. The excretion or passage of urine having a luminous appearance.

Phragmidiothrix (frag-mid'e-o-thriks) [Gr. *φραγμός* inclosure + *-ιδιον* diminutive ending + *θρίξ* hair]. A genus of encapsulated bacteria whose cells appear as branchless threads. These cells divide into three directions and give rise to a cell-strand. Separate cells may grow through the capsule and give rise to branches.

phragmoplast (frag'mo-plast) [Gr. *φραγμός* inclosure + *πλαστός* formed]. The barrel-shaped spindle within which the midbody forms in mitosis.

phren (fren) [Gr. *φρήν*]. 1. The diaphragm. 2. The mind or intellect.

phrenalgia (fren-al'je-ah) [Gr. *φρήν* mind + *ἄλγος* pain]. 1. Same as *psychalgia*. 2. Pain in the diaphragm.

phrenasthenia (frēn-as-the'ne-ah, frēn"as-the-ni'-ah) [Gr. *φρήν* mind + *ἀσθένεια* weakness]. Feebleness of mind.

phrenetic (fren-et'ik). Maniacal; a maniac.

phrenic (fren'ik) [L. *phren'icus*; Gr. *φρήν* mind; diaphragm]. 1. Pertaining to the mind. 2. Pertaining to the diaphragm.

phrenicectomy (fren-is-ek'to-me) [*phrenic* nerve + Gr. *ἐκτομή* excision]. Resection of the phrenic nerve for the same purpose as phrenicotomy.

phrenicotomy (fren-ik-ot'o-me) [*phrenic* nerve + Gr. *τομή* incision]. Surgical division of the phrenic nerve for the purpose of causing one-sided paralysis of the diaphragm, which then becomes pushed up by the viscera so as to compress a diseased lung.

phrenitis (fre-ni'tis) [Gr. *φρήν* mind + *-ιτις* inflammation]. 1 Delirium or frenzy. 2. Inflammation of the diaphragm.

phrenoblabia (fre-no-bla'be-ah) [Gr. *φρήν* mind + *βλάβη* hurt]. Mental disorder.

phrenocardia (fren-o-kar'de-ah) [Gr. *φρήν* mind + *καρδία* heart]. A psychic condition characterized by pain in the cardiac region, respiratory disorders, and cardiac palpitation. Called also *triad of Hertz*, *cardiasthenia*, and *cardiovascular neurasthenia*.

phrenocolic (fren-o-kol'ik). Connecting the diaphragm and colon.

phrenocolopexy (fren-o-ko'lo-peks-e) [Gr. *φρήν* diaphragm + *κόλον* colon + *πῆξις* fixation]. The operation of anchoring the prolapsed colon to the diaphragm.

phrenodynia (fren-o-din'e-ah) [Gr. *φρήν* mind + *ὀδύνη* pain]. Pain in the diaphragm.

phrenogastric (fren-o-gas'trik). Pertaining to the diaphragm and the stomach.

phrenoglottic (fren-o-glot'ik). Pertaining to the diaphragm and the glottis.

phrenograph (fren'o-graf) [Gr. *φρήν* diaphragm + *γράφειν* to write]. An apparatus for recording the movements of the diaphragm.

phrenohepatic (fre"no-he-pat'ik) [Gr. *φρήν* diaphragm + *ἧπαρ* liver]. Pertaining to the diaphragm and the liver.

phrenology (fre-nol'o-je) [Gr. *φρήν* mind + *λόγος* discourse]. The study of the mind and character from the shape of the skull.

phrenopathic (fren-o-path'ik). Psychopathic.

phrenopathy (fre-nop'ath-e) [Gr. *φρήν* mind + *πάθος* disease]. Any mental disease or disorder.

phrenopericarditis (fre"no-per-e-kar-di'tis) [Gr. *φρήν* diaphragm + *pericarditis*]. A condition in which the apex of the heart is attached to the diaphragm by adhesions.

phrenoplegia (fren-o-ple'je-ah) [Gr. *φρήν* mind; diaphragm + *πληγή* stroke]. 1. A sudden attack of mental disorder. 2. Loss or paralysis of the mental faculties. 3. Paralysis of the diaphragm.

phrenoptosis (fren-op-to'sis) [Gr. *φρήν* diaphragm + *πτῶσις* falling]. Downward displacement of the diaphragm.

phrenosin (fre-no'sin). A galactosid, probably $C_{48}H_{91}NO_9$ (Levene), obtained from brain substance. It yields on hydrolysis galactose, sphingosin, and phrenosinic acid.

phrenosinic acid (fren-o-sin'ik). See *acid*.

phrenospasm (fren'o-spazm) [Gr. *φρήν* diaphragm + *spasm*] 1. Spasm of the diaphragm. 2. Cardiospasm.

phrenosplenic (fren-o-splen'ik). Connecting the diaphragm and the spleen.

phrenosterol (fren-o-ste'rol). A sterol from brain substance.

phrictopathic (frik-to-path'ik) [Gr. *φρικτός* producing a shudder + *πάθος* disease]. Causing a shudder: a term applied to a peculiar shuddering sensation caused by irritating a hysteric anesthetic area during recovery.

phronema (fro-ne'mah) [Gr. *φρόνημα* mind]. That portion of the cortex of the brain which is occupied by thought centers or association centers.

phronetal (fro-ne'tal). Pertaining to thought.

phrynin (fri'nin) [Gr. *φρύνη* toad]. A poisonous substance obtainable from the skin and secretions of various toads. Its properties resemble those of digitalin.

phrynolysin (frin-ol'is-in) [Gr. *φρύνη* toad + *λύσις* destruction]. The lysin or toxin from toad venom.

phthalate (tha'lāt). A salt of phthalic acid.

phthalein (thal'e-in). Any one of a series of coloring-matters formed by the condensation of phthalic anhydrid with the phenols. Some of them have a purgative action See *phenolphthalein*. **alpha-naphthol p.**, an indicator used in the determination of hydrogen-ion concentration. It has a PH range of 9.3–10.5. **orthocresol p.**, an indicator used in the determination of hydrogen-ion concentration. It has a PH range of 8.2–9.8.

phthaleinometer (thal"e-in-om'et-er). An instrument for use in performing phenolsulphonephthalein tests.

phthinoid (thi'noid). Tuberculous.

phthiremia (thir-e'me-ah) [Gr. *φθείρειν* to corrupt + *αἷμα* blood]. A depraved state of the blood.

phthiriasis (thir-i'as-is) [Gr. *φθειρίασις*, *φθείρ* louse]. Infestation with lice See *pediculosis*. **p. cap'itis**, lousiness of the hair of the head. **p. cor'poris**, the presence of lice on the body or clothing. **p. inguina'lis**, the presence of crab-lice on the pubic hairs.

phthiriophobia (thir"e-o-fo'be-ah) [Gr. *φθειρίασις* lousiness + *φόβος* fear]. Morbid dread of lice.

Phthirius (thir'e-us) [Gr. *φθεῖρ* louse]. A genus of the Hemiptera. **P. pu'bis**, the pubic or crab louse. It causes a dermatitis called phthiriasis.

phthisic (tiz'ik) [Gr. *φθισικός*]. 1. Affected with phthisis. 2. A popular name for asthma.

phthisical (tiz'ik-al) [Gr. *φθισικός*]. Affected with phthisis, or of the nature of phthisis.

phthisicky (tiz'ik-e). Affected with asthma.

phthisin (thi'sin). A therapeutic preparation of the bronchial glands of animals: used in lung diseases.

phthisiogenesis (tiz"e-o-jen'es-is). The development of phthisis.

phthisiogenetic, phthisiogenic (tiz"e-o-jenet'ik, tiz-e-o-jen'ik). Causing, or pertaining to the causation of, phthisis.

phthisiology (tiz-e-ol'o-je) [Gr. *φθίσις* wasting + *λόγος* word]. The sum of knowledge in regard to phthisis.

phthisiomania (tiz"e-o-ma'ne-ah) [*phthisis* + Gr. *μανία* madness]. A morbid and mistaken belief that one has consumption.

phthisiophobia (tiz"e-o-fo'be-ah) [*phthisis* + Gr. *φόβος* fear]. Morbid dread of phthisis.

phthisiotherapeutic (tiz"e-o-ther-ap-u'tik). Of or relating to the treatment of phthisis.

phthisiotherapeutics (tiz"e-o-ther-ap-u'tiks). Phthisiotherapy.

phthisiotherapeutist, phthisiotherapist (tiz"e-o-ther-ap-u'tist, tiz-e-o-ther'ap-ist). One who makes a specialty of the treatment of phthisis.

phthisiotherapy (tiz"e-o-ther'ap-e) [*phthisis* + *therapy*]. The treatment of phthisis.

phthisis (thi'sis) [Gr *φθίσις*, *φθίειν* to consume]. 1. A wasting away of the body or a part of the body. 2. Pulmonary consumption; pulmonary tuberculosis: a disease marked by progressive wasting or emaciation of the body, obstinate cough, with the expectoration of opaque matter and sometimes of blood, loss of strength, hectic fever, night-sweats, and diarrhea. The disease is due to the presence of the tubercle bacillus (*Mycobacterium tuberculo'sis*) in the lungs, the pathologic lesion consisting of the development of granular consolidations, which eventually undergo softening, with the formation of cavities or vomicæ. **abdominal p.**, tuberculosis of the intestines and mesenteric glands **bacillary p.**, that due to the bacillus of tuberculosis. **basic p.**, tuberculosis of the base of the lung. **black p.** Same as *anthracosis*. **bronchial p.**, tuberculosis of the bronchial glands. **p. bul'bi**, shrinkage and wasting of the eye. **colliers' p.**, a form of interstitial pneumonia seen in colliers, and due to the inhalation of particles of coal-dust **p. confirma'ta**, the second stage of tuberculosis of the lungs. **p. cor'neæ**, the shriveling and disappearance of the cornea after suppurative keratitis. **p. despera'ta**, the third stage of tuberculosis of the lungs **diabetic p.**, the caseous bronchopneumonia of diabetic patients. **essential p.** (of the eye), ophthalmomalacia. **fibroid p.** 1. Chronic phthisis in which fibrous tissue is developed in the lung 2. Interstitial pneumonia. **flax-dressers' p.**, a form of pneumonoconiosis occurring in flax-dressers. **p. flo'rida**, swift or galloping consumption. **glandular p.**, tuberculosis of the lymphatic glands. **grinders' p.**, a combination of tuberculosis and silicosis of the lungs occurring among grinders in the cutlery trade and due to the inhalation of the steel dust. **hepatic p.**, tuberculosis of the liver. **p. incip'iens**, the first stage of tuberculosis of the lungs. **knife-grinders' p.**, grinders' phthisis. **laryngeal p.**, tuberculosis of the larynx. **Mediterranean p.**, Malta fever. **miners' p.**, anthracosis. **p. nodo'sa**, miliary tubercle **non-bacillary p.**, any pseudotuberculosis not due to a bacillus **p. pancreat'ica**, a wasted condition associated with disease of the pancreas. **p. phlegmat'ica**, tuberculous disease without loss of flesh. **potters' p.**, a combination of tuberculosis and silicosis of the lungs in potters due to inhalation of dust. **pulmonary p.**, tuberculosis of the lung. **stone-cutters' p.**, pulmonary disease of stone-cutters due to the inhalation of particles of stone. **p. ventric'uli**, atrophy of the mucous membrane of the stomach and alimentary canal

phthisopyrin (thiz-o-pi'rin). A proprietary tuberculosis remedy containing aspirin, sodium arsenite, and camphoric acid.

phthisoremid, phthysoremid (this-o-re'mid). Koch's bacillary emulsion in capsule form.

phulluah (foo'loo-ah). An oily medicine obtained in India from a plant: used in snake-bite, rheumatism, sprains, etc., as an anodyne, antiseptic, and stimulant.

phycochrome (fi'ko-krōm) [Gr. *φῦκος* seaweed + *χρῶμα* color]. 1. A blue-green pigment from various fresh-water algæ of the simplest type. 2. Any plant or species of alga of the class Phycochromophyceæ.

phycochromoprotein (fi"ko-kro-mo-pro'te-in). A chromoprotein of the seaweeds as distinguished from the hemochromoproteins.

phycocyan (fi-ko-si'an). A blue chromoprotein found in seaweeds.

phycoerythrin (fi-ko-er'ith-rin). A red chromoprotein found in seaweeds.

Phycomycetes (fi-ko-mi-se'tēz) [Gr. *φῦκος* seaweed + *μῦκης* fungus]. A group of molds including the mucors.

Phydip'pus tripuncta'tus. A venomous spider of America.

phygogalactic (fi"go-gal-ak'tik) [Gr. *φεῦγειν* to avoid + *γάλα* milk]. Checking the secretion of milk; galactophygous.

phylacagogic (fi-lak-ag-oj'ik) [Gr. *φυλάξις* guardian + *ἀγογός* leading]. Inducing the formation of phylaxins or protective antibodies.

phylacogen (fi-lak'o-jen) [Gr. *φύλαξ* guard + *-γεν* to produce]. A proprietary preparation said to be a filtrate of bacterial cultures which, when injected into the body, tends to stimulate the formation of specific defensive proteins.

phylactic (fi-lak'tik). Pertaining to or producing phylaxis

phylaxin (fi-laks'in) [Gr. *φύλαξ* guard]. Any defensive protein found in immunized animals or persons There are two classes of phylaxins. The first, or *mycophylaxins*, act by destroying the microorganisms themselves; the second, or *toxophylaxins*, destroy or neutralize the poisonous products of the bacteria.

phylaxis (fi-laks'is) [Gr *φύλαξ* a guard]. Protection against infection; the bodily defense against infection.

phyletic (fi-let'ik). Pertaining to phylogeny.

phyllo-erythrin (fil-o-er'ith-rin). A derivative of chlorophyl formed in the intestinal canal of ruminant animals and found also in their bile.

phyllopyrrol (fi-ko-pir'ol) Trimethylethylpyrrol, $(CH_3)_3C_4(NH)C_2H_5$, from bile pigments.

phyllosan (fil'o-san). A proprietary chlorophyl preparation for anemia, chlorosis, etc.

phyllyrin (fil'ir-in). A substance, $C_{24}H_{34}O_{11}$, in silvery flakes antipyretic.

phylogenesis, phylogeny (fi-lo-jen'es-is, fi-loj'-en-e) [Gr. *φῦλον* tribe + *γένεσις* generation]. The evolution or ancestral history of a race or group of animals Cf *ontogeny*.

phylogenetic, phylogenic (fi"lo-jen-et'ik, fi-lo-jen'ik) Pertaining to phylogeny.

phyloporphyrin (fil-o-por'fir-in). A compound, $C_{32}H_{34}N_4O_2$, from chlorophyl, very similar to hematoporphyrin

phyloxanthin (fil-oks-an'thin). A compound formed together with phyllocyanic acid by treating chlorophyl with hydrochloric acid.

phylum (fi'lum), pl. *phy'la* [Gr. *φῦλον* race]. One of the primary or main divisions of the animal or vegetable kingdom.

phyma (fi'mah), pl. *phy'mata* [Gr. *φῦμα* growth]. Any skin tumor or cutaneous tubercle; especially, a circumscribed swelling on the skin, larger than a tubercle, and produced by exudation into the subcutaneous tissue or the corium.

phymatiasis (fi-mat-i'as-is). Same as *tuberculosis*.

phymatiosis (fi"mat-e-o'sis). Tuberculosis.

phymatoid (fi'mat-oid) [Gr. *φῦμα* growth + *εἶδος* form]. Resembling a tumor or phyma.

phymatorhusin (fi"mat-o-ru'sin) [Gr. *φῦμα* growth + *ῥύσις* issue]. A dark pigment from hair and melanotic tumors. It is a form of melanin.

phymatorrhysin (fi"mat-o-ris'in). Same as *phymatorhusin*.

phymatosis (fi-mat-o'sis). A condition characterized by the presence of phymata.

phymochrom (fi'mo-krōm). An arsenic compound of the thymus gland, used internally in skin diseases.

physalides (fis-al'id-ēz). The plural of *physalis*.

physaliform, physalliform (fis-al'if-orm) [Gr. *φυσαλλίς* bubble + L. *for'ma* shape]. Resembling bubbles.

physaliphore (fis-al'if-ōr) [*physalis* + Gr. *φορεῖν* to carry]. 1. A globular cavity in certain brood-cells of cancers. 2. More correctly, the cell itself which contains such a cavity. Cf. *physalis*.

physalis (fis'al-is), pl. *physal'ides* [Gr. *φυσαλλίς* bubble]. 1. A large brood-cell from a cancer. 2. More correctly, a spheric cavity found in certain cells, such as the large brood-cells of cancers or the giant-cells of sarcoma.

physallization (fis-al-iz-a'shun) [Gr. *φυσαλλίς* bubble]. The formation of a permanent froth when a liquid is shaken together with a gas.

Physaloptera (fis-al-op'ter-ah). A genus of nematode worms of the family Strongylidæ found in the stomach and intestines of man and other vertebrates. **P. caucas'ica** occurs in Russia **P. mor'dens**, a round worm not uncommon in negroes in East Africa.

physconia, physcony (fis-ko'ne-ah, fis'ko-ne) [Gr. *φύσκων* pot-belly]. Enlargement or swelling of the abdomen.

physiatrics (fiz-e-at'riks) [Gr. *φύσις* nature + *ἰατρεία* healing]. The cure of disease by nature.

physic (fiz'ik) [Gr. *φυσικός* natural]. 1. The art of medicine and of therapeutics. 2 A medicine, especially a cathartic. **Culver's p.** See *Leptandra*.

physical (fiz'ik-al) [Gr. *φυσικός*]. Pertaining to nature or to the body.

physician (fiz-ish'un). An authorized practitioner of medicine. **attending p.**, a physician who attends a hospital at stated times to visit the patients and give directions as to their treatment. **resident p.** Same as *intern*.

Physick's operation, pouches, tincture, etc. (fiz'iks) [Philip Syng *Physick*, American surgeon, 1768–1837] See under *operation, pouch, tincture*.

physicochemic (fiz"ik-o-kem'ik). Pertaining to physics and chemistry.

physicogenic (fiz"ik-o-jen'ik). Due to physical causes; of physical origin, as opposed to *psychogenic*.

physicotherapeutics, physicotherapy (fiz"ik-o-ther-ap-u'tiks, fiz"ik-o-ther'ap-e). Same as *physiotherapy*.

physics (fiz'iks) [Gr. *φύσις* nature]. The science of the laws and phenomena of nature, but especially of the forces and general properties of matter.

physicum (fiz'ik-um). A preliminary examination in German universities leading to a doctor's degree.

physinosis (fiz-in-o'sis) [Gr. *φύσις* nature + *νόσος* disease]. Any disease due to physical agents.

physiochemic (fiz"e-o-kem'ik). Pertaining to physical chemistry.

physiocrasy (fiz-e-ok'ras-e) [Gr. *φύσις* nature + *κρατεῖν* to rule]. The passive tendency in therapeutics which permits nature to take its course with little interference by man. Cf. *anthropocracy*

physiognomy (fiz-e-og'no-me) [Gr. *φύσις* nature + *γνώμων* a judge]. 1. The determination of mental or moral character and qualities by the face. 2. The countenance, or face. 3. The facial expression and appearance as a means of diagnosis.

physiologic, physiological (fiz"e-o-loj'ik, fiz"e-o-loj'ik-al). 1. Pertaining to physiology or the functions of the body and organs. 2. Normal; not pathologic.

physiologico-anatomic (fiz-e-o-loj"ik-o-an-at-om'ik). Pertaining to physiology and anatomy.

physiologist (fiz-e-ol'o-jist). A specialist in the study of physiology.

physiology (fiz-e-ol'o-je) [Gr. *φύσις* nature + *λόγος* discourse]. The science which treats of the functions of the living organism and its parts. **animal p.**, the physiology of animals. **comparative p.**, the study and comparison of the physi-

ology of animals or plants of various species. **general p.**, the science of the general laws of life and functional activity. **morbid p.**, the study of functions as modified by disease. **pathologic p.**, the study of disordered function or of function in diseased tissues. **special p.**, the physiology of particular organs. **vegetable p.**, the physiology of plants.

physiomedical (fiz"e-o-med'ik-al). Of or relating to physiomedicalism.

physiomedicalism (fiz"e-o-med'ik-al-izm) [Gr. *φύσις* nature + *medicalism*]. A system of medical treatment in which only plant remedies are used, excluding those which are poisonous.

physionomy (fiz-e-on'o-me) [Gr. *φύσις* nature + *νόμος* law]. The science of the laws of nature.

physiopathic (fiz"e-o-path'ik) [Gr. *φύσις* nature + *πάθος* disease]. Babinski's term for the non-psychopathic functional nervous disorders.

physiopathologic (fiz"e-o-path-o-loj'ik). Pertaining to both the physiologic and pathologic conditions.

physiopathology (fiz"e-o-path-ol'o-je) [*physiology* + *pathology*]. The science of functions in disease, or as modified by disease.

physiophyly (fiz-e-of'il-e) [Gr. *φύσις* nature + *φῦλον* tribe]. The evolution of bodily functions.

physiopsychic (fiz"e-o-si'kik) [Gr. *φύσις* nature + *ψυχή* mind]. Relating to both body and mind.

physiosis (fiz-e-o'sis) [Gr. *φυσίωσις* a puffing up]. Distention of the abdomen with flatus.

physiotherapy (fiz"e-o-ther'ap-e) [Gr. *φύσις* nature + *θεραπεία* cure]. The use of natural forces, such as light, heat, air, water, and exercise, in the treatment of disease.

physique (fiz-ēk'). Bodily structure, organization, and development.

physocele (fi'so-sēl) [Gr. *φῦσα* air + *κήλη* tumor]. 1. A tumor filled with gas. 2. A hernial sac filled with gas. 3. Dilatation of the scrotum with gas.

physohematometra (fi"so-hem"at-o-me'trah) [Gr. *φῦσα* air + *αἷμα* blood + *μήτρα* womb]. The presence of gas and blood within the uterus

physohydrometra (fi"so-hi-dro-me'trah) [Gr. *φῦσα* air + *ὕδωρ* water + *μήτρα* womb]. Air or gas and serum in the uterine cavity.

physometra (fi"so-me'trah) [Gr. *φῦσα* air + *μήτρα* womb]. Air or gas in the uterine cavity.

physopyosalpinx (fi-so-pi-o-sal'pinx) [Gr. *φῦσα* air + *πύον* pus + *σάλπιγξ* tube]. Presence of pus and gas in the oviduct.

Physostigma (fi-so-stig'mah) [Gr. *φῦσα* bellows + *στίγμα* stigma]. A genus of tropical leguminous plants. The poisonous seed of *P. venenō'sum*, Calabar bean, a climbing plant of Africa, contains the alkaloids physostigmin and calabarin. Physostigma is a motor depressant, miotic, and antispasmodic, in large doses producing death by paralysis of respiration. It is employed in tetanus, trismus, and other spasmodic affections; as an expectorant in bronchitis, asthma, and emphysema, and as a stimulant in atonic constipation and dilatation of the stomach. Dose of extract, $\frac{1}{16}$–$\frac{1}{8}$ gr. (0.004–0.01 gm.); of fluidextract, 1–3 min. (0.066–0.2 c.c.); of tincture, 5–15 min. (0.333–1 c.c.).

physostigmin (fi-so-stig'min). A miotic alkaloid from Calabar bean, $C_{15}H_{21}N_3O_2$. Called also *eserin*. It is highly poisonous, and is used as a miotic. Internal dose, $\frac{1}{128}$–$\frac{1}{64}$ gr. (0.0005–0.001 gm.); for external use, $\frac{1}{60}$–$\frac{1}{20}$ gr. (0.001–0.003 gm.). The salicylate and sulphate are the salts commonly used. **p. salicylate**, a compound, $C_{15}H_{21}N_3O_2.C_7H_6O_3$, is used as a miotic in paralysis of accommodation for the purpose of overcoming mydriasis and for reducing intra-ocular tension. Dose, $\frac{1}{30}$ gr. (0.0001 gm.); externally, by instillation, a 0.5 to 1 per cent. solution is employed. **p. sulphate**, $(C_{15}H_{21}N_3O_2)_2.H_2SO_4 + 7H_2O$, is used in veterinary medicine.

physostigminism (fi-so-stig'min-izm). Poisoning by physostigmin.

physovenin (fi-sov'en-in). A crystalline alkaloid, $C_{14}H_{18}N_2O_3$, from Calabar beans.

phytagglutinin (fi-tag-lu'tin-in). A phytotoxin which has the power of agglutinating red blood-corpuscles.

phytalbumin (fi-tal-bu'min) [Gr. *φυτόν* plant + *albumin*]. Vegetable albumin.

phytalbumose (fi-tal'bu-mōs) [Gr. *φυτόν* plant + *albumose*]. An albumose of vegetable origin.

phytase (fi'tās). A ferment, found in the liver and the blood, which splits phytin into inosite and phosphoric acid.

phytin (fi'tin). 1. A phosphorus compound derived from seeds probably $[CH.OPO(OH)_2]_6$: used as a nutrient. 2. A proprietary digestive and appetizer, said to be the potassium and magnesium salt of anhydro-oxymethylene diphosphoric acid.

phyto- [Gr. *φυτόν* plant]. A prefix indicating relation to a plant or plants.

phyto-anaphylactogen (fi"to-an-af-il-ak'to-jen). See *phytosensitinogen*.

phytobezoar (fi-to-be'zor) [Gr. *φυτόν* plant + *bezoar*]. A hair-ball composed of vegetable matter such as skins, seeds, and the fibers of fruit and vegetables. Called also *food-ball*. See *hair-ball*.

phytochemistry (fi-to-kem'is-tre) [Gr. *φυτόν* plant + *chemistry*]. The study of the chemic processes that take place in plants.

phytocholesterol (fi"to-ko-les'ter-ol). Same as *phytosterol*.

phytodemic (fi-to-dem'ik) [Gr. *φυτόν* plant + *epidemic*]. An epidemic attack of any disease of plants

phytogenesis (fi-to-jen'es-is) [Gr. *φυτόν* plant + *γένεσις* generation]. The origin and development of plants.

phytogenetic, phytogenic (fi"to-jen-et'ik, fi-to-jen'ik). Phytogenous.

phytogenous (fi-toj'en-us) [Gr. *φυτόν* plant + *γεννᾶν* to produce]. Derived from a plant, or caused by a vegetable growth.

phytoglobulin (fi-to-glob'u-lin) [Gr. *φυτόν* plant + *globulin*]. Vegetable globulin.

phytoid (fi'toid) [Gr. *φυτόν* plant + *εἶδος* form]. Resembling a plant.

Phytolacca (fi-to-lak'ah) [Gr. *φυτόν* plant + L. *lac'ca* lac]. A genus of plants of many species, mostly poisonous. The fruit of *P. decan'dra* (*phytolac'cæ fruc'tus*), poke berry, also the root of the same (*p. ra'dix*), poke-root, an alterative, cathartic, emetic, and antirheumatic. They have been used in rheumatism, parasitic diseases of the skin, hemorrhoids, and granular conjunctivitis. Dose of either the fruit or root in substance, 5–30 gr. (0.333–2 gm.); of fluidextract of root, 5–30 min. (0.333–2 c.c.); of tincture, 8–60 min. (0.533–4 c.c.).

phytolaccin (fi-to-lak'sin). A concentration prepared from the root of *Phytolac'ca decan'dra*. Dose, 1–3 gr. (0.066–0.19 gm.).

phytolin (fi'to-lin). A proprietary preparation of *Phytolac'ca decan'dra*: said to cure obesity. Dose, 10 min. (0.66 c.c.).

Phytomonas (fi-tom'o-nas). A genus of Bacteriaceæ pathogenic for plants.

phytoparasite (fi-to-par'as-It) [Gr. *φυτόν* plant + *parasite*]. Any parasitic vegetable organism or species.

phytopathogenic (fi"to-path-o-jen'ik). Producing disease in plants.

phytopathology (fi"to-path-ol'o-je) [Gr. *φυτόν* plant + *pathology*]. 1. The pathology of plants. 2. The pathology of morbid conditions caused by schizomycetes and other vegetable parasites.

phytophagous (fi-tof'ag-us) [Gr. *φυτόν* plant + *φαγεῖν* to eat]. Eating vegetable food.

phytophosin (fi-tof'o-sin). A calcium salt of inosite phosphoric acid containing 25 per cent. of calcium oxid and 40 per cent. of organic phosphoric acid.

phytoplasm (fi'to-plazm) [Gr. *φυτόν* plant + *πλάσμα* thing formed]. Vegetable protoplasm.

phytoprecipitin (fi-to-pre-sip'it-in). A precipitin produced by immunization with protein substances of plant origin.

phytoroides (fi-to-roi'dēz). A proprietary anti-fat preparation of thyroid extract, phytolacca, *Fucus vesiculosus*, etc.

phytosensitinogen (fi"to-sen-sit-in'o-jen) [Gr. *φυτον* plant + *sensitinogen*]. A protein substance of vegetable origin capable of inducing anaphylaxis; called also *phyto-anaphylactogen*.

phytosis (fi-to'sis) [Gr. *φυτόν* plant]. Any disease of bacterial origin.

phytosterin (fi-tos'ter-in) [Gr. *φυτόν* plant + *στέαρ* fat]. Same as *phytosterol*.

phytosterol (fi-to-ste'rol). A sterol, $C_{27}H_{40}O$, found in plant cells.

phytotoxin (fi-to-toks'in) [Gr. *φυτόν* plant + *τοξικόν* poison]. A toxin derived from a plant, such as abrin, ricin, crotin, and robin.

phytotrichobezoar (fi"to-tri-ko-be'zo-ar) [Gr. *φυτόν* plant + *θρίξ* hair + *bezoar*]. See *hair-ball*.

phytovitellin (fi-to-vi-tel'in). Vitellin of vegetable origin.

phytoxylin (fi-toks'il-in) [Gr. *φυτόν* plant + *ξύλον* wood]. A substance resembling pyroxylin: used in preparing celloidin sections.

pia (pi'ah) [L. "tender"]. Same as *pia mater*.

pia-arachnitis (pi"ah-ar-ak-ni'tis). Inflammation of the pia and arachnoid; leptomeningitis.

pia-arachnoid (pi"ah-ar-ak'noid). The pia and the arachnoid considered as forming one organ; arachnopia.

pial (pi'al). Pertaining to the pia.

pialyn (pi'al-in) [Gr. *πῖαρ* fat + *λύειν* to loosen]. See *lipase*.

pia mater (pi'ah ma'ter) [L. "tender mother"]. The innermost and most vascular of the three membranes of the brain (**cerebral p.**) and the spinal cord (**spinal p.**).

piamatral (pi-ah-ma'tral). Pertaining to the pia mater; pial.

pian (pe-ahn') [Fr.]. The yaws, or frambesia. **p.-bois**, a disease similar to frambesia, seen in the forest region of Guiana. It is marked by circumscribed swellings on the skin of the legs, on which ulcers form. There are enlargement of the inguinal glands and pains in the legs.

piano-players' cramp. See *professional cramp*, under *cramp*.

piantic (pe-an'tik) [Gr. *πιαντικός* fattened]. Fattened for slaughter; a term applied to bacteria which are descended from sensitized parents and are thus more than ordinarily subject to agglutination or lysis.

piantication (pe-an-tik-a'shun) [see *piantic*]. The process of making subcultures from a sensitized culture of a particular strain of bacteria. The bacteria of the subcultures are more than ordinarily sensitive.

piarachnitis (pi-ar-ak-ni'tis). Inflammation of the pia mater and arachnoid; leptomeningitis.

piarachnoid (pi-ar-ak'noid) [*pia* + *arachnoid*]. The pia and arachnoid considered together as one mass.

piarhemia, piarhæmia (pi-ar-he'me-ah) [Gr. *πῖαρ* fat + *αἷμα* blood]. The presence of fat in the blood; lipemia.

piblokto (pib-lok'to). An Eskimo name for an attack of hysteria among women in Greenland.

pica (pi'kah) [L.]. A craving for unnatural articles of food; a depraved appetite. It is seen in hysteria and chlorosis and in pregnancy.

Picchini's syndrome (pik-ke'nēz). See under *syndrome*.

piceus (pi'se-us) [L. *pi'ceus*]. Of the nature of pitch.

pichi (pe'tshe). A Chilian drug, the resinous twigs of *Fabia'na imbrica'ta:* used in cystitis and gonorrhea. Dose of extract, 5–10 gr. (0.333–0.666 gm.); of fluidextract, 15–150 min. (1–10 c.c.).

Pick's disease (piks) [Filipp Josef *Pick*, German dermatologist, 1834–1910]. Erythromelia. **P's liniment.** See under *liniment*.

Pick's disease, syndrome (piks) [Friedel *Pick*, Prague physician, 1867–1926]. See under *disease* and *syndrome*.

picolin (pik'o-lin) [L. *pix* pitch + *o'leum* oil]. A colorless liquid base, alpha methyl pyridine, $C_5H_4N.CH_3$, from coal-tar, oil, etc.

picraconitin (pik-rak-on'it-in). An alkaloid, $C_{31}H_{45}NO_{10}$, from aconite.

picradonidin (pik-rad-on'id-in). A bitter glucosid from Adonis: used like digitalis. Dose, $\frac{1}{10}$–$\frac{1}{4}$ gr. (0.006–0.015 gm).

picramic acid (pik-ram'ik). See *acid*.

Picrasma. See *Quassia*.

picrate (pik'rāt). Any salt of picric acid.

picratol (pik'rat-ol). Silver trinitrophenolate, $C_6H_2.(NO_2)_3.OAg$: used externally.

picric acid (pik'rik). See *acid*.

picrin (pik'rin) [Gr. *πικρός* bitter]. A bitter substance from *Digita'lis purpu'rea*. Dose, $\frac{1}{4}$–$\frac{1}{2}$ gr. (0.016–0.033 gm.).

picroadonidin (pik"ro-ad-on'id-in). A bitter, amorphous powder from *Adonis:* tonic and diuretic.

picrocarmin (pik-ro-kar'min). A stain prepared from picric acid and carmin and used in microscopy. It consists of a mixture of carmin (1 part), ammonia (5 parts), and distilled water (50 parts), to which are added 50 parts of an aqueous solution of picric acid.

picroformal (pik-ro-for'mal). A saturated solution of picric acid in water, mixed with a 6 per cent. aqueous solution of formal: used as a fixing agent.

picrol (pik'rol) [Gr. *πικρός* bitter]. Potassium diiodorcsorcin monosulphonate, $(OH)_2.C_6HI_2.SO_3OK$, a colorless and odorless, bitter, antiseptic powder: used as a wound dressing like iodoform.

picronigrosin (pik"ro-ni-gro'sin). A solution of picric acid and nigrosin in alcohol: used as a stain.

picropodophyllin (pik"ro-pod-o-fil'in). A crystalline principle from *Podophyl'lum pelta'tum:* medicinally active. It is said to be obtainable from podophyllotoxin also.

picropyrin (pik-ro-pi'rin). A substance, in inflammable yellow needles, derived from picric acid and antipyrin.

Picrorrhiza (pik-ro-ri'zah) [Gr. *πικρός* bitter + *ῥίζα* root]. A genus of herbs. The rhizome of *P. kuer'va* is tonic and antiperiodic. Dose, 10–30 gr. (0.6–2.0 gm.).

picrosaccharometer (pi"kro-sak-a-rom'et-er). An instrument used in estimating diabetic sugar.

picrosclerotin (pik-ro-skle'ro-tin). A poisonous alkaloid occurring in ergot of rye.

picrotoxin (pik-ro-toks'in) [L. *picrotox'inum*, from Gr. *πικρός* bitter + *τοξικόν* poison]. A bitter, poisonous, crystalline principle, $C_{30}H_{34}O_{13}$, from *coc'culus in'dicus*. It resembles strychnin in action. It is used in chorea, night-sweats, etc., and in an ointment in pediculosis and tinea capitis. Dose, $\frac{1}{120}$–$\frac{1}{80}$ gr. (0.00054–0.0011 gm.).

picrotoxinism (pik-ro-toks'in-izm). Poisoning by picrotoxin.

pidan (pe'dan). Chinese preserved eggs; eggs which have been kept in an infusion of black tea, lime, salt, and wood ashes for about six months.

piebald skin (pi'bawld). A condition in which the pigment of the skin is divided up into patches, or in which it is lacking in certain areas. See *leukoderma* and *vitiligo*.

piedra (pi-e'drah) [Sp.]. A disease of bacterial origin in which nodules form on the shafts of the hair. It is caused by the *Trichos'poron gigan'teum*. **p. nos'tras,** piedra of the beard.

pier (pēr). Same as *abutment*.

piesesthesia (pi-e-zes-the'zhe-ah) [Gr. *πίεσις* pressure + *αἴσθησια* sensation]. Pressure sensibility; the sense by which pressure stimuli are felt.

piesimeter, piesometer, piezometer (pi-e-sim'-et-er, pi-e-som'et-er, pi-e-zom'et-er) [Gr. *πίεσις* pressure + *μέτρον* measure]. An instrument for testing the sensitiveness of the skin to pressure. **Hales' p.,** a glass tube inserted into an artery for the purpose of ascertaining the blood-pressure by the height to which the blood rises in the tube.

piezesthesia (pi'e-zes-the'ze-ah). Piesesthesia.

piezochemistry (pi-e'zo-kem-is-tre) [Gr. *πίεσις* pressure + *chemistry*]. That branch of chemistry which deals with the effect of pressure on chemical phenomena.

Piffard's paste (pif'ardz) [Henry G. *Piffard*, dermatologist in New York, 1842–1910]. See under *paste*.

pigeon-breast (pij'un). See *breast*.

pigment (pig'ment) [L. *pigmen'tum* paint]. 1. Any dye or paint; a paint-like medicinal preparation to be applied to the skin. 2. Any normal or abnormal coloring-matter of the body. **bile p.,** any one of the coloring-matters of the bile; they are bilirubin, biliverdin, bilifuscin, biliprasin, choleprasin, bilihumin, and bilicyanin. **blood p.,** any one of the pigments derived from hemoglobin; they are hematin, hematoidin, hemosiderin, hematoporphyrin, methemoglobin, and hemofuscin. **extraneous p's,** those abnormal pigments which enter the body from without. **hematogenous p.,** any pigment derived from the blood or from the blood-pigment. **hepatogenous p.,** bile-pigment formed by disintegration of hemoglobin in the liver. **lipochrome p.** See *lipochrome*. **malarial p.,** a pigment formed by the malarial parasite from the pigment of the blood. **melanotic p.** See *melanin*. **metabolic p.,** any pigment produced by the metabolic actions of cells. **respiratory p's,** substances, such as hemoglobin, which take part in the oxidation processes of the animal body.

pigmentary (pig'men-ta-re). Pertaining to or of the nature of a pigment.

pigmentation (pig-men-ta'shun). The deposition of coloring-matter; the coloration or discoloration of a part by a pigment. **extraneous p.,** pigmentation caused by coloring-matter introduced from outside of the body. **vagabonds' p.,** pigmentation of the skin due to lice.

pigmented (pig'men-ted). Stained by deposit of pigment.

pigmentolysin (pig-men-tol'is-in). A lysin causing destruction of pigment.

pigmentolysis (pig-men-tol'is-is) [*pigment* + Gr. *λύσις* destruction]. Destruction of pigment.

pigmentophage (pig-men'to-fāj) [*pigment* + Gr. *φαγεῖν* to eat]. Any pigment-devouring cell, especially such a cell of the hair. Called also *chromophage*.

pigmentum nigrum (pig-men'tum ni'grum) [L. "black paint"]. The dark coloring-matter which covers the internal surface of the choroid coat of the eye.

Pignet's formula (pin-yās'). See under *formula*.

pigritis (pi-gri'tis) [L. *pi'ger* slow]. Sluggishness and inactivity of spirit from alcoholism.

piitis (pi-i'tis). Inflammation of the pia mater.

Pil., pil. An abbreviation of L. *pil'ula*, pill, or *pil'ulæ*, pills.

pilar, pilary (pi'lar, pil'a-re) [L. *pila'ris*]. Pertaining to the hair.

pilaster (pil-as'ter). A superfluous ridge or fluting sometimes seen upon the femur.

pilation (pi-la'shun) [L. *pila'tio*]. A hair-like fracture, as of the skull.

Pilcz reflex, sign (pilts) [Alexander *Pilcz*, Austrian neurologist, born 1871]. See *attention reflex*, under *reflex*, and *sign*.

Pilcz-Westphal phenomenon (piltz-vest'fahl). See *Westphal-Pilcz phenomenon*, under *phenomenon*.

pile (pīl) [L. *pi'la* pillar]. 1. An aggregation of similar elements for generating electricity. 2 An individual hemorrhoid. **muscular p.,** layers of muscular tissue so arranged as to generate an electric current. **sentinel p.,** a hemorrhoid-like formation at the lower end of a fissure of the anus. **thermo-electric p.,** a set of slender metallic bars which, on exposure to heat, generates a current of electricity that moves an index and is made to register delicate changes of temperature. **voltaic p.,** a battery for current electricity made up of a series of metallic disks.

pileous (pi'le-us). Hairy.

piles (pīlz). See *hemorrhoid*.

pileum (pi'le-um) [L. a "hat"]. One of the cerebellar hemispheres.

pili annulati (pi'li an-u-la'ti) [L. "ringed hairs"]. Leukotrichia annularis.

piliganin (pi-lig'an-in) [*piligan*, a name of the plant which affords it] A yellowish, amorphous, poisonous alkaloid, $C_{15}H_{24}N_2O$, from *Lycopo'dium saurur'us*, a South American plant· emetic, purgative, and convulsant. Dose of hydrochlorate, $\frac{1}{6}$–$\frac{1}{3}$ gr. (0.011–0.022 gm.).

pilijanin. Same as *piliganin*.

pilimictio, pilimiction (pi-li-mik'she-o, pi-li-mik'shun) [L. *pi'lus* hair + *mic'tio* micturition]. Passing of urine containing hair.

pilin (pi'lin). 1. A fabric resembling spongiopilin. 2. A cosmetic preparation of benzoated and aromatized alcohol.

pill (pil) [L. *pil'ula*] A small globular or oval medicated mass to be swallowed. **A. B. S. p.,** a laxative pill, each one of which contains $\frac{1}{6}$ gr. of aloin, $\frac{1}{12}$ gr. of extract of belladonna, and $\frac{1}{60}$ gr. of strychnin. **Addison's p.,** a pill of calomel, digitalis, and squills **Aitken's p.,** a pill containing reduced iron, $\frac{2}{3}$ gr.; quinin sulphate, 1 gr.; strychnin and arsenic trioxid, $\frac{1}{50}$ gr. each. **p. of aloe,** each pill contains 2 gr. (0.13 gm.) of aloes. Dose, 2 pills. **Anderson's p.,** the compound gamboge pill. **Asiatic p.,** one containing arsenous acid and black pepper. **Baillie's p.,** Guy's p. **Barker's postpartum p.,** a laxative pill containing colocynth, hyoscyamus, nux vomica, aloes, ipecac, and podophyllum. **Becquerel's p's,** quinin sulphate, 24 gr.; extract of digitalis, 3 gr.; colchicum seed, 8 gr; to make 10 pills. **Belloste's p.,** a pill containing mercury, white honey, aloes, black pepper, rhubarb, and scammony. **Blancard's p.,** a pill of iodid of iron. **Blaud's p.,** a pill of carbonate of iron. **blue p.,** a pill of mercury (blue mass). **Boisragon p's,** powdered scammony, 12 gr.; mild mercurous chlorid, 12 gr.; compound extract of colocynth, 40 gr.; aloes, 8 gr.; oil of caraway, 4 min.; to make 14 pills. **chalybeate p.** See *Blaud's p.* **Chapman's p.,** mastic and purified aloes, each $1\frac{1}{2}$ gr.; powdered ipecac, 1 gr; $\frac{1}{4}$ min. of oil of peppermint or fennel **cochia p.,** an actively cathartic pill of various composition, often aloetic. **Cole's p.,** a pill containing $1\frac{1}{2}$ gr. each of jalap, mass of mercury, and purified aloes, and $\frac{1}{50}$ gr. of antimony and potassium tartrate. **compound cathartic p.,** a pill of colocynth, calomel, jalap, and gamboge. Dose, 2 pills. **Debout's p.,** pill for

migraine, made of extract of colchicum and quinin sulphate, 1½ gr. each, and powdered digitalis, ¾ gr. **dinner-p.**, a pill to be taken with the meals. **enteric p.**, a pill coated with a substance, such as salol, which will not dissolve in the stomach. **p. of ferrous carbonate, ferruginous p.** See *Blaud's p.* **p. of ferrous iodid,** each pill contains ½ gr. of iron. **Fothergill's p.**, a pill of calomel, squill, and digitalis. **Francis's triplex p.**, the compound pill of aloes, mercury, and scammony. **Gross's p.**, quinin sulphate, 2 gr.; strychnin, $\frac{1}{30}$ gr.; morphin sulphate and arsenic trioxid, each $\frac{1}{20}$ gr.; extract of aconite leaves, ½ gr. **Guy's p.**, a pill composed of 1 gr. each of digitalis, squill, extract of hyoscyamus, and blue mass. **Haën's p's,** pills composed of 10 gr. aloes, 3 gr. each of scammony and resin of jalap, 4 gr. of powdered ginger, 10 gr. of soap, made into 100 pills. **Hall's p.**, a pill containing 1 gr. each of licorice extract, powdered soap, and molasses. **Heim's p's.** 1. Ipecac, ½ gr.; digitalis, ½ gr.; opium, ½ gr., and extract helenium, q. s. 2. Pills of gamboge, digitalis, squill, antimony, and extract of Pimpinella. **Hooper's p's,** pills of aloes and myrrh. **Janeway's p.**, compound pill of aloes and podophyllin. **Keyser's p.**, antileutic; protoacetate of mercury, 0.6 gm.; manna, 0.12 gm. Make into 72 pills. **Lady Webster's p.**, a dinner-pill of aloes and mastic. **lapactic p.**, a commercial pill containing aloin, strychnin, and belladonna. **Lartigue's p's,** pills containing 20 parts of compound extract of colchicum and 1 part extract of digitalis· used in gout **Meglin's p's,** pills for headache containing extract of hyoscyamus, extract of valerian, and zinc oxid **Murchison's p.**, a pill for dropsy containing blue mass, 2 gr.; digitalis, ½ gr.; and squill, 1½ gr. **Niemeyer's p's.** 1. A pill of quinin, 1 gr; digitalis, ½ gr.; and opium, ½ gr. 2. Same as *Addison's p.* **p. of phosphorus,** each pill contains 1 gr. of phosphorus. **Plummer's p.**, a pill of antimony and calomel; pilulæ antimonii compositæ. **Rufus's p.**, a pill of aloes and myrrh. **triplex p.**, a pill of aloes, 2 gr.; mercurial mass, 1 gr., and resin of podophyllum, ½ gr.: purgative and cholagogue. **Twining's p.**, a pill of calomel, blue mass, and ipecac· used in the treatment of dysentery. **vegetable cathartic p.**, a pill of colocynth, jalap, hyoscyamus, leptandra, and resin of podophyllum.

pillar (pil'ar) [L. *pi'la*]. A supporting structure, mostly occurring in pairs, as the pillars of the abdominal ring, fauces, diaphragm, and fornix. **p's of the abdominal ring,** the columns on each side of the abdominal ring. **p. of the diaphragm.** Same as *crura of diaphragm.* **p's of the fauces,** the folds of mucous membrane on each side of the fauces. **p's of the fornix,** the anterior and posterior portions of the cerebral fornix behind and in front of the body. **Uskow's p's,** two folds of the embryo attached to the dorsolateral portion of the body-wall. From these pillars and the septum transversum the diaphragm is formed.

pillet (pil'et). A little pill, or pellet.

pilleus, pilleum (pil'e-us, pil'e-um) [L. for *caul*]. The membrane which sometimes covers a child's head at birth **p. ventric'uli,** the portion of the duodenum just beyond the pylorus; also called *pars superior duodeni, duodenal bulb, duodenal cap, pyloric cap,* and *bishop's cap.*

pillion (pil-yon'). A temporary artificial leg.

pilocarpidin (pi-lo-kar'pid-in). An isomer of pilocarpin formed by boiling pilocarpin in an alcoholic solution of soda.

pilocarpin (pi-lo-kar'pin). A powerfully sudorific alkaloid, $C_{11}H_{16}N_2O_2$, from jaborandi. It is a lactone derivative of methyl glyoxaline. Many of its salts have been medicinally employed. Dose of hydrochlorid and of nitrate, $\frac{1}{64}$–½ gr. (0.001–0.033 gm.).

Pilocarpus (pi-lo-kar'pus) [Gr. πῖλος cap + καρπός fruit]. A genus of rutaceous shrubs of tropical America. See *jaborandi.*

pilocerin (pi-lo-se'rin). A toxic alkaloid, $C_{30}H_{44}N_2O_4$, from the cactus, *Pilocereus.*

pilocystic (pi-lo-sis'tik) [L. *pi'lus* hair + *cystic*]. Hollow, or cyst-like, and containing hairs: used of certain dermoid tumors.

pilomotor (pi-lo-mo'tor) [L. *pi'lus* hair + *mo'tor* mover]. Causing movements of the hair.

pilonidal (pi-lo-ni'dal) [L. *pi'lus* hair + *ni'dus* nest]. Having hairs for a nidus.

pilose, pilous (pi'lōs, pi'lus) [L. *pilo'sus*]. Having long hairs.

pilosebaceous (pi"lo-se-ba'shus). Pertaining to the hair-glands and sebaceous glands.

pilosin (pi'lo-sin). A crystalline alkaloid, $C_{16}H_{18}N_2O_3$, from pilocarpin mother liquors.

pilosis, pilosism (pi-lo'sis, pi'lo-sizm) [L. *pi'lus* hair]. Excessive or abnormal growth of hair.

pilula (pil'u-lah), pl. *pil'ulæ.* Latin for *pill.*

pilular (pil'u-lar). Resembling or pertaining to a pill.

pilule (pil'ūl) [L. *pil'ula*]. A small pill, or pellet.

pilus (pi'lus), pl. *pi'li.* Latin for *hair.*

pimelitis (pim-el-i'tis) [Gr. πιμελή fat + -ιτις inflammation]. Inflammation of the adipose tissue.

pimeloma (pim-el-o'mah) [Gr. πιμελή fat + -ωμα tumor]. A fatty tumor; lipoma.

pimelopterygium (pim"el-o-ter-ij'e-um) [Gr. πιμελή fat + πτέρυξ wing]. A fatty outgrowth upon the conjunctiva.

pimelorrhea (pim"el-o-re'ah) [Gr. πιμελή fat + ῥοία flow]. Diarrhea with fat in the stools.

pimelorthopnea (pim"el-or-thop-ne'ah) [Gr. πιμελή fat + *orthopnea*]. Difficulty in breathing while lying down, due to excessive fatness.

pimelosis (pim-el-o'sis) [Gr. πιμελή fat]. 1. Conversion into fat. 2. Fatness, or obesity.

pimeluria (pim-el-u're-ah) [Gr. πιμελή fat + οὖρον urine]. The presence of fat in the urine.

Pimenta (pim-en'tah) [Spanish *pimen'ta* allspice; L. *pigmen'tum* spice]. A genus of myrtaceous trees and shrubs of warm regions. The dried fruit of *P. officina'lis* (*Euge'nia pimen'ta*), a tree of tropical America, is allspice. It is employed as an aromatic, stimulant, and carminative. Dose, 5–30 gr. (0.333–2 gm.). See *aqua pimentæ* and *oil of allspice.*

Pimpinella (pim-pin-el'ah) [L.]. A genus of umbelliferous plants. The roots of *P. mag'na* and *P. saxif'raga,* Burnet saxifrage, are tonic, diuretic, emmenagogue, and carminative. Dose of tincture, ½ dr. (2 c.c.). See also *anise.*

pimpinellin (pim-pin-el'in). A bitter, crystallizable principle, seen in colorless needles, from the root of *Pimpinel'la saxif'raga.*

pimple (pim'pl). A papule or pustule.

pin (pin). In dentistry, a peg or dowel by means of which an artificial crown is fixed to the root of a tooth.

pinacolin (pin-ak'o-lin). A clear, oily principle, dimethyl-butanone, $CH_3.CO\ C(CH_3)_3$, with the odor of peppermint, derivable from acetone.

pinapin (pin'ap-in). A preparation of pineapple juice, recommended for use in the treatment of gastric and nasal catarrh.

Pinard's sign (pe-nārz') [Adolphe *Pinard,* French obstetrician, born 1844]. See *sign.*

pince-ciseaux (pans-se-zo') [Fr. "forceps-scissors"]. A cutting forceps used in iridotomy.

pincement (pans-maw') [Fr.]. The pinching of the flesh in massage.

pincers (pin'serz). 1. Forceps. 2. The median deciduous incisor teeth in the horse.

pine (pīn) [L. *pi'nus*]. The name of many coniferous trees, chiefly of the genus *Pi'nus.* The pines afford turpentine, volatile oils, rosin, pitch,

tar, etc. **prince's p.**, Chimophila. **white p.**, Pinus strobus. **p. tar.** See under *tar*.

pineal (pi'ne-al) [L. *pinea'lis; pi'neus* pine-cone]. 1. Shaped like a pine-cone. 2. Pertaining to the conarium or pineal gland. See under *gland*.

pinealectomy (pi"ne-al-ek'to-me) [*pineal gland* + Gr. *ἐκτομή* excision]. Excision of the pineal gland.

pinealism (pi'ne-al-izm). Derangement of the secretion of the pineal body.

pinealoma (pi"ne-al-o'mah). A tumor of the pineal gland.

Pinel's system (pe-nelz') [Philippe *Pinel*, alienist in Paris, 1745–1826]. See under *system*.

pinene (pi'nēn). A terpene, $(CH_3)_2.C.C_6H_7.CH_3$, found in turpentine and many essential oils.

pineoblastoma (pi"ne-o-blas-to'mah). A tumor containing embryonic pineal-gland cells.

pineoline (pi'ne-o-lin). Ethereal extract of pine-needles: for use in skin diseases.

pinguecula, pinguicula (pin-gwek'u-lah) [L. *pin'guis* fat]. [B N A] A triangular, yellowish patch on either side of the cornea in old age, due to irritation, which leads to a colloid infiltration.

pinheroin (pin-her'o-in). A proprietary combination of terpin hydrate and heroin.

piniform (pin'if-orm) [L. *pi'neus* pine-cone + *for'ma* form]. Conic or cone-shaped.

pink and senna (pink). See *worm-tea*.

pink disease. See *erythredema*.

pink-eye (pink'i). An epidemic, contagious conjunctivitis due to the bacillus of conjunctivitis.

pink-root. See *Spigelia*.

Pinkus's disease (pin'koos) [Felix *Pinkus*, German dermatologist, born 1868]. Lichen nitidus.

pinna (pin'nah) [L. "wing"]. The projecting part of the ear lying outside of the head. See *ear*.

pinnaglobin (pin-ag-lo'bin). A respiratory pigment found in *Pinna squamosa* which contains manganese instead of iron.

pinnal (pin'al). Pertaining to the pinna.

pinocytosis (pi-no-si-to'sis) [Gr. *πίνειν* to drink + *κύτος* cell]. The absorption of liquids by cells.

pinol (pi'nol). 1. A substance isomeric with ordinary camphor, derivable from pinene. 2. A volatile oil from the leaves of *Pi'nus pumil'io*.

pinoleum (pin-o'le-um). A proprietary remedy for respiratory catarrh.

pinotherapy (pi-no-ther'ap-e). See *peinotherapy*.

Pinx's sign or **syndrome.** See under *sign*.

pins and needles. A popular name for paresthesia marked by pricking and tingling sensations in a part.

pint (pīnt) [L. *octa'rius*]. A measure of quantity (symbol O); 16 fluidounces (wine measure) or 28.875 cubic inches (473.18 c.c.). The imperial pint is equal to 20 fluidounces. See further under *weights and measures*.

pinta, pinto (pēn'tah, pēn'to) [Sp. "painted"]. Mal de los pintos, or spotted sickness; a contagious skin disease resembling psoriasis, occurring in Mexico and other tropical countries. It is probably parasitic, and due to various species of *Aspergillus, Penicillium, Monilia*, etc.

Pinus (pi'nus). See *pine*.

pinus (pi'nus) [L.]. The pineal gland.

pinuseptol (pi-nu-sep'tol). A proprietary pine oil emulsion: used as an antiseptic.

pin-worm (pin'werm). Same as *Oxyuris*.

pio-epithelium (pi"o-ep-ith-e'le-um). Epithelium in which fatty matter is deposited.

pionemia, pionæmia (pi-o-ne'me-ah) [Gr. *πίων* fat + *αἷμα* blood]. The presence of fat or oil in the blood; lipemia.

Pioph'ila ca'sei. The fly whose larvæ are the "cheese-skippers" and a common cause of intestinal myiasis.

Piorkowski's medium (pe-or-kov'skēz) [Max *Piorkowski*, German bacteriologist, born 1859]. See under *medium*.

piorthopnea, piorthopnœa (pi-or-thop-ne'ah) [Gr. *πίων* fat + *ὀρθός* upright + *πνοΐα* breath]. Dyspnea when lying down, due to the accumulation of fats.

pioscope (pi'o-skōp) [Gr. *πίων* fat + *σκοπεῖν* to view]. An instrument for estimating the fat content of milk by comparing its color with the six shades painted on the instrument.

pip (pip). A contagious disease of poultry affecting the eyes, nostrils, and tongue.

pipe-jaw (pīp'jaw). A painful condition of the jaws from carrying a tobacco-pipe in the teeth.

Piper (pi'per) [L. "pepper"]. 1. A genus of plants producing kava-kava, betel, cubeb, matico, and pepper. 2. See *pepper*. **P. angustifo'lium,** matico. **P. be'tle,** betel leaf. **P. ni'grum,** black pepper.

piperazin (pip-er-a'zin). A crystalline base, diethylene diimin, $NH(CH_2)_4NH$, soluble in water, and formed by the action of ammonia on ethylene bromid or chlorid. It is a solvent of uric acid; also an antiluetic and diuretic, and is used in gout, diabetes, and lithemia. Dose of hydrochlorate in 2 per cent. solution, hypodermically, 5 gr. (0.33 gm.); by the mouth, 8 gr. (0.5 gm.).

piperidin (pi-per'id-in). A liquid base, pentamethylene imin, $CH_2(CH_2)_4NH$, derivable from piperin and from cadaverin. **p. bitartrate,** a crystalline compound recommended as a solvent for uric acid.

piperin (pip'er-in) [L. *piperi'num*]. A crystallizable, slightly soluble alkaloid, $C_5H_{10}N.CO.(CH)_2CH.C_6H_3.O_2CH_2$, from *Piper nigrum:* antiperiodic. Dose, 1–5 gr. (0.06–0.33 gm.).

piperism (pi'per-izm) [L. *pi'per* pepper]. Poisoning by pepper.

piperonal (pi-per'o-nal). See *heliotropin*.

piperovatin (pi-per-o'vat-in). An alkaloid, $C_{16}H_{21}NO_2$, from *Pi'per ova'tum:* it has spastic properties.

pipet, pipette (pe-pet') [Fr. *pipette*]. 1 A glass tube used in handling small quantities of liquid or gas. 2. To use the pipet.

pipitzahoac (pip-it"zah-ho-ak') [Mex.]. The root and rhizome of *Pere'zia adna'ta, P. frutico'sa*, and other Mexican plants: cathartic.

pipsissewa (pip-sis'se-wah). See *Chimaphila*.

Piptadenia (pip-tad-e'ne-ah). See *niopo-snuff*.

piqûre (pe-koor') [Fr.] Puncture, especially Claude Bernard's diabetic puncture.

piriform (pir'if-orm) [L. *pi'rus* pear + *for'ma* shape]. Pear shaped.

piriformis (pir-if-or'mis). See *muscles, table of*.

Pirogoff's amputation, angle, operation (pir-o-gofs') [Nicolai Ivanowitsh *Pirogoff*, Russian surgeon, 1810–1881]. See *amputation, angle*, and *operation*.

Piroplasma (pi-ro-plaz'mah) [L. *pi'rum* pear + Gr. *πλάσμα* something formed]. A genus of sporozoans, parasitic in the blood-corpuscles of dogs, horses, sheep, and oxen. **P. bigem'inum,** a species causing Texas cattle fever and transmitted by the bite of infected cattle-ticks, *Margaropus annulatus*. They are pear-shaped bodies, seen usually in pairs in the red corpuscles. **P. bo'vis,** a species which causes the red-water or hemoglobinuric fever of cattle in Europe. **P. cabal'li,** a species causing biliary fever in horses in Russia and Siberia. **P. ca'nis,** a species found in dogs, causing a disease termed malignant jaundice or bilious fever. It is transmitted by a tick, *Rhipicephalus sanguineus*. **P. commu'ne,** a species causing an epizoötic of dogs at Columbus, Ohio. **P. diver'gens,** a species differing from *P. bigeminum*, but causing a similar disease. **P. donovan'i.** See *Leishmania donovani*. **P. e'qui,** a species causing hemoglobinuria and jaundice in

horses. Called also *Nuttalia equi*. **P. hom'inis**, the blood parasite, thought to cause Rocky Mountain spotted fever, transmitted to man by the bite of the tick, *Dermacentor venustus*. It is an ovoid body, showing ameboid movement, and occupying the edge of the red blood-cells. See *Rickettsia*. **P. mu'tans**, a species of South Africa, smaller than *P. bigeminum*. **P. o'vis**, a species causing a disease in sheep. It is transmitted by the tick, *Rhipicephalus bur'sa* **P. par'va**, a species causing Rhodesian red-water fever of cattle. It is found also in India and in Japan. Called also *Theileria parva*.

Piroplasmidæ (pi-ro-plaz'mid-e). A provisional family belonging to the hemosporidia, the type of which is Babesia bigeminum (Russell).

piroplasmosis (pi"ro-plaz-mo'sis). Infection with piroplasma; a condition marked by chronic irregular fever, enlargement of the spleen, bronchitis, edema of the feet, subcutaneous hemorrhage, and dysentery. **bovine p.** Same as *Texas fever*. See under *fever*. **equine p.** See *equine biliary fever*, under *fever*.

Pirquet's reaction (pēr'kāz) [Clemens von *Pirquet*, Austrian pediatrist, born 1874]. See *cutaneous reaction*, under *reaction*

Piscidia (pis-id'e-ah) [L. *pis'cis* fish + *cæ'dere* to kill]. A genus of leguminous trees. The bark of *P. erythri'na*, Jamaica dogwood, is a mild anodyne. Dose of fluidextract, 15–60 min. (1–4 c.c.).

piscidin (pis-i'din). A neutral principle from *Piscid'ia erythri'na:* used as an anodyne and antispasmodic.

piscina (pis-i'nah) [L.]. A bath-tub.

pisco (pis'ko) [the name of a town in Peru]. A variety of brandy made in Peru.

pisiform (pi'sif-orm) [L. *pisifor'mis; pi'sum* pea + *for'ma* shape]. 1. Like a pea in shape and size. 2. The pea-like bone at the ulnar side of the proximal row of the carpus.

Pistacia (pis-ta'she-ah). See *mastic*.

Pistia stratiotes (pis'te-ah stra-te-o'tēz) [L.]. A plant of Asia. Called *taká panna* in India: used there in measles.

pistil (pis'til). The female organ of a flower.

pit (pit). 1. A hollow fovea or indentation. 2. A pock-mark. 3. To indent, or to become indented, by pressure. **arm p.**, the axillary fossa **auditory p.**, a depression on each side of the after-brain of the embryo, forming the labyrinth of the ear. **basilar p.**, a pit in the crown of an incisor tooth above its neck. **pterygoid p.**, a depression on the inner side of the neck of the condyloid process of the mandible for the attachment of the external pterygoid muscle. **p. of the stomach**, the epigastrium or scrobiculus cordis.

pitch (pitsh) [L. *pix*]. 1. A dark, lustrous, more or less viscous residue from the distillation of tar and other substances. 2. Natural asphalt of various kinds. 3. The height or acuteness of the voice. **black p.**, **naval p.**, an inflammable substance obtainable from the tar of various species of pine. **Burgundy p.** [L. *pix burgun'dica*], an aromatic, oily resin from *A'bies* (or *Pi'cea*) *excel'sa*, the Norway spruce of Europe much used in plasters. **Canada p.**, a resin from *Tsu'ga canaden'sis*, the hemlock tree; *pix canaden'sis*, useful in plasters, etc. **hard p.**, **soft p.**, bituminous substances produced in coal-tar distillation. **Jew's p.**, **mineral p.**, bitumen. **liquid p.**, ordinary wood-tar. **Trinidad p.**, asphalt from Trinidad, British West Indies

pitchblende (pitsh'blend). A black mineral composed principally of uranium oxid. From it are obtained radium and polonium.

pitglandin (pit-glan'din). A proprietary preparation of the anterior lobe of the pituitary body.

pith (pith). To pierce in the spinal cord or brain: a term used in vivisection.

pithecoid (pith'ek-oid) [Gr. *πίθηκος* ape + *εἶδος* form]. Ape-like.

pithiatic (pith-e-at'ik). Pithiatric.

pithiatism (pith-i'at-izm) [Gr. *πείθειν* to persuade + *latrós* curable]. 1 A condition which is caused by suggestion and which renders the patient subject to persuasion; a term proposed by Babinski as the equivalent of hysteria. See *hysteria*. 2. The cure of nervous and mental disorders by persuasion.

pithiatric (pith-e-at'rik). Capable of being cured by persuasion and suggestion.

pithing (pith'ing). Destruction of the brain and spinal cord by thrusting a blunt needle into the spinal canal and cranium: done on animals to destroy sensibility preparatory to experimenting on their living tissues.

pithode (pi'thōd) [Gr. *πίθος* wine-cask + *εἶδος* form]. The nuclear barrel-figure formed in karyokinesis.

pitibulin (pit-ib'u-lin). A proprietary postpituitary extract.

pitnigan (pit'ni-gan). A proprietary extract of the posterior portion of the hypophysis.

pitometer (pit-om'et-er). An instrument for measuring the flow of water in pipes.

pitralon (pit'ral-on). A proprietary preparation of pine tar and halogenized carbohydrates used in the treatment of trichophytoses.

Pitres's sections (pe-tres') [Albert *Pitres*, physician in Bordeaux, born 1848]. See *section*.

pitting (pit'ing). The formation of a depression following pressure on a part, due to edema.

pittylen (pit-i'len). A condensation product of pine-tar and formaldehyd· used in skin diseases.

pituglandol (pit-u-glan'dol). A proprietary extract from the infundibular portion of the pituitary body.

pituita (pit-u'it-ah) [L.]. A glutinous mucus or phlegm.

pituitarism (pit-u'it-ar-izm). Disorder of pituitary function.

pituitarium (pit-u-it-a're-um). The U. S. P. name for a powder prepared from the posterior lobe of the pituitary body of cattle; formerly called *hypophysis sicca*.

pituitary (pit-u'it-a-re). 1. Pertaining to or secreting a mucus or phlegm. 2. Pertaining to the pituitary body. **p. body**, **p. gland**. See under *body*.

pituitin (pit-u'it-in). An extract from the posterior lobe of the pituitary body.

pituitol (pit-u'it-ol). An extract of the posterior lobe of the pituitary body.

pituitotrope (pit-u'it-o-trōp). A person exhibiting pituitotropism.

pituitotropic (pit-u"it-o-trop'ik). Pertaining to or marked by pituitotropism.

pituitotropism (pit-u"it-o-tro'pism) [*pituitary* + Gr. *τρόπος* turning]. Pituitary constitution; a constitution in which the pituitary gland has an abnormally marked influence.

pituitous (pit-u'it-us) [L. *pitu'to'sus*]. Pertaining to mucus or characterized by its secretion.

pituitrin (pit-u'it-rin). A proprietary preparation of the posterior lobe of the pituitary body. used to promote uterine contractions in inertia uteri, to stimulate peristalsis in intestinal atony, and for its tonic effect upon the bladder. Dose, 10–20 gr. (0.6–1.2 c.c.) hypodermically **p. S**, a proprietary pituitary extract for surgical use, twice the strength of pituitrin.

pituitrism (pit-u'it-rizm). Disorder of pituitary function.

piturin (pit'u-rin). An alkaloid, $C_{12}H_{16}N_2$, from *Dubois'sia hopwood'ii*. It is the same as nicotin.

pityriasic (pit-ir-i-a'sik). Pertaining to or affected with pityriasis.

pityriasis (pit-ir-i'as-is) [Gr. *πίτυρον* bran]. The name of various skin diseases characterized by

branny scales. **p. al'ba atroph'icans,** a disease with branny desquamation, followed by atrophy of the skin. **p. cap'itis.** Same as *alopecia furfuracea.* **p. circina'ta, p. macula'ta et circina'ta, p. ro'sea,** a non-contagious skin disease with reddish, scaly patches, moderate fever, and usually with a short and favorable course. **p. circina'ta et margina'ta,** a variety of parasitic origin. **Gibert's p.,** pityriasis rosea. **p. gravida'rum,** a skin discoloration peculiar to pregnancy. **Hebra's p.,** pityriasis rubra. **p. lichenoi'des,** maculopapular erythrodermia. **p. lin'guæ,** geographic tongue. See under *tongue.* **p. ni'gra,** pityriasis with skin pigmentation. **p. nos'tras,** tinea nodosa. **p. pila'ris.** Same as *keratosis pilaris.* **p. ro'sea,** an inflammatory disease of the skin, marked by rose-colored squamous macules and ring-shaped patches, chiefly upon the trunk; called also *p. maculata et circinata* and *herpes tonsurans maculosus.* **p. ru'bra,** an inflammatory disease of the entire skin, sometimes chronic and often fatal. The skin becomes deep red in color and is covered with white scales. **p. ru'bra pila'ris,** a form characterized by keratinization of the epidermis, which exfoliates in small shreds. **p. sim'plex,** the ordinary pityriasis; seborrhœa sicca. **p. steatoi'des,** a scurfy condition of the scalp of a moist or greasy form. **p. tabescen'tium,** general seborrhea with wasting of the body. **p. uteri'num,** chloasma uterinum. **p. versic'olor.** Same as *tinea versicolor.*

pityroid (pit'ir-oid) [Gr. πίτυρον bran + εἶδος form]. Furfuraceous or branny.

Pityrosporum (pit-e-ros'po-rum). A genus of fungi not yet cultivated. They are yeast-like and produce no mycelium **P. ova'le** may be the cause of pityriasis simplex and also of pityriasis alba.

piutinol (pi-u'tin-ol). A mixture of sulphur, pine oil, glycerin, and alcohol· used for preparing sulphur baths.

pix (piks), gen. *pi'cis* [L.]. See *pitch.* **p. burgun'dica,** Burgundy pitch. See *pitch.* **p. canaden'sis,** Canada pitch. **p. carbo'nis præpara'ta,** prepared coal-tar. **p. liq'uida,** tar. **p. lithan'thracis,** coal-tar. **p. pi'ni,** the U. S. P. name for pine tar. See *tar.*

pixcresol (piks-kres'ol). An antiseptic, disinfectant, and deodorant, $C_5H_6N.SO$

pixine (piks'in). A proprietary antiseptic and detergent ointment: used in skin diseases and for wounds.

pixol (piks'ol). A disinfectant compound of soap, potash, and tar. It is used as a demulcent in skin diseases, and has been given in influenza.

P. L., p. l. Abbreviations for *light perception.*

place, Kiesselbach's (plās). A thin point in the nasal septum where perforation is especially liable to occur.

placebo (plas-e'bo) [L. "I will please"]. A medicine given to please or gratify the patient.

placenta (pla-sen'tah) [L. "a flat cake"]. 1. Any cake-like mass 2 The round, flat organ within the uterus which establishes communication between the mother and child by means of the umbilical cord The placenta is a circular mass, about seven inches in diameter, about one inch in thickness, and weighing about sixteen ounces. It consists of an internal, or fetal, portion, which is a smooth, shining membrane continuous with the sheath of the cord (*amnion*), and an external, or maternal, portion, which is of a dark red hue, divided by deep sulci into lobes of irregular outline and extent (the *cotyledons*), which project into depressions in the mucous membrane of the uterus. Over the maternal surface of the placenta is stretched a delicate, grayish, transparent membrane. Around the periphery of the placenta is a large vein (the *circular vein*), which returns a part of the maternal blood from the organ, the remainder returning to the maternal circulation by means of the continuity between the cotyledons and the uterine sinuses. **accessory p.,** a portion of placental tissue distinct from the placenta. **p. accre'ta.** See *adherent p.* **adherent p.,** one which adheres so closely to the uterine wall that it is impossible to find any line of cleavage for placental separation. Called also *placenta accreta.* **annular p.,** one which extends around the interior of the uterus like a ring or belt. **battledore p.,** one with a marginal attachment of the cord. **bilobed p., duplex p.,** one made up of two parts or lobes. **p. biparti'ta,** bilobed placenta. **p. circumvalla'ta,** a cup-shaped placenta. **cirsoid p.,** one the vessels of which appear to be varicose. **p. dimidia'ta,** placenta duplex. **duplex p.,** one made up of two parts or lobes. **p. febri'lis,** the enlarged spleen seen in malaria. **p. fenestra'ta,** one which has spots where the placental tissue is lacking. **fetal p.,** that part of the placenta which comes next to the fetus. **fundal p.,** one which is attached to the fundus in the normal manner. **horseshoe-p.,** a crescentic form of placenta sometimes occurring in twin pregnancy. **incarcerated p.,** a placenta retained by irregular uterine contractions. **p. margina'ta,** a placenta which is surrounded by an unusual margin of elevated placental tissue. **maternal p.,** that part of the placenta which comes next to the uterine wall. rarely adherent when the rest of the placenta is expelled. **p. membrana'cea,** an abnormally thin form of placenta. **multilobed p.,** a placenta having more than three lobes. **p. obsole'ta,** one of two opposed placentas which have no vascular anastomosis. **panduriform p.,** a placenta composed of two halves side by side, resembling a violin in shape. **p. præ'via,** a placenta which intervenes between the intra-uterine cavity and the inner orifice of the cervical canal. It may lead to fatal hemorrhage. **p. præ'via centra'lis,** placenta prævia in which the center of the placenta corresponds to the os uteri. **p. præ'via margina'lis,** placenta prævia in which the placenta comes up to, but does not cover, the os uteri. **p. præ'via partia'lis,** placenta prævia in which the os uteri is only partly obstructed. **p. reflex'a,** a placenta in which the margin is thickened so as to appear "turned up." **p. renifor'mis,** a kidney-shaped placenta. **retained p.,** a placenta usually either adherent or incarcerated by irregular uterine contractions, and which in consequence fails to be expelled after childbirth. **Schultze's p.,** a placenta which is expelled with the central part ahead of the periphery. **p. spu'ria,** a placental exclave which does not take part in the nourishment of the fetus. **stone-p.,** a placenta which contains calcareous or sabulous deposits of greater or less extent. **students' p.,** a placenta retained in consequence of unskilful manipulation. **succenturiate p.,** an accessory or subsidiary placenta. **p. triparti'ta,** a triple or triply divided placenta. **p. truffée,** a placenta containing small, dark-red infarcts. **velamentous p.,** one in which the umbilical cord is attached at one edge. **zonary p.** Same as *annular p.*

placental (pla-sen'tal). Pertaining to the placenta.

placentapepton (pla-sen-tah-pep'tōn). A proprietary preparation of peptone derived from the placenta and used for Abderhalden's optical test for pregnancy.

placentation (pla-sen-ta'shun). The manner of formation and attachment of the placenta.

placentin (pla-sen'tin). An extract from the placenta used in Abderhalden's test.

placentitis (plas-en-ti'tis). Inflammation of the placenta.

placentocytotoxin (pla-sen"to-si-to-toks'in). Same as *placentolysin.*

placentolysin (pla-sen-tol'is-in) [*placenta* + Gr. λύσις solution]. A lysin formed in the serum of an animal into which have been injected placenta



ANOMALIES OF THE PLACENTA 1, placenta with irregular lobes; 2, placenta in two unequal lobes, 3, irregular placenta, 4, small accessory placenta; 5, placenta succenturiata; 6, "battledore" placenta, oval, 7, placenta with velamentous attachment of cord; 8, placenta with two equal lobes.

cells from another animal. It is destructive to the placenta of animals of the species from which the cells were originally taken.

placentoma (pla-sen-to'mah). A neoplasm derived from a portion of the placenta retained after an abortion.

placentotherapy (pla-sen-to-ther'ap-e) [*placenta* + Gr. *θεραπεία* treatment]. The therapeutic use of preparations of the placenta.

placentotoxin (pla-sen-to-tox'in). A naturally occurring synocytotoxin which may cause some of the toxemias of pregnancy.

Placobdel'la catenig'era. A leech found in Europe that attacks man and various animals.

placode (plak'ōd). A thickened plate of ectoderm forming the anlage of an organ in the embryo, as the ear (**auditory p.**) or eye (**optic p.**).

placuntitis (pla"kun-ti'tis) [Gr. *πλακοῦς* placenta]. Inflammation of the placenta.

placuntoma (pla-kun-to'mah) [Gr. *πλακοῦς* placenta + *-ωμα* tumor]. Placentoma.

pladaroma (plad-ar-o'mah). Pladarosis.

pladarosis (plad-ar-o'sis) [Gr. *πλαδαρός* soft] A soft or flaccid tumor of the eyelid.

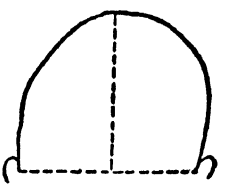

Plagiocephaly (Church and Peterson).

plagiocephalic (pla"je-o-sef-al'ik). Characterized by plagiocephaly.

plagiocephalism, plagiocephaly (pla"je-o-sef'-al-izm, pla"je-o-sef'-al-e) [Gr. *πλάγιος* oblique + *κεφαλή* head]. An unsymmetric and twisted condition of the head. It is usually produced by closure of half of the coronal suture.

plague (plāg) [L. *pla'ga, pes'tis*, Gr. *πληγή* stroke]. 1. A pestilence or severe epidemic 2 Malignant polyadenitis known as *bubonic* or *oriental plague;* an acute febrile and exceedingly fatal epidemic disease produced by *Pasteurella pestis*. It begins with fever and chills, quickly followed by great prostration similar to that of the typhoid state, and later by swelling of the lymphatic glands, forming buboes in the femoral, inguinal, axillary, and cervical regions It is frequently attended with delirium, headache, vomiting, and diarrhea. The plague attacks rats, reptiles, and various animals, but the herbivorous animals are little liable to it The disease is almost always transmitted through the bites of fleas (*Xenopsylla cheopis*) which have become infected by feeding on plague diseased rats. **ambulant p.**, a form with slight fever, dangerous as a means of spreading the disease; the patient may die of a swift collapse. **ambulatory p.**, pestis minor; a relatively mild form of true or oriental plague. **blood p.** See *nam'bi-wa*. **bubonic p.** See *plague* (2d def.). **cattle-p.**, a contagious disease of cattle, which sometimes affects sheep and goats, marked by fever and croupous diphtheritic lesions of the intestinal tract. The organism of the disease is unknown. Called also *rinderpest* and *contagious typhus of cattle*. **cellulocutaneous p.**, plague marked by inflammation and necrosis of the skin and subcutaneous tissues, and often associated with involvement of the lymph-nodes. **defervescing p.**, a form which ends by a crisis. **fowl p.**, a disease of domestic fowls, differing from chicken-cholera, and caused by some unknown organism. The disease occurs in northern Italy, Germany, and France. Called also *chickenpest*. **glandular p.** See *plague* (2d def.). **hog-p.**, an infectious disease of swine hog-cholera. **lung p.** See *pleuropneumonia* (2d def.) **mild p., larval p.**, pestis minor a mild form with buboes, but with little constitutional disturbance. **Pahvant Valley p.** See *tularemia*. **pneumonic p.**, an extremely fatal form of plague in which the bacilli become lodged in the air-cells of the lungs and produce inflammation. **premonitory p.**, a mild form which sometimes foreruns the typical endemic variety. **reindeer p.**, an epidemic disease among the reindeer of Lapland, which kills thousands of calves and young animals. The cadavers show emphysematous edema. **septicemic p.**, bubonic plague with little or no local manifestation, but with severe constitutional symptoms. **Siberian p.**, anthrax. **siderating p.**, a form, often pneumonic and usually fatal, before buboes appear **p.-spot**, an ecchymosis seen in some cases of bubonic plague, probably due to the bite of vermin. **swine p.**, an infectious disease of swine occurring sporadically and caused by *Bacillus* (*Pasteurella*) *pestis*. The lesions resemble those of hog-cholera, but show greater tendency to pleuritis and pneumonia **tarabagan p.** See *tarabaganía*. **white p.**, tuberculosis

Planck's constant (planks) [Max *Planck*, German physicist, born 1858]. See under *constant*

plane (plān) [L. *pla'nus*]. A flat surface. **Addison's p's**, planes used as landmarks in the topography of the thorax and abdomen **Aeby's p.**, a plane through the nasion and basion, perpendicular to the median plane of the cranium. **auriculo-infra-orbital p.**, a plane passing through the auricular points and the lowest points of the orbits **axiobuccolingual p.**, a plane parallel with the bony axis of a tooth and passing through the buccal and lingual surfaces. **axiolabiolingual p.**, a plane parallel with the long axis of a tooth and cutting its labial and lingual surfaces. **axiomesiodistal p.**, a plane parallel with the long axis of a tooth and cutting its mesial and distal surfaces. **Baer's p.**, a plane through the upper border of the zygomatic arches. **Blumenbach's p.**, a plane parallel with the base of a skull from which the lower jaw has been removed. **datum p.**, a given horizontal plane from which craniometric measurements are made. **Daubenton's p.**, a plane in which are the opisthion and the lower edges of the orbits. **Hensen's p.**, a plane passing through the center of a series of sarcous elements of a muscle-fibril. **Hodge's p.**, a plane passing through the second sacral vertebra and the upper border of the os pubis, and parallel to the plane of the pelvic inlet **horizontal p.**, a plane passing through a tooth at right angles to its long axis. **labiolingual p.**, a plane parallel with the long axis of a tooth and passing through the labial and lingual surfaces **Listing's p.**, a transverse vertical plane which is perpendicular to the anteroposterior axis of the eye, and which contains the center of motion of the eyes; in it also lie the transverse and vertical axes of voluntary ocular rotation. **Meckel's p.**, a plane passing through the auricular and alveolar points **mesiodistal p.**, the plane of a tooth which passes through its mesial and distal surfaces. **Morton's p.**, a plane through the most projecting points of the parietal and occipital protuberances. **nuchal p.**, the outer surface of the occipital bone between the foramen magnum and the superior curved line. **occipital p.**, the outer surface of the occipital bone above the superior curved line. **orbital p.** 1 The orbital surface of the maxilla. 2. The plane that passes through the visual axis of each eye **popliteal p.**, the popliteal space. **sagittal p.**, a plane running in an anteroposterior direction. **sternal p.**, the anterior surface of the sternum. **temporal p.**, the depressed area on the side of the skull below the inferior temporal line. **tentorial p.**, a straight line drawn through the tentorium. **visual p.** Same as *orbital p.* (2d def.).

planimeter (pla-nim'et-er) [L. *pla'nus* plane + Gr. *μέτρον* measure]. An instrument used in measuring the area of surfaces.

planithorax (plan-ith-o'rax). A diagram of the front and back of the chest.

plankton (plank'ton) [Gr. *πλανκτός* wandering]. A collective name for the minute free-floating

organisms which live in practically all natural waters.

planocellular (pla-no-sel'u-lar). Made up of flat cells.

Planococcus (pla-no-kok'us) [Gr. πλάνη wandering + κόκκος coccus]. A genus of motile bacteria whose cells divide in two dimensions, as in *Micrococcus*, but which possess flagella.

planoconcave (pla-no-kon'kāv). Flat on one side and concave on the other. See *lens*.

planoconvex (pla-no-kon'veks). Flat on one side and convex on the other.

planocyte (pla'no-sīt) [Gr. πλάνη wandering + κύτος cell]. A wandering cell.

Planorbis (plan-or'bis). A genus of snails. Several species act as intermediate hosts for Schistosoma mansoni. *P. bois'syi*, in Egypt. *P. guadelupen'sis*, in Venezuela *P. olivaceus*, in Brazil.

Planosarcina (pla-no-sar'sin-ah) [Gr. πλάνη wandering + *sarcina*] A genus of motile bacteria whose cells divide in three dimensions, as in *Sarcina*, but which have flagella.

planotopokinesia (pla"no-top"o-kin-e'ze-ah) [Gr. πλάνη wandering + τόπος place + κίνησις movement]. Disturbance of the power of geometric orientation.

planta (plan'tah) [L.], pl. *plan'tæ* [B N A]. The sole of the foot.

Plantago (plan-ta'go). A genus of herbs; plantain. The root and leaves of *P. ma'jor* are astringent, refrigerant, and diuretic. *P. psyllium* furnishes psyllium seed. See *psyllium*

plantain (plan'tān). See *Plantago*.

plantar (plan'tar) [L. *plantaris*]. Pertaining to the sole of the foot.

plantaris (plan-ta'ris) [L.]. See *muscles, table of*.

plantex (plan'tex). A proprietary cancer remedy.

plantose (plan'tōs) An albumin from rape-seeds. It is nutritive.

planula (plan'u-lah). The embryo in the stage when it consists of the two primary germ layers (ectoderm and endoderm) only. **invaginate p.**, the gastrula.

planum (pla'num) [L.]. A plane, a flat surface. **p. nucha'le** [B N A], the nuchal plane. **p. occipita'le** [B N A], the occipital plane. **p. orbita'le**, the orbital plane. **p. poplite'um** [B N A], the popliteal space. **p. sterna'le** [B N A], the anterior surface of the sternum. **p. tempora'le** [B N A], temporal plane.

planuria (pla-nu're-ah) [Gr. πλανᾶσθαι to wander + οὖρον urine] The voiding of urine from an abnormal place.

plaque (plahk) [Fr.]. 1. Any patch or flat area. 2. A blood-platelet. **blood-p.** See *blood-plates*, under *plate*. **gelatinoid p.**, a gelatinous mass containing bacteria occurring on the teeth **mucous p.**, **p. muqueuse**, condyloma latum. **Redlich-Fisher miliary p's**, thickened, dark colored areas in the neuroglia reticulum of the brain, seen in cases of senile psychoses.

Plasencia's bacillus (plas-en'se-ahz) [L. *Plasencia*, pathologist in Havana, died 1923]. See *Bacillus influenzæ motilis*.

plasm (plazm). See *plasma*. **germ-p.** See *germplasm*.

plasma (plaz'mah) [Gr. πλάσσειν to mold]. 1. The fluid portion of the blood, composed of the serum and fibrinogen. 2. The lymph deprived of its corpuscles or cells. 3. A glycerite of starch used in preparing ointments. 4. Cytoplasma or protoplasm. **albumose p.**, blood-plasm extracted after the injection of albumoses. **citrated p.**, blood-plasma treated with sodium citrate, which prevents clotting. **p. depletion**, plasmapheresis. **p. mari'num**, sea-water diluted until it is isotonic with the blood-plasma. It has been recommended for use in skin diseases, tuberculosis, etc., by intramuscular injection. **muscle-p.**, a liquid expressible from muscular tissue. It is sometimes injected subcutaneously as a restorative and stimulant. **oxalate p.**, blood-plasma to which 1 per cent. of ammonium oxalate has been added. This prevents clotting. **peptone p.** Same as *albumose p.* **p. removal.** See *plasmapheresis*. **p.-rhexis.** See *plasmatorrhexis*. **salt p.**, blood-plasma to which a neutral salt has been added to prevent clotting.

plasma-activation (plaz"mah-ak-tiv-a'shun). The stimulation of cellular metabolism produced by the successful application of non-specific agents such as the injection of foreign protein, of colloid metals, etc. **omnicellular p.**, plasma-activation affecting all the cells of the body.

plasma-cell. See under *cell*.

plasmacule (plaz'mak-ūl). Any one of a multitude of minute particles said to exist in the blood-plasma

plasmacyte (plaz'mah-sīt) [*plasma* + Gr. κύτος cell]. Plasma-cell.

plasmacytosis (plaz"mah-si-to'sis). The presence of plasma-cells in the blood.

Plasmahaut (plaz'mah-howt) [Ger.]. The superficial layer of the protoplasm of a cell.

plasmameba (plaz-mam-e'bah). A sporozoan parasite found in the blood-plasm in dengue and thought to cause that disease.

plasma membrane. See under *membrane*.

plasmapheresis, plasmaphæresis (plaz-mah-fe're-sis) [*plasma* + Gr. ἀφαίρεσις removal]. Plasma removal, the removal of considerable quantity of blood, separating the corpuscles by centrifugalization, replacing the plasma by Locke's solution, and reinjecting this, together with the centrifugalized cells, into the body (Abel).

plasmase (plas'māz). Fibrin-ferment. See under *ferment*.

plasmasome (plaz'mas-ōm) [*plasma* + Gr. σῶμα body]. A leukocyte granule.

plasmatic (plaz-mat'ik). Pertaining to or of the nature of the plasma.

plasmatogamy (plaz-mat-og'am-e) [*plasma* + Gr. γάμος marriage] Union of cells in which the nucleus of each cell is preserved.

plasmatorrhexis (plaz"mat-o-reks'is) [Gr. πλάσμα anything formed + ῥῆξις rupture] The bursting of a cell due to the pressure exerted from within.

plasmatosis (plaz-mat-o'sis) The liquefaction of the substance of a cell.

plasmeba (plaz-me'bah). Plasmameba.

plasmic (plaz'mik). Rich in protoplasm.

plasmin (plaz'min). Any one of a series of cell-fluids derived from cultures of various bacilli by trituration with quartz and intense pressure They are stated to have valuable remedial and immunizing qualities. **Denis's p.**, a substance obtained by treating blood with sodium sulphate and then with sodic chlorid.

plasmochin (plas'mo-kin). A synthetic preparation for the treatment of malaria. Dose, ½ gr. (0.02 gm.).

plasmocyte (plaz'mo-sīt) [Gr. πλάσμα plasm + κύτος cell]. A cell-like microorganism of the blood-plasm or blood-cells

plasmocytoma (plaz"mo-si-to'mah). Same as *plasmoma*, 2d def.

plasmodesma (plaz-mo-dez'mah) [Gr. πλάσμα plasm + δέσμος band]. The protoplasmic material which binds adjacent cells together (Stadnicka).

plasmodia (plaz-mo'de-ah). Plural of *plasmodium*.

plasmodial (plaz-mo'de-al). Pertaining to a plasmodium.

Plasmodidæ (plaz-mo'did-e). A family of the Hemasporidia containing three genera: *Plasmodium*, *Hemoproteus*, and *Proteosoma*.

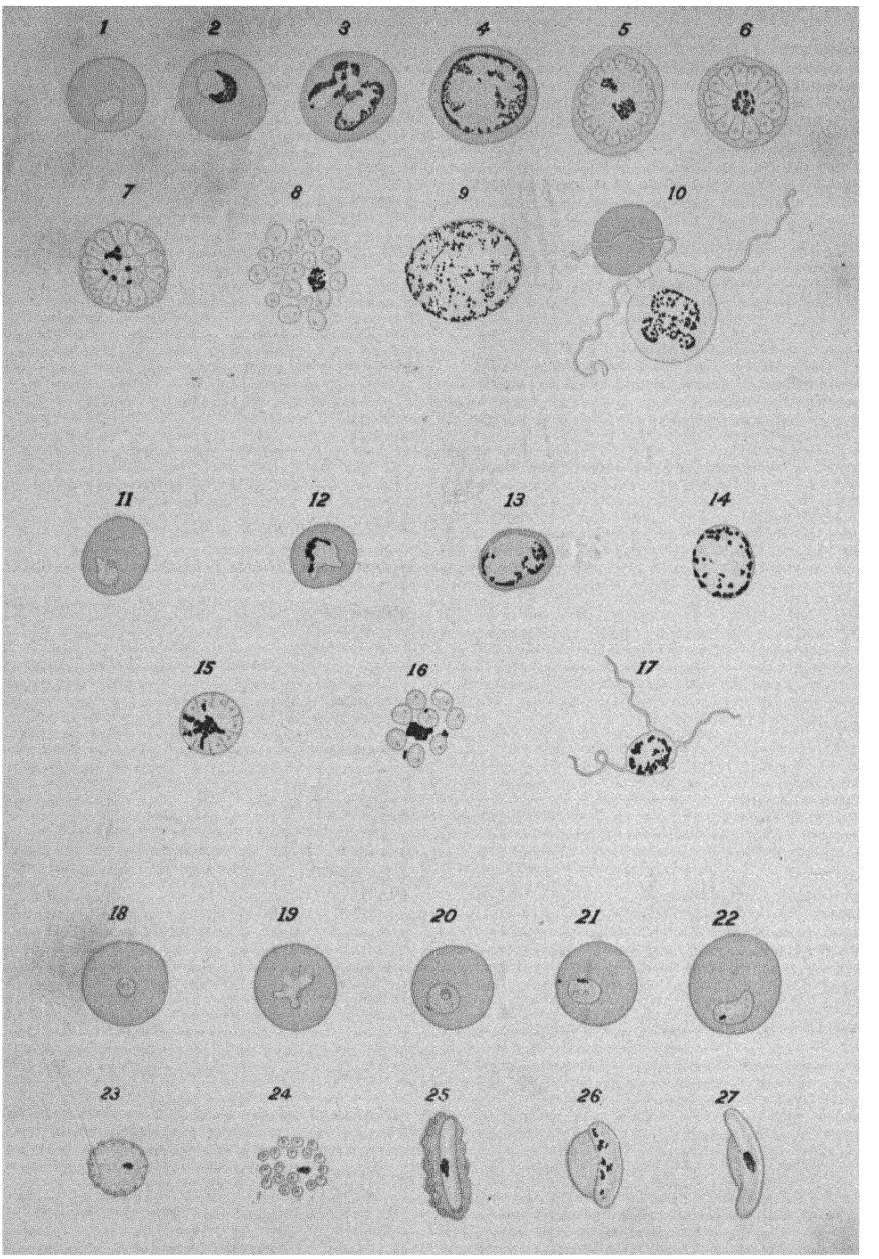

VARIOUS FORMS OF MALARIAL PARASITES (Thayer and Hewetson).

FIGS 1 to 10, inclusive, tertian organisms; FIGS. 11 to 17, inclusive, quartan organisms; FIGS. 18 to 27, inclusive, estivo-autumnal organisms.

FIG 1.—Young hyaline form; 2, hyaline form with beginning pigmentation; 3, pigmented form; 4, full-grown pigmented form; 5, 6, 7, 8, segmenting forms; 9, extracellular pigmented form; 10, flagellate form

FIG. 11.—Young hyaline form; 12, 13, pigmented forms; 14, fully-developed pigmented form; 15, 16, segmenting forms, 17, flagellate form.

FIGS. 18, 19, 20.—Ring-like and cross-like hyaline forms; 21, 22, pigmented forms; 23, 24, segmenting forms, 25, 26, 27, crescents.

Plasmodioph'ora bras'sicæ. A rhizopod organism which causes a disease of cabbages and other cruciferous plants, called *fingers and toes* or *stump root.*

plasmoditrophoblast (plaz-mo"de-trof'o-blast). The external layer of the trophoblast, representing the syncytium.

plasmodium (plaz-mo'de-um), pl. *plasmo'dia* [Gr. πλάσμα plasm + εἶδος form]. 1. A multinucleate continuous mass of protoplasm. 2. Same as *syncytium*, **placental p.** Same as *syncytium*, 2d def.

Plasmodium (plaz-mo'de-um) [see *plasmodium*]. A genus of the Plasmodidæ, the malarial parasites. **P. bo'vis,** a species found in cattle. **P. brasilia'num,** a species found in monkeys in South America. It is much like *P. malariæ*. **P. ca'nis,** a species found in dogs in India. **P. cynomol'gi,** probably identical with *P. inui* except that Schueffner's dots are present **P. danilews'kyi,** a species found in birds in Italy, India, and Africa. It is of interest because Ross first traced the development in the mosquito with this parasite. **P. e'qui,** a species found in the horse. **P. falcip'arum,** the species which causes estivo-autumnal malaria in man. It is characterized by the "signet-ring" forms of trophozoites and the "crescent" form of the gametes. **P. falcip'arum quotidia'num,** the species which causes quotidian estivo-autumnal malaria in man. It produces very minute ring forms of the parasite. Called also *P. immaculatum* **P. in'ui,** a species pathogenic for monkeys (*Macacus cymologus* and *M. nemestrinus*). **P. ko'chi,** a species pathogenic for chimpanzees and for monkeys. **P. kytoplas'tokon,** Schiller's supposed protozoan parasite of cancer. **P. mala'riæ,** the species which causes quartan malaria in man. It shows the "band-forms" of schizonts and the daisy or marguerite form of the merozoites. The parasite as seen in the blood of man is an irregular mass of protoplasm which may show ameboid activity. It passes part of its life-cycle in the blood of man and part in the body of a mosquito. The cycle of development within the body of the mosquito (sporogony) is as follows: When the mosquito takes blood containing malarial parasites into its stomach the asexual forms (schizonts) are digested and destroyed The sexual forms (the macrogametocytes and the microgametocytes or crescents) undergo maturation processes and thus become macrogametes and microgametes (flagella). Fertilization is accomplished by the latter penetrating and fusing with the former, thus producing a zygote. This elongates and becomes a motile ookinete, penetrates the stomach wall, and encysts (oocyst) and grows into a sporont, which later subdivides into sporoblasts which escape into the body cavity as sporozoites, wander to the salivary glands, and wait for transfer to man. The cycle of development in man (schizogony) is as follows: A sporozoite which is a long slender spindle-shaped organism is introduced by the bite of a mosquito, attaches itself to a red blood-corpuscle, changes its shape to a ring form, thus becoming a trophozoite, and grows rapidly. It develops at the expense of the corpuscle until at maturity as a schizont it nearly fills the corpuscle. It then divides into merozoites which escape into the plasma, enter other red cells, and repeat the cycle. Some merozoites which enter red cells develop into sexual forms which later become free in the blood-stream as gametes and await transfer to a mosquito. **P. ova'le,** probably the same as *P. vivax minuta*. **P. pith'eci,** a species found in the ourang-utang and in chimpanzees. It resembles *P. vivax* except that man is not susceptible. **P. pleurodyn'iæ,** a name given to certain inclusion bodies found in the red blood-cells in cases of epidemic diaphragmatic pleurodynia. **P. præ'cox,** the parasite causing malaria of birds. **P. richeno'wi,** a species found in anthropoid apes. **P. ten'ue,** a species from cases of malaria in India distinguished by its tenuity and ameboid activity. **P. vas'sali,** a species found in the squirrel. **P. vi'vax,** the species which causes the tertian form of malaria in the patient and Schueffner's dots in a parasitized red blood-cell. **P. vi'vax minu'ta** differs from *P. vivax* in being smaller and in having only four to ten merozoites.

plasmogamy (plaz-mog'am-e) [Gr. πλάσμα plasm + γάμος marriage]. Cytoplasmic fusion of cells.

plasmogen (plaz'mo-jen) [Gr. πλάσμα plasm + γενναῖν to produce]. The essential part of protoplasm; bioplasm.

plasmology (plaz-mol'o-je) [Gr. πλάσμα plasm + λόγος treatise]. The study of the most minute particles or ultimate corpuscles of living matter.

plasmolysis (plaz-mol'is-is) [Gr. πλάσμα plasm + λύσις solution]. Contraction or shrinking of the protoplasm of a cell due to the loss of water by osmotic action.

plasmolytic (plaz-mo-lit'ik). Tending toward, pertaining to, or characterized by, plasmolysis.

plasmolyzability (plaz-mo-li-zab-il'it-e). The power of undergoing plasmolysis.

plasmolyzable (plas-mo-li'zab-l). Capable of undergoing plasmolysis.

plasmolyze (plaz'mo-līz). To subject to plasmolysis.

plasmoma (plaz-mo'mah). 1. A mass of plasm-cells resembling a tumor. 2. A myoma made up of plasma cells.

plasmon (plaz'mon). A flour-like food material made from skimmed milk, and consisting of the protein of milk. **p. butter,** a mixture of plasmon, butter, water, and salt.

plasmoptysis (plaz-mop'tis-is) [Gr. πλάσμα plasm + πτύειν to spit]. Ejection of protoplasm from a cell through bursting of the cell-wall.

plasmorrhexis (plaz-mor-eks'is) [Gr. πλάσμα plasm + ῥῆξις splitting]. Same as *erythrocytorrhexis*.

plasmoschisis (plaz-mos'kis-is) [Gr. πλάσμα plasm + σχίσις fission]. The splitting up of cell-plasm.

plasmosome (plaz'mo-sōm) [Gr. πλάσμα something formed + σῶμα body]. 1. The true nucleolus of a cell (Ogata, 1883). 2. Same as *Altman's granules*. See under *granule*

plasmosphere (plaz'mo-sfēr) Same as *perisphere*.

plasmotomy (plaz-mot'o-me) [Gr. πλάσμα plasm + τομή to cut]. Reproduction by the separation from the mother-cell of smaller masses of protoplasm, each containing several nuclei.

plasmotropic (plaz-mo-trop'ik). Pertaining to or causing plasmotropism.

plasmotropism (plaz-mot'ro-pizm) [Gr. πλάσμα plasm + τρόπειν to turn]. Solution or destruction of erythrocytes in the liver, spleen, or marrow, as contrasted with their destruction in the circulation.

plasmozyme (plaz'mo-zīm) [*plasma* + Gr. ζύμη leaven]. Same as *thrombogen*.

plasome (plaz'ōm) [Gr. πλάσσειν to form]. The hypothetic unit of living protoplasm. See *micelle*.

plasson (plas'on) [Gr. πλάσσων forming]. The protoplasm of a cytode, or non-nucleated cell.

-plast [Gr. πλαστός formed]. A suffix denoting any primitive living cell, as, bio*plast*.

plastein (plas'te-in). An insoluble substance formed by the action of trypsin, pepsin, and autolytic enzymes on proteose solution.

plaster (plas'ter) [L. *emplas'trum*]. A tenacious preparation for spreading upon the surface of the body. The chief plasters are named from their principal ingredients; as, aconite plaster, ammoniac plaster, arnica plaster, belladonna plaster, capsicum plaster, iron plaster, soap plaster, etc. **adhesive p.** See *rosin p* **antiseptic p.,** ordinary adhesive plaster dipped in a hot solution of carbolic acid. **p. bandage,** a bandage impreg-

fragments of a fractured bone. **lateral mesoblastic p.**, the thickened portion on either side of the mesoblast. **medullary p., neural p.**, the plate of epiblast in the embryo that becomes developed into the neural canal. **mesial p.**, the thickening of the mesoblast along each side of the notochord, forming two layers. **motorial p.** Same as *end-p.* **neural p.**, the thickened plate of ectoderm in the embryo from which the neural tube develops. **notochordal p.** See *head process*, under *process*. **oral p.**, the area in the embryo which is later replaced by the opening between the mouth and the pharynx. **orbital p.** 1. The process of the frontal bone that forms the roof of the orbit. 2. The plate of the ethmoid bone that forms the greater part of the inner wall of the orbit. 3. The orbital process of the superior maxillary bone. **palate p.**, that part of the palate bone which forms a lateral half of the roof of the mouth. **parietal p.**, the outer layer of the mesial plate **Petri p.**, a Petri dish containing a nutrient medium ready for inoculation with the organism **polar p's, pole p's**, plate-like bodies at the end of the spindle in certain forms of mitosis. **reticular p.**, a form of nerve-ending in the ciliary body consisting of very fine reticulations of granular nerve-fiber. **roof p.** See *dorsal p.* **segmental p.**, a plate of mesoblast on either side of the notochord at the posterior end of the embryo From it the mesoblastic segments are formed. **spiral p.**, the lamina spiralis **spring p.**, a dental plate held in place by the elasticity of the material which abuts against natural teeth **streak p.**, a plate of some culture-medium which has been poured, allowed to solidify, and then has had the infectious material smeared over its surface, usually in parallel streaks **subgerminal p.**, a sheet of protoplasm forming the floor of the segmentation cavity of the ovum. **suction p.**, a dental plate held in place in the mouth by atmospheric pressure. **tarsal p.**, the quasicartilaginous substance which gives firmness to an eyelid. **terminal p.** See *lamina terminalis*. **trial-p.**, in dentistry, a thin sheet of soft metal, wax, or other substance fitted to a model and used for the temporary support of artificial teeth while they are being adjusted in the mouth. **tympanic p.**, a bony plate which forms the floor and sides of the meatus auditorius **ventral p.**, the unpaired ventral longitudinal zone of the neural tube forming the floor of that tube. Called also *floor plate* and *Bodenplatte*. **ventrolateral p.**, either one of a pair of ventrolateral longitudinal zones of the neural tube. From them are developed the ventral gray column of the spinal cord and the motor centers of the brain. Called also *basal p.* and *hypencephalic region*. **visceral p.**, the inner layer of the mesial plate. **wing p.** See *dorsolateral p.*

plateau (plat-o'). An elevated and level area of land, any elevated area with a flat surface. **ventricular p.**, a level part of the intraventricular curve of blood-pressure corresponding to the contraction of the ventricle.

platelet (plāt'let). Same as *blood-plate*. See *plate*.

platiculture (plat'e-kul-chūr). Same as *plate-culture*.

plating (pla'ting). 1. The act of applying bacterial culture-media to glass plates; the cultivation of bacteria on plates. 2. The application of plates to fractured bones for the purpose of holding the fragments in place.

platinic (plat-in'ik). Containing platinum in its higher valency.

platinode (plat'in-ōd) [*platinum* + Gr. *ὁδός* way]. The collecting plate of an electric battery.

platinogold (plat'in-o-gold). Gold-plated platinum foil: used for dental fillings.

platinous (plat'in-us). Containing platinum in its lower valency.

platinum (plat'in-um) [L.]. A heavy, soft, whitish metal, resembling tin: symbol, Pt; atomic weight, 195.2; specific gravity, 21.5. It also occurs as a black powder (*p. black*) and as a spongy substance (*spongy p.*). Metallic platinum is insoluble except in nitrohydrochloric acid, and is fusible only at very high temperatures; it is therefore used in the manufacture of chemic apparatus. Platinum black and spongy platinum have a strong affinity for oxygen, and act as powerful oxidizing and *catalytic* agents. **p. chlorid, platinic tetrachlorid,** a poisonous substance, $PCl_4.5H_2O$. used as a chemic reagent and in syphilis. Dose, ⅛-½ gr. (0.008–0.033 gm.).

Platner's bile. See under *bile*.

platoscope (plat'o-skōp). An instrument for viewing plane pictures so as to secure a plastic appearance.

Plat'oum sterco'reum. See *Chlamydophrys*.

platy- [Gr. *πλατύς* broad]. A prefix signifying broad.

platycelous, platycœlous (plat-is-e'lus) [Gr. *πλατύς* wide + *κοῖλος* hollow]. Having vertebræ flat in front, or cephalad, and concave caudad.

platycephalic, platycephalous (plat-e-sef-al'ik, plat-e-sef'al-us) [Gr. *πλατύς* wide + *κεφαλή* head]. Wide-headed; having a breadth-height index of less than 70.

platycephaly (plat-e-sef'al-e). The state of being platycephalic.

platycnemia, platycnemism (plat-ik-ne'me-ah, plat-ik-ne'mizm). Flatness laterally of the upper part of the tibia.

platycnemic (plat-ik-ne'mik) [Gr. *πλατύς* wide + *κνήμη* knee] Having the upper part of the tibia flattened laterally.

platycoria (plat-ik-o're-ah) [Gr. *πλατύς* broad + *κόρη* pupil]. A dilated condition of the pupil.

platycrania (plat-ik-ra'ne-ah) [Gr. *πλατύς* wide + *κρανίον* skull]. Artificial flattening of the skull.

platycyte (plat'is-īt) [Gr. *πλατύς* broad + *κύτος* cell]. A variety of epithelioid cell found in tubercle nodules, intermediate between a leukocyte and a giant-cell.

platyglossal (plat-e-glos'al) [Gr. *πλατύς* broad + *γλῶσσα* tongue] Having a broad, flat tongue.

platyhelminth (plat-e-hel'minth). One of the platyhelminthes.

Platyhelminthes (plat"e-hel-min'thēz) [Gr. *πλατύς* flat + *ἕλμινς* worm]. The order of flatworms. It includes the Turbellaria, Nemertea, Trematoda, Cestodaria, and Cestoda

platyhieric (plat"e-hi-er'ik) [Gr. *πλατύς* broad + *ἱερόν* sacrum]. Having a wide sacrum; having a sacral index exceeding 100.

platymeric (plat-im-e'rik) [Gr. *πλατύς* wide + *μῆρος* thigh]. Having a broad femur.

platymyoid (plat-im-i'oid) [Gr *πλατύς* wide + *μῦς* muscle]. Applied to muscle-cells in which the contractile stratum forms an even lamina.

platyopia (plat-e-o'pe-ah) [Gr. *πλατύς* broad + *ὤψ* face]. Broadness across the face.

platypellic (plat-e-pel'ik) [Gr. *πλατύς* wide + *πέλλα* pelvis]. Having a wide pelvis, *i. e.*, a pelvic index below 90.

platypodia (plat-e-po'de-ah) [Gr. *πλατύς* wide + *πούς* foot]. Abnormal flatness of the foot.

platyrrhine (plat'ir-īn) [Gr. *πλατύς* wide + *ῥίς* nose]. Having a broad nose; having a nasal index exceeding 51⅛.

platysma myoides (pla-tiz'mah mi-oi'dēz) [Gr. *πλάτυσμα* plate + *μῦς* muscle + *εἶδος* form]. A superficial muscle of the neck, representing the panniculus carnosus of certain of the lower animals. See *muscles, table of*.

platysmal (pla-tiz'mal). Pertaining to the platysma myoides muscle.

nated with plaster of Paris. **belladonna p.**, a plaster made of extract of belladonna leaves 30 parts, and adhesive plaster 70 parts: used as an anodyne application. **blistering-p.**, the cerate of cantharides. **cantharides p.**, emplastrum cantharidis; cantharides cerate spread upon rosin plaster. **capcine p.**, a proprietary capsicum plaster. **capsicum p.**, a rubefacient plaster made of oleoresin of capsicum and rubber plaster. **chalybeate p.**, iron-plaster. **court-p.**, a plaster of isinglass on silk. **diachylon p.** Same as *lead-p.* **Drouot's p.**, a mixture of cantharides, mezereon, and resin. **elastic p.** See *rubber p.* **iron-p.**, a plaster made of ferric hydrate, olive oil, Burgundy pitch, and lead-plaster. It is a gentle stimulant in affections of the muscles and joints Called also *strengthening p.* **p. jacket**, a thoracic or trunk bandage stiffened with plaster of Paris. **lead-p.**, emplastrum plumbi; a plaster containing lead oxid, olive oil, lard, and water triturated and boiled. It is used for applying to slight wounds and bruises and in the preparation of other plasters Called also *diachylon p.* **litharge p.** Same as *lead-p.* **mercurial p.**, a plaster containing mercury, oleate of mercury, hydrous woolfat, and lead-plaster. used in treating gumma. **p.-mull**, a piece of mull or muslin treated with medicated gutta-percha: used in skin diseases. **mustard-p.**, emplastrum sinapis, a mixture of powdered black mustard and a solution of rubber, spread on cotton cloth or other fabric. **opium p.**, a plaster containing extract of opium, water, and adhesive plaster: used as an anodyne application. **p. of Paris**, calcined gypsum, or calcium sulphate: used in making stiff bandages or casts (*p. bandage, p. splints, p. jackets*) for deformities and fractures. **pitch p.**, a rubefacient plaster made of Burgundy pitch, frankincense, resin, yellow wax, oil of nutmeg, olive oil, and water. **porous p.**, a form of manufactured plaster spread upon muslin pierced with holes. **rosin p.**, a plaster containing rosin, 140 gm.; lead plaster, 800 gm.; yellow wax, 60 gm.; called also *emplastrum resinæ, rosin adhesive plaster*, and *adhesive plaster* **rubber p.**, emplastrum elasticum; a mixture of rubber, resins, and waxes with an absorbent powder, such as starch, spread on cotton cloth or other fabric. **soap p.**, a discutient plaster made of dried soap and lead-plaster. **spice-p.**, a plaster containing yellow wax, turpentine, suet, benzoin, olibanum, and the oils of peppermint, nutmeg, and cloves: employed to allay abdominal pains in children. **strengthening p.** Same as *iron-p.* **Vigo's p.**, a plaster containing lead-plaster, rosin, yellow wax, olibanum, ammoniac, myrrh, bedellium, saffron, mercury, turpentine, liquid storax, and oil of lavender. **warming p.**, plaster of pitch and cantharides. **Z. O. p.**, rubber plaster to which zinc oxid has been added.

plastic (plas'tik) [L. *plas'ticus;* Gr. πλαστικός]. Tending to build up tissues or to restore a lost part.

plasticity (plas-tis'it-e). The quality of being plastic.

plastics (plas'tiks). 1. Plastic surgery. 2. Plastic materials used in dentistry.

plastid (plas'tid) [Gr. πλάστις formed]. 1. Any elementary constructive unit, as a cell. 2. Any specialized organ of the cell other than the nucleus and centrosome, such as chloroplast or amyloplast. **red p.**, a non-nucleated mammalian adult red blood-corpuscle.

plastidogenetic (plas-tid"o-jen-et'ik). Producing plastids or cells.

plastidule (plas'tid-ūl). The minutest unit of living protoplasm.

plastin (plas'tin). 1. Same as *linin*. 2. Same as *hyaloplasm*.

plastiosome (plas'te-o-sōm). See *mitochondria*.

plastochondria (plas-to-kon'dre-ah). Mitochondria.

plastocont (plas'to-kont). Same as *chondriocont*.

plastocyte (plas'to-sīt) [Gr. πλαστός formed + κύτος cell]. A blood-plate.

plastocytopenia, plastocytopænia (plas"to-si-to-pe'ne-ah) [*plastocyte* + Gr. πενία poverty]. Decrease in the number of blood-plates below normal.

plastocytosis (plas"to-si-to'sis). Abnormal increase in the number of blood-plates.

plastodynamia (plas"to-di-na'me-ah) [Gr. πλαστός formed + δύναμις power]. Power or ability to develop.

plastogamy (plas-tog'am-e) [Gr. πλαστός formed matter + γάμος marriage]. Conjugation in protozoa, in which the protoplasm of two or more individuals undergoes amalgamation, the nuclei remaining separate. See *karyogamy* and *plasmatogamy*.

plastomere (plas'to-mēr). Same as *cytomere*.

plastosome (plas'to-sōm) [Gr. πλαστός formed + σῶμα body]. One of the stainable granules or threads of the protoplasm. See *chondriosome*.

plastron (plas'tron). The sternum and costal cartilages.

plate (plāt) [Gr. πλάτη]. 1. A flattened surface, especially of bone; any flat structure or layer, a lamina. 2. In dentistry, a thin piece of rubber, metal, or other substance for holding false teeth, an artificial denture. **alar p.** See *dorsolateral p* **anal p.**, the membrane which closes the anus in the embryo. **approximation p.**, a disk of bone or other material used in intestinal surgery **auditory p.**, the bony roof of the auditory meatus. **axial p.**, the primitive streak of the embryo. **basal p.** See *ventrolateral p.* **blood-p's**, circular or oval disks, from two to three microns in diameter, forming one of the constituents of the blood. They are believed to assist in producing coagulation. Called also *hematoblasts, thrombocytes*, and *blood-platelets*. **bone p.**, an approximation plate of bone **cell p.** Same as *midbody* **clinoid p.**, the portion of the sphenoid bone behind the sella turcica. **collecting p.**, the electronegative element of a galvanic battery, the plate where the hydrogen and other decomposition products collect. **cribriform p.**, the horizontal plate of the ethmoid bone perforated with foramina which give passage to the filaments of the olfactory nerve from the cranial to the nasal cavity. **p.-culture**, a bacterial culture in agar or gelatin on a glass plate. **cutis p.**, that part of the somite in which the dermatome develops. **deck-p.**, that fetal structure which produces the pineal organ, the choroid plexus, and the tela choroidea. It is in the median line of the thalamencephalon **dental p.**, a plate of hard rubber, metal, or other material, fitted to the shape of the roof of the mouth, and serving for the support of false teeth. **dorsal p.**, the dorsal longitudinal epithelial zone of the neural tube. called also *roof p.* and *Deckplatte*. **dorsolateral p.**, either of the pair of dorsolateral longitudinal zones of the neural tube. From it are developed the dorsal gray columns of the spinal cord and the sensory centers of the brain. Called also *alar plate, wing plate, epencephalic region*, and *Flugelplatte*. **end-p.**, the discoid terminal expansion of a motor nerve-branch. **epithelial p.** See *lamina epithelialis*. **equatorial p.**, the plate-like collection of chromosomes at the equator of the spindle in karyokinesis. **ethmovomerine p.**, the central part of the ethmoid bone in the fetus. **floor-p.**, the plate that forms the floor of the primitive neural canal of the embryo. See *ventral p.* **foot-p.**, the flat portion of the stapes. **frontal p.**, a fetal plate of cartilage between the sides of the ethmoid cartilage and the sphenoid bone. **frontonasal p.**, a fetal plate whence the external nose is developed. **generating p.**, the electropositive element of a galvanic battery. **gray p.** Same as *lamina cinerea*. **Lane p's**, steel plates with holes for screws: used in fixing the

platystaphyline (plat-e-staf'el-in) [Gr. *πλατύς* broad + *σταφυλή* palate]. Having a broad, flat palate.

platystencephalia, platystencephalism, platystencephaly (plat"is-ten-se-fa'le-ah, plat"is-ten-sef'al-izm, plat"is-ten-sef'al-e) [Gr. *πλατυστός* widest + *ἐγκέφαλος* brain]. A form of dolichocephalism in which the occiput is very wide and pentagonal, the jaws prognathic: observed among South Africans.

platystencephalic (plat"is-ten-sef-al'ik). Noting a form of skull observed chiefly in South Africa; dolichocephalus, but broadened toward the occiput, and with jaws of a prognathic type.

platytrope (plat'et-rōp) [Gr. *πλατύς* broad + *τρέπειν* to turn]. Either of two symmetric parts on opposite sides of the body; a lateral homologue.

Playfair's treatment (pla'fārz) [William Smoult *Playfair*, British physician, 1836–1903]. See under *treatment*.

Plectrantus (plek-tran'tus). See *patarchur*.

Plectridium (plek-trid'e-um) [dim. of Gr. *πλῆκτρον* hammer]. A genus proposed by A. Fisher for the petrichious forms of motile bacilli.

plectron, plektron (plek'tron) [Gr. *πλῆκτρον* hammer]. The hammer form assumed by certain bacilli during sporulation.

plectrum (plek'trum) [L. from Gr. *πλῆκτρον* hammer] 1. The uvula. 2. The malleus. 3. The styloid process of the temporal bone.

pledget (pled'jet). A small compress or tuft, as of wool or lint.

plegaphonia (pleg-af-o'ne-ah) [Gr. *πληγή* stroke + *aphonia*]. Auscultation of the chest during percussion over the larynx or trachea in cases in which the patient cannot or is not allowed to speak. The vibrations produced by the percussion take the place of those of the vocal cords.

Plehn's granules (plānz) [Albert *Plehn*, German physician, born 1861]. See under *granule*.

pleiades (pli'ad-ēz) [A collection of stars in the constellation *Taurus*]. A mass of enlarged lymphatic nodes.

pleiapyrin (pli-ap-i'rin). A condensation product of benzamid and phenyl dimethylpyrazolon. An antipyretic and analgesic in doses of 15 gr. (1 gm.).

pleiochromia (pli-o-kro'me-ah) [Gr. *πλείων* more + *χρῶμα* color]. Increased coloration; especially increased secretion of bile-pigments.

plejapyrin (plej-ap-i'rin). A colorless, odorless powder, a condensation-product of benzamid and antipyrin, used in migraine. Dose, 15 gr. (1 gm.).

pleochroic (ple-o-kro'ik) [Gr. *πλέων* more + *χρόα* color]. Same as *pleochromatic*.

pleochroism (ple-ok'ro-izm). The condition of being pleochroic.

pleochromatic (ple"o-kro-mat'ik) [Gr. *πλέων* more + *χρῶμα* color]. Exhibiting different colors under different circumstances.

pleochromatism (ple-o-kro'mat-izm) [Gr. *πλέων* more + *χρῶμα* color]. The property possessed by some crystals of transmitting one color in one position and the complementary color in a position at right angles to the first.

pleocytosis (ple"o-si-to'sis). Increase of lymphocytes in the cerebrospinal fluid, as in syphilitic disease of the central nervous system.

pleomastia, pleomazia (ple-o-mas'te-ah, ple-o-ma'ze-ah) [Gr. *πλέων* more + *μαστός* or *μαζός*, breast]. The condition of having several breasts or nipples.

pleomastic (ple-o-mas'tik) [*pleomastia*]. Having several breasts.

pleomorphic, pleomorphous (ple-o-mor'fik, ple-o-mor'fus) [Gr. *πλέων* more + *μορφή* form]. Occurring in various distinct forms.

pleomorphism (ple-o-mor'fizm). The assumption of various distinct forms by a single organism or species; also the property of crystallizing in two or more forms.

pleonasm (ple'o-nazm) [Gr. *πλεονασμός* exaggeration]. An excess in the number of parts.

pleonectic (ple'o-nek-tik) [Gr. *πλεονεξία* greediness]. Taking up more than the average amount of oxygen: a term applied to blood which will take up more than 79 per cent. of oxygen. Cf. *mesectic*.

pleonexia (ple-o-nek'se-ah) [Gr. *πλέων* more + *ἔχειν* to have]. Morbid desire for acquisition; morbid greediness.

pleonosteosis (ple"on-os-te-o'sis) [Gr. *πλέων* more + *ὀστέον* bone]. Abnormally increased ossification; premature and excessive ossification.

plerocercoid (ple-ro-ser'koid). The completed larval stage of the tapeworm attained in the muscles of a fish. When eaten it develops into the adult form.

plesiomorphism (ple-se-o-mor'fizm). Similarity in form.

plesiomorphous (ple"se-o-mor'fus) [Gr. *πλησίος* near + *μορφή* form]. Of like or similar form.

plessesthesia (ples-es-the'ze-ah) [Gr. *πλήσσειν* to strike + *αἴσθησις* feeling]. Palpatory percussion; percussion with one hand against a palpating finger of the other hand.

plessigraph (ples'ig-raf) [Gr. *πλήσσειν* to strike + *γράφειν* to write]. A form of plexímeter designed to enable the user to mark out the limits of an area.

plessimeter (ples-im'e-ter). Same as *plexímeter*.

plessimetric (ples-im-et'rik). Pertaining to or performed by a plexímeter.

plessor (ples'or). Same as *plexor*.

plethora (pleth'o-rah, pleth-o'rah) [L.; Gr. *πληθώρη* fulness]. A condition marked by vascular turgescence, excess of blood, and fulness of pulse. It is attended with a feeling of tension in the head, a florid complexion, and a liability to nosebleed. **p. apocop'tica**, plethora following amputation in which there is little loss of blood. **p. hydræ'mica**, increase in amount of blood due to increase in the watery element alone.

plethoric (pleth-or'ik, pleth'or-ik). Characterized by plethora.

plethysmogram (ple-thiz'mo-gram). A tracing made by the plethysmograph.

plethysmograph (ple-thiz'mo-graf) [Gr. *πληθυσμός* increase + *γράφειν* to record]. An instrument for recording variations in the size of parts and in the blood-supply. **finger p.**, a plethysmograph which registers the change in volume taking place in a single finger. **Franck's p.**, a plethysmograph consisting of an upright glass jar into which the hand and wrist are inserted. **Mosso's p.**, a plethysmograph consisting of a glass tube filled with warm water into which the hand and forearm are placed. The changes in the water level, caused by the changes in volume of the limb, are graphically recorded.

plethysmography (pleth-iz-mog'raf-e). The recording of the changes in the size of a part as modified by the circulation of the blood in it.

pleura (plu'rah), pl. *pleu'ræ* [Gr. *πλευρά* rib]. The serous membrane that invests the lungs (*pulmonary p.*, *visceral p.*), lines the thorax (*parietal p.*, *costal p.*), and is reflected upon the diaphragm (*diaphragmatic p.*). There are two pleuræ, right and left, entirely shut off from each other. The pleura is moistened with a serous secretion which facilitates the movements of the lungs in the chest. **cervical p.**, the pleura that comes up into the root of the neck. **mediastinal p.**, a continuation of the costal pleura covering the side of the mediastinum. **pericardial p.**, that part of the pleura which is fused with the pericardium.

pleuracentesis (plu"rah-sen-te'sis). Same as *pleurocentesis*.

pleural (plu'ral). Pertaining to the pleura.

pleuralgia (plu-ral'je-ah) [Gr. πλευρά rib + ἄλγος pain]. Pain in the pleura, or in the side.

pleuralgic (plu-ral'jik). Pertaining to or affected with pleuralgia.

pleurapophysis (plu-rap-of'is-is) [Gr. πλευρά rib + *apophysis*]. A rib, or its homologue.

pleurectomy (plu-rek'to-me) [*pleura* + Gr. ἐκτομή excision]. Excision of a portion of the pleura. See *Fowler's operation*, under *operation*.

pleurisy (plu'ris-e) [Gr. πλευρῖτις]. A disease marked by inflammation of the pleura, with exudation into its cavity and upon its surface. It may occur as either an acute or a chronic process. In acute pleurisy the pleura first becomes reddened, and a soft, gray lymph exudes. This is the *dry* stage. The disease may stop here, or may progress to the second stage, in which a copious exudation of serum occurs (stage of *liquid effusion*). The inflamed surfaces of the pleura tend to become united by adhesions, which are usually permanent. The symptoms are a stitch in the side, a chill, followed by fever and a dry cough. As effusion occurs there is an onset of dyspnea and a diminution of pain. The patient lies on the affected side. *Physical signs:* First stage, impaired chest movement, feeble respiration, and friction-sound; second stage, dulness on percussion over the fluid, the area of dulness changing with changes of position; effacement of intercostal depressions. No sounds pass through the fluid to the ear when the patient coughs or speaks. Above the liquid increased percussion resonance and a friction-sound are noticed. This disease is differentiated from pneumonia by the less marked dulness, the crepitant râle, the blowing respiration, the thoracic voice, and increased vocal fremitus of the latter disease. **acute p.**, a form marked by sharp, stabbing pain, fever, friction fremitus, and to-and-fro friction-sounds. **adhesive p.**, dry pleurisy. **blocked p.**, pleurisy in which the exudate is imprisoned in a pocket so that it cannot be aspirated. **chronic p.**, a dry serofibrinous, or purulent form, which is long continued. **chyliform p.**, a form in which the effused fluid has a milky appearance. **circumscribed p.**, pleurisy in which the inflammation is limited to a portion of the pleura. **costal p.**, inflammation of the pleura which lines the walls of the thorax. **diaphragmatic p.**, a variety limited to parts near the diaphragm. **diffuse p.**, pleurisy in which the inflammation involves the entire surface of the pleura. **double p.**, that form in which both pleuræ are involved. **dry p.**, a variety with comparatively dry fibrinous exudate, usually chronic. **encysted p.**, a form with adhesions which circumscribe the effused material. **fibrinous p.**, the dry and plastic varieties. **hemorrhagic p.**, a variety in which there is a bloody exudate. **humid p.**, bronchitis. **ichorous p.**, empyema with a thin, offensive pus. **indurative p.**, pleurisy marked by thickening and hardening of the pleura. **interlobular p.**, a variety inclosed between the lobules of the lung. **latent p.**, a form attended with but little pain or inconvenience. **mediastinal p.**, a variety that affects the pleural folds about the mediastinum. **metapneumonic p.**, pleurisy characterized by a thick pus and the presence of the pneumonia diplococcus. **plastic p.**, a form characterized by the deposition of a soft, semisolid exudate in a layer. **primary p.**, a form not consequent upon pneumonia or any other disease; generally due to injury or exposure. **pulmonary p.**, inflammation of the pleura which covers the lungs. **pulsating p.**, a form in which the heart's action conveys a perceptible throbbing to the effused fluid. **purulent p.** Same as *empyema*. **secondary p.**, any pleurisy consequent upon an attack of some other disease. **serofibrinous p.**, one with a watery exudate which contains flocculi, some fibrin being also deposited. **serous p.**, a form characterized by free exudation of serum. **suppurative p.**, empyema. **typhoid p.**, pleurisy with symptoms of severe prostration. **visceral p.** Same as *pulmonary p.* **wet p.**, pleurisy with effusion. **p. with effusion**, pleurisy marked by serous exudation.

pleurisy-root (plu'ris-e-root). See *Asclepias*.

pleuritic (plu-rit'ik). Pertaining to or of the nature of pleurisy.

pleuritis (plu-ri'tis). Same as *pleurisy*.

pleuritogenous (plu-rit-oj'en-us). Causing pleurisy.

pleurobronchitis (plu"ro-brong-ki'tis). Pleurisy and bronchitis combined.

pleurocele (plu'ro-sēl) [Gr πλευρά rib + κήλη hernia]. Hernia of lung tissue or of pleura.

pleurocentesis (plu"ro-sen-te'sis) [Gr. πλευρά rib + κέντεσις puncture]. Puncture of the pleura; paracentesis of the chest.

pleurocentrum (plu-ro-sen'trum) [Gr. πλευρά side + κέντρον center]. The lateral element of the vertebral column.

pleurocholecystitis (plu"ro-ko-le-sis-ti'tis) [Gr. πλευρά pleura + *cholecystitis*]. Inflammation of the pleura and the gall-bladder.

pleuroclysis (plu-rok'lis-is) [Gr. πλευρά side + κλύσις washing]. Injection of fluids into the pleural cavity.

pleurocutaneous (plu"ro-ku-ta'ne-us). Pertaining to the pleura and the skin.

pleurodynia (plu-ro-din'e-ah) [Gr. πλευρά rib + ὀδύνη pain]. Paroxysmal pain in the intercostal muscles. It is a form of muscular rheumatism. **epidemic diaphragmatic p.**, an epidemic disease marked by a sudden attack of pain in the chest or epigastrium, fever of brief duration, and a tendency to recrudescence on the third day; called also *devil's grip*.

pleurogenic, pleurogenous (plu-ro-jen'ik, plu-roj'en-us) [Gr. πλευρά rib + γεννᾶν to produce]. Originating in the pleura.

pleurohepatitis (plu"ro-hep-at-i'tis) [Gr. πλευρά side + ἧπαρ liver + -ιτις inflammation]. Hepatitis with inflammation of a portion of the pleura near the liver.

pleurolith (plu'ro-lith) [*pleura* + Gr. λίθος stone]. A concretion found in the pleura.

pleurolysis (plu-rol'is-is) [*pleura* + Gr. λύσις loosening]. Same as *pneumolysis*.

pleuroparietopexy (plu"ro-pa-ri'et-o-pek-se) [*pleura* + *parietal* + Gr. πῆξις fixation]. The operation of fixing the visceral pleura to the parietal pleura, thus binding the lung to the chest wall.

pleuropericarditis (plu"ro-per-e-kar-di'tis). Combined pleuritis and pericarditis.

pleuroperitoneal (plu"ro-per-it-o-ne'al). Pertaining to both the pleura and the peritoneum.

pleuroperitoneum (plu"ro-per-it-o-ne'um). The pleura and peritoneum considered as one structure.

pleuropneumonia (plu"ro-nu-mo'ne-ah). 1. Pleurisy complicated with pneumonia. 2. A contagious or infectious pneumonia of cattle, combined with pleurisy, caused by a filtrable virus. Called also *pleuropneumonia contagiosa bovum* and *lung plague*.

pleuropneumonolysis (plu"ro-nu"mo-nol'is-is) [Gr. πλευρά pleura + πνεῦμων lung + λύσις destruction]. Removal of the ribs from one side in order to produce collapse of the affected lung for unilateral tuberculosis.

pleuropulmonary (plu-ro-pul'mo-na-re). Pertaining to the pleura and lungs.

pleurorrhea (plu-ro-re'ah) [Gr. πλευρά rib + ῥοία flow]. A pleural or pleuritic effusion.

pleuroscopy (plu-ros'ko-pe) [Gr. *pleura* + Gr *σκοπεῖν* to examine]. Examination of the pleural cavity through an incision in the chest wall.

pleurosoma (plu-ro-so'mah). Pleurosomus.

pleurosomus (plu-ro-so'mus) [Gr. *πλευρά* side + *σῶμα* body]. A fetus with protrusion of the intestine and imperfect development of the arm of one side.

pleurothotonus (plu-ro-thot'o-nos) [Gr. *πλευρόθεν* from the side + *τόνος* tension]. Tetanic bending of the body to one side.

pleurotomy (plu-rot'o-me) [Gr. *πλευρά* rib + *τέμνειν* to cut]. Surgical incision of the pleura.

pleurotyphoid (plu-ro ti'foid). Acute pleurisy followed by and complicated with typhoid fever.

pleurovisceral (plu-ro-vis'er-al). Pertaining to the pleura and the viscera.

plevacol (plev'ak-ol). A combination of tricresol, formaldehyd, and aminobenzoyl eugenol. used for filling dental roots and capping amputated pulp.

plexal (pleks'al). Pertaining to a plexus.

plexalgia (pleks-al'je-ah) [Gr. *πλῆξις* stroke + *ἄλγος* pain]. A condition seen in troops after long exposure. It is marked by pains in various parts of the body, fatigue, excitability, and insomnia

plexiform (pleks'if-orm) [L. *plex'us* plait + *for'ma* form]. Resembling a plexus or network.

pleximeter (pleks-im'et-er) [Gr. *πλῆξις* stroke + *μέτρον* measure]. 1. A plate to be struck in mediate percussion. 2. A glass plate used to show the condition of the skin under pressure.

pleximetric (pleks-im-et'rik). Pertaining to or performed by a pleximeter.

pleximetry (pleks-im'et-re). The use of the pleximeter.

plexometer (pleks-om'et-er). Pleximeter.

plexor (pleks'or). A hammer used in performing percussion.

plexus (pleks'us) [L. "braid"]. A network or tangle, chiefly of veins or nerves. **accessory p.**, that part of the stroma-plexus which lies immediately beneath the anterior limiting membrane of the cornea. **annular p.**, the nervous plexus that incircles the corneal margin. **p. anseri'nus, parotid p.**, a small plexus near the parotid gland. **p. anseri'nus ner'vi median'i,** bundles from the eighth nerve going to the median nerve. **aortic p.**, nerve-plexuses—(1) on either side and in front of the abdominal and (2) around the thoracic aorta. **p. arte'riæ cer'ebri anterio'ris** [B N A], a sympathetic plexus from the internal carotid running along the anterior cerebral artery **p. arte'riæ cer'ebri me'diæ** [B N A], a sympathetic plexus from the internal carotid plexus running along the middle cerebral artery. **p. articula'ris,** a small venous plexus near the outer aspect of the temporomaxillary articulation. **Auerbach's p.**, a plexus of the sympathetic nerve between the coats of the intestine. **axillary p.**, a plexus of lymph-nodes and lymph-vessels in the axilla **basilar p., p. basila'ris,** the transverse sinus See under *sinus*. **biliary p.**, a network of bile-ducts said to be sometimes observable in the liver. **brachial p.**, a great nerve-plexus of the neck and axilla, formed by the union of the anterior branches of the lower four cervical and the first dorsal nerve It supplies the whole upper extremity, and its chief branches are the posterior thoracic, suprascapular, subscapular, internal cutaneous, musculocutaneous, musculospiral, circumflex, median, and ulnar nerves **cardiac p., anterior** or **superficial,** a nerve-plexus under the arch of the aorta. **cardiac p., deep** or **great,** a plexus situated in front of the tracheal fork. **carotid p., external,** a nerve-plexus around the external carotid artery. **carotid p., internal,** a nerve-plexus on the outer side of the internal carotid. **cavernous p.** 1. A nerve-plexus situated within the cavernous sinus. 2. A nerve-plexus at the root of the penis or clitoris derived from the vesical plexus and supplying the corpora cavernosa. **celiac p.**, a nerve-plexus on or near the celiac axis. **cervical p.**, a nerve-plexus opposite the four upper vertebræ, supplying the skin of the neck, shoulder, chest, occiput, and auricle, and sending communicating branches to the facial, pneumogastric, hypoglossal, spinal accessory, and muscular branches to the sternomastoid, platysma, trapezius, scaleni, anterior and lateral recti, and the diaphragm. **cervical p., posterior,** a nerve-plexus in the posterior cervical region. **p. cervicobrachia'lis,** the cervical and brachial plexuses together. **choroid p.**, a vascular, fringe-like fold of the pia in the third, fourth, and lateral ventricles. The choroid plexuses secrete the cerebrospinal fluid. **choroid p., inferior,** the choroid plexus of the fourth ventricle. **coccygeal p.**, a nerve-plexus near the dorsal surface of the coccyx. **colic p's, ileo-, middle,** and **right,** parts of the superior mesenteric plexus. **colic p., left,** a part of the inferior mesenteric plexus. **coronary p., anterior,** a plexus beneath the arch of the aorta. **coronary p., gastric.** Same as *gastric p.* **coronary p., posterior,** a nerve-plexus at the dorsum of the heart. **crural p.**, a nerve-plexus about the upper part of the femoral artery. **Cruveilhier's p.** 1. A nerve-plexus of the back of the neck, derived from the great occipital and the first and second cervical nerves. 2. A form of angioma made up of a knot of varicose veins. **cystic p.**, a nerve-plexus near the gall-bladder **deferential p.**, a sympathetic nerve-plexus on the vas deferens and seminal vesicles, derived from the hypogastric plexus. **dental p.**, a nerve-plexus around the roots of teeth of lower jaw. **diaphragmatic p.**, a nerve-plexus near the phrenic artery. **dorsal p., ulnar,** a plexus formed by veins from the little finger and from the third and fourth interdigital clefts. **epigastric p.** Same as *solar p.* **esophageal p.**, a nerve-plexus around the esophagus. **Exner's p.**, a layer of nerve-fibers near the surface of the cerebral cortex. **extraspinal p.**, a network of large veins extending the entire length of the vertebral column beneath the multifidus spinæ muscle. **facial p.**, one surrounding a part of the facial artery. **femoral p.**, a nerve-plexus derived from the iliac plexus, surrounding the femoral artery. **fundamental p.**, the deep stroma-plexus. **gangliform p.**, a plexus from the roots of origin of the inferior maxillary nerve. **gastric p.**, one of the coronary plexuses of the trisplanchnic system. **gastroduodenal p.**, a branch of the celiac plexus. **gastro-epiploic p.**, a portion of the celiac plexus. **gastro-epiploic p., left,** a nerve-plexus near the convex border of the stomach. **p. gu'læ,** the esophageal plexus. **Haller's p.**, the laryngeal plexus. **Heller's p.**, an arterial network in the submucosa of the intestine **hemorrhoidal p's, inferior** and **superior,** plexuses situated near the rectum. **hemorrhoidal venous p.**, a network of veins surrounding the lower part of the rectum. **hepatic p.**, a sympathetic nerve-plexus near and within the liver. **Hovius' p.**, a venous plexus in the ciliary region connected with Schlemm's canal. **hypogastric p.**, a nerve-plexus before the promontory of the sacrum. **hypogastric p., inferior.** Same as *pelvic p.* **ileocolic p.** See *colic p.* **iliac p., p. ili'acus,** the extension of the abdominal aortic plexus along the common iliac artery. **inferior rectal p.**, a plexus of sympathetic nerves connected with the pelvic plexus on either side, near the lower part of the rectum. **infra-orbital p.**, a nerve-plexus situated under the levator labii superioris **inguinal p.**, a lymphatic plexus situated near the end of the long saphenous vein and along the femoral artery and vein in the iliopectineal fossa. **ischiadic p.,**

the upper part of the sacral plexus. **Jacobson's p.**, the tympanic plexus. **jugular p.**, a lymph-plexus along the internal jugular vein. **laryngeal p.**, a nerve-plexus on the outer surface of the inferior constrictor of the pharynx, made up of branches of the sympathetic and external laryngeal nerves. **lateral p.**, the choroid plexus of the lateral ventricles of the brain. **Leber's p.** Same as *Hovius' p.* **p. lien'a'lis.** Same as *splenic p.* **lingual p.**, a nerve-plexus around the lingual artery. **lumbar p.**, a nerve-plexus in the psoas muscle. **lumbosacral p.**, the lumbar, sacral, and pudendal plexuses together. **p. mag'nus profun'dus**, the deep celiac plexus. **mammary p.**, a lymphatic plexus along the internal mammary artery. **maxillary p.**, two plexuses (internal and external) on the maxillary arteries, derived from the external carotid plexus. **Meissner's p.**, a flat layer of nervous masses and fibrils in the submucosa of the stomach and small intestine. **mesenteric p., inferior**, a plexus surrounding the inferior mesenteric artery. **mesenteric p., superior**, a plexus that surrounds the superior mesenteric artery. **molecular p.** Same as *Exner's p.* **myenteric p.** Same as *Auerbach's p.* **nasopalatine p.**, a nerve-plexus near the incisor foramen. **nerve-p.**, the intermingling of two or more nerves. **nervoprotoplasmic p's**, three systems of nerve-elements contained in the three principal cortical layers of the brain substance **nervous p.**, an interlacing of various kinds of nerve-fibers. **obturator p.**, a plexus that surrounds the obturator nerve. **occipital p.**, a nerve-plexus around the occipital artery **ophthalmic p.**, a nerve-plexus around the ophthalmic artery and the optic nerve. **ovarian p.** 1. A nerve-plexus with distribution to the ovaries and the uterine fundus 2. A venous plexus near the ovary. **pampiniform p.**, a network of spermatic veins or of ovarian veins; the spermatic plexus. **pancreatic p.**, a plexus that supplies the pancreas **pancreaticoduodenal p.**, a plexus that sends filaments to the pancreas and duodenum. **Panizza's p's**, two plexuses of the deeper lymph-vessels in the lateral fossæ of the frenum of the prepuce **p. parotide'us.** Same as *p. anserinus.* **patellar p.**, a nerve-plexus that supplies the region in front of the knee. **pelvic p's, right** and **left**, plexuses which supply the viscera and other plexuses of the pelvis. **pharyngeal p.** 1 A nerve-plexus which supplies the pharynx, etc. 2. A venous plexus at the side of the pharynx. **phren c p.**, a nerve-plexus which sends filaments to the diaphragm and the suprarenal capsules. **polymorphic p.**, the most deep seated of the four plexuses of the cerebral cortical substance. **popliteal p.**, a nerve plexus derived from the femoral plexus surrounding the popliteal artery. **primary p.**, the deep stroma-plexus **prostatic p.**, a nerve-plexus that supplies the bladder. **prostaticovesical p.**, a plexus of veins around the prostate and neck of the bladder. **pterygoid p.**, a venous plexus near the internal maxillary vein. **pudendal p.** 1. A plexus formed by the ventral branches of the third and fourth sacral nerves. 2 A venous plexus behind the pubis and surrounding the urethra and neck of the bladder **pudendocaudal p.**, the pudendal and coccygeal plexuses together. **pulmonary p., anterior**, a nerve-plexus situated before or ventrad to and supplying the root and substance of the lungs, both below and anteriorly. **pulmonary p., posterior**, a nerve-plexus situated dorsad of and supplying the root of the lungs and the lung substance. **pyloric p.**, a nerve-plexus which supplies the region of the pylorus. **Ranvier's p.** See *accessory p.* **Remak's p.**, Meissner's plexus. **renal p.**, a plexus near the great renal artery. **p. reticula'ris**, a network of vessels situated below the fornix of the brain. **sacral p.**, a nerve-plexus situated ventrad of the sacrum. **sacral lymphatic p.**, a fine network of lymphatic vessels in the hollow of the sacrum. **Santorini's p.** 1. The vesicoprostatic or pudendal venous plexus. 2. A nerve-plexus made up of filaments from the inferior maxillary nerve at the foramen ovale. **Sappey's subareolar p.**, a lymphatic plexus situated beneath the areola of the nipple. **solar p.**, a great network of nerves and ganglia on the dorsal aspect of the stomach, formed by the greater and a portion of the lesser splanchnic nerves and the right pneumogastric nerve, and giving off nerves to all the abdominal viscera. It has sometimes been called the *abdominal brain.* **spermatic p.**, a network or plexus of nerves around the spermatic vessels it supplies the testes. **sphenoid p.**, the upper portion of the internal carotid plexus. **splenic p.**, a nerve-plexus derived from the celiac plexus and accompanying the splenic artery. **Stenson's p.**, the venous network around Stenson's duct. **stroma-p.**, a network formed by ramifications of the nerve-fibrils of the cornea within the substantia propria **stroma-p., deep**, the more deeply seated portion of the stroma-plexus. **subclavian p.**, a nerve-plexus from the cervical ganglion accompanying the subclavian artery. **submolecular p.**, a plexus of the cerebral cortex lying just within Exner's plexus **submucous p.** Same as *Meissner's p.* **subpleural mediastinal p.**, an arterial plexus beneath the mediastinal pleura. **subsartorial p.**, a nerve-plexus at the posterior border of the sartorius muscle, formed by branches of the obturator, long saphenous, and internal cutaneous nerves. **subtrapezius p.**, a nerve plexus situated under the trapezius muscle. **suprarenal p's, right** and **left**, nerve-plexuses surrounding the suprarenal capsules. **thyroid p's, inferior** and **superior**, nerve-plexuses supplying the larynx, pharynx, and the thyroid region. **tonsillar p.**, a nerve-plexus going to the fauces, tonsil, and the soft palate. **tympanic p.**, a nerve-plexus which supplies the tympanum. **uterine p.** 1. A nerve-plexus which supplies the cervix and lower part of the uterus 2. A venous plexus between the layers of the broad ligament. **uterovaginal p.**, an extension of the pelvic plexus along the upper part of the vagina and the cervix uteri. **vaginal p.** 1. The nerve-plexus that supplies the vaginal walls 2. A venous plexus near the outlet of the vagina **vascular p., p. vasculo'sus**, a network of blood-vessels. **venous p., p. veno'sus**, a network of veins. **vertebral p.**, a plexus of nerves situated around the basilar and vertebral regions. **vesical p.**, a plexus that surrounds the vesical arteries. **vesicoprostatic p.**, a venous plexus of the male corresponding to the pudendal (2) plexus of the female. **vidian p.**, a plexus made up of filaments from the vidian nerve. **Walther's arteriosonervous p.**, the cavernous plexus.

plica (pli'kah), pl. *pli'cæ.* Latin for *plait* or *fold.* **pli'cæ adipo'sæ** [B N A], folds of fat in the pleura. **p. ala'res** [B N A], the alar ligaments. **p. ampulla'ris** [B N A], one of the folds of the mucous coat lining the ampulla of the fallopian tube. **p. aryepiglot'tica** [B N A], the aryepiglottic fold. **p. axilla'ris ante'rior**, the anterior axillary fold. **p. axilla'ris poste'rior**, the posterior axillary fold. **p. cæca'lis** [B N A], either of the two folds of peritoneum forming the ascending mesocolon. **p. choroi'dea**, the fetal fold whence the choroid plexus is derived. **p. cilia'ris** [B N A], ciliary fold. See *fold.* **p. circula'res** [**kerkrin'gi**] [B N A], the transverse folds in the mucous membrane of the intestine. **p. conniven'tes.** Same as *valvulæ conniventes.* **p. duodenojeju'na'lis** [B N A]. See *duodenojejunal fold,* under *fold.* **p. epigas'trica** [B N A], a line in the inner surface of the anterior abdominal wall, marking the course of the epigastric artery **p. fimbria'ta** [B N A], the lobulated fold running backward and outward from the anterior extremity of the frenulum of the tongue. **p. gastropancreat'ica** [B N A], the gastropancreatic fold. **p.**

glosso-epiglot'tica [B N A]. See *glosso-epiglottic fold*, under *fold*. **p. hypogas'trica,** a line on the posterior surface of the anterior abdominal wall formed by the lateral ligament of the bladder. **p. interdigita'lis,** the free border of the web between the fingers. **p. i'ridis** [B N A], one of numerous minute folds on the posterior surface of the iris. **p. lacrima'lis** [B N A], Huschke's valve. See *valve*. **p. luna'ta,** a fold of conjunctiva at the outer edge of the caruncula lacrimalis. **p. neuropath'ica,** a curled state of the hair caused by nervous disorder. **p. palma'tæ,** the folds of the arbor vitæ uterinus. **p. polon'ica** [L. "Polish plait"], a matted state of the hair, which becomes covered with crusts and vermin. **p. rec'tæ,** transverse folds in the rectal mucosa. **p. retrouteri'na** [B N A], Douglas' fold. See *fold*. **p. salpingopalati'na** [B N A], the salpingopalatine fold. **p. semiluna'ris** [B N A], a fold of mucous membrane at the outer canthus of the eye. **p. semiluna'ris co'li,** one of Peyer's patches. **p. semiluna'ris conjuncti'væ,** a small doubling of the conjunctiva on the outer side of the caruncula lacrimalis. **p. sigmoi'dea,** one of the ridges on the inner surface of the colon. **p. sublingua'lis** [B N A], the fold on the under surface of the tongue produced by the underlying secretory duct of the sublingual gland. **p. synovia'lis** [B N A], a synovial fold. **p. synovia'lis patella'ris** [B N A], a fold of synovial membrane in the knee-joint from below the level of the articular surface of the patella to the intercondyloid notch; called also *ligamentum mucosum*. **p. transversa'lis rec'ti** [B N A], the valves of Houston. **p. triangula'ris** [B N A], the triangular fold where the glossopalatine arch joins the lateral border of the tongue. **p. tuba'ria** [B N A], any one of the folds of the mucous lining of the fallopian tube. **p. umbilica'lis latera'lis** [B N A]. Same as *p. hypogastrica*. **p. umbilica'lis me'dia** [B N A]. Same as *p. urachi*. **p. ura'chi,** a line on the posterior surface of the anterior abdominal wall, marking the course of the urachus. **p. ureter'ica** [B N A], a fold of mucous membrane passing from the opening of the ureter to the median line of the bladder. **p. ventricula'ris** [B N A], the false vocal cord. **p. vesica'lis transver'sa** [B N A], a fold of the peritoneum extending over the bladder when empty. **p. vestib'uli,** a ridge on the nasal septum. **p. villo'sa** [B N A], one of the folds of the mucous membrane of the stomach in the pyloric region. **p. voca'lis** [B N A], the true vocal cord.

plicadentin (pli-kah-den'tin) [L. *pli'ca* fold + *dentin*]. A modification of the dentin in which the fibers diverge in many lines from the central pulp-cavity of the tooth.

plicate (pli'kāt) [L. *plica'tus*]. Plaited or folded.

plication (pli-ka'shun). A folding; also the operation of taking tucks in the walls of a hollow organ in order to reduce its size.

plicotomy (pli-kot'o-me) [L. *pli'ca* fold + Gr. *τέμνειν* to cut]. Surgical division of the posterior fold of the tympanic membrane.

pliers (pli'erz). Small tong-jawed pincers for bending metals or holding small objects. Various forms are much used in dental work.

Plimmer's bodies, salt (plim'erz) [Henry George *Plimmer*, English zoölogist, 1857–1918]. See under *body* and *salt*.

plint, plinth (plint). An apparatus used in therapeutic gymnastics for the patient to sit or lie on.

plocach (plo'kāk). Sheep-cholera.

Plombière's douche (plaw-be-ārz') [a French spa]. See under *douche*.

plombierung (plom-be-ar'ung) [Ger. "plugging"]. The operation of plugging defects in bone, such as osteomyelitis, with preparations of iodoform.

Plotz's bacillus (plots) [Harry *Plotz*, New York physician, born 1890]. See *Fusiformis typhi-exanthematici*.

plug (plug). A lumpy mass. **Corner's p.,** a piece of omentum inserted into a duodenal perforation as a temporary measure in cases which cannot be operated on at the time. **Dittrich's p's,** whitish, brownish, or yellowish masses found in the sputum or in the bronchial tubes in septic bronchitis and in gangrene of the lungs. **Ecker's p.,** a plug of cells in the primitive mouth of the gastrula. **Imlach's fat-p.,** a mass of fatty tissue sometimes found at the mesial angle of the external inguinal ring. **Traube's p's.** Same as *Dittrich's p's*.

plugger (plug'er). A dental instrument for condensing and compacting amalgam or other fillings into a tooth cavity.

plumbagin (plum-ba'jin). An irritant substance obtained from the root of *Plumba'go zeylan'ica:* used as an abortifacient.

plumbago (plum-ba'go). See *graphite*.

plumbi acetas, and other terms beginning with **plumbi.** See under *lead*.

plumbic (plum'bik) [L. *plum'bicus* leaden]. Pertaining to or containing lead.

plumbism (plum'bizm). Lead-poisoning.

plumboxan (plum-bok'san). A proprietary preparation which, on being treated with steam at a high temperature, gives off oxygen.

plumbum (plum'bum). Latin for *lead*.

Plummer's disease (plum'erz) [Henry S. *Plummer*, contemporary American physician]. The development of toxicity (hyperthyroidism) in simple adenoma of the thyroid.

Plummer's pills (plum'erz) [Andrew *Plummer*, Scottish physician, died 1756]. See *pill*.

plummet (plum'et). A bullet of lead or metallic antimony formerly swallowed for the relief of obstinate constipation.

plumose (plu'mōs) [L. *plumo'sus*, Fr. *plu'ma* feather]. Feathery; resembling a feather.

plumula (plum'u-lah). A set of delicate cross-furrows on the upper wall of the aqueduct of Sylvius.

pluri- [L. *plus* more]. A prefix meaning *more*.

pluriceptor (plu-ris-ep'tor) [L. *plus* more + *cap'ere* to take]. A receptor which has more than two complementophil groups.

pluricordonal (plu-rik-or'don-al). See under *cell*.

pluriglandular (plu-rig-lan'du-lar). Pertaining to, derived from, or affecting several glands.

plurigravida (plu-rig-rav'id-ah) [L. *plus* more + *grav'ida* pregnant]. A woman pregnant for the third or more time.

plurilocular (plu-ril-ok'u-lar). Same as *multilocular*.

plurinuclear (plu-rin-u'kle-ar) [L. *plus* more + *nucleus*]. Having several nuclei.

pluripara (plu-rip'ah-rah) [L. *plus* more + *par'ere* to bear]. A woman who has borne several children.

pluriparity (plu-rip-ar'it-e). The fact or condition of having borne several children.

pluripolar (plu-rip-o'lar). Having several poles, said of ganglion-cells, etc.

plutomania (plu-to-ma'ne-ah) [Gr. *πλοῦτος* riches + *μανία* madness]. The insane belief of a patient that he is very rich.

P. M. B. Abbreviation for *polymorphonuclear basophil leukocytes*.

P. M. E. Abbreviation for *polymorphonuclear eosinophil leukocytes*.

P. M. N. Abbreviation for *polymorphonuclear neutrophil leukocytes*.

pneïn (pne'in) [Gr. *πνειά* breath]. A hypothetical substance supposed to be present in the tissues and to act as an accelerator of the oxidizing activities of the tissues.

pneodynamics (ne"o-di-nam'iks) [Gr. *πνεῖν* to breathe + *dynamics*]. The dynamics of respiration.

pneogaster (ne'o-gas-ter) [Gr. *πνεῖν* to breathe + *γαστήρ* the belly]. The respiratory tract of the embryo.

pneograph (ne'o-graf) [Gr. *πνεῖν* to breathe + *γράφειν* to record]. A device for registering the respiratory movements: used for diagnostic purposes.

pneometer (ne-om'et-er) [Gr. *πνεῖν* to breathe + *μέτρον* measure]. A form of spirometer, or device for measuring the air inspired and expired.

pneophore (ne'o-fōr) [Gr. *πνεῖν* to breathe + *φορεῖν* to carry]. An instrument to aid in effecting artificial respiration.

pneopneic reflex (ne-o-pne'ik). See under *reflex*.

pneoscope (ne'o-skōp) [Gr. *πνεῖν* to breathe + *σκοπεῖν* to view]. See *pneumograph*.

pneumarthrosis (nu-mar-thro'sis) [Gr. *πνεῦμα* air + *ἄρθρωσις* joint]. 1. The presence of gas or air in a joint. 2. The inflation of a joint with oxygen for the purpose of aiding roentgenographic examination.

pneumascope (nu'mas-kōp) [Gr. *πνεῖν* to breathe + *σκοπεῖν* to view]. An instrument for measuring the movements of the thorax in respiration.

pneumascos (nu-mas'kos) [Gr. *πνεῦμα* air + *ἄσκος* sac]. Pneumoperitoneum.

pneumathemia (nu-math-e'me-ah) [Gr. *πνεῦμα* air + *αἷμα* blood]. The presence of air or gas in the blood-vessels.

pneumatic (nu-mat'ik) [L. *pneumat'icus*; Gr. *πνευματικός*]. Of or pertaining to air or respiration.

pneumatics (nu-mat'iks) The science which deals with the physical properties of gases.

pneumatinuria (nu"mat-in-u're-ah). Same as *pneumaturia*.

pneumatism (nu'mat-izm) [Gr. *πνεῦμα* breath]. The doctrine of the Pneumatists.

Pneumatists (nu'mat-ists). A school or sect of ancient medicine, founded by Athenæus of Attalia, who practised in Rome in the middle of the first century. Their system of medicine was based upon the action and constitution of the *pneuma* or vital air which passed from the lungs into the heart and arteries and was thence disseminated throughout the body. Other members of this school were Agathinus of Sparta, Archigenes of Apamea, Aratæus of Cappadocia, and Antylus.

pneumatocardia (nu"mat-o-kar'de-ah) [Gr. *πνεῦμα* air + *καρδία* heart]. The presence of air in the heart.

pneumatocele (nu-mat'o-sēl) [Gr. *πνεῦμα* air + *κήλη* hernia]. 1. Hernial protrusion of the lung tissue. 2. A tumor or sac containing gas; especially, a gaseous swelling of the scrotum.

pneumatodyspnea, pneumatodyspnœa (nu"ma-to-disp-ne'ah) [Gr. *πνεῦμα* air + *dyspnea*]. Difficulty in breathing due to emphysema.

pneumatogram (nu-mat'o-gram) [Gr. *πνεῦμα* air + *γράμμα* writing]. The tracing or record made by a pneumatograph.

pneumatograph (nu-mat'o-graf) [Gr. *πνεῦμα* air + *γράφειν* to record]. A device for registering the movements of the chest-wall.

pneumatology (nu-mat-ol'o-je) [Gr. *πνεῦμα* air + *λόγος* treatise]. The sum of what is known regarding gases and air and their therapeutic and other properties.

pneumatometer (nu-mat-om'et-er) [Gr. *πνεῦμα* air + *μέτρον* measure]. A form of spirometer, or instrument for measuring the air inspired and expired.

pneumatometry (nu-mat-om'et-re). The measurement of the air inspired and expired.

pneumatophore (nu-mat'o-for) [Gr. *πνεῦμα* air + *φόρος* bearing]. An apparatus consisting of a bag with a tube and mouthpiece, which may be attached to the body. The bag contains oxygen, to be breathed by the wearer in rescue work in mines, etc.

pneumatorachis (nu-mat-or'ak-is) [Gr. *πνεῦμα* air + *ῥάχις* spine]. The presence of gas in the vertebral canal.

pneumatoscope (nu-mat'os-kōp) [Gr. *πνεῦμα* air + *σκοπεῖν* to see]. 1. A device for determining the absence or presence of pus in the air-cells of the mastoid process of the temporal bone. It consists of a sound-receiver placed in the patient's mouth and connected with his ears by tubes. A tuning-fork placed upon the mastoid will be heard longer over a healthy portion than over a diseased portion. 2. An instrument devised by Gabritschewsky for auscultating the percussion of the thorax from the mouth.

pneumatosis (nu-mat-o'sis) [Gr. *πνευμάτωσις*]. The presence of air or gas in an abnormal situation in the body. **p. cystoi'des intestina'lis**, the presence of gas-containing cysts in the mucous membrane of the intestines.

pneumatotherapy (nu"mat-o-ther'ap-e) [Gr. *πνεῦμα* air + *therapy*]. The treatment of disease by rarefied or condensed air.

pneumatothorax (nu"mat-o-tho'raks). Same as *pneumothorax*.

pneumaturia (nu-mat-u're-ah) [Gr. *πνεῦμα* air + *οὖρον* urine]. The passage of urine charged with air or gas.

pneumatype (nu'mat-īp) [Gr. *πνεῦμα* air + *τύπος* type] A breath-picture; a deposition of moisture upon a glass surface from the exhaled air: used in the diagnosis of nasal obstructions.

pneumectomy (nu-mek'to-me) [Gr. *πνεύμων* lung + *ἐκτομή* excision]. The excision of lung tissue.

pneumin (nu'min). Methylene creosote: a tasteless yellowish powder: used in tuberculosis.

pneumobacillin (nu"mo-bas-il'in). A poisonous substance extracted from the pneumobacillus.

pneumobacillus (nu"mo-bas-il'us) [Gr. *πνεύμων* lung + *bacillus*]. The *Bacterium mucosum capsulatum*.

pneumobacterin (nu-mo-bak'ter-in). See *pneumococcus vaccine*, under *vaccine*

pneumobulbar, pneumobulbous (nu-mo-bul'bar, nu-mo-bul'bus). Pertaining to the lungs and to the oblongata.

pneumocele (nu'mo-sēl) [Gr. *πνεύμων* lung + *κήλη* tumor]. Hernial protrusion of lung tissue through the chest-wall.

pneumocentesis (nu"mo-sen-te'sis) [Gr. *πνεύμων* lung + *κέντησις* puncture]. Surgical puncture of a lung for the purpose of evacuating a cavity.

pneumocephalus (nu-mo-sef'al-us) [Gr. *πνεῦμα* air + *κεφαλή* head]. Air within the cranial cavity.

pneumochirurgia (nu"mo-ki-rur'je-ah) [Gr. *πνεύμων* lung + *χειρουργία* surgery]. The surgery of the lungs.

pneumochysis (nu-mok'is-is). Pulmonary edema, or serous infiltration of the lung.

pneumococcal (nu-mo-kok'al). Pertaining to or caused by pneumococci.

pneumococcemia (nu"mo-kok-se'me-ah). The presence of pneumococci in the blood.

pneumococcus (nu-mo-kok'us) [Gr. *πνεύμων* lung + *κόκκος* berry]. The organism, *Diplococcus pneumoniæ*, which causes lobar pneumonia. It is a small, slightly elongated coccus, one end of which is pointed or lance-shaped, and commonly occurs in pairs. Four types or strains are recognized, based on immunity reactions, and distinguished as Types I, II, III, and IV. Types I and II cause about 60 per cent. of all cases of lobar pneumonia. Type III, about 20 per cent. The immunity reactions of these three types are

fairly constant. Type IV is composed of a number of strains differing from one another in serological reactions and rarely found in cases of pneumonia ending fatally. The pneumococcus is also called *Diplococcus pneumoniæ*, *Micrococcus lanceolatus*, *Streptococcus pneumoniæ*, and *Fränkel's pneumococcus*. **P. fla'vens, P. guttacer'ci, P. lichenoi'des,** lung bacilli found in the contagious pleuropneumonia of cattle.

pneumocolon (nu-mo-ko'lon) [Gr πνεῦμα air + *colon*]. Inflation of the colon as an aid to diagnosis.

pneumoconiosis (nu"mo-ko-ne-o'sis) [Gr. πνεύμων lung + κόνις dust]. Same as *pneumonoconiosis*.

pneumoderma (nu-mo-der'mah) [Gr. πνεῦμα air + δέρμα skin]. Subcutaneous emphysema; air beneath the skin.

pneumodograph (nu-mod'o-graf) [Gr. πνεῦμα breath + ὁδός way + γράφειν to write]. An apparatus for registering the degree of respiratory nasal efficiency.

pneumodynamics (nu"mo-di-nam'iks) [Gr. πνεῦμα breath + δύναμις force]. The dynamics of the respiratory process; the study of the forces exerted in the act of breathing.

pneumo-empyema (nu"mo-em-pi-e'mah). Empyema marked by the presence of gas.

pneumo-enteritis (nu"mo-en-ter-i'tis) [Gr. πνεύμων lung + ἔντερον intestine]. Inflammation of the lung and intestine.

pneumo-erysipelas (nu"mo-er-is-ip'el-as). Erysipelas complicated with pneumonia.

pneumogalactocele (nu"mo-gal-ak'to-sēl) [Gr. πνεῦμα air + γάλα milk + κήλη tumor]. A tumor containing gas and milk.

pneumogastric (nu-mo-gas'trik) [Gr. πνεύμων lung + γαστήρ stomach]. Pertaining to the lungs and stomach. **p. nerve.** See *nerve*.

pneumogram (nu'mo-gram). The tracing or graphic record of respiratory movements.

pneumograph (nu'mo-graf) [Gr. πνεύμων lung + γράφειν to record]. An instrument for registering the respiratory movements.

pneumography (nu-mog'raf-e) [Gr. πνεύμων lung + γράφειν to write]. 1. An anatomic description of the lungs. 2. Graphic recording of the respiratory movements. 3 Roentgenologic photography of a part after injection of oxygen; pneumoradiology **cerebral p.,** radiologic examination of the brain after the injection of oxygen or indigocarmin into the cerebral ventricles, pneumoventriculography.

pneumohemopericardium (nu"mo-he"mo-per-e-kar'de-um) [Gr. πνεῦμα air + αἷμα blood + *pericardium*]. The collection of air and blood in the pericardium.

pneumohemothorax (nu"mo-hem-o-tho'raks) [Gr. πνεῦμα air + αἷμα blood + θώραξ chest]. The presence of air or gas and blood in the pleural cavity.

pneumohydrometra (nu-mo-hi-dro-me'trah) [Gr. πνεῦμα air + ὕδωρ water + μήτρα uterus]. A collection of gas and fluid in the uterus.

pneumohydropericardium (nu"mo-hi"dro-per-e-kar'de-um) [Gr. πνεῦμα air + ὕδωρ water + *pericardium*]. A collection of air or gas and serum in the pericardium.

pneumohydrothorax (nu"mo-hi-dro-tho'raks) [Gr. πνεῦμα air + ὕδωρ water + θώραξ chest]. A collection of air or gas and a liquid in the thorax.

pneumohypoderma (nu"mo-hi-po-der'mah) [Gr. πνεῦμα air + ὑπό under + δέρμα skin]. Escape of air into the subcutaneous tissues.

pneumokidney (nu'mo-kid-ne) [Gr. πνεῦμα air + kidney]. See *pneumopyelography*.

pneumokoniosis (nu"mo-ko-ne-o'sis). See *pneumonoconiosis*.

pneumolith (nu'mo-lith) [Gr. πνεύμων lung + λίθος stone]. A pulmonary calculus or concretion.

pneumolithiasis (nu"mo-lith-i'as-is). The presence of concretions in the lungs.

pneumology (nu-mol'o-je) [Gr. πνεύμων lung + λόγος treatise]. The study of disease of the air-passages.

pneumolysis (nu-mol'is-is) [Gr. πνεύμων lung + λύσις loosening]. The operation of stripping the pleura from the fascia of the thoracic wall in order to allow the lung to collapse; called also *extrapleural p* and *pleurolysis*. In *intrapleural p* the lung is freed by separating the parietal from the visceral pleura.

pneumomalacia (nu"mo-mal-a'se-ah) [Gr. πνεύμων lung + μαλακία softness]. Morbid softness of lung tissue.

pneumomassage (nu"mo-mas-ahzh') [Gr. πνεῦμα air + *massage*]. Air-massage of the tympanum.

pneumomelanosis (nu"mo-mel-an-o'sis) [Gr. πνεύμων lung + *melanosis*]. The blackening of the lung tissue by inhaled coal-dust.

pneumometer (nu-mom'et-er). Same as *pneumatometer*.

pneumomycosis (nu"mo-mi-ko'sis) [Gr. πνεύμων lung + *mycosis*]. Any lung disease due to schizomycetes.

pneumomyelography (nu"mo-mi-el-og'raf-e) [Gr. πνεῦμα air + μύελος marrow + γράφειν to record]. The Roentgen-ray examination after the injection of gas (oxygen) into the spinal canal.

pneumonectasia, pneumonectasis (nu"mon-ek-ta'ze-ah, nu-mon-ek'tas-is) [Gr. πνεύμων lung + ἔκτασις extension]. Emphysema of the lungs.

pneumonectomy (nu-mo-nek'to-me). Same as *pneumectomy*.

pneumonedema (nu"mo-ne-de'mah) [Gr. πνεύμων lung + *edema*]. Edema of the lungs

pneumonemia (nu-mo-ne'me-ah) [Gr. πνεύμων lung + αἷμα blood]. Congestion of the lungs.

pneumonia (nu-mo'ne-ah) [Gr. πνευμωνία] Inflammation of the lungs; especially the disease known as croupous or lobar pneumonia. See *lobar p*. **abortive p.,** a form with a short and favorable course **acute p.,** lobar pneumonia. **alcoholic p.,** the lobar pneumonia of drunkards. **anthrax p.,** anthrax of the lung **apex-p., apical p.,** croupous pneumonia limited to the apex of the lung **aspiration-p.,** pneumonia due to the inhalation of dust, food, or other foreign material **bilious p.,** lobar pneumonia attended with jaundice **bronchial p.** Same as *catarrhal p*. **Buhl's desquamative p.,** caseous pneumonia in which the exudate is composed chiefly of desquamated alveolar epithelium. **caseous p.** Same as *cheesy p*. **catarrhal p.,** a variety in which the bronchioles become clogged with a mucopurulent exudate, forming consolidated patches in single lobes, which may extend to large areas It occurs especially in children. Called also *bronchial p., lobular p*, and *bronchopneumonia*. **central p.,** lobar pneumonia beginning in the interior of a lobe of the lung. **cerebral p.,** a pneumonia usually apical and having severe head symptoms. **cheesy p.,** a pneumonia in which the alveoli become filled with necrosed cells and the cut surface looks like cheese. **chronic p.,** a long-continuing form, usually fibrous. **contusion p.,** a pneumonia following an injury. **core-p.** Same as *central p*. **croupous p.** Same as *lobar p*. **deglutition p.,** pneumonia from the entrance of food into the lungs. **Desnos's p.,** massive pneumonia; splenopneumonia. **desquamative p.,** chronic lobar pneumonia with hardening of the fibrous exudate and proliferation of the interstitial tissue and epithelium of the lung. Called also *parenchymatous p*. and *primary indurative p*. **double p.,** that which affects both lungs. **embolic p.,** pneumonia due to embolism of a blood-vessel or vessels of the lungs **ephemeral p.,** that in which the signs of pneu-

monia disappear after two days. Called also *congestion of the lungs*. **ether-p.**, pneumonia occurring after anesthesia by ether. **fibrinous p.** Same as *lobar p.* **fibrous p.**, a form characterized by an increase of the interstitial and stromatic elements. See *interstitial p.* **Friedländer's bacillus p.**, lobar pneumonia caused by Friedländer's bacillus, *Bacterium mucosum capsulatum*. **gangrenous p.**, gangrene of the lung. **hypostatic p.**, a pneumonia due to dorsal decubitus in weak or aged persons. **indurative p.** See *desquamative p.* **inhalation p.**, pneumonia caused by the inhalation of foreign matter, as dust, food, etc. **interstitial p.**, chronic fibrous pneumonia a chronic form of pneumonia with increase of the interstitial tissue and decrease of the proper lung tissue, with induration. Called also *cirrhosis of the lung* and *fibroid phthisis*. **larval p.**, an attack presenting the initial symptoms of the disease only. **lobar p.**, an acute febrile disease produced by the *Diplococcus pneumoniæ*, and marked by inflammation of one or more lobes of the lung, together with consolidation. It is attended with chill, followed by sudden elevation of temperature, dyspnea, rapid breathing, pain in the side, and cough, with blood-stained expectoration. The symptoms abate after a week. It usually begins in the lower lobe, the lung being at first intensely congested (*stage of congestion* or *engorgement*), and afterward becoming red and solid from accumulation of exudate and blood-cells in the alveoli (*red hepatization*), and later gray (*gray hepatization*), from degeneration of the exudates, which are finally absorbed. Called also *croupous p.*, *fibrinous p.*, *lung fever*, and *pneumonic fever*. **lobular p.**, catarrhal pneumonia. **massive p.**, lobar pneumonia with solidification of the air-cells, bronchi, or even an entire lung. **metastatic p.**, suppurative pneumonia due to metastasis in pyemia. **migratory p.**, pneumonia gradually involving one lobe of the lung after another. **parenchymatous p.** Same as *desquamative p.* **plague p.** Same as *pneumonic p.* See *plague*. **pleuritic p.** Same as *pleuropneumonia*. **pleurogenic p.**, **pleurogenetic p.**, that which is secondary to pleural disease. **pseudopleuritic p.** See *Desnos's p.* **purulent p.**, a form characterized by the formation of pus. **secondary p.**, inflammation of the lungs coming on as a complication of an infectious disease. **septic p.**, a form due to septic poison, and often lobular. **stable p.**, epizoötic pleuropneumonia in horses. **Stoll's p.**, pneumonia with gastrohepatic complications **streptococcus p.**, an epidemic type of pneumonia caused by the *Streptococcus hæmolyticus*. **stripe-p.**, a type in which the affected part takes the form of an upright stripe. **superficial p.**, a form which affects only the parts near the pleura. **suppurative p.**, pneumonia with formation of abscesses in the lungs. **terminal p.**, lobar pneumonia developing during some other disease and hastening a fatal termination. **toxemic p.**, infection of the system with pneumococci without marked lung involvement. **traumatic p.**, inflammation of the lung following a wound of the lung or chest. **typhoid p.**, an asthenic form of pneumonia with typhoid symptoms. **vagus-p.**, pneumonia due to injury of the pneumogastric nerve. **wandering p.** See *migratory p* **white p.**, indurative syphilitic pneumonia of the newborn; infantile syphilitic pneumonia with a white, fatty degeneration of the lung. **wool-sorters' p.**, anthrax pneumonia.

pneumonic (nu-mon'ik) [Gr. *πνευμονικός*]. Pertaining to the lung or to pneumonia.

pneumonitis (nu-mo-ni'tis). Same as *pneumonia*.

pneumonocele (nu-mon'o-sēl). Same as *pneumocele*.

pneumonocentesis (nu-mo"no-sen-te'sis). Pneumocentesis.

pneumonochirurgia (nu-mo"no-ki-rur'je-ah). Surgery of the lung.

pneumonocirrhosis (nu"mo-no-sir-o'sis) [Gr. *πνεύμων* lung + *cirrhosis*]. Cirrhosis, or hardening, of a lung.

pneumonococcus (nu-mo-no-kok'us). Same as *pneumococcus*.

pneumonoconiosis, pneumonokoniosis (nu-mo"no-ko-ne-o'sis) [Gr. *πνεύμων* lung + *κόνις* dust]. Lung disease due to the inhalation of minute particles. It is attended by fibroid induration and pigmentation. See *alluminosis, anthracosis, byssinosis, chalicosis, ptilosis, siderosis, silicosis*, and *tabacosis*. **p. siderot'ica**. Same as *siderosis*.

pneumono-enteritis (nu-mo"no-en-ter-i'tis). Pneumo-enteritis.

pneumono-erysipelas (nu-mo"no-er-is-ip'e-las). Pneumo-erysipelas.

pneumonolysis (nu-mo-nol'is-is). Same as *pneumolysis*.

pneumonomelanosis (nu-mo"no-mel-an-o'sis) [Gr. *πνεύμων* lung + *μέλας* black]. Melanosis of the lung tissue.

pneumonometer (nu-mon-om'et-er) [Gr. *πνεύμων* lung + *μέτρον* measure]. A form of spirometer.

pneumonomycosis (nu-mo"no-mi-ko'sis). Same as *pneumomycosis*.

pneumonopaludism (nu-mo"no-pal'u-dizm). Pneumopaludism.

pneumonoparesis (nu-mo"no-par'es-is). Pneumoparesis.

pneumonopathy (nu-mo-nop'ath-e) [Gr. *πνεύμων* lung + *πάθος* disease]. Any lung disease.

pneumonopexy (nu-mo'no-peks-e). Same as *pneumopexy*.

pneumonophthisis (nu-mon-of-thi'sis). Pulmonary tuberculosis.

pneumonopleuritis (nu-mo"no-plu-ri'tis). Pneumopleuritis.

pneumonorrhagia (nu-mo-no-ra'je-ah). Pneumorrhagia.

pneumonorrhaphy (nu-mo-nor'af-e) [Gr. *πνεύμων* lung + *ῥαφή* suture]. Suture of the lung.

pneumonosis (nu-mo-no'sis) [Gr. *πνεύμων* lung + *νόσος* disease]. Any lung disease.

pneumonotherapy (nu-mo-no-ther'ap-e). Pneumotherapy.

pneumonotomy (nu-mo-not'o-me) [Gr. *πνεύμων* lung + *τέμνειν* to cut]. Surgical incision of the lung.

pneumonyssus (nu-mo-nis'us). A mite found in the lungs of monkeys.

pneumo-oxygenator (nu"mo-ok'se-jen-a-tor). An apparatus for administering long inhalations of large quantities of oxygen.

pneumopaludism (nu-mo-pal'u-dizm) [Gr. *πνεύμων* lung + L. *pa'lus* swamp]. Disease of the lungs of malarial origin. One form, known as *de Bruns' disease*, consists of solidification of the upper part of one or both lungs. It is attended with cough and attacks of fever.

pneumoparesis (nu-mo-par'es-is) [Gr. *πνεύμων* lung + *paresis*]. A lung disease marked by progressive congestion and infiltration of the vesicles of the lung.

pneumopericardium (nu"mo-per-ik-ar'de-um) [Gr. *πνεῦμα* air + *περικάρδιον* pericardium]. The presence of air or gas in the pericardium. It is marked by tympanitic resonance over the precordia and metallic heart-sounds.

pneumoperitoneal (nu"mo-per-it-o-ne'al). Marked by air in the peritoneum: a term applied to Roentgen-ray examination in which the peritoneal cavity is inflated with air or gas injected through a puncture in the abdomen.

pneumoperitoneum (nu"mo-per-it-o-ne'um) [Gr. *πνεῦμα* air + *peritoneum*]. 1. The presence of gas or air in the peritoneal cavity. 2. Injection of oxygen or other gas into the peritoneal cavity for radiographic purposes.

pneumoperitonitis (nu"mo-per-it-o-ni'tis) [Gr. *πνεῦμα* air + *peritonitis*]. Peritonitis with the accumulation of air or gas in the peritoneal cavity.

pneumopexy (nu'mo-peks-e) [Gr. *πνεύμων* lung + *πῆξις* fixation]. Surgical fixation of the lung to the thoracic wall.

pneumopleuritis (nu"mo-plu-ri'tis). Inflammation of the lungs and pleura.

pneumopleuroparietopexy (nu"mo-plu"ro-pa-ri'et-o-pek-se) [Gr *πνεύμων* lung + *pleura* + *parietal* + Gr *πῆξις* fixation]. The operation of suturing the lung with its parietal pleura to the margin of a thoracic wound.

pneumoprotein (nu-mo-pro'te-in). A principle derived from the pneumococcus by the action of glycerin and water.

pneumopyelography (nu"mo-pi-el-og'raf-e) [Gr. *πνεῦμα* air + *πύελος* pelvis + *γράφειν* to write]. Pyelography in which oxygen, instead of an opaque solution, is injected into the kidney pelvis.

pneumopyopericardium (nu"mo-pi"o-per-ik-ar'de-um) [Gr. *πνεῦμα* air + *πύον* pus + *περικάρδιον* pericardium]. The presence of air or gas and pus in the pericardium.

pneumopyothorax (nu"mo-pi-o-tho'raks) [Gr. *πνεῦμα* air + *πύον* pus + *θώραξ* thorax]. The presence of air and pus in the pleural cavity.

pneumorachis (nu-mo-ra'kis) [Gr. *πνεῦμα* air + *ῥάχις* spine]. 1. The presence of a gaseous collection in the spinal cord. 2. The injection of gas into the spinal canal for the facilitation of roentgenologic examination.

pneumoradiography (nu"mo-ra-de-og'raf-e) [Gr. *πνεῦμα* air + *radiography*]. Radiography of a part following the injection of oxygen, as in pneumoperitoneum.

pneumorrhagia (nu-mor-a'je-ah) [Gr. *πνεύμων* lung + *ῥηγνύναι* to burst forth]. 1. Hemorrhage from the lungs. 2. Pulmonary apoplexy.

pneumosan (nu'mo-san). A proprietary preparation for use by injection in tuberculosis. It is said to be amylthiotrimethylamin chlorid.

pneumoscope (nu'mo-skōp) [Gr. *πνεῦμα* air + *σκοπεῖν* to see]. An instrument for showing the respiratory power.

pneumosepticemia (nu"mo-sep-tis-e'me-ah). Influenzal pneumonia of an extreme and fatal form.

pneumoserosa (nu-mo-se-ro'sah). Injection of air into a joint cavity for roentgenoscopy

pneumoserothorax (nu"mo-se-ro-tho'raks) [Gr. *πνεῦμα* air + *serum* + Gr. *θώραξ* thorax]. The presence of gas and serum in the thoracic cavity.

pneumotherapy (nu-mo-ther'ap-e). 1. Same as *pneumatotherapy*. 2. The treatment of diseases of the lungs.

pneumothermomassage (nu"mo-ther"mo-mas-ahzh') [Gr. *πνεῦμα* air + *θέρμη* heat + *massage*]. The application to the body of hot condensed air that has been medicated.

pneumothorax (nu-mo-tho'raks) [Gr. *πνεῦμα* air + *θώραξ* thorax]. An accumulation of air or gas in the pleural cavity. The air enters either by an external wound, a lung perforation, from burrowing abscesses, or from the rupture of a superficial lung cavity. Pneumothorax is apt to be of sudden onset, and to be announced by collapse. It is attended with sudden and severe pain and rapidly increasing dyspnea. Percussion shows a wide diffusion of the tympanitic sound over the dilated side. There are no râles, but dulness is present as fluid forms, and fluctuation or succussion, and a metallic echo on strong percussion over the air. When a communication exists with the bronchi, metallic respiration or tinkling is heard. **artificial p.**, pneumothorax induced intentionally by artificial means, as by the injection of nitrogen gas: employed in the treatment of pulmonary tuberculosis. Cf. *Forlanini treatment*, under *treatment*. **valvular p.**, that which is characterized by an aperture through the pleura which has a slit with a valve-like action.

pneumotomy (nu-mot'o-me). Same as *pneumonolomy*.

pneumotoxin (nu-mo-toks'in). A toxin produced by the bacteria of pneumonia, and thought to be the cause of the symptoms of lobar pneumonia.

pneumotyphoid (nu-mo-ti'foid). Typhoid with unusual localization of the lesions in the lungs.

pneumotyphus (nu-mo-ti'fus). Pneumonia concurrent with typhoid fever.

pneumouria (nu-mo-u're-ah). Same as *pneumaturia*.

pneumoventricle (nu-mo-ven'trik-l). Pneumoventriculi.

pneumoventriculi (nu"mo-ven-trik'u-li) [Gr. *πνεῦμα* air + *ventriculus*, ventricle]. Presence of air in the cerebral ventricles

pneumoventriculography (nu"mo-ven-trik-u-log'raf-e). Radiography of the cerebral ventricles which have been injected with oxygen after withdrawing a corresponding amount of cerebrospinal fluid.

pneusis (nu'sis) [Gr.]. 1. Respiration. 2. Anhelation.

pneusometer (nu-som'et-er) [Gr. *πνεῦσις* blowing + *μέτρον* measure]. A spirometer.

pnigophobia (ni-go-fo'be-ah) [Gr. *πνίγος* choking + *φόβος* fear]. Abnormal dread of choking.

Pocill. Abbreviation for L. *pocil'lum*, a small cup.

pock (pok). A pustule, especially of smallpox. **p.-marked**, scarred or pitted as a result of smallpox.

pocket (pok'et). A sac-shaped cavity. In dentistry, an abnormal space formed between a tooth root and the gum **oral p., Rathke's p.** Same as *Rathke's pouch*. See under *pouch* **Seessel's p.**, a depression in the pharyngeal membrane of the embryo.

pocketing (pok'et-ing). The inclosure of the pedicle in ovariotomy within the edges of the external wound.

Pocul. Abbreviation for L *poc'ulum*, cup

poculum (pok'u-lum). Latin for *cup* **p. Diog'enis**, Diogenes's cup, the hollowed palm of the hand.

podagra (pod-ag'rah, pod'ag-rah) [L ; Gr *ποδάγρα*; *πούς* foot + *ἄγρα* seizure] Gout, more especially gout in the feet.

podagral (pod'ag-ral). Affected with gout.

podagric (pod-ag'rik) [L. *podag'ricus;* Gr. *ποδαγρικός*]. Gouty.

podagrous (pod'ag-rus) [L. *podagro'sus*]. Gouty.

podalgia (po-dal'je-ah) [Gr. *πούς* foot + *ἄλγος* pain]. Pain in the foot, as from gout or rheumatism.

podalic (po-dal'ik) [Gr. *πούς* foot]. Accomplished by means of the feet; footling.

podarthritis (pod-ar-thri'tis) [Gr. *πούς* foot + *arthritis*]. Inflammation of the joints of the feet.

podasteroid (pod-as'ter-oid) [Gr. *πούς* foot + *ἀστήρ* star + *εἶδος* form]. Having a stellate foot or pedicle.

podelkoma (pod-el-ko'mah) [Gr. *πούς* foot + *ἕλκωμα* ulcer] Mycetoma; actinomycosis of the foot

podencephalus (pod-en-sef'al-us) [Gr. *πούς* foot + *ἐγκέφαλος* brain] A monster-fetus the brain of which, without cranium, hangs by a pedicle

podiatrist (po-di'at-rist). One who practices podiatry; a chiropodist.

podiatry (po-di'at-re) [Gr. *πούς* foot + *ἰατρεία* healing]. That branch of medicine which has to do with the treatment of diseases of the feet and toes; chiropody.

podobromidrosis (pod"o-brom-id-ro'sis) [Gr. *πούς* foot + *βρῶμος* stench + *ἱδρώς* sweat]. Fetid perspiration of the feet.

pododerm (pod'o-derm) [Gr. *πούς* foot + *δέρμα* skin]. That portion of the skin which is continued downward within the horn capsule of the hoof of an animal.

pododynamometer (pod"o-di-nam-om'et-er). A device for determining the strength of the leg muscles.

pododynia (pod-o-din'e-ah) [Gr. *πούς* foot + *ὀδύνη* pain]. Neuralgic pain of the heel and sole; burning pain without redness in the sole of the foot: seen in tailors.

podogram (pod'o-gram) [Gr. *πούς* foot + *γράμμα* mark] A print of, or an outline tracing of, the sole of the foot.

podograph (pod'o-graf) [Gr. *πούς* foot + *γράφειν* to write]. An instrument for making a podogram.

podology (po-dol'o-je) [Gr. *πούς* foot + *λόγος* treatise]. The study of the feet.

podophyllin (pod-o-fil'in) [L. *res'ina podophyl'li*]. The purgative yellow resin of *Podophyl'lum pelta'tum*. Dose, $\frac{1}{8}$–$\frac{1}{2}$ gr. (0.008–0.033 gm).

podophylloquercitin (pod"o-fil"o-kwer-si'tin). A crystallizable principle from podophyllum: said to have no remedial value.

podophyllotoxin (pod"o-fil-o-toks'in). A poisonous cathartic resin, $C_{20}H_{15}O_6(OCH_3)_3 + 13H_2O$, from *Podophyl'lum pelta'tum*. Dose, $\frac{1}{60}$–$\frac{1}{10}$ gr. (0.0011–0.006 gm.).

podophyllous (pod-of'il-us) [Gr. *πούς* foot + *φύλλον* leaf]. A term applied to the tissues forming the sensitive wall of the hoofs of animals.

Podophyllum (pod-o-fil'um) [Gr. *πούς* foot + *φύλλον* leaf]. A genus of berberidaceous plants. The rhizome and roots of *P. pelta'tum*, May-apple, or mandrake, contain a resin, *podophyllin*, and a constituent, *podophyllotoxin*. It is a cholagogue, laxative, and cathartic, and is used in chronic constipation, torpor of the liver, etc. Dose, 5–20 gr. (0.33–1.33 gm.); of abstract, $\frac{1}{4}$–1 gr. (0.016–0.066 gm); of extract, $\frac{1}{2}$–$1\frac{1}{2}$ gr. (0.033–0.1 gm); of fluidextract, 5–30 min. (0.333–2 c.c); of tincture, 15–60 min. (1–4 c.c).

podotrochilitis (pod"o-tro-kil-i'tis) [Gr. *ποῦς* foot + *τροχιλεα* pulley + *-ιτις* inflammation]. Inflammation of the navicular bone of the horse's foot.

pœ-. For words thus beginning, see those beginning *pe-*.

pœcilocyte (pe'sil-o-sīt). See *poikilocyte*.

Poehl's test (pēlz) [Alexander Vasilyevich von *Poehl*, Russian chemist, born 1850]. See *tests*.

pogoniasis (po-go-ni'as-is) [Gr. *πωγωνίας* bearded]. 1. Excessive growth of a beard. 2. The growth of a beard upon a woman.

pogonion (po-go'ne-on) [Gr. *πώγων* beard]. The most anterior point of the chin in the middle line.

Pogostemon (po-go-ste'mon). See *patchouli*.

poikilionia (poi-kil-i-o'ne-ah) [Gr. *ποικίλος* varied + *ion*]. Variation in the ionic concentration (inorganic content) of the blood.

poikiloblast (poi'kil-o-blast) [Gr. *ποικίλος* speckled, varied + *βλαστός* germ]. A large nucleated red blood-cell of irregular form

poikilocyte (poi'kil-o-sīt) [Gr. *ποικίλος* varied + *κύτος* cell]. A malformed and oversized non-nucleated red blood-corpuscle· seen in the blood of pernicious and other anemias. See *blood*.

poikilocythemia (poi-kil"o-si-the'me-ah). Poikilocytosis.

poikilocytosis (poi"kil-o-si-to'sis). A condition characterized by the presence of poikilocytes in the blood.

poikiloder'ma atroph'icans vascula're. A rare skin disorder of early adult life marked by mild pruritus, telangiectosis, pigmentation, and later capillary hemorrhages and atrophy.

poikilonymy (poi-kil-on'im-e) [Gr. *ποικίλος* varied + *ὄνυμα* name]. The mingling of names or terms from different systems of nomenclature.

poikilopicria (poi-kil-o-pik're-ah, poi-kil'o-pik-re) [Gr. *ποικίλος* varied + *πικός* bitter] Variation in the concentrations of the anions of the blood.

poikiloplastocyte (poi-kil-o-plas'to-sīt) [Gr. *ποικίλος* varied + *plastocyte*]. An irregularly shaped blood-plate.

poikilothermal, poikilothermic (poi"kil-o-ther'mal, poi"kil-o-ther'mik) [Gr. *ποικίλος* varied + *θέρμη* heat]. 1. Having a variable body temperature or one which corresponds to the environment. 2. Capable of enduring marked variations of cold and heat.

poikilothermism (poi"kil-o-ther'mizm) The ability of bacteria, plants, and cold-blooded animals to adapt themselves to the temperature of their environment.

point (point) [L. *punc'tum*]. 1. A small area or spot; the sharp end of an object 2. To approach the surface, like the pus of an abscess, at a definite spot or place. **p. of an abscess,** the place at which the pus comes nearest to the surface. **alveolar p.,** the central point of the lower edge of the upper alveolar arch. **apophysiary p.** 1. The midpoint of the lower border of the anterior nares. Called also *spinal p* and *subnasal p.* 2. See *Trousseau's apophysiary p's* **auricular p.,** the center of the opening of the external auditory meatus **Barker's p.,** a point one and one-fourth inches above and one and one-fourth inches behind the middle external auditory meatus. It is the proper spot to apply the trephine in abscess of the temporosphenoid lobe. **Boas's p.,** a tender area to the left of the twelfth thoracic vertebra in patients with gastric ulcer **boiling-p.,** the temperature or point on the thermometer at which a liquid will boil. Water boils at 100° C, or 212° F. **Brewer's p.,** the point of the costovertebral angle, tenderness over which points to kidney infection **Broca's p.,** the auricular point. **Capuron's p's,** the iliopectineal eminences and the sacro-iliac joints. **cardinal p.** 1. Any one of a set of six points of reference in the eye, or of four in the pelvic inlet. They are—(*a*) the anterior focus, or *anterior focal point*, whose rays, coming from the retina and parallel to the axis of the eye, are brought to a focus; (*b*) the posterior focus, or *posterior focal point*, on the retina, at which rays converge parallel to the axis, and coming from the front of the eye, (*c* and *d*) the *principal points*, in the anterior chamber, behind the cornea and on the optic axis; (*e* and *f*) the *nodal points*, near the posterior surface of the lens 2 *Cardinal p's of Capuron*, four points within the pelvic inlet—the two sacroiliac articulations and the two iliopectineal eminences **Clado's p.,** a point of special tenderness in appendicitis, situated at the intersection of the right semilunar line by the interspinal line at the external border of the rectus abdominis muscle. **cold p.,** any point on the surface at which hot bodies are not felt to be hot. **cold-rigor p.,** that point of cold temperature at which the activity of a cell ceases. **conjugate p's,** conjugate foci. See under *foci* **contact p.,** the point on the surface of a tooth which touches an adjoining tooth. **p. of convergence,** the conjugate focus to which the light converges. **corresponding p's,** points upon the two retinæ whose impressions unite to produce a single perception **craniometric p.,** any one of a numerous set of points of reference assumed for use in craniometry. **critical p.** 1. The temperature at or above which a gas can no longer be liquefied by pressure alone. 2. The temperature above which a substance can no longer be retained in liquid form by pressure. **deaf p.,** one of certain points near the ear where a vibrating tuning-fork cannot be heard. **de Mussy's p.,** a point, exceedingly painful on pressure,

on the line of the left border of the sternum, at the level of the end of the tenth rib: it is a symptom of diaphragmatic pleurisy. **dew-p.**, the temperature at which dew begins to be deposited. **disparate p's**, points on the retina which are not paired exactly. **p. of dispersion**, in optics, the virtual focus. **p. of divergence**, the conjugate focus from which the light proceeds. **dorsal p.**, a point, tender on pressure, situated between the spinous processes of the vertebræ at the border of the right scapula at the level of the fourth and fifth intercostal space at a distance of about 2 or 3 centimeters from the middle line. It is found in hepatic colic. Called also *Pauly's p.* **p. of election**, that point at which any particular surgical operation is done by preference. **Erb's p.**, a point two or three centimeters above the clavicle and without the posterior border of the sternomastoid, at the level of the transverse process of the sixth cervical vertebra; stimulation here contracts various arm muscles. **eye-p.** 1. An eye-spot or ocellus. 2. The bright circle seen at the crossing point or nearest the approximation of the rays above the microscopic ocular. **far-p.**, the remotest point at which an object is clearly seen when the eye is at rest. **fixation-p.**, that point on the visual axis at which an object is most clearly seen. **focal p.** See *focus* and under *cardinal p.* **freezing-p.**, the temperature at which a liquid begins to freeze that of water is 0° C., or 32° F **fusing-p.** Same as *melting-p.* **glenoid p.**, the center of the glenoid cavity of the maxilla. **Guéneau de Mussy's p.** See *de Mussy's p.* **Halle's p.**, a point on the surface of the abdomen corresponding to the point where the ureter crosses the pelvic brim. It is the point of intersection between a horizontal line connecting the anterior superior iliac spines and a vertical line projected upward from the pubic spine. **hot p.**, any point on the surface at which cold bodies are not felt to be cold. **hystero-epileptogenous p., hysterogenic p.**, a point on which, if pressure be made, a hysteric or hystero-epileptic attack may be produced **identical p's**, the corresponding points on the retinæ of the two eyes. **p. of incidence.** See *refraction.* **iso-electric p.**, in colloid chemistry, the hydrogen-ion concentration at which minimum dissociation occurs. **itchy p's.**, a condition in which there are points of itching on the skin. Called also *puncta pruritisa.* **jugal p.**, the point of the angle formed by the masseteric and maxillary edges of the malar bone. **jugomaxillary p.**, the point at the antero-inferior angle of the malar bone. **lacrimal p's**, the puncta lacrimalia: the outlets of the lacrimal canaliculi. **Lanz's p.**, a point which indicates the position of the vermiform appendix. It is situated on a line connecting the two anterior superior iliac spines one-third of the distance from the right spine. **Lian's p.**, a point at the junction of the outer and middle thirds of a line joining the umbilicus and the left anterior superior iliac spine, the point of election for paracentesis of the abdomen. See *Munro's p.* **malar p.**, a point on the external tubercle of the malar bone. **marginal p's**, anaplasma marginale. **maximum occipital p.**, the point in the occipital bone furthest from the glabella. **McBurney's p.**, the point of special tenderness in acute appendicitis, and it is situated about 2 inches from the right anterior superior spine of the ilium, on a line between the latter and the umbilicus. It corresponds with the normal position of the appendix. **Méglin's p.**, the point where the palatine nerve emerges from the great palatine foramen. **melting-p.**, the temperature in degrees at which a solid becomes liquefied by heat. **mental p.**, the pogonion. **metopic p.**, the metopion. **Morris's p.**, a point of special tenderness in chronic appendicitis, situated about 2 inches from the navel in a line running thence to the anterior superior iliac spine. **motor p.** 1. The point at which a motor nerve enters a muscle. 2. The point wherever, if galvanic stimulation be applied, it will cause contraction of a corresponding muscle. **Munro's p.**, a point midway between the umbilicus and the left anterior iliac spine: usually selected as the point for performing abdominal puncture. See *Lian's p.* **Mussy's p.** See *de Mussy's p.* **nasal p.** Same as *nasion.* **near-p.**, the nearest point at which the eye can distinctly perceive an object; the nearest point of clear vision. **near-p., absolute**, the near-point for either eye alone with accommodation relaxed. **near-p., relative**, the near-point for both eyes with the employment of accommodation. **nodal p's**, two points situated on the optic axis of a dioptric system: so related that every incident ray which is directed toward the first point is represented after refraction by a ray coming from the second point, and which has a direction parallel to the incident ray **occipital p.** 1. The posterior point on the occipital bone. 2. The pointed posterior end of the occipital lobe of the brain. **ossification p.**, the center of ossification in bone. **Pagniello's p.**, a point painful on light pressure when a finger is drawn over the ninth left costal interspace in malarial subjects. **painful p.** See *Valleix's p's.* **Pauly's p.** See *dorsal p.* **Piersol's p.**, a point indicating the location of the vesical orifice. **preauricular p.**, a point on the zygoma just in front of the upper end of the tongue. **pressure p.**, a point of extreme sensibility to pressure. **pressure-arresting p.**, a point at which pressure arrests spasm. **pressure-exciting p.**, a point at which pressure produces spasm. **principal p's**, two points on the optic axis of the anterior chamber of the eye; lines drawn from these to corresponding points on the object and its image are parallel. **reflection p.**, the point from which a ray of light is reflected. **refraction p.**, the point at which a ray of light is refracted. **retromandibular tender p.**, a point behind the superior extremity of the inferior maxilla below the lobule of the ear and in front of the mastoid process. Pressure on this point elicits extreme pain in meningitis. **Robson's p.**, the point of greatest tenderness in gall-bladder inflammation, situated opposite the junction of the middle and lower third of a line drawn from the right nipple to the umbilicus. **Rolando's p's**, the points at the upper and lower ends of the fissure of Rolando. **spinal p.** Same as *subnasal p.* **stereo-identical p's**, points in space outside of the region within which fusion of double images occurs. **subnasal p.**, the central point of the root of the anterior nasal spine. **subtemporal p.**, the point where the sphenotemporal suture and infratemporal crest intersect. **p. of Suedeck**, the portion of the rectum between the last sigmoid artery and the bifurcation of the superior hemorrhoidal artery. Ligation of the latter below this point will lead to gangrene of the rectum. **supra-auricular p.**, a point at the root of the zygoma directly above the auricular point. **supraclavicular p.**, a point above the clavicle and outside of the sternomastoid where the application of a stimulus causes contraction of the biceps, deltoid, brachialis anticus, and supinator longus muscles. **supranasal p.**, the middle point of the transverse supra-orbital line. **supra-orbital p.**, in neuralgia, a tender spot just above the supra-orbital notch. **sylvian p.**, a point on the surface of the skull from 29 to 32 millimeters behind the external angular process. **Trousseau's apophysiary p's**, points sensitive to pressure along the dorsal and lumbar vertebræ in certain cases of neuralgia. **vaccine-p.**, a piece of bone or quill one end of which is coated with vaccine lymph. **Valleix's p's**, pointes douloureux: tender points on the course of certain nerves in neuralgia. **vital p.**, a point in the medulla oblongata, at the respiratory center, puncture of which causes immediate death. **Vogt's p.**, a

A TABLE OF POISONS AND POISONING.

Drug.	General Symptoms.	Antidotes and Treatment.
Acetanilid.	Sweating; cyanosis; soft, weak pulse; hemoglobin and hematin in urine.	Heat; stimulants; strychnin; belladonna; oxygen inhalations.
Acid, Acetic (vinegar)	Similar to those caused by the mineral acids.	Alkalies, such as sodium and potassium bicarbonates; magnesia and soap; flaxseed-tea; milk or large quantities of warm water; olive oil.
Acid, Carbolic. *Creosote.*	Gastro-enteritis. Violent vomiting and purging, burning pain over entire abdomen; skin covered with sweat; face pinched and anxious; thready, imperceptible pulse; great dyspnea; coma; contracted pupil; sometimes convulsions; collapse.	The soluble sulphates, chiefly Epsom and Glauber salts; mucilaginous drinks; hot application to the skin, counterirritation over the abdomen; respiratory and cardiac stimulants; strychnin and digitalis; hypodermic injections of ether and dilute sulphuric acid.
Acid, Chromic.	Pain in abdomen; purging; vomiting, yellow stains, collapse.	Stomach-pump; chalk, milk, or albumin; mucilaginous drinks.
Acid, Hydrochloric (muriatic acid).	Violent gastro-enteritis.	Alkalies, soaps, oils, and white of egg.
Acid, Hydrocyanic (prussic acid).	Difficult respiration, expiration being prolonged; slow cardiac action and disturbed cerebration, followed by convulsions, unconsciousness, wild cries, dilated pupils, vomiting, involuntary urination and defecation, erection of penis, ejaculation of semen, asphyxia, cyanosis, paralysis, and general collapse.	No known antidote. General stimulation; atropin hypodermically; ammonia by inhalation, by the mouth, or intravenously, artificial respiration; alternate cold and hot douches to the chest.
Acid, Nitric.	Violent gastro-enteritis. Tissues stained deep yellow.	Alkalies; chalk, magnesia, whitewash, and soap.
Acid, Nitromuriatic (nitrohydrochloric acid).	Similar to preceding. Tissues stained yellow.	Similar to preceding.
Acid, Oxalic.	Burning in the esophagus, followed by gastric irritation, intense abdominal pain, vomiting of highly acid, greenish, blackish-brown, or bloody mucus, livid surface, cold skin, stupor, collapse, and sometimes convulsions.	Chalk, or lime scraped from a wall. *Not* the salts of potassium and sodium, as they form soluble oxalates. Apply general treatment for gastro-enteritis.
Acid, Sulphuric (oil of vitriol).	If protracted, pain in the mouth, throat, and epigastrium, violent vomiting, often of blackish matters, cold extremities, clammy skin, suppression of the voice; swelling of the parotid glands, profuse salivation, which is sometimes bloody, followed by symptoms of general collapse. Tissues affected stained black.	Alkalies; magnesia, chalk, whitewash, soap, oils, and opium, application of external heat.
Acid, Tartaric.	Gastro-enteritis.	Alkalies; magnesia, lime, carbonate of sodium or potassium, soap. The after-treatment is that of gastro-enteritis.
Aconite.	Tingling in throat and extremities, marked general relaxation, anesthesia of surface, pulse slow, weak, intermittent, respiration shallow, slow, feeble, skin covered with cold sweat; countenance pale, anxious, protrusion of eyes, pupils generally dilated, diplopia; often loss of voice and sight, sometimes gastric burning and convulsions; consciousness may be preserved, body temperature lowered.	Hypodermic injections of ether, alcohol, especially *digitalis*. Place patient in prone position and *absolute* quiet, head lower than feet. Endeavor to wash out stomach, but *avoid* emetics. External heat, atropin, ammonia, artificial respiration.
Alcohol.	General relaxation, stupor, anesthesia, coma; pulse rapid, weak, compressible; skin cool, moist, some unconsciousness, face pallid, body temperature lowered, breathing somewhat stertorous Symptoms resembling opium-poisoning and apoplexy, sometimes convulsions.	Evacuate stomach; alternate cold and hot douches; external heat, atropin, caffein, strychnin hypodermically.
Ammonia.	A local powerful irritant. General gastro-enteritis; intense abdominal pain, bloody purging; symptoms of suffocation; convulsions Consciousness is preserved, but stupor or coma may be developed.	Neutralization by vinegar or dilute acids If edema threatens life, tracheotomy should be instantly performed. Oils, such as linseed, almond, or others, may be administered.
Antimony (tartar emetic).	Weak and slow pulse; skin moist and relaxed, followed by violent gastro-intestinal irritation, vomiting of mucus, bile, watery fluid, and sometimes blood; purging, first of contents of intestines, then mucus, bile, and sometimes blood, followed soon after by peculiar *rice-water* stools. The pulse is then imperceptible at the wrist; the respirations are shallow; the face becomes pinched, livid, and covered with cold sweat; cramps of the leg, accompanied by spots of anesthesia, and great fall of the bodily temperature. The whole symptomatology points to Asiatic cholera, from which the metallic poisoning can only be distinguished by chemical analysis. Sometimes, especially in protracted cases, there may occur tremblings, delirium, unconsciousness, clonic and tetanic convulsions.	Chemic antidotes, tannic acid, or astringent infusions of oakbark, galls, etc., followed by ingestion of white of egg. Other measures should consist in placing the patient in a prone position, with the head lower than the feet, general stimulation; application of external heat; ingestion of alcohol, and especially of digitalis hypodermically, as cardiac stimulants; opium, to allay irritation and pain, provided respiration be not feeble.

A TABLE OF POISONS AND POISONING.—*Continued.*

Drug.	General Symptoms.	Antidote and Treatment.
Antipyrin.	Chilliness, profuse perspiration, slight cyanosis, a rash resembling that of measles, headache, nausea, lowering of blood-pressure, respiratory failure.	Stimulants, warmth, atropin, strychnin, inhalations of oxygen, artificial respiration.
Apomorphin.	Severe vomiting, delirium, paralysis of motion and sensation, cardiac and respiratory depression.	Stimulants of heart and respiration.
Arsenic (arsenous acid; Scheele's green; insect-powder).	Active irritation, accompanied by colicky pains, intense burning of the esophagus and stomach, sense of constriction in the throat and an acrid, metallic taste in the mouth, violent vomiting and purging, matters rejected at first mucous, then bilious, of a yellowish or greenish color. The stools may become finally serous, and not infrequently bloody. Pulse feeble, small, and frequent, respiration rapid, labored, and painful, excessive thirst, suppression of urine, more or less swelling of the face, ice-cold extremities, surface cyanosed, followed by cramps, convulsions, coma, and death. In more or less protracted cases there may appear an eruption upon the skin which is either petechial or urticaria-like, papular, vesicular, or pustular.	Chemic antidote: *hydrated sesquioxid* of *iron*. This may be prepared in an emergency by adding ammonia to the tincture of chlorid of iron, and washing the precipitate with water, or Monsel's solution and the so-called dialyzed iron may be employed instead of the tincture. The ferri oxidum hydratum cum magnesia, made by precipitating the solution of the tersulphate of iron by magnesia, is perhaps the *best* antidote. This should be followed by the administration of castor oil, demulcent drinks, opium, external heat, and stimulants, large draughts of water containing sweet spirit of niter, especially if there be a tendency to suppression of urine
Belladonna (atropin).	Dryness of mouth and throat, increased cardiac action, rapid breathing; flushing of face, dilated pupils, wild, talkative delirium, scarlatinous, non-punctated rash, sometimes laryngitis, roughness of voice, with expectoration of minute pearly pellets, then stupor, followed by paralysis, cold extremities, retention of urine.	Evacuation of stomach, early use of catheter, *tannic acid*, external heat, stimulation by mustard, pilocarpin best physiologic antidote, caffein, physostigma, alternate cold and hot douches, artificial respiration.
Bloodroot.	See *Sanguinaria*.	
Caffein.	Burning in throat, vertigo, nausea, faintness, and numbness, thirst, parched tongue, abdominal pain, tremor, weak pulse, cold skin, collapse.	Emetics, heat, stimulants, atropin, and morphin.
Calabar bean (physostigma).	Giddiness, muscular tremors, complete muscular relaxation, *pupils contracted*, respiration slow, irregular, loss of reflexes, vomiting and purging, but both often absent.	Evacuate stomach, atropin best physiologic antidote, external heat, stimulants, artificial respiration.
Calcium (slaked lime).	Those of a powerful caustic. Gastro-intestinal inflammation.	Similar to the preceding, with the ingestion of milk and mucilaginous drinks.
Camphor.	Burning pain in abdomen, vertigo; prostration, cyanosis, delirium; convulsions, quick, weak pulse; clammy skin; odor of camphor.	Emetics, heat, stimulants, alcohol.
Cannabis indica (Indian hemp).	Sense of exhilaration, peculiar prolongation of time and sense of double consciousness, followed by drowsiness, anesthesia, loss of power, especially of lower extremities; *pupils dilated*, rapid pulse, slow breathing; sometimes convulsions.	General stimulation, belladonna or atropin; artificial respiration.
Cantharides (Spanish flies).	Violent gastro-enteritis, burning sensation in pharynx and esophagus with sense of constriction of throat, burning pain in back, bladder, and urethra, priapism, often great thirst, vesical tenesmus, scanty, bloody urine, sometimes sloughing of genital organs, stupor, coma, sometimes violent delirium and tetanic convulsions	No known antidote, evacuate stomach, albuminous or mucilaginous drinks *avoid* oily substances, opiates to lessen irritation and pain, leeches to epigastrium, anesthetics
Carbon Dioxid.	Vertigo, headache, cyanosis, sleepiness; coma.	Artificial respiration, oxygen-inhalations, counter-irritation, electricity.
Chloral.	Complete muscular relaxation, followed by sleep and coma, respiration slow, shallow, feeble, labored; pulse slow, then rapid and thready; face white, livid, covered with cold sweat, pupils contracted, then dilated, great fall of body-temperature.	Emetics; strychnin, atropin, digitalis, ammonia, ether, alcohol hypodermically Place patient in prone position, with head lower than feet. Keep patient roused. Artificial respiration; oxygen by inhalation, external heat.
Chloroform.	Stertorous, irregular shallow respiration, dilatation of pupils during anesthesia, and a peculiar shade or cloud passing over the face of patient, are the most dangerous symptoms.	Remove drug, and immediately invert patient: alternate hot and cold douches; hypodermic injections of strychnin, atropin, and digitalis; electricity and artificial respiration. *Avoid* subcutaneous injections of ether and alcohol; ammonia instead, hypodermically or intravenously.
Cocain.	Vertigo, nausea; faintness; small, rapid pulse; slow respiration, dilated pupil; prostration.	Stimulants; artificial respiration, amyl nitrite.
Codein.	See *Opium*.	
Colchicum.	Gastro-enteritis; profuse salivation; nausea, retching, griping, intense abdominal pain, great tenesmus; violent purging; rapid pulse, then slow, sense of prostration and great weakness, skin cold, pale, bedewed with sweat; spasms frequent; muscular pains and convulsions sometimes, collapse.	Emetics and cathartics; tannic acid; warm water freely; also white of egg; albuminous drinks; demulcents; opium.

A TABLE OF POISONS AND POISONING.—*Continued.*

Drug.	General Symptoms.	Antidote and Treatment.
Conium (hemlock).	Giddiness; staggering; disturbed vision, followed by complete muscular relaxation; nausea, sometimes vomiting; frontal headache; *ptosis* of eyelids; *dilated pupils;* pulse slow, then increased; sometimes salivation and sweating.	Evacuate stomach; tannic acid; strychnin, atropin, caffein, digitalis, hypodermically; external heat; artificial respiration.
Copper.	Burning pain in stomach; copperish or metallic taste in mouth, followed by gastro-enteritis, vomiting of bluish liquid, stools consist at first of contents of intestines, becoming then glairy, mucous, or bloody, excessive salivation and bronchial secretion, constant expectoration, epileptiform convulsions, delirium; anesthesia; sometimes syncope and jaundice; lessened amount or suppression of urine, which is sometimes black.	Chemic antidote: the yellow prussiate of potassium. Demulcent drinks; oils, white of egg; milk; if no emesis has occurred, emetics and the stomach-pump; opium to allay irritation and pain.
Corrosive Sublimate.	See *Mercury.*	
Creosote.	See *Acid, carbolic.*	
Croton Oil.	Those of violent gastro-intestinal inflammation.	Mucilaginous drinks; demulcents; opium, general stimulation.
Cyanid of Potassium.	See *Hydrocyanic Acid*	
Digitalis (foxglove).	Violent vomiting of mucus and bile, intense headache, disordered vision, vertigo, salivation, pulse slow, full, strong, *dicrotic,* becoming weak and rapid on patient rising, although heart beats violently, face pale; *blue color of sclerotic, pupils dilated,* sometimes contracted (?), eyeballs bulging, diarrhea, suppression of urine, pain in back and limbs, consciousness generally preserved, but late in poisoning delirium, then stupor, convulsions, and coma.	Tannic acid; then emetics or stomach-pump, aconite, best physiologic antidote, but use cautiously. Place patient in horizontal position, in absolute quiet, opium, external heat, especially about abdomen.
Ergot.	Not well defined, but often gastric irritation, thirst, and diarrhea, burning pain in feet, dizziness, tingling of fingers, cramps in all extremities, *pupils dilated,* pulse small, feeble, *marked coldness of surface,* sometimes convulsions, miscarriage or abortion in pregnant women.	General stimulation, with application of external heat.
Ether.	Cyanosis, pulsation of jugular veins, *failure of diaphragmatic action,* followed by paralysis of thoracic movements, pulse weak and rapid, respiration shallow, stertorous, labored, great fall of body-temperature, dropping of jaw.	Remove ether, invert patient, hypodermic injections of strychnin, atropin, ammonia intravenously, digitalis; dash ether on chest and abdomen, external heat, frictions, artificial respiration. *Avoid* subcutaneous injections of ether and alcohol.
Formaldehyd (formalin).	Pain, vomiting, the vomitus being blood-stained and having the odor of formaldehyd, cardiac depression.	Emetic, inhalation of ammonia; hot bath, a few drops of ammonia in water, administration of liquor ammoniæ acetatis
Gelsemium (yellow jasmine).	Dropping of jaw, ptosis, sense of languor, drowsiness, great muscular relaxation, pulse rapid, feeble, skin moist, cold, face anxious, loss of voice, respiration slow, labored, impaired sensibility, disturbed vision, which is sometimes double; pupils dilated, great fall of body-temperature.	General, especially cardiac, stimulation, ammonia, digitalis; emetics, stomach-pump; atropin, strychnin; external heat.
Hyoscyamus (henbane).	See *Belladonna.*	
Iodin (potassium iodid).	Violent gastro-enteritis, vomiting, and purging; metallic taste in mouth, marked salivation, pulse rapid and feeble; face deathly pale; total suppression of urine, sometimes swelling of eyelids, laryngeal pain, excessive thirst, high fever, albuminuria, cyanosis, violent excitement, convulsions, and collapse.	Large quantities of starch, wheat flour, or arrowroot boiled in water, freely, emetics; application of external heat, hypodermic injections of alcohol and digitalis, ammonia, atropin, strychnin.
Iodoform.	Drowsiness, slight delirium; rapid pulse; high temperature.	
Jaborandi (pilocarpin).	Vertigo, salivation, profuse sweating, purging, vomiting, contracted pupils, pain in eyeball.	Evacuate stomach, stimulants.
Lead.	Sweet, metallic taste in mouth, pain in epigastrium, severe gastro-intestinal irritation, matters vomited white, passages black; sometimes constipation, pulse rapid, tense, cord-like, then weak and relaxed; face anxious, pinched, and livid, excessive thirst, cramps in legs, muscular twitching, vertigo, anesthesia; stupor, convulsions, coma; death.	Soluble sulphates, especially sodium and magnesium, best chemical antidotes. Emetics or stomach-pump; mucilaginous or albuminous drinks; application of external heat; opium to allay irritation.
Lobelia.	Great prostration, nausea, vomiting, sometimes violent purging; cold sweating, livid face; skin pale; pulse feeble; sometimes burning in fauces and esophagus; muscular tremblings, convulsions, stupor, coma.	Washing out stomach with solutions of tannic acid; opium to allay irritation and pain; alcohol, ammonia, strychnin, digitalis, hypodermically; external heat.

A TABLE OF POISONS AND POISONING.—*Continued.*

Drug.	General Symptoms.	Antidote and Treatment.
Mercury (bichlorid of, or corrosive sublimate).	Intense gastro-enteritis; metallic, coppery taste in mouth; sense of constriction in throat; burning pain in esophagus and stomach; colicky pains, diarrhea; vomiting: mucous, bilious, bloody; purging, serous, mucous, bloody; much straining; breath fetid; pulse small, frequent, irregular, face pinched, anxious; cold extremities; convulsions, coma, collapse. If somewhat protracted, petechial eruption upon skin; sometimes febrile reaction.	White of egg freely, followed by stomach-pump to wash out stomach; external heat; cardiac and respiratory stimulants.
Morphin.	See *Opium*.	
Mushrooms.	Abdominal pain, nausea, vomiting, cholera-like purging, with bloody stools.	For *Amanita muscaria*, hypodermic injections of atropin; for *A. phalloides*, transfusions of fresh blood or of salt-solution; strychnin and nitroglycerin to support the heart's action.
Nicotin.	See *Tobacco*.	
Nitrite of Amyl.	Great muscular relaxation, with progressive loss of reflexes; yellow vision; marked pallor, *pupils dilated*, pulse slow, almost imperceptible; respiration irregular, sometimes vomiting and epileptiform convulsions.	General stimulation; strychnin hypodermically; alternate hot and cold douches; digitalis; artificial respiration.
Nitrite of Ethyl. Nitrite of Potassium. Nitrite of Sodium.	Same as preceding.	Same as preceding.
Nitroglycerin.	"Queer" sensation in head; giddiness, feeling of constriction in throat, severe headache; pulse irregular, *dilated* pupils, precordial pain; muscular weakness, urine scanty, pigmented, sometimes nausea and loss of consciousness; other symptoms similar to those peculiar to the nitrites.	Atropin; cold to the head; general stimulation; ergotin (?).
Oil of Bitter Almonds.	See *Hydrocyanic Acid*.	
Opium.	At first drowsiness, followed by deep sleep; pulse full, slow, and strong; breathing full; skin warm, dry, *pupils contracted*. Soon after, face reddened, suffused, or distinctly cyanotic; complete loss of consciousness, breathing stertorous, puffing, then marked cyanosis; respiration very slow, difficult, and not deep, but shallow, general relaxation, skin now bedewed with cold, clammy sweat; pulse rapid and feeble; coma, death.	Unload stomach by emetics, such as mustard, ipecac, or sulphate of copper, use stomach-pump; give *tannic acid* freely, strong coffee or caffein; external heat. Keep patient awake by shouting in ear, by walking him, by flagellating with wet towels, or by alternate hot and cold douches. Electricity, respiratory stimulants, atropin, strychnin; cardiac stimulants, alcohol, digitalis, artificial respiration.
Phosphorus.	Phosphorous taste in mouth; breath laden with odor of drug; burning pain in esophagus, stomach, and abdomen; gastro-enteritis, matters vomited and purged, mucus, bile, blood, luminous in the dark, often constipation; enlarged liver, jaundice, "coffee-grounds" vomit, bile suppressed at this time, muscular twitchings, headache, vertigo, delirium, erotic convulsions, urine scanty, albuminous, unconsciousness, coma. In women pseudo-menstrual discharge, miscarriage, abortion. Whole train of symptoms resembles *yellow atrophy of liver*.	Sulphate of copper, old French oil of turpentine; best of all, perhaps, *potassium permanganate*, acting as a perfect chemic antidote, 0 2 to 0 3 per cent. solution; mucilaginous drinks; emetics, purgatives; opium to allay irritation; *fats* or *oils should not* be given.
Physostigma.	See *Calabar Bean*.	
Pilocarpin.	See *Jaborandi*.	
Quinin.	Deafness, blindness; erythematous eruptions; epistaxis, symptoms of congestion.	Tannic acid; general stimulation, alcohol, ammonia, strong coffee; artificial respiration.
Sabadilla.	See *Veratrum Sabadilla*.	
Sanguinaria.	Gastro-enteritis; profuse salivation; violent vomiting and purging; faintness, vertigo, disordered vision, coldness, general insensibility; great thirst; pulse slow; great muscular prostration, *dilated pupils;* clonic convulsions.	Tannic acid (?); general stimulation, atropin, strychnin, digitalis.
Savin.	Abdominal pain, vomiting, tenesmus and bloody stools; convulsions, respiratory disturbances; coma; collapse.	Stomach-pump; castor oil; morphin, abdominal poultices.
Silver (salts of).	Diarrhea; pains, vomiting of white, cheesy matter, which turns black in sunlight; dizziness, convulsions; paralysis; coma; respiratory disturbance.	Salt and water; milk in large quantities; evacuate stomach.
Stramonium (Jamestown weed).	See *Belladonna*.	

A TABLE OF POISONS AND POISONING.—*Continued.*

Drug.	General Symptoms.	Antidote and Treatment.
Strychnin.	Sudden muscular rigidity; stiffness of back of neck; uneasy startings, followed by tetanic convulsions; opisthotonos, feet everted; slight touch or breath of air originates convulsions; complete relaxation between convulsions; *risus sardonicus*, corners of mouth drawn back; eyes fixed, widely opened; respiration ceases during convulsion; cramp-like muscular contractions, exceedingly painful; face pale; erections of penis; involuntary defecation and urination; consciousness preserved; lockjaw late in poisoning.	Amyl nitrite by inhalation or hypodermically; tannic acid as chemic antidote in draughts of warm water. After stomach is washed out, bromid of potassium by mouth or by rectum, combined with chloral; Calabar bean; artificial respiration.
Tobacco.	Great depression, giddiness, with feeling of intense wretchedness and weakness; skin cold, clammy; pulse rapid, running, finally imperceptible, dyspnea; muscular tremblings, sometimes convulsions.	Wash out stomach; respiratory and cardiac stimulants, atropin, strychnin, digitalis, Hoffman's anodyne; external heat and rubbings.
Turpentine.	Gastro-enteritis, generally preceded by giddiness and a kind of intoxication; strangury, bloody, scanty urine, with odor of violets, cyanosis, skin moist or dry; *pupils widely dilated*, pulse feeble, rapid.	Sulphates, of magnesium especially; demulcent or albuminous drinks; opium
Veratrum Sabadilla (veratrin).	Marked loss of muscular power, soon deepening into collapse, skin pale, cold, clammy; face pinched; muscular tremors; violent vomiting, sometimes serous purging; pulse rapid, thready; convulsions resembling those of strychnin, sometimes free diuresis; body-temperature lowered.	Evacuate stomach; general stimulation, caffein or strong coffee, absolute rest, external heat.
Veratrum Viride.	General pronounced muscular relaxation; intense nausea, constant retching, hiccough, faintness; vertigo, pulse at first slow, then rapid, often running, almost imperceptible, disordered vision; skin cold, clammy, semi-unconsciousness; precordial pain (?), often convulsions.	Wash out stomach with draughts of warm water. Place patient in prone position, head lower than feet, check vomiting, but patient must not be allowed to rise. Laudanum by rectum, alcohol by mouth, digitalis; strychnin, atropin, ammonia hypodermically or intravenously, external heat, rubbings, mild flagellations; nitrite of amyl by inhalations.
Zinc Chlorid, Zinc Sulphate.	Pain in the abdomen, nausea, vomiting, and collapse.	White of egg, mucilaginous drinks; emetics and stomach-pump.

point at the intersection of a horizontal line, two fingerbreadths above the zygoma, with a vertical line a thumbbreadth behind the ascending sphenofrontal process, here trephination may be performed in traumatic meningeal hemorrhage Called also *Vogt-Hueter p.* **Vogt-Hueter p.** See *Vogt's p* **Voillemier's p.**, a point on the linea alba 6½ cm. below the line which joins the anterior superior iliac spinous processes; here the bladder may be punctured in obese or edematous patients. **Ziemssen's motor p's**, the places of entrance of motor nerves into muscles: they are points of election in the therapeutic application of electricity to muscles.

pointes douloureux (pwahnt doo-loo-ruh'). See *Valleix's points*, under *point*.

pointillage (pwahn-te-yahzh') [Fr.]. Massage with the points of the fingers.

Poirier's line (pwah-re-āz') [Paul *Poirier*, surgeon in Paris, 1853–1907]. See *line*.

Poiseuille's law, space (pwah-zuhiz') [Jean Marie *Poiseuille*, physiologist in Paris, 1797–1869]. See *law* and *space*.

poison (poi'zn) [L. *po'tio* draft; *tox'icum;* Gr. τοξικόν]. Any substance applied to the body, ingested, inhaled, or developed within the body, which causes or may cause damage or disturbance of function. **acrid p., irritant p.**, one which produces irritation or inflammation, as the mineral acids, oxalic acid, the caustic alkalis, antimony, arsenic, barium, the salts of copper, some of the compounds of lead, silver nitrate, the salts of zinc, iodin, cantharides, phosphorus, etc. **acronarcotic p., acrosedative p.**, poisons which produce sometimes irritation, sometimes narcotism (or sedation), or both together. They are chiefly derived from the vegetable kingdom. Stramonium and belladonna are examples of the acronarcotic, and aconite an example of the acrosedative poisons. **arrow p.**, a poisonous substance used by savages on their arrows. **crowd-p.**, the excrementitious matters contained in the respired air in crowded places. **fatigue p.** See *fatigue toxin*, under *toxin*. **fugu p.** See *fugo-toxin*. **hemotropic p.**, a poison which has an especial affinity for the red blood-corpuscles. **microbial p.**, a toxin. **morbid p.**, the poison of a specific disease. **muscle-p.** 1. A poison that impairs muscular action or function. 2. A toxic albumin formed during muscular action. **narcotic p's**, such as produce stupor or delirium, as opium, hyoscyamus, etc. **ordeal p.** See *ordeal bark*. **protein p.**, a highly active poison derived from protein and believed to be a constituent of every true protein. **sedative p's**, those which directly reduce the vital powers, as hydrocyanic acid, potassium cyanid, hydrogen sulphid, and other of the poisonous gases. **vascular p.**, a poison which acts by raising or lowering the blood-pressure.

poisoning (poi'zun-ing). The morbid condition produced by a poison. **blood-p.** See *septicemia*. **crowd-p.**, poisoning by crowd-poisons. See under *poison*. **food-p.** See *sitotoxism;* also *allantiasis, botulism,* and *meat poisoning*. **forage p.**, a disease produced in animals, especially horses, as a result of eating moldy or fermented food. Called also *cerebrospinal meningitis*. **garage p.**, poisoning by carbon monoxid, which accumulates in the air of closed garages when the engine is run. Called also *petromorbis*. **lead p.** See *plumbism*. **loco-p.** See *locoism*. **meat p.**, acute, often severe gastro-enteritis, caused by *Bacterium enteritidis* or some similar organism. **sausage p.** See *allantiasis* and *botulism*. **tetrachlorethane p.**, a form of poisoning in munition workers from inhalation of the fumes of tetrachorethane, characterized by toxic jaundice, headache, anorexia, and gastro-intestinal disturbance. **T. N. T. p., trinitrotoluene p.** See *trinitroluene*.

poison-ivy. See *Rhus toxicodendron.*

poison-nut. Nux vomica.

poison-oak. See *Rhus toxicodendron.*

poison-sumac. See *Rhus venenata.*

Poisson-Pearson formula (pwah-son'pĕr'son). See under *formula.*

poitrinaire (pwah-tre-nār') [Fr.]. A patient with a chronic disease of the chest.

poke (pōk). See *Phytolacca.*

poker-back. Spondylitis deformans.

polar (po'lar) [L. *pola'ris; po'lus,* Gr. πόλος axis]. Of, or pertaining to, a pole.

polarimeter (po-lar-im'et-er) [*polar* + Gr. μέτρον measure]. A device for measuring the rotation of polarized light.

polarimetry (po-lar-im'et-re). Measurement of the rotation of polarized light.

polariscope (po-lar'is-kōp) [*polar* + Gr. σκοπεῖν to view]. An instrument for the measurement of polarized light.

polariscopic (po-lar-is-kop'ik). Pertaining to the polariscope or to polariscopy.

polaristrobometer (po-lar"is-trob-om'et-er). A form of polarimeter used for delicate analyses.

polarity (po-lar'it-e). 1. The fact or condition of having poles. 2. The exhibition of opposite effects at the two extremities. 3. The exhibition, by a nerve, of both anelectrotonus and catelectrotonus. **dynamic p.,** the specialization of a nerve-cell with reference to the flow of impulses

polarization (po"lar-iz-a'shun). 1. The production of that condition in light by virtue of which its vibrations take place all in one plane or else in circles and ellipses. 2. The accumulation of bubbles of hydrogen gas on the negative plate of a galvanic battery, so that the generation of electricity is impeded. **circular p.,** that polarization which causes the vibrations all to take place in circles. **elliptic p.,** that which causes the vibrations to move in ellipses. **plane p.,** the production of such a polarization that the light vibrations are all in one plane. **rotatory p.,** that which rotates the plane in which the vibrations take place.

polarize (po'lar-īz). 1. To endue with polarity. 2. To put into a state of polarization.

polarizer (po'lar-i-zer). An appliance for polarizing light.

pole (pōl) [L. *po'lus;* Gr. πόλος]. 1. Either extremity of any axis, as of the fetus or eye-lens. 2. Either one of two points which have opposite physical qualities (electric or other). **animal p.,** the point on the surface of an ovum which contains the most active part of the protoplasm, as contrasted with the *vegetative p.* **anterior p.,** the front or facial end of the anteroposterior axis of the eye-lens. **antigerminal p.,** the pole of an ovum opposite the germinal pole, at which is located the food yolk. **cephalic p.,** the end of the fetal ellipse at which the head of the fetus is situated. **frontal p.,** the most prominent part of the anterior end of each hemisphere of the brain. **germinal p.,** that pole of an egg at which development begins. **lower p.,** the antigerminal pole. **negative p.,** that electrode (cathode) and the associated apparatus of a galvanic battery which are connected with its electropositive element. **north p.,** that point of a magnetic needle which, when it is freely suspended, will point toward the north. **nutritive p.,** the antigerminal pole. **occipital p.,** the posterior end of the occipital lobe of the brain. **pelvic p.,** the end of the fetal ellipse at which the breech of the fetus is situated. **placental p.,** the pole of the chorion at which a dome-shaped placenta is located. **positive p.,** that electrode (anode) and the other conducting apparatus of a galvanic battery which are connected with its electronegative element. **posterior p.,** the point on the retina where the optic axis passes; it is usually between the macula lutea and the optic papilla. **south p.,** that point of a freely suspended magnetic needle which points south. **temporal p.,** the prominent anterior end of the temporal lobe of the brain. **twin p.,** that part of a spiral-fibered nerve-cell from which both the straight and spiral fibers spring. **upper p.,** the germinal pole. **vegetative p.,** that pole at the end of an ovum which contains the food-yolk. **vitelline p.,** the antigerminal pole.

Polemonium (pol-e-mo'ne-um) A genus of herbs; Greek valerian. Some species are said to have the medicinal properties, expectorant and diaphoretic.

polemophthalmia (pol-em-of-thal'me-ah) [Gr. πόλεμος war + ὀφθαλμός eye]. Military ophthalmia; ophthalmia affecting soldiers.

poleozone (po-le-o'zōn). An agent prepared from potassium chlorate by the action of sulphuric acid: a bactericide and oxidizer.

polewort (pōl'wert). Eupatorium urticæfolium.

police (po-lēs'). In medicine, an organization entrusted with matters affecting the public health, called also *sanitary police.*

policeman's disease (po-lēs'manz). Tarsalgia.

policlinic (pol-e-klin'ik) [Gr. πόλις city + κλίνη bed]. A city hospital, infirmary, or clinic. Cf *polyclinic.*

poliencephalitis (pol"e-en-sef-al-i'tis) [Gr πολιός gray + *encephalitis*] Inflammatory disease of the gray substance of the brain **p. acu'ta infan'tum,** an acute variety seen in children under six years of age, and marked by fever, vomiting, and convulsions. It is usually followed by permanent paralysis of the limbs, which were affected with convulsions. **inferior p.,** bulbar paralysis. **posterior p.,** inflammation of the gray matter of the posterior part of the fourth ventricle **superior p.,** a hemorrhagic inflammation occurring near the third and fourth ventricles and in the gray matter of the upper part of the spinal cord.

polioencephalitis (pol"e-o-en-sef-al-i'tis). Same as *poliencephalitis.*

polioencephalomeningomyelitis (pol"e-o-en-sef"al-o-men-ing"go-mi-el-i'tis). Inflammation of the gray matter of the brain and spinal cord and of the meninges covering it.

polioencephalomyelitis (pol"e-o-en-sef"al-o-mi-el-i'tis). Inflammatory disease of the gray matter of the brain and spinal cord.

polioencephalopathy (pol"e-o-en-sef-al-op'ath-e) [Gr. πολιός gray + ἐγκέφαλος brain + πάθος disease]. Disease of the gray matter of the brain.

poliomyelencephalitis (pol"e-o-mi-el-en"sef-al-i'tis) [Gr. πολιός gray + μυελός marrow + ἐγκέφαλος brain]. Poliomyelitis combined with poliencephalitis.

poliomyelitis (pol"e-o-mi-el-i'tis) [Gr. πολιός gray + μυελός marrow]. Inflammation of the gray substance of the spinal cord. **acute anterior p.,** an acute infectious disease affecting children, usually about the period of the first dentition It comes on suddenly, often with fever, and is attended with motor paralysis and atrophy of groups of muscles, ending in contraction and permanent deformity. It is caused by a filtrable virus, but the mode of transmission of the organism has not yet been definitely determined. Called also *infantile paralysis, epidemic infantile paralysis, acute wasting paralysis, essential paralysis of children, Heine-Medin disease,* and *acute atrophic paralysis.* **p. ante'rior,** inflammation of the anterior horns of the gray substance of the spinal cord. **ascending p.,** a paralytic affection which is first manifested in the legs and rapidly ascends cephalad The patient may recover with damaged muscles, but involvement of the muscles of respiration and deglutition may prove fatal. **chronic p.,** progressive muscular atrophy. **chronic anterior p.,** muscular atrophy of neck

and upper extremities with periods of improvement. **metallic p.,** paralysis and muscular atrophy due to metallic poisoning.

poliomyeloencephalitis (pol"e-o-mi"el-o-en-sef-al-i'tis) [Gr. πολιός gray + μυελός marrow + ἐγκέφαλος brain + -ιτις inflammation]. Inflammation of the gray matter of brain and spinal cord, causing infantile cerebrospinal paralysis

poliomyelopathy (pol"e-o-mi-el-op'ath-e) [Gr. πολιός gray + μυελός marrow + πάθος disease]. Any disease primarily affecting the gray matter of the spinal cord.

polioneuromere (pol"e-o-nu'ro-mēr) [Gr. πολιός gray + νεῦρον nerve + μέρος part]. One of the primitive segments of the gray matter of the spinal cord.

polioplasm (pol'e-o-plazm) [Gr. πολιός gray + πλάσμα plasm]. The internal, granular protoplasm proper of a cell.

poliosis (pol-e-o'sis) [Gr. πολιός gray]. Premature grayness of the hair.

Polish plait (po'lish). See *plica polonica.*

Politzer's bag, cone, speculum, test, etc. (pol'its-erz) [Adam *Politzer,* Austrian otologist, 1835–1920]. See under the nouns.

politzerization (po"lit-zer-iz-a'shun) [Adam *Politzer,* an Austrian otologist]. The inflation of the middle ear by means of a Politzer bag. See under *bag.* **negative p.,** suction of secretion from a cavity by means of a Politzer bag

poll (pōl) The back part of the head, especially such part of an animal **p.-evil,** an abscess behind the ears of a horse.

pollaccine (pol-ak'sin). A pollen vaccine for hay-fever.

pollakiuria (pol"ak-e-u're-ah) [Gr πολλάκις often + οὖρον urine]. Unduly frequent passage of the urine.

pollantin (pol-an'tin). An antitoxin derived from the blood of horses by inoculating them with the toxin of the pollen of certain plants; used in hay-fever (Dunbar and Weichardt, 1903).

pollenogenic (pol"en-o-jen'ik) [*pollen* + Gr. γεννᾶν to produce] Caused by the pollen of plants.

pollenosis (pol-en-o'sis). Hay-fever.

pollex (pol'eks), pl. *pol'lices.* Latin for *thumb.* **p. exten'sus,** backward deviation of the thumb. **p. flex'us,** permanent flexion of the thumb. **p. pe'dis,** the great toe; hallux. **p. val'gus,** deviation of the thumb toward the ulnar side. **p. va'rus,** deviation of the thumb toward the radial side.

pollinosis (pol-in-o'sis). Hay-fever. See under *fever.*

pollodic (pol-o'dik) [Gr. πολλοί many + ὁδός way]. Same as *panthodic.*

pollopas (pol'o-pas). A glass which is more penetrable than flint glass to ultraviolet and ultrared rays.

pollution (pol-u'shun) [L. *pollu'tio*]. 1. The act of defiling or making impure 2 The discharge of semen without coition. **nocturnal p.,** the discharge of semen during sleep. **self-p.,** voluntary pollution; masturbation.

polocyte (po'lo-sīt) [Gr. πόλος pole + κύτος cell]. See *polar body,* under *body.*

polonium (po-lo'ne-um) [L. *Polo'nia* Poland]. A rare metal resembling bismuth, discovered in 1898 in pitchblende. It has radiant properties like those of radium, but is less active.

poltophagy (pol-tof'aj-e) [Gr. πόλτος porridge + φαγεῖν to eat]. Thorough chewing of the food so that it becomes reduced to a porridge-like mass.

polus (po'lus) [L. a "pole"]. **p. ante'rior len'tis.** See *anterior pole,* under *pole.* **p. poste'rior len'tis.** See *posterior pole,* under *pole.*

poly (pol'e). A polymorphonuclear leukocyte.

poly- [Gr. πολύς many]. A prefix meaning *many.*

polyacoustic (pol-e-ak-oos'tik) [Gr. πολύς much + ἀκουστικός relating to hearing]. Increasing or intensifying sound.

polyadenia (pol"e-ad-e'ne-ah) [Gr. πολύς many + ἀδήν gland]. Same as *pseudoleukemia.*

polyadenitis (pol"e-ad-en-i'tis) [Gr. πολύς many + ἀδήν gland]. Inflammation of several or many glands. **malignant p.,** the bubonic plague.

polyadenoma (pol"e-ad-en-o'mah). Adenoma of many glands.

polyadenomatosis (pol"e-ad-en-o-mat-o'sis). Multiple adenomas in a part.

polyadenosis (pol"e-ad-en-o'sis). Disorder of several glands, particularly of several endocrine glands.

polyadenous (pol-e-ad'en-us) [Gr. πολύς many + ἀδήν gland]. Having or affecting many glands.

polyæmia (pol-e-e'me-ah). See *polyemia.*

polyæsthesia (pol-e-es-the'ze-ah). See *polyesthesia.*

polyalcoholism (pol-e-al'ko-hol-izm). Intoxication or poisoning by a mixture of different alcohols.

polyalgesia (pol-e-al-je'se-ah) [Gr. πολύς many + ἄλγησις sense of pain]. A condition in which a single pin-prick feels as if several had been made.

polyarteritis (pol"e-ar-ter-i'tis) [Gr. πολύς many + ἀρτηρία artery + -ιτις inflammation]. Inflammation of several arteries at the same time. **p. nodo'sa,** a disease marked by the development of nodules in the smaller arteries.

polyarthric (pol-e-ar'thrik) [Gr. πολύς many + ἄρθρον joint]. Pertaining to or affecting many joints.

polyarthritis (pol"e-ar-thri'tis) [Gr. πολύς many + ἄρθρον joint + -ιτις inflammation]. An inflammation of several joints together. **chronic villous p.,** chronic inflammation of the synovial membrane of several joints. **p. des'truens,** proliferative arthritis. **tuberculous p.,** pulmonary osteo-arthropathy. **vertebral p.,** disease of the intervertebral substance without caries of the bodies of the vertebræ.

polyarticular (pol"e-ar-tik'u-lar) [Gr. πολύς many + L *artic'ulus* joint]. Affecting many joints.

polyatomic (pol"e-at-om'ik) [Gr. πολύς many + ἄτομον atom]. 1. Composed of several atoms. 2 Having more than two hydroxyl groups.

polyavitaminosis (pol"e-av-i-tam-in-o'sis) [Gr. πολύς many + *avitaminosis*]. A deficiency disease in which more than one vitamin is lacking in the diet.

polyaxon (pol-e-aks'on) [Gr. πολύς many + ἄξων axis] A nerve-cell from the horizontal dendrites of which four or more axons or branches are given off.

polyaxonic (pol-e-ak-son'ik). Having several axons.

polyazin (pol-e-az'in). An organic chemic compound whose molecules contain atoms two or more of which are nitrogen.

polybacterium (pol"e-bak-te're-um). A small oval bacillus thought by some to be the cause of whooping-cough. The ends of the bacillus stain more deeply than the center. See *Hemophilus pertussis.*

polybasic (pol-e-ba'sik) [Gr. πολύς many + βάσις base]. 1. Noting any acid which has several hydrogen atoms replaceable by a base. 2. Noting any salt of a polybasic acid formed by replacing some or all of its hydrogen atoms by a base.

polyblast (pol'e-blast) [Gr. πολύς many + βλαστός germ]. Maximow's name for a large mononuclear phagocytic cell with a deeply staining nucleus of irregular form originating from wandering cells of the tissues. Cf. *endothelocyte.*

polyblennia (pol-e-blen'e-ah) [Gr. πολύς much + βλέννα mucus]. The secretion of an excessive quantity of mucus.

polycardia (pol-e-kar'de-ah) [Gr. πολύς many + καρδία heart]. Same as *tachycardia.*

polycentric (pol-e-sen'trik). Having many centers.

polyceptor (pol-e-sep'tor) [Gr. πολύς many + *ceptor*]. An amboceptor which is capable of binding a number of different complements.

polycheiria (pol-e-ki're-ah) [Gr. πολύς many + χείρ hand]. The condition of having a supernumerary hand.

polychloral (pol-e-klo'ral). See *hydronal*.

polycholia (pol-e-ko'le-ah) [Gr. πολύς many + χολή bile]. Excessive flow or secretion of bile.

polychrest (pol'e-krest) [Gr. πολύς many + χρηστός useful]. 1. Useful in many conditions. 2. A remedy useful in many diseases.

polychromasia (pol-e-kro-ma'ze-ah). Same as *polychromatophilia*.

polychromate (pol-e-kro'māt). A person who can distinguish many colors.

polychromatia (pol"e-kro-ma'she-ah). Polychromatophilia.

polychromatic (pol"e-kro-mat'ik) [Gr. πολύς many + χρῶμα color]. Exhibiting many colors.

polychromatophil (pol"e-kro-mat'o-fil) [Gr. πολύς many + χρῶμα color + φιλεῖν to love]. 1. Stainable with many kinds of colors or stains. 2. A cell or other element that is stainable with various stains or colors.

polychromatophilia (pol-e-kro"mat-o-fil'e-ah). 1. The quality of being stainable with various stains or tints; affinity for all sorts of stains—a condition seen in the diseased red blood-corpuscle, its normal affinity being for acid stains only. It is characterized by a dirty blue to brownish color of the stained cells. 2. An accumulation of polychromatophils.

polychromatophilic (pol-e-kro"mat-o-fil'ik) [Gr. πολύς many + χρῶμα color + φιλεῖν to love]. Stainable with various colors or stains.

polychromatosis (pol"e-kro-mat-o'sis). Same as *polychromatophilia* (2d def.).

polychromemia (pol-e-kro-me'me-ah) [Gr. πολύς many + χρῶμα color + αἷμα blood]. Increase in the coloring-matter of the blood

polychromia (pol-ik-ro'me-ah) [Gr. πολύς many + χρῶμα color]. Increased or abnormal pigment-formation.

polychromic (pol-e-kro'mik). Exhibiting several colors.

polychromophil (pol-e-kro'mo-fil). Polychromatophil.

polychromophilia (pol"e-kro-mo-fil'e-ah). Polychromatophilia.

polychylia (pol-e-ki'le-ah) [Gr. πολύς much + κύλος chyle]. Excessive production of chyle.

polyclinic (pol-e-klin'ik) [Gr. πολύς many + κλίνη bed]. 1. Not limited in the range of diseases treated. Cf. *policlinic*. 2. A hospital and school where diseases and injuries of all kinds are studied and treated clinically.

polyclonia (pol-ik-lo'ne-ah) [Gr. πολύς many + κλόνος clonus]. A disease marked by many clonic spasms, resembling tic and chorea, but distinct from either.

polycoria (pol-e-ko're-ah) [Gr. πολύς many + κόρη pupil]. The existence of more than one pupil in an eye.

polycrotic (pol-e-krot'ik) [Gr. πολύς many + κρότος stroke]. Having several secondary waves to each pulse-beat.

polycrotism (pol-ik'ro-tizm). The fact or quality of being polycrotic.

polycyesis (pol"e-si-e'sis) [Gr. πολύς many + κύησις pregnancy]. Multiple pregnancy.

polycystic (pol-e-sis'tik) [Gr. πολύς many + κύστις cyst]. Containing or made up of many cysts.

polycythemia, polycythæmia (pol"e-si-the'me-ah) [Gr. πολύς many + κύτος cell + αἷμα blood]. Excess in the number of red corpuscles in the blood. **chronic splenomegalic p.**, a condition marked by the general redness or cyanosis of the skin, polycythemia, high blood-pressure, and enlargement of the spleen. The disease extends over many years, and gradually asthenia, edema, cardiac dilatation, and albuminuria appear. See *erythemia*. **p. hyperton'ica**, a condition marked by polycythemia without enlargement of the spleen, but with hypertrophy of the heart and heightened blood-pressure. Called also *Geisbock's disease*. **myelopathic p.** See *erythemia*. **relative p.**, relative excess in the number of red blood-corpuscles resulting from loss of the fluid parts of the blood. **p. ru'bra**, erythemia. **p. ve'ra.** See *erythemia*.

polycytosis (pol-e-si-to'sis) [Gr. πολύς many + κύτος cell]. Abnormal increase in the cells of the blood, both erythrocytes and leukocytes, the plasma being reduced in volume.

polydactylism (pol-e-dak'til-izm) [Gr. πολύς many + δάκτυλος finger]. The occurrence of more than the usual number of fingers or toes.

polydipsia (pol-e-dip'se-ah) [Gr. πολύς much + δίψα thirst]. Excessive thirst. **p. ebrio'ria**, a craving for intoxicant liquors.

polydispersoid (pol-e-dis-per'soid). A colloid in which the disperse consists of particles having different degrees of dispersion.

polyembryony (pol-e-em-bri'o-ne) [Gr. πολύς much + *embryo*]. The production of more than one individual from a single fertilized egg.

polyemia, polyæmia (pol-e-e'me-ah) [Gr. πολύς much + αἷμα blood]. Excess in the quantity or amount of blood in the body. **p. aquo'sa**, excess in the volume of the blood due to the drinking of much water. **p. hyperalbumino'sa**, an excess of albumin in the blood-plasma. **p. polycythæm'ica**, that which is characterized by an absolute increase in the number of red corpuscles in the blood. **p. sero'sa**, a condition in which the amount of blood-serum is increased, sometimes due to the injection of serum into the blood-vessels.

polyerg (pol'e-erg) [see *polyergic*]. A monogenic antiserum which reacts with heterologous antigens.

polyergic (pol-e-er'jik) [Gr. πολύς many + ἔργον work]. Able to act in several different ways.

polyesthesia, polyæsthesia (pol"e-es-the'ze-ah) [Gr. πολύς many + αἴσθησις sensation]. A condition in which a single object seems to be felt in several different places.

polyesthetic (pol'e-es-thet'ik). Pertaining to or affecting several senses or sensations.

polyformin, insoluble (pol-e-for'min). A brown-yellow, amorphous compound of resorcinol and formaldehyd· a bactericide. Besides this, other insoluble polyformins can be formed. **soluble p.**, a compound of resorcinol and hexamethylene tetramin, $(CH_2)_6N_4 + 2C_6H_4(OH)_2$, in white crystals. used in skin diseases, and internally as a diuretic and antiseptic.

Polygala (po-lig'al-ah) [Gr. πολύς many + γάλα milk]. A genus of plants (milkworts) of many species. See *Senega*.

polygalactia (pol"e-gal-ak'she-ah) [Gr. πολύς much + γάλα milk]. An excessive secretion of milk.

polygalin (pol-ig'al-in). A bitter substance, one of the active principles of senega (*Polyg'ala sen'ega*). Called also polygalic acid. Dose, ¼–1 gr. (0.016–0.066 gm.).

polyganglionic (pol"e-gang-le-on'ik) [Gr. πολύς many + γάγγλιον ganglion]. 1. Having or pertaining to several or many ganglia. 2. Affecting several lymphatic glands.

polygastria (pol-e-gas'tre-ah) [Gr. πολύς much + γαστήρ stomach]. Excessive secretion of gastric juice.

polygen (pol'e-jen). 1. An element which is able to combine in two or more proportions. 2. An anti-

serum which has been produced by the use of more than one antigen.

polyglandin (pol-e-glan'din). A proprietary pluriglandular extract of thyroid, pituitary, ovary, and testis.

polyglandular (pol-e-glan'du-lar). Affecting many glands. **p. syndrome.** See under *syndrome.*

polyglobulia (pol"e-glo-bu'le-ah). Polyglobulism.

polyglobulism (pol-e-glob'u-lizm) [Gr. πολύς much + *globule*]. Abnormal increase of the red corpuscles of the blood.

polyglobuly (pol-e-glob'u-le). Polyglobulism.

polygnathus (pol-ig'na-thus) [Gr. πολύς many + γνάθος jaw]. A double monster-fetus united at the jaws.

Polygonatum (pol-ig-o-na'tum) [Gr. πολύς many + γόνυ knee]. A genus of liliaceous plants called Solomon's-seal. Several of the species are tonic, vulnerary, diuretic, and purgative. in a considerable dose they are cardiant poisons. Dose of fluidextract of *P. biflo'rum*, 10–30 min. (0.66–2 c.c.).

Polygonum (po-lig'on-um) [L.; Gr. πολύς many + γωνία angle]. A genus of plants of many species: many of them are astringent, diuretic, and stimulant. **P. cuspida'tum**, a wild plant of Japan and China possessing purgative properties. *P. hydrop'iper*, waterpepper, or smartweed, is valued in domestic practice. Dose of fluidextract, 10–60 min. (0 666–4 c.c.).

polygram (pol'e-gram). A tracing made by a polygraph.

polygraph (pol'e-graf) [Gr. πολύς many + γράφειν to record]. Mackenzie's instrument for making simultaneous tracings on the same recording surface of any two of the following: the arterial pulse, the jugular pulse, the apex-beat, and the respiratory movements.

polygyria (pol-e-jir'e-ah) [Gr. πολύς many + γῦρος gyrus] A condition in which there is more than the normal number of convolutions in the brain.

polyhæmia (pol-e-he'me-ah). Same as *polyemia.*

polyhedral (pol-e-he'dral) [Gr. πολύς many + ἕδρα seat, base]. Having many faces or sides.

polyhidrosis, polyidrosis (pol"e-hid-ro'sis, pol"e-id-ro'sis) [Gr. πολύς much + ἱδρῶς sweat]. 1. Excess in the secretion of sweat. 2. Miliary fever, or sweating sickness.

polyhybrid (pol-e-hi'brid). A hybrid whose parents differ from each other in more than three characters.

polyhydramnios (pol"e-hi-dram'ne-os) [Gr. πολύς much + ὕδωρ water + ἀμνίον amnion]. Excess in the amount of the liquor amnii in pregnancy.

polyhydruria (pol"i-hi-dru're-ah) [Gr. πολύς many + ὕδωρ water + οὖρον urine]. Abnormal dilution of the urine.

polyidrosis (pol-e-id-ro'sis). Polyhidrosis.

polyinfection (pol-e-in-fek'shun) [Gr. πολύς many + *infection*]. Infection with more than one organism.

polykaryocyte (pol-e-kar'e-o-sīt) [Gr. πολύς many + κάρυον nucleus + κύτος cell]. A giant cell containing several nuclei. These cells are now called *osteoclasts.*

polylaktol (pol-e-lak'tol). A proprietary lactagogue, being a mixture of iron-somatose with carbohydrates, maltose, and galactose.

polyleptic (pol-e-lep'tik) [Gr. πολύς many + λαμβάνειν to seize]. Having many remissions and exacerbations.

polymastia (pol-e-mas'te-ah) [Gr. πολύς many + μαστός breast]. The presence of more than two mammæ, or breasts: incorrectly used as a synonym of *polythelia.*

Polymastigina (pol-e-mas-tig-i'nah). An order of the Flagellata the members of which possess three to eight flagella. It includes the trichomonads and Giardia.

polymastigote (pol-e-mas'tig-ōt) [Gr. πολύς many + μάστιξ lash]. Having several flagella.

polymazia (pol-e-ma'ze-ah). Same as *polymastia.*

polymelia (pol-e-me'le-ah) [Gr. πολύς many + μέλος limb]. The monstrosity or variety of teratism exhibited by a polymelus; the presence of supernumerary parts.

polymelus (pol-im'el-us) [Gr. πολύς many + μέλος limb]. A monster-fetus with more than the normal number of limbs.

polymer (pol'im-er) [Gr. πολύς many + μέρος part]. Any member of a series of polymeric substances.

polymeria (pol-e-me're-ah) [Gr. πολύς many + μέρος part]. The presence of supernumerary parts or organs of the body.

polymeric (pol-e-mer'ik). 1. Characterized by polymerism. 2. Concerned with, derived from, or pertaining to, several pigments.

polymerid (pol-im'er-id). A substance characterized by polymerism; a polymer.

polymerism (pol-im'er-izm) [Gr. πολύς many + μέρος part]. 1. Isomerism in which the molecular weights of members of the series are in numbers which are multiples of each other. 2. Same as *polymeria.*

polymerization (pol-e-mer-iz-a'shun). Chemical union of two or more molecules of a substance to form a new compound without the elimination of a secondary compound.

polymerize (pol-im'er-īz). To change or to become changed into a polymeric form.

polymicrobial, polymicrobic (pol"e-mi-kro'be-al, pol"e-mi-kro'bik) [Gr. πολύς many + *microbe*]. Characterized by the presence of various species of microbes.

polymicrolipomatosis (pol-e-mi"kro-lip-o-mat-o'sis) [Gr. πολύς many + μίκρος small + λίπος fat]. The presence in the subcutaneous tissue of numerous small fatty tumors.

polymicrotome (pol-e-mi'kro-tōm) [Gr. πολύς many + *microtome*]. A microtome which cuts several sections at once.

polymitus (po-lim'it-us) [Gr. πολύς many + μίτος thread]. An animal microorganism, or stage, of various forms, provided with thread-like filaments or with buds, or both. Forms of polymitus have been observed within the Gymnosporidia, the blood-parasites of birds, and of human malaria. The nature and functions are undetermined.

Polymnia (po-lim'ne-ah) [Gr ; one of the Muses]. A genus of composite-flowered plants. *P. uveda'lia*, leafcup or bearsfoot, is anthelmintic, alterative, and antispasmodic. Dose of fluidextract, 5–10 min. (0.333–0.666 c.c.).

polymorph (pol'im-orf). A polymorphonuclear leukocyte.

polymorphic, polymorphous (pol-e-mor'fik, pol-e-mor'fus) [Gr. πολύς many + μορφή form]. Occurring in several or many forms.

polymorphism (pol-e-mor'fizm) [Gr. πολύς many + μορφή form]. The quality or character of being polymorphous; occurrence in various forms.

polymorphocellular (pol"e-mor-fo-sel'u-lar) [Gr. πολύς many + μορφή form + L. *cel'lula* cell]. Having cells of many forms.

polymorphocyte (pol-e-mor'fo-sīt). Same as *myelocyte.*

polymorphonuclear (pol"e-mor-fo-nu'kle-ar) [Gr. πολύς many + μορφή form + *nucleus*]. Having nuclei of many forms, as certain leukocytes.

polymorphous (pol-e-mor'fus). Polymorphic.

polymyerial (pol-e-mi-e're-al). A type of arrangement of the muscular system in the Nematoda. The muscle-cells or plates are numerous, irregular, and penetrate into the parenchyma.

polymyoclonus (pol"e-mi-ok'lo-nus) [Gr. πολύς many + μῦς muscle + κλόνος clonus]. 1. A fine or minute muscular tremor. 2. Polyclonia.

polymyositis (pol"e-mi-o-si'tis) [Gr. πολύς many + μῦς muscle]. Inflammation of several or many muscles at once. It is attended by pain, tension, edema, deformity, insomnia, and sweats **p. hæmorrha'gica,** inflammation of muscles associated with edema, dermatitis, and the presence of hemorrhages into and between the muscles.

polynesic (pol-e-ne'sik) [Gr. πολύς many + νῆσος island]. Multiple and insular; occurring in many foci.

polyneural (pol-e-nu'ral) [Gr. πολύς many + νεῦρον nerve]. Pertaining to or supplied by several nerves.

polyneuric (pol-e-nu'rik). Having many neurons.

polyneuritic (pol-e-nu-rit'ik). Pertaining to or affected with polyneuritis.

polyneuritis (pol"e-nu-ri'tis) [Gr. πολύς many + νεῦρον nerve]. Inflammation of many nerves at once, multiple neuritis **acute infectious p.,** a disease beginning with febrile symptoms and followed by suddenly developing wide-spread bilateral paralysis of the face, trunk, and proximal segments of the limbs. **p. gallina'rum,** a form of polyneuritis seen in fowls after feeding with peeled grain. **p. potato'rum,** a chronic neuritis resulting from the excessive use of alcoholic stimulants. Called also *alcoholic neuritis* and *pseudotabes*

polynuclear (pol-e-nu'kle-ar). 1. Having several nuclei. 2. A leukocyte having several nuclei.

polynucleated (pol-e-nu'kle-a-ted). Same as *polynuclear.*

polynucleolar (pol-e-nu-kle'o-lar). Having several nucleoli.

polynucleosis (pol"e-nu-kle-o'sis). The presence of a large number of polynuclear cells in the blood or in an exudate.

polynucleotid (pol-e-nu'kle-o-tid). A nucleotid made up of four mononucleotids, q. v. It is a nucleic acid.

polyodontia (pol"e-o-don'she-ah) [Gr πολύς many + ὀδούς tooth]. The presence of supernumerary teeth.

polyonychia (pol"e-o-nik'e-ah) [Gr. πολύς many + ὄνυξ nail]. The occurrence of supernumerary nails.

polyopia, polyopsia (pol-e-o'pe-ah, pol-e-op'se-ah) [Gr. πολύς many + ὄψις vision]. The condition in which one object appears as two or more objects. **p. monophthal'mica,** a condition in which an object looked at by one eye appears double.

polyopy (pol'e-o-pe). Polyopia.

polyorchidism (pol-e-or'kid-izm). The presence of more than two testicles

polyorchis (pol-e-or'kis) [Gr. πολύς many + ὄρχις testis]. A person with more than two testicles.

polyorchism (pol-e-or'kizm). Polyorchidism

polyorrhomeningitis (pol-e-or"o-men-in-ji'tis). Same as *polyorrhomenitis*

polyorrhomenitis (pol-e-or"o-men-i'tis) [Gr. πολύς many + ὀρός serum + ὑμήν membrane]. Malignant inflammation of serous membranes; Concato's disease.

polyorrhomenosis (pol-e-or-o-men-o'sis). Polyorrhomenitis.

polyotia (pol-e-o'she-ah) [Gr. πολύς many + οὖς ear]. The presence of more than one ear on one or both sides of the head.

polyp (pol'ip). Same as *polypus.*

polypapilloma (pol"e-pap-il-o'mah) [Gr. πολύς many + *papilloma*]. Yaws.

polyparasitism (pol-e-par'is-i-tizm). Infestation by more than one variety of parasite

polyparesis (pol-e-par'es-is) [Gr. πολύς much + παρέσις feebleness]. General paresis.

polypathia (pol-e-path'e-ah) [Gr. πολύς many + πάθος disease]. The presence of several diseases at once.

polypeptid (pol-e-pep'tid). See *peptid.*

polyperiosti'tis hyperesthet'ica. A chronic disease of the periosteum attended by extreme hyperesthesia of the skin and soft parts.

polyphagia (pol-e-fa'je-ah) [Gr. πολύς much + φαγεῖν to eat]. 1. Excessive or voracious eating. Cf. *bulimia.* 2. Omnivorousness, craving for all kinds of food.

polyphalangism (pol-e-fal-an'jizm) [Gr. πολύς many + φάλαγξ phalanx]. Excessive number of phalanges in a finger or toe.

polypharmacy (pol-e-far'mas-e) [Gr. πολύς many + φάρμακον drug] The administration of many drugs together, or of too much medicine.

polyphase (pol'if-āz) [Gr. πολύς many + *phase*] Having several phases, containing colloids of several types.

polyphenoloxidase (pol-e-fe"nol-oks'id-ās). An oxidizing enzyme which oxidizes phenols and their amino compounds, but not tyrosin.

polyphobia (pol-e-fo'be-ah) [Gr. πολύς many + φόβος fear]. Morbid dread or fear of many things

polyphrasia (pol-e-fra'ze-ah) [Gr. πολύς much + φράσις speech]. Morbid or insane volubility or loquacity, verbigeration.

polyphyletic (pol"e-fi-let'ik) [Gr. πολύς much + φύλη tribe]. Having several lines of descent. **p. theory.** See under *theory.*

polyphyodont (pol-if-i'o-dont) [Gr πολύς many + φύειν to produce + ὀδούς tooth] Developing several sets of teeth successively throughout life.

polypiform (pol'ip-if-orm). Resembling a polyp.

polyplasmia (pol-e-plaz'me-ah) [Gr. πολύς much + *plasma*]. Excessive fluidity of, or excess of, plasma in the blood.

polyplast, polyplastic (pol'e-plast, pol-e-plas'tik) [Gr πολύς many + πλαστός molded] 1. Containing many structural or constituent elements. 2. Undergoing many changes of form.

polyplastocytosis (pol-e-plas"to-si-to'sis) [Gr πολύς many + *plastocyte*]. An increase in the number of blood-plates above normal.

Polyplax (pol'e-plax). A sucking louse of rats and mice. *P. mia an'thus,* a form found but seldom on rats; *P serra'tus,* a mouse louse, and *P spinulo'sa,* the common louse of rats

polyplegia (pol-ip-le'je-ah) [Gr. πολύς many + πληγή stroke] Simultaneous paralysis of several muscles.

polypleurodiaphragmotomy (pol-e-plu"ro-di-af-ram-ot'o-me) [Gr. πολύς many + πλευρά rib + *diaphragm* + Gr τομή cutting] The operation of resecting several ribs and cutting through the diaphragm for access to the convex aspect of the liver

polyploid (pol'ip-loid). A condition found in some species in which the number of chromosomes in the somatic cells is some multiple (greater than two) of the haploid number. Species may be triploid, tetraploid, pentaploid, hexaploid, heptaploid, or octaploid.

polypnea, polypnœa (pol-ip-ne'ah) [Gr. πολύς many + πνοία respiration]. A rapid or panting respiration.

polypodia (pol-ip-o'de-ah) [Gr. πολύς many + πούς foot]. The presence of supernumerary feet.

Polypodium (pol-ip-o'de-um) See *penjavar yambi.*

polypoid (pol'ip-oid) [*polypus* + Gr. εἶδος form]. Resembling a polypus.

polyporous (pol-ip'o-rus). Having many pores.

Polyporus (pol-ip'o-rus) [Gr. πολύς many + πόρος pore]. A genus of mushrooms, or fungi, of many species See *agaric.*

polyposis (pol-ip-o'sis). The development of multiple polypi on a part. **p. gas'trica,** the presence

of multiple polypi on the gastric mucosa. **p. intestina'lis**, a condition in which polypi occur in the intestine and rectum.

polypotome (pol-ip'o-tōm) [*polypus* + Gr. *τέμνειν* to cut]. A cutting instrument for removing polypi.

polypotrite (pol-ip'o-trīt) [*polypus* + L. *ter'ere* to crush]. An instrument for crushing polypi.

polypous (pol'ip-us). Of the nature of a polypus.

polypus (pol'ip-us), pl. *pol'ypi* [L.; Gr. *πολύς* many + *πούς* foot]. A smooth and pedunculated growth from a mucous surface, as of the nose, bladder, rectum, etc. Polypi are either the result of hypertrophy of mucous membrane or else are true tumors. **bleeding p.**, an angioma of the nasal mucosa. **blood-p.** Same as *placental p.* **bronchial p.**, a polypus in the bronchial tubes. **p. carno'sus**, a sarcoma. **cellular p.**, a mucous polypus. **p. cys'ticus, p. hydatido'sus**, an elongated mucous or polypoid cyst. **fibrinous p.**, an intra-uterine polypus made up of fibrin from retained blood. It may grow from portions of an ovum or from a thrombus at the placental site. **fibrous p.**, a polypus made up mainly of fibrous tissue. **fleshy p.**, a submucous myoma protruding into the uterine cavity. **gelatinous p.** Same as *myxoma*. **Hoffmann's p.**, a papillary hypertrophy of the nasal mucosa having something of the appearance of a papilloma. **hydatid p.**, polypus cysticus **lipomatous p.**, a pedunculate lipoma. **malignant p.**, a carcinoma or sarcoma. **mucous p.** 1 A soft polypus due to local inflammatory hyperplasia of the mucous membrane 2. A true myxoma **nasal p.**, a polypus developing in the nasal canal. **osseous p.**, a polypus containing bony tissue. **placental p.**, one derived from a piece of retained placenta. **raspberry cellular p.**, a polypus of the ear made up of berry-like masses with a central pedicle. **round-cell p.** Same as *mucous p.* **spongy p.** Same as *mucous p.* **tooth p.**, a polypus growing from the pulp of a carious tooth. **vascular p.**, a polypoid angioma.

polyradiotherapy (pol"e-ra-de-o-ther'ap-e). Treatment with several forms of radiant energy.

polyrrhea, polyrrhœa (pol-ir-e'ah) [Gr. *πολύς* much + *ῥοία* flow]. A copious fluid discharge.

polysaccharids (pol-e-sak'ar-idz). A group of carbohydrates which contain more than three molecules of simple carbohydrates combined with each other. They comprise the dextrins, starches, and glycogen; also cellulose, gums, inulin, and pectose.

polysaccharoses (pol-e-sak'ar-o-ses). Polysaccharids

polysarcia (pol-e-sar'se-ah) [Gr. *πολύς* much + *σάρξ* flesh]. Corpulence or obesity. **p. cor'dis**, cor adiposum.

polysarcous (pol-e-sar'kus). Corpulent; obese; affected with polysarcia.

polyscelia (pol-e-se'le-ah) [Gr. *πολύς* many + *σκέλος* leg]. The presence of more than two legs.

polyscelus (pol-is'el-us) [Gr. *πολύς* many + *σκέλος* leg] A monster with superfluous legs.

polyscope (pol'e-skōp) [Gr. *πολύς* many + *σκοπεῖν* to view]. Same as *diaphanoscope*.

polyserositis (pol"e-se-ro-si'tis). General inflammation of the serous membranes.

polysinuitis, polysinusitis (pol"e-sin-u-i'tis, pol"e-si-nus-i'tis) [Gr. *πολύς* many + *sinusitis*]. Inflammation of several sinuses at once.

polysolveol (pol-e-sol've-ol). Sodium or ammonium sulphoricinate; a clear, yellow liquid which dissolves large proportions of menthol, phenol, and many other substances.

polysomia (pol-e-so'me-ah) [Gr. *πολύς* many + *σῶμα* body]. A double or triple condition of the body of a monster-fetus.

polysomus (pol-e-so'mus) [Gr. *πολύς* many + *σῶμα* body]. A double or triple monstrosity.

polyspermia, polyspermism (pol-e-sper'me-ah, pol-e-sper'mizm) [Gr. *πολύς* many + *σπέρμα* seed]. 1. Excessive secretion of semen. 2. The entrance of more than one spermatozoon into the ovum.

polyspermy (pol-e-sper'me). Polyspermia.

polystat (pol'e-stat) [Gr. *πολύς* many + *stat*]. An instrument by which the ordinary street current can be transformed so as to furnish galvanic, faradic, and sinusoidal currents.

polystichia (pol-e-stik'e-ah) [Gr. *πολύς* many + *στίχος* row]. The presence of two or more rows of eyelashes upon a lid.

polysuspensoid (pol-e-sus-pen'soid). A suspensoid in which the particles are of different degrees of dispersion.

polysyphilide (pol-e-sif'il-id). Characterized by many syphilitic lesions.

polythelia (pol-e-the'le-ah) [Gr. *πολύς* many + *θῆλη* nipple]. The occurrence of more than one nipple on a mamma.

polythelism (pol-e-the'lizm). Polythelia.

polytocous (pol-it'o-kus) [Gr. *πολύς* many + *τόκος* birth]. Giving birth to several offspring at one time.

polytrichia (pol-e-trik'e-ah) [Gr. *πολύς* many + *θρίξ* hair]. Excessive growth or development of the hair.

polytrichosis (pol"e-trik-o'sis). Same as *polytrichia*.

Polytrichum (pol-it'rik-um) [Gr. *πολύς* many + *θρίξ* hair]. A genus of mosses. *P. juniperi'num*, haircap, or juniper moss, is diuretic. Dose of fluidextract, 2–4 fl dr. (8–16 c c).

polytrophia (pol-it-ro'fe-ah) [Gr. *πολύς* many + *τροφή* nourishment]. Excessive nutrition.

polytrophic (pol-e-trof'ik). Producing more than one kind of fermentation.

polytrophy (pol-it'ro-fe) Polytrophia.

polytropic (pol-e-trop'ik). Affecting more than one variety of tissue said of certain poisons.

polyuria (pol-e-u're-ah) [Gr. *πολύς* much + *οὖρον* urine] Excessive secretion and discharge of urine containing increased amounts of solid constituents **p. test.** See *Albarran's test*, under *tests*.

polyvalent (pol-iv'al-ent). Same as *multivalent*.

pomade (po-mād') [Fr. *pommade*] Same as *pomatum*.

pomatum (po-ma'tum) [L. from *po'mum* apple]. An ointment, especially one for the hair.

pombe (pom'be). A kind of beer made in Africa from millet seed.

pomegranate (pum-gran'et) [L. *po'mum grana'tum* grained apple] The punicaceous tree, *Pu'nica grana'tum*, and its fruit. The root-bark (*granatum*, or *cor'tex grana'ta radi'cis*) and the bark of the tree contain pelletierin, isopelletierin, and punicotannic acid, and are useful teniacides, especially for tapeworm. Dose of decoction, 4 fl oz. (120 c.c.). The rind of the fruit (*grana'ti fruc'tus cor'tex*) is actively astringent, and is used in diarrhea, leukorrhea, hemorrhage, and relaxation of the pharynx. See under *granatum*.

pompholyx (pom'fo-liks) [Gr. *πομφόλυξ* bubble]. 1. Any skin disease characterized by bullæ. 2. Same as *cheiropompholyx*.

pomphus (pom'fus) [L.; Gr. *πομφός*]. A wheal or blister.

pomum adami (po'mum ad-a'mi) [L. "Adam's apple"]. The prominence on the throat caused by the thyroid cartilage.

ponceau B. Bichrich scarlet. **p. 3 B**, scarlet red.

Poncet's disease, operation (pahw-sāz') [Antonin *Poncet*, French surgeon, 1849–1913]. See *disease* and *operation*.

Pond. Abbreviation for L. *pon'dere*, by weight.

ponderable (pon'der-ah-bl) [L. *ponderab'ilis; pon'dus* weight]. Having weight.

pond-lily. See *Nuphar*.

Ponfick's shadows (pon'fiks) [Emil *Ponfick*, German pathologist, 1844–1913]. Phantom corpuscles. See under *corpuscle*.

Pongamia (pon-ga'me-ah) [Malay *pongam*]. A genus of leguminous East Indian trees. *P. gla'bra* affords a fixed oil (*kurung oil, punga oil, pongam oil*): used in skin diseases and in rheumatism.

Ponndorf's method, vaccine (pon'dorfs) [W. *Ponndorf*, contemporary German (Weimar) physician]. See under *method* and *vaccine*.

ponogen (pon'o-jen) [Gr. πόνος pain + γεννᾶν to produce]. Any waste material derived from the brain or nervous system.

ponograph (po'no-graf) [Gr. πόνος pain + γράφειν to record]. An instrument for estimating and recording sensitiveness to pain.

ponopalmosis (po"no-pal-mo'sis). [Gr. πόνος pain + πάλμος palpitation]. Palpitation on effort; Sir Clifford Allbutt's term for soldier's heart or neurocirculatory asthenia.

ponophobia (po-no-fo'be-ah) [Gr. πόνος pain, fatigue + φόβος fear]. 1. Abnormal dread of pain. 2. Dread of work; morbid laziness.

ponos (po'nos) [Gr. πόνος pain]. See *infantile kala-azar*, under *kala-azar*.

pons (ponz) [L. for "bridge"]. 1. Any slip of tissue connecting two parts of an organ. 2. Same as *pons varolii*. **p. cerebel'li.** Same as *p. varolii*. **p. hep'atis,** a projection, not always present, partially bridging the longitudinal fissure of the liver. **p. tari'ni,** the floor of the posterior perforated space. **p. varo'lii,** the organ which connects the cerebrum, cerebellum, and oblongata. It is a broad, transverse band of white fibers arching across the upper part of the medulla oblongata, and on each side contracting to a cord, to enter the cerebellum as the crus cerebelli. A groove along its middle lodges the basilar artery. Resting against it, near its posterior border, is the sixth pair of nerves. The upper surface of the pons forms a part of the floor of the fourth ventricle. It is made up of *longitudinal fibers* from the internal capsule; of *longitudinal fibers* of the tegmentum; of *transverse fibers* connecting the two cerebellar hemispheres, and masses of gray matter, the *pontine nuclei*, including the nuclei of the facial, abducens, and trigeminal nerves and the superior olivary nucleus.

pons-oblongata (ponz-ob-lon-ga'tah). The pons varolii and medulla oblongata considered together.

pontibrachium (pon-tib-ra'ke-um). Same as *brachium pontis*.

pontic (pon'tik) [L. *pons, pon'tis* bridge]. A substitute for a natural tooth.

ponticular (pon-tik'u-lar). Pertaining to the ponticulus or propons.

ponticulus (pon-tik'u-lus) [dim. of L. *pons* bridge]. Same as *propons*. **p. auric'ulæ,** a point on the eminentia cochleæ where the retrahens aurem is attached. **p. hep'atis,** the isthmus which joins the spigelian lobe to the right lobe of the liver. **p. promonto'rii,** the ridge on the median wall of the tympanum connecting the promontory with the pyramid.

pontile, pontine (pon'til, pon'tin). Pertaining to the pons varolii.

pontimeter (pon-tim'et-er) [L. *pons, pontis* bridge + Gr. μέτρον measure]. An instrument for measuring the bony bridge in mastoid operations.

pontoon (pon-toon') [Fr. *ponton;* L. *pon'to* boat]. A loop or knuckle of the small intestine.

pool (pool). A collection of blood in any part of the body due to retardation of the venous circulation. **abdominal p.,** the blood within the abdomen, much increased in shock.

Pool's phenomenon [Eugene Hillhouse *Pool*, contemporary surgeon in New York]. See under *phenomenon*.

pooled serum (poold). See under *serum*.

poplar (pop'lar). See *Populus*.

poples (pop'lez). The posterior surface of the knee.

popliteus (pop-lit-e'us) [L., from *pop'les* ham]. See *muscles, table of*.

popliteal (pop-lit'e-al) [L. *poplitæ'us; pop'les* ham]. Pertaining to the posterior surface of the knee.

popliteus (pop-lit-e'us). See *muscles, table of*.

poppy (pop'e). The plant *Papa'ver somnif'erum*, whose unripe capsules furnish opium and are used like it. The seeds of poppy furnish a fixed oil, which is used like linseed oil. Dose of extract (*extrac'tum papav'eris*), 2–5 gr. (0.13–0.3 gm.); of syrup, 1 fl.dr. (4 c.c.).

populi gemmæ (pop'u-li jem'e). Balm of Gilead buds, the winter leaf; buds of *Populus nigra* or *P. balsimea*.

populin (pop'u-lin) [L. *pop'ulus* poplar]. Benzosalicin, $C_{20}H_{22}O_8$; a principle from poplar bark.

Populus (pop'u-lus) [L.]. A genus of salicaceous trees; the poplars, aspens, and cottonwoods. The bark is tonic, containing populin and salicin, and the leaf-buds of some species, as *P. can'dicans* or *P. balsamif'era*, called balm of Gilead, afford a variety of tacamahac These buds are stimulant, tonic, and vulnerary. Dose of fluidextract, 15–30 min. (1–2 c.c.), The bark of *P. tremuloi'des* and other species is tonic and febrifugal. Dose of fluidextract, 60–120 min. (4–8 c.c.).

poradenia (pōr-ad-e'ne-ah). Poradenitis.

poradenitis (pōr-ad-en-i'tis) [Gr. πῶρος pore + ἀδήν gland + -ιτις inflammation] A disease of the iliac glands characterized by the formation of small abscesses.

porcidin (por'sid-in). A serum for use in swine plague.

porcosan (por-ko'san). A patented preparation containing the bacteria of erysipelas in pure cultures.

porcupine disease (por'ku-pīn). Ichthyosis.

pore (pōr) [L. *po'rus;* Gr. πόρος]. Any minute orifice upon a free surface, as the opening of a sweat-gland. **birth p.** See *metraderm*. **Galen's p.,** the inguinal canal.

porencephalia, porencephalus (po"ren-sef-a'le-ah, po-ren-sef'a-lus) [Gr. πόρος pore + ἐγκέφαλος brain]. The presence of cysts or cavities in the brain-cortex communicating with the arachnoid spaces and penetrating deeply into the brain, due to arrest of development or to congenital disease that produces atrophy of the brain-matter (Heschl, 1859).

porencephalic (po"ren-sef-al'ik). Porencephalous.

porencephalitis (po"ren-sef-al-i'tis). Porencephalia associated with an inflammatory process, such as polioencephalitis.

porencephalous (po-ren-sef'al-us). Affected with porencephalia.

porencephaly (po-ren-sef'al-e). Porencephalia.

poriomania (po"re-o-ma'ne-ah) [Gr. πορεία walking + μανία madness]. Same as *ambulatory automatism*.

porion (po're-on) [Gr. πόρος pore]. The median point on the posterior edge of the incisive canal.

pork. The flesh of swine. **measly p.,** pork which contains the larval form (Cysticerus cellulosæ) of Tenia solium, which may infect man if eaten inadequately cooked.

pornography (por-nog'raf-e) [Gr. πόρνη prostitute + γράφειν to write]. 1. The literature or bibliography of prostitution. 2. Obscene writing.

pornolagnia (por-no-lag'ne-ah) [Gr. πόρνη prostitute + λαγνεία lust]. A perverted sexual interest in prostitutes.

porocele (po'ro-sēl) [Gr. πῶρος callus + κήλη hernia]. Scrotal hernia with thickening and hardening of the coverings.

porocephaliasis (po"ro-sef-al-i'as-is). Infection with *Porocephalus*.

porocephalosis (po"ro-sef-al-o'sis). Porocephaliasis.

Porocephalus (po-ro-sef'al-us) [Gr. *πῶρος* pore + *κεφαλή* head]. A genus of worm-like arthropods of the order Linguatulida, which are parasitic in man and animals. **P. armilla'tus,** the adult is found in the lungs and trachea of the python (P. sebæ and P. regius); the larval forms are found in the organs of monkeys, lions, and occasionally in man. **P. clava'tus** is parasitic in man. **P. constric'tus,** a larval form infesting the mesentery. **P. denticula'tus,** the larva of *Linguatula rhinaria.*

porokeratosis (po"ro-ker-at-o'sis) [Gr. *πῶρος* callus + *keratosis*]. A skin disease characterized by hypertrophy of the stratum corneum, followed by its centrifugal and progressive atrophy. Called also *p. excen'trica.*

poroma (po-ro'mah) [Gr. *πώρωμα* callus]. An inflammatory induration.

poroplastic (po-ro-plas'tik). Both porous and plastic. **p. felt,** a porous felt which is easily molded into splints and jackets for surgical use.

porosis (po-ro'sis) [Gr. *πώρωσις*]. 1. Same as *poroma.* 2. The formation of the callus in the repair of a fractured bone.

porosity (po-ros'it-e). 1. The condition of being porous. 2. A spore.

porotic (po-rot'ik). Favoring the growth of connective tissue.

porotomy (po-rot'o-me) [Gr. *πόρος* pore + *τέμνειν* to cut]. Same as *meatotomy.*

porous (po'rus). Penetrated by pores and open spaces.

porphyrin (por'fi-rin). 1. An iron-free derivative from hematin. Cf. *hematoporphyrin* and *mesoporphyrin.* 2. An alkaloid, $C_{21}H_{25}N_3O_2$, from the bark of *Alsto'nia constric'ta.*

porphyrinuria (por"fir-in-u're-ah). The presence of porphyrin in the urine.

porphyrization (por"fir-iz-a'shun). Pulverization; reduction to a powder: so called because sometimes performed on a porphyry tablet.

porphyrosin (por-fi'ro-sin). An alkaloid from *Alsto'nia constric'ta.*

porphyruria (por-fir-u're-ah) [Gr. *πορφύρα* purple + *οὖρον* urine]. The presence of purpurin (uroerythrin) in the urine.

porrigo (por-i'go) [L.]. Ring-worm or other diseases of the scalp. **p. decal'vans.** Same as *alopecia areata.* **p. favo'sa.** Same as *favus.* **p. fur'furans,** tinea tonsurans. **p. larva'lis,** eczema with impetigo of the scalp. **p. lupino'sa,** favus. **p. porrigoph'yta,** favus. **p. scutula'ta,** favus.

Porro's operation (por'ŏz) [Eduardo *Porro,* physician in Milan, 1842–1902]. See *operation.*

porta (por'tah) [L. "gate"]. 1. The hilum at which the vessels and nerves enter a gland. 2. The foramen interventriculare. **p. hep'atis** [B N A], the transverse fissure of the liver; here the portal vein enters that organ. **p. labyrin'thi,** the fenestra rotunda **p. lie'nis,** the hilum of the spleen. **p. omen'ti,** the foramen of Winslow. **p. pulmo'nis,** the hilum of the lung. **p. re'nis,** hilum of the kidney.

portacid (port-as'id). A dropper for the local application of an acid.

portagion (por-ta'jun). A transmissible disease germ.

portal (por'tal). Pertaining to a porta, especially to that of the liver. **p. circulation, system, vein.** See *circulation, system, vein.*

portcaustic (pōrt-kaws'tik) [Fr. *porte-caustique*]. A handle for holding a caustic substance.

porte-acid (port-as'id). Portacid.

porte-aiguille (pōrt-a-gēl') [Fr.]. A surgeon's needle-holder.

porte-caustique (port-ko-stēk'). Portcaustic.

porte-ligature (port-lig'at-ūr). Portligature.

porte-meche (pōrt-mesh') [Fr.]. A probe or director with a fork at one end for pushing a tent into a wound or fistula.

porte-nœud (pōrt-ned') [Fr. "knot-carrier"]. An instrument for applying a ligature to the pedicle of a tumor.

porter (pōr'ter). A dark, bitter malt liquor.

Porter's sign, test (pōr'terz) [William Henry *Porter,* New York physician, born 1853]. See under *sign* and *tests.*

portio (pōr'she-o). Latin for *part.* **p. du'ra** ("hard part") [obsolete], the seventh, or facial, nerve, formerly regarded as forming one nerve with the auditory or portio mollis. **p. in'ter du'ram et mol'lem, p. interme'dia,** a fasciculus which frequently connects the facial and acoustic nerves, but properly gsbelon to the facial. **p. ma'jor** [B N A], the large sensory root of the trigeminal nerve. **p. mi'nor** [B N A], the small motor root of the trigeminal nerve. **p. mol'lis** ("soft part"), the auditory, or eighth, nerve: so called because formerly regarded as a part of the facial nerve. **p. supravagina'lis [cer'vicis]** [B N A], the part of the uterine neck immediately above the vagina. **p. vagina'lis** [B N A], that part of the cervix uteri which protrudes into the vagina

portiplex, portiplexus (pōr'tip-leks, pōr-tip-leks'us). The plexus which joins the two lateral choroid plexuses, passing through the foramen of Monro.

portligature (pōrt-lig'at-ūr). An instrument for applying a ligature to a deeply situated part.

porus (po'rus) [Gr. *πόρος* passage]. Latin for *pore* or *meatus.* **p. acus'ticus exter'nus** [B N A], the outer end of the external auditory meatus. **p. acus'ticus inter'nus** [B N A], the opening of the internal auditory canal into the cranial cavity. **p. Gale'ni,** the inguinal canal. **p. opti'cus,** the opening in the lamina cribrosa of the sclera for the central retinal artery.

Posada'sia spherifor'me. A protozoan organism discovered in Argentina by A. Posadas, claimed as the cause of generalized infectious psorospermosis (1900) and found in appendicitis.

posed (pōsd). Placed. A dental term applied to the position of a tooth. *Malposed* means not in its normal position. **normally p., regularly p.,** in normal position; said of a tooth.

posiomania (po"se-o-ma'ne-ah) [Gr. *πόσις* drinking + *μανία* madness]. Dipsomania.

position (po-zish'un) [L. *posi'tio*]. 1. The attitude or posture of a patient. 2. The situation of the fetus with respect to the mother at delivery. **Adams's p.,** patient stands with heels together, well stretched, bends body forward from hips; head and arms hanging forward. **anatomic p.,** the position of the body standing erect with the palms of the hands turned outward. **Bonner's p.,** flexion, abduction, and outward rotation of the thigh in coxitis. **Bozeman's p.,** the patient is strapped to supports in the knee-elbow position. **bread-crumbling p.,** a position of the hands as if holding a pencil: seen in certain spinal diseases **Casselberry's p.,** a prone position of the patient employed after intubation so that the patient may swallow without danger of fluid entering the tube. **Depage's p.,** a prone position with the pelvis elevated to form the apex of an inverted V, while the trunk and lower limbs form the branches of the V. **dorsal p.,** the posture of a person lying on his back. Called also *supine p.* **dorsal elevated p.,** position of patient lying on the back, with shoulders and head elevated: employed in digital examination of genitals. **dorsal recumbent p.,** position of patient on back, with lower limbs flexed and rotated outward: used in vaginal examination, application of obstetric forceps, etc. **dorsosacral p.** Same as



Sims' position, anterior view.

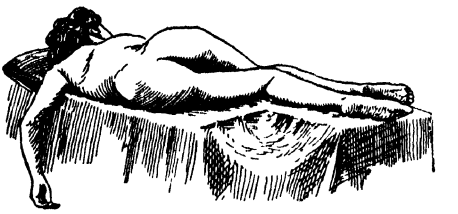

Sims' position, posterior view.

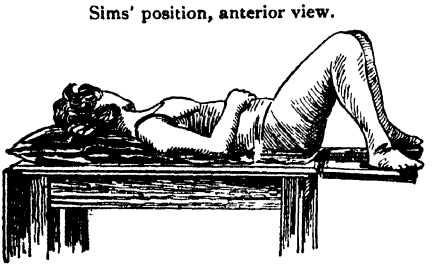

Dorsal recumbent position.

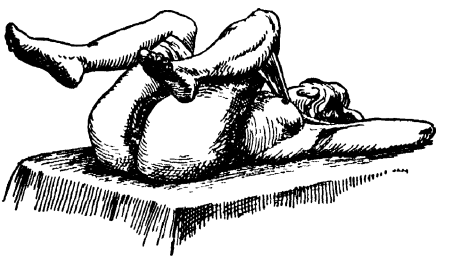

Dorsosacral position, with leg-holder applied.



Knee-chest, or genupectoral, position.

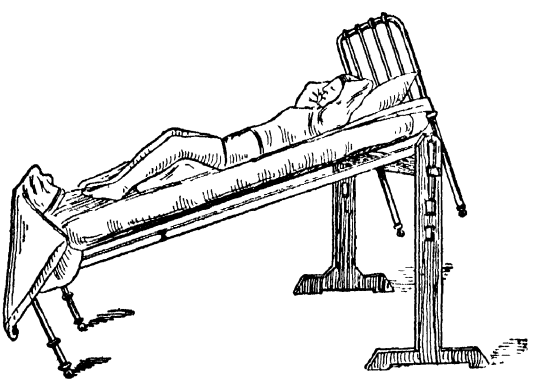

Fowler's position (Macfarlane).

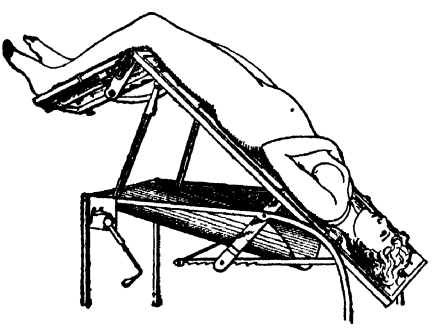

Trendelenburg position (Ashton).

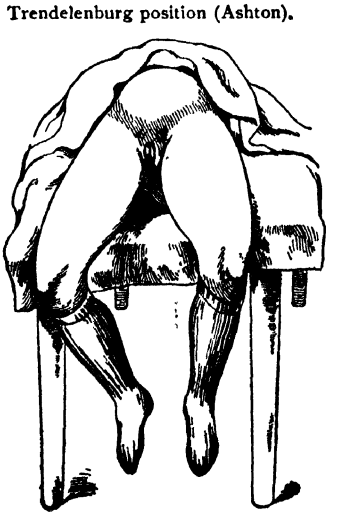

Walcher position (Hirst).

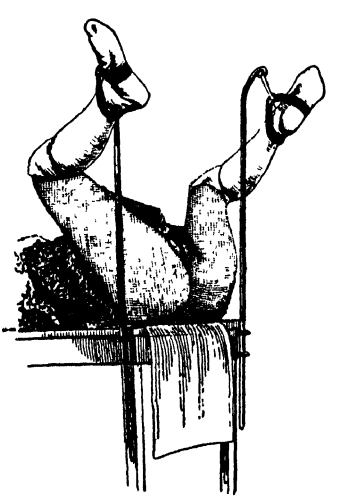

Edebohls' dorsal position.

lithotomy p. **Duncan's p.**, the position of the placenta, with its margin presenting at the os for delivery. **Edebohls's p.**, a dorsal position, the right knee and thigh drawn up, legs flexed on the thighs, the thighs flexed on the belly, the hips raised, and the thighs adducted. Called also *Simon's p.* **Elliot's p.**, position of a patient on the operating table with lower chest elevated by placing a support under the small of the back: used in operations on the gall-bladder. **English p.**, the patient on the left side, the right thigh and knee drawn up. Called also *left lateral recumbent p.* and *obstetric p.* **first p.**, in vertex presentation, the occiput pointing to the left foramen ovale. Called also *left occipitocotyloid p.* **fourth p.**, the occiput pointing to the left sacro-iliac synchondrosis. Called also *left occipito-sacro-iliac p.* **Fowler's p.**, the position in which the head of the patient's bed is raised 18 or 20 inches above the level. **genucubital p.**, **knee-elbow p.**, the patient on his knees and elbows, the head on his hands. **genupectoral p.**, **knee-chest p.**, the patient resting on his knees and chest, the arms crossed above the head. **jack-knife p.**, position of patient on back, with the shoulders elevated, legs flexed on thighs, and thighs at right angles to the abdomen: used in passing the urethral sound. **Jones's p.**, acute flexion of the forearm for the treatment of fracture of the internal condyle of the humerus. **knee-chest p.** See *genupectoral p.* **knee-elbow p.** See *genucubital p.* **lateral recumbent p.** See *English p.* **leap-frog p.**, a position that may be assumed by the patient in rectal examinations by the finger. **lithotomy p.**, the patient on the back, legs flexed on the thighs, thighs flexed on the belly, and abducted. Called also *dorso-sacral p.* **mento-anterior p.**, position of the fetus in labor with its chin pointing anteriorly in relation to the mother's body. **mento-iliac p.**, position of the fetus in labor with its chin pointing to one or other of the iliac fossæ of the mother. **mentoposterior p.**, position of the fetus in labor with its chin pointing posteriorly **Mercurio's p.**, a position very much like Walcher's position. **obstetric p.** See *English p.* **occipito-iliac p.**, the position of the fetus in labor in which its occiput is toward the groin of the mother. **occipitoposterior p.**, the position of the fetus in labor with its occiput pointing to the sacrum of the mother. **Péan's p.**, a position for operating in which the operator sits between the patient's legs, which rest in hollow supports or hang down over the operator's thighs The operator sits in a high chair and the patient lies on a low table, so that he can bend over the abdomen and look into the peritoneal cavity. **Robson's p.**, position of patient for operation on gall-bladder or bile-ducts: lying on the back with a sand-bag under the hollow of the back. **Rose's p.**, the head dependent, as in certain operations on the air-passages. **Samuel's p.**, the position with the patient lying on her back with thighs flexed and knees flexed, the legs being grasped by the patient's hands. This position is said to widen the pelvic outlet and to render labor-pains less intense: it is recommended for difficult labor after the head has reached the floor of the pelvis. **Schultze's p.**, the position of the placenta when its center presents for delivery. **Scultetus's p.**, patient lying on an inclined plane with head downward. **second p.**, the occiput pointing to the right foramen ovale. Called also *right occipitocotyloid p.* **semiprone p.** See *Sims's p.* **shoe-and-stocking p.**, a position in which the limb of one side is crossed upon the other. **Simon's p.** Same as *Edebohls's p.* **Sims's p.**, patient on the left side and the chest, the right knee and thigh drawn up, the left arm along the back. Called also *semiprone p.* **Stern's p.**, position of the patient supine with the head lowered over the end of the table. In it the murmur of tricuspid insufficiency is heard more distinctly. **third p.**, in vertex presentation, that in which the occiput presents at the right sacro-iliac synchondrosis. Called also *right sacro-iliac p.* **Trendelenburg's p.**, the patient on the back on a plane inclined 45°, the legs and feet hanging over the end of the table. **Valentine's p.**, position with the patient supine and the hips flexed by means of a double inclined plane. used in irrigating the urethra. **Walcher's p.**, the patient on the back, with the hips at the edge of the table and the legs hanging down.

positive (poz'it-iv) [L. *positi'vus*]. Not negative; greater than zero; to be added.

posologic (po-so-loj'ik). Pertaining to doses.

posology (po-sol'o-je) [Gr. *πόσος* how much + *λόγος* treatise]. The science of dosage, or a system of dosage.

post- (pōst-) [L. *post* after]. A prefix signifying after or behind.

postabortal (post-ab-or'tal). Occurring after abortion

postaccessual (pōst-ak-sesh'u-al). Occurring after a paroxysm.

postacetabular (pōst"as-et-ab'u-lar). Behind the acetabulum.

postanal (pōst-a'nal). Situated or occurring behind the anus.

postanesthetic (pōst-an-es-thet'ik). After anesthesia.

postapoplectic (pōst"ap-o-plek'tik). Occurring after an attack of apoplexy.

postaxial (pōst-aks'e-al). Situated or occurring behind an axis.

postbrachial (pōst-bra'ke-al). On the posterior part of the upper arm.

postbrachium (pōst-bra'ke-um). The posterior brachium of the corpus quadrigeminum.

postbuccal (pōst-buk'al). Behind the buccal region.

postbulbar (pōst-bul'bar). Behind the medulla oblongata.

postcava (pōst-ka'vah). The ascending vena cava.

postcaval (pōst-ka'val). Pertaining to the postcava.

postcecal (pōst-se'kal). Behind the cecum.

postcentral (pōst-sen'tral). Situated or occurring behind a center.

postcentralis (pōst-sen-tra'lis). The postcentral fissure. See *fissure.*

postcerebellar (pōst-ser-e-bel'ar). In the posterior part of the cerebellum.

postcerebral (pōst-ser'e-bral). Behind the cerebrum

postcesarean (pōst-se-za're-an). Following cesarean operation.

postcibal (pōst-si'bal) [L. *post* after + *ci'bum* food]. Occurring after the taking of food.

postcisterna (pōst-sis-ter'nah). The cisterna magna.

postclavicular (pōst-klav-ik'u-lar) [L. *post* after + *clavicle*]. Situated or occurring behind the clavicle.

postcommissure (pōst-kom'is-ūr). The posterior commissure of the brain.

postcondylar (pōst-kon'dil-ar). Behind or back of a condyle.

postconnubial (pōst-kon-u'be-al) [L. *post* after + *connu'bium* marriage]. Occurring or happening after marriage.

postconvulsive (pōst-kon-vul'siv). Following after a convulsion.

postcordial (pōst-kor'de-al). Back of the heart.

postcornu (pōst-kor'nu). The posterior horn of the lateral ventricle.

postcribrum (pōst-kri'brum). The posterior perforated space.

postcubital (pōst-ku'bit-al). On the dorsal side of the forearm.

postdevelopmental (pōst-de-vel-up-men'tal). Occurring after the period of development.

postdiastolic (pōst"di-as-tol'ik). Occurring after or following the diastole.

postdicrotic (pōst-di-krot'ik). Occurring after the dicrotic elevation of the sphygmogram.

postdigestive (pōst-di-jes'tiv). After digestion.

postdiphtheric, postdiphtheritic (pōst-dif-ther'ik, post"dif-ther-it'ik). Occurring after a diphtheric attack.

postdural (pōst-du'ral). Behind the dura mater.

postembryonic (pōst"em-bre-on'ik) [L. *post* after + Gr. ἔμβρυον embryo]. Occurring after the embryonic stage.

postepileptic (pōst"ep-il-ep'tik). Occurring after or following an epileptic attack.

posterio-occlusion (pos-te"re-o-ok-lu'zhun). Same as *distoclusion*.

posterior (pos-te're-or) [L. neut. *posterius*]. Situated behind or toward the rear.

posteroclusion (pos"ter-ok-lu'zhun). Same as *distoclusion*.

postero-external (pos"te-ro-eks-ter'nal) [L. *posterus* behind + *externus* outer]. Situated on the outer side of a posterior aspect.

postero-inferior (pos"ter-o-in-fe're-or). Posterior and inferior.

postero-internal (pos"te-ro-in-ter'nal) [L. *posterus* behind + *internus* inner]. Situated within and to the rear.

posterolateral (pos"te-ro-lat'er-al) [L. *posterus* behind + *lateralis* lateral]. Situated behind and to one side.

posteromedian (pos"te-ro-me'de-an) [L. *posterus* behind + *medius* middle]. Situated on the middle of a posterior aspect.

posteroparietal (pos"te-ro-par-i'et-al) [L. *posterus* behind + *paries* wall]. Situated at the back part of the parietal bone.

posterosuperior (pos"te-ro-su-pe're-or) [L. *posterus* behind + *superior* upper]. Situated behind and above.

posterotemporal (pos"te-ro-tem'po-ral) [L. *posterus* behind + *temporus* temple]. Situated at the back part of the temporal bone.

posterula (pos-ter'u-lah) [L.]. The space between the turbinal bones and the posterior nares.

postesophageal (pōst"e-sof-a'je-al). Situated behind the esophagus.

postethmoid (pōst-eth'moid). Behind the ethmoid bone.

postfebrile (pōst-feb'ril) [L. *post* after + *febrilis* febrile]. Occurring as the result of a fever.

postfovea (pōst-fo've-ah). The fovea posterior.

postganglionic (post"gang-le-on'ik). Posterior to a ganglion.

postgeminum (pōst-jem'in-um) [L. *post* after + *geminus* twin]. The posterior corpora quadrigemina.

postgeniculatum, postgeniculum (pōst"je-nik-u-la'tum, pōst-je-nik'u-lum). The internal geniculate body.

postglenoid (pōst-gle'noid). Situated behind the glenoid fossa.

postgracile (pōst-gras'il). Behind the slender lobe of the cerebellum.

postgrippal (pōst-grip'al). Occurring after grip or influenza.

posthemiplegic (pōst"hem-e-ple'jik). Following an attack of hemiplegia.

posthemorrhage (pōst-hem'or-ăj). Secondary hemorrhage.

posthemorrhagic (pōst-hem-o-raj'ik). Occurring after hemorrhage.

posthepatic (pōst-he-pat'ik). Behind the liver.

posthetomy (pos-thet'o-me) [Gr. πόσθη prepuce + τέμνειν to cut]. Circumcision.

posthioplasty (pos'the-o-plas-te) [Gr. πόσθη foreskin + πλαστός formed]. Plastic surgery of the prepuce.

posthippocampal (pōst-hip-o-kam'pal). Behind the hippocampus.

posthitis (pos-thi'tis) [Gr. πόσθη foreskin + -ιτις inflammation]. Inflammation of the prepuce.

postholith (pos'tho-lith) [Gr. πόσθη foreskin + λίθος stone]. A preputial concretion or calculus.

posthumous (pos'tu-mus) [L. *posthumus* coming after]. Occurring after death; born after the father's death.

posthyoid (pōst-hi'oid). Situated or occurring behind the hyoid bone.

posthypnotic (pōst-hip-not'ik). Succeeding the hypnotic state.

posthypophysis (pōst-hi-pof'is-is). The posterior part of the hypophysis or pituitary body.

posticus (pos-ti'kus) [L.]. Posterior.

postinfluenzal (post-in-flu-en'zal). Occurring after influenza.

postinsula (pōst-in'su-lah). The posterior part of the insula.

postischial (pōst-is'ke-al). Situated behind the ischium.

postmalarial (post-mal-a're-al). Occurring after malaria.

postmastoid (pōst-mas'toid). Situated behind the mastoid.

postmaximal (pōst-maks'im-al). After a maximum.

postmeatal (pōst-me-a'tal). Behind a meatus.

postmedian (pōst-me'de-an) [L. *post* after + *medius* middle]. Situated or occurring behind a median line or plane.

postmediastinal (pōst"me-de-as'tin-al). Behind the mediastinum: pertaining to the posterior mediastinum.

postmediastinum (pōst"me-de-as-ti'num). The posterior mediastinum.

postmeiotic (pōst-mi-ot'ik) [L. *post* after + μειεῖν to decrease]. A term applied to the stage following the reduction of the chromosomes in the mitotic cycle.

postmesenteric (pōst-mes-en-ter'ik). Behind or in the posterior part of the mesentery.

postmortal (pōst-mor'tal). After death.

postmortem (pōst-mor'tem). Latin for *after death*.

postnarial (pōst-na're-al). Pertaining to the posterior nares.

postnaris (pōst-na'ris). The posterior naris.

postnasal (pōst-na'zal) [L. *post* behind + *nasus* nose]. Situated or occurring behind the nose.

postnatal (pōst-na'tal). Occurring after birth.

postnecrotic (pōst-nek-rot'ik). After death of a part.

postneuritic (pōst-nu-rit'ik). Occurring after neuritis.

postnodular (pōst-nod'u-lar). Behind the nodulus.

postoblongata (pōst"ob-lon-ga'tah). The part of the oblongata below the pons.

postocular (pōst-ok'u-lar) [L. *post* behind + *oculus* eye]. Situated or occurring behind the eye.

postolivary (pōst-ol'iv-a-re). Behind the olivary body.

postoperative (pōst-op'er-a-tiv). Occurring after a surgical operation.

postoperculum (pōst-o-per'ku-lum). That portion of the operculum formed by the supertemporal convolution.

postopticus (pōst-op'tik-us) [L. *post* after + *op'*-

ticus optic]. Either one of the posterior optic lobes (corpora quadrigemina).

postoral (pōst-o'ral) [L. *post* behind + *os* mouth]. Behind the mouth.

postorbital (pōst-or'bit-al). Behind the orbit.

postpalatine (pōst-pal'at-in). Behind the palate or palate-bone.

postpallium (pōst-pal'e-um). The portion of the cortex of the cerebrum posterior to the fissure of Rolando.

postpaludal (pōst-pal'u-dal). Postmalarial.

postparalytic (pōst"par-al-it'ik). Following an attack of paralysis.

postpartum (pōst-par'tum) [L.]. Occurring after delivery or childbirth.

postpeduncle (pōst-pe'dung-kl). The posterior peduncle of the cerebellum.

postperforatum (pōst"per-fo-ra'tum). The posterior perforated space.

postpharyngeal (pōst-far-in'je-al). Situated or occurring behind the pharynx.

postpneumonic (pōst-nu-mon'ik). Following pneumonia.

postponent (pōst-po'nent) [L. *post* after + *po'nere* to place]. Having a more or less delayed recurrence.

postpontile (pōst-pon'til) [L. *post* after + *pons* bridge]. Situated or occurring behind the pons varolii.

postprandial (pōst-pran'de-al). Occurring after dinner, or after a meal.

postpubertal (pōst-pu'ber-tal). After puberty.

postpubescent (pōst-pu-bes'ent). After puberty.

postpycnotic (pōst-pik-not'ik). Occurring after the stage of pyknosis of a red blood-cell.

postpyramidal (pōst-pir-am'id-al). Situated or occurring behind the pyramidal tract.

postpyramids (pōst-pir'am-idz). The posterior pyramids of the cerebellum; also the funiculus gracilis of the oblongata.

postramus (pōst-ra'mus) [L. *post* behind + *ra'mus* branch]. The horizontal branch of the stem of the arbor vitæ of the cerebellum.

postrolandic (pōst-ro-lan'dik). Situated behind the fissure of Rolando.

postsacral (pōst-sa'kral). Behind or below the sacrum.

postscalenus (pōst-ska-le'nus). The posterior scalenus muscle.

postscapular (pōst-skap'u-lar). Behind the scapula.

postscapularis (pōst"skap-u-la'ris). The infraspinatus muscle.

postscarlatinal (pōst-skar-lat-i'nal). Following scarlatina.

Post sing. sed. liq. Abbreviation for L *post sin'gulas se'des liq'uidas*, after every loose stool.

postsphenoid (pōst-sfe'noid). The basisphenoid, pterygoid, and alisphenoid bones together. In infancy they are separate bones, but usually become attached to the sphenoid.

postsplenic (pōst-splen'ik). Behind the spleen.

poststertorous (pōst-ster'tor-us). Occurring after stertor has begun in anesthesia.

postsylvian (pōst-sil've-an). Situated behind the sylvian fissure.

postsyphilitic (pōst-sif-il-it'ik). Following an attack of syphilis.

posttarsal (pōst-tar'sal). Situated behind the tarsus.

posttibial (pōst-tib'e-al). Behind the tibia.

posttraumatic (pōst-traw-mat'ik). Occurring after or in consequence of a wound.

posttussis (pōst-tus'is). Latin for "after coughing."

posttyphoid (pōst-ti'foid). Occurring after typhoid.

postulate (post'u-lāt) [L. *postula'tum* demanded]. Anything assumed or taken for granted. **Ehrlich's p.** See *Ehrlich's side-chain theory*, under *theory*. **Koch's p's.** See *Koch's law*, under *law*.

postural (pos'tu-ral). Pertaining to posture or position.

posture (pos'tūr) [L. *postu'ra*]. Attitude or position. See under *position*.

postuterine (pōst-u'ter-in). Situated or occurring behind the uterus.

postvaccinal (pōst-vak'sin-al). After vaccination.

postvermis (pōst-ver'mis). The vermis inferior of the cerebellum.

postvital (pōst-vi'tal). After vital; a term applied to staining of a tissue that occurs after death of the tissue which has been previously stained by vital methods.

Pot. Abbreviation for *potion* and *potassa*.

potable (po'tah-bl) [L. *potab'ilis*]. Fit to drink; drinkable.

Potain's apparatus, disease, sign, solution, syndrome (po-tānz') [Pierre Carl Edouard *Potain*, French physician, 1825–1901]. See the nouns.

potamophobia (pot"am-o-fo'be-ah) [Gr. ποταμός river + φόβος fear]. A morbid dread of rivers or of streams and lakes.

potash (pot'ash). 1. Potassium hydrate or hydroxid, KOH; known also as **caustic p.**, or potassa. It is a white, crystalline compound, with powerful alkaline and caustic properties. It is used externally as a caustic for chancres, callus, or fungous growths, poisoned wounds, etc., and internally as an antacid in acidity of the stomach, gonorrhea, lithemia, scrofula, etc. Dose of *li'quor potas'sæ*, 10–20 min. (0.66–1.33 c.c.). 2. Potassium carbonate, K_2CO_3. **sulphurated p.** See *potassa sulphurata*.

potassa (po-tas'ah) [L.]. See *potash* (1). **p. cum cal'ce**, potash with lime, or Vienna paste, a mixture of potassa and lime in equal parts: used as a caustic. **p. sulphura'ta**, sulphurated potassa. Called also *hepar sulphuris*, or liver of sulphur: antacid, alterative, and used in throat diseases. Dose, ½–10 gr. (0.033–0.66 gm.).

potassic (po-tas'ik). Containing potash.

potassiocupric (po-tas"e-o-ku'prik). Containing potassium and copper.

potassiomercuric (po-tas"e-o-mer-ku'rik). Containing potassium and mercury. **p. iodid**, HgI_2.$2KI$, in yellow crystals: used in making a test solution.

potassium (po-tas'e-um) [L.]. A metallic element of the alkali group, many of whose salts are used in medicine. It is a soft, silver-white metal, melting at 58°; atomic weight, 39.1; specific gravity, 0.865; symbol, K (kalium). **p. acetate**, a compound, $CH_3.COOK$. It is diuretic and purgative, and is used in dropsy, rheumatism, and skin diseases. Dose, 5–60 gr. (0.33–4 gm.). **p. amylate.** See *maculanin*. **p. arsenate**, K_2HAsO_4, a stable salt of ortho-arsenic acid: used therapeutically. **p. arsenite**, a compound whose solution (*Fowler's solution*, *li'quor potas'sii arseni'tis*) is one of the most convenient forms for the administration of arsenic. Dose, 2–10 min. (0.133–0.666 c.c.). **p. aurobromid**, an antiseptic agent, $AuBr_3KBr + H_2O$, in purplish crystals. Hypodermic dose, ⅛–¼ gr. (0.008–0.012 gm.). **p. aurocyanid**, an agent in colorless crystals, $KAu(CN)_2$. **p. bicarbonate**, a transparent, crystalline salt, $KHCO_3$; used as an antacid and diuretic. Dose, 5–30 gr. (0.333–2 gm.). **p. bichromate, p. dichromate**, an orange-red, crystalline salt, $K_2Cr_2O_7$. It is a caustic poison, and is used as a preservative for tissues. **p. bismuth tartrate**, a basic salt containing from 64 to 69 per cent. of bismuth. It is used in the treatment

of syphilis by intramuscular injections in doses of 1½–3 gr. (0.1–0.2 gm.). **p. bisulphate,** $KHSO_4$; laxative and refrigerant. Dose, 1–2 dr. (4–8 gm.). **p. bitartrate,** cream of tartar, $COOH(C.OH)_2COOK$, a white, crystalline salt; diuretic, cathartic, and refrigerant. Dose, 1–8 dr. (4–32 gm.). **p. bromid,** a colorless, crystalline body, KBr; sedative and antispasmodic; much employed in epilepsy and in nervous diseases. Dose, 5–60 gr. (0.333–4 gm.). **p. bromsalicylate,** white crystals of potassium bromortho-oxybenzoate, $OH.C_6Br.CO.OK$. used as an antirheumatic in 5–10 gr. doses (0.32–0.65 gm.). **p. cantharidate,** a white, crystalline salt, $C_{10}H_{14}K_2O_6 + 2H_2O$: used in hypodermic injections for tuberculosis. **p. carbonate** (*potas'sii carbo'nas*), a white, crystalline or granular salt, K_2CO_3. It is used as an antacid, counterirritant, and diuretic. Dose, 2–20 gr. (0.133–1.333 gm.). **p. chlorate** (*potas'sii chlo'ras*), an explosive, white, crystalline salt, $KClO_3$: used in diseases of the mouth and throat, as pharyngitis, diphtheria, stomatitis, also for hemorrhoids and proctitis. In large doses it causes destruction of red blood-corpuscles and nephritis. Dose, 2–20 gr. (0.133–1.333 gm.). The lozenges (*trochis'ci potas'sii chlora'tis*) contain 5 gr. each **p. citrate,** a white, granular powder, $K_3C_6H_5O_7 + H_2O$: used as a diuretic and refrigerant in rheumatism, fevers, bronchitis, etc. Dose, 15–60 gr. (1–4 gm.); of solution (*li'quor potas'sii citra'tis*), 2–4 fl.dr. (8–16 c.c.); of mixture (*mis'tura potas'sii citra'tis*), ½–1 fl.oz. (16–32 c.c.); of *potas'sii ci'tras effer'vescens*, the effervescent potassium citrate, 30–90 gr. (2–6 gm.). **p. citrate, effervescent,** a dry granular mixture of potassium cicrate (20 per cent.), sodium bicarbonate, tartaric acid, and citric acid which effervesces in water. **p. cobaltonitrite,** a salt, $K_6Co_2(NO_2)_{12} + 2H_2O$, in small yellow crystals: used in cardiac albuminuria, asthma, heart disease, and dyspepsia. Dose, $\frac{1}{2}$ gr. (0.005 gm.). **p. cyanid,** a white solid or powder, KCN, extremely poisonous used like hydrocyanic acid. Dose, $\frac{1}{16}$–$\frac{1}{8}$ gr (0.004–0.008 gm.). **p. dithiocarbonate,** a reddish salt, K_2COS_2, serviceable in skin diseases. **p. ferricyanid,** beautiful deep red crystals, $K_3Fe(CN)_6$, a delicate test for ferrous salts. **p. ferrocyanid,** a substance, $K_4Fe(CN)_6 + 3H_2O$, in large yellow tablets or crystals. It is sedative, diaphoretic, and astringent. used in the night-sweats of phthisis. Dose, 5–10 gr. (0.333–0.666 gm.) **p. glycerophosphate,** a white, vitreous substance, $CH_2OH.CHOH.CH_2O.PO(OK)_2$. used in nervous diseases, phosphaturia, and locomotor ataxia. Dose, 3–4½ gr. (0.2–0.3 gm.). **p. hydrate, p. hydroxid.** See *caustic potash*, under *potash*. **p. hypophosphite,** a white, crystalline salt, KH_2PO_2. used in the treatment of tuberculosis. Dose, 5–10 gr. (0.333–0.666 gm.). **p. iodate,** a salt, KIO_3, employed as an alterative, especially in diseases of the mucous surfaces· used like potassium chlorate. Dose, 4–8 gr. (0.25–0.52 gm.). **p. iodid,** a colorless, transparent body, KI: much used in syphilis and in a wide range of chronic diseases as an absorbent and eliminating agent. Besides syphilis, potassium iodid is used in chronic poisoning by arsenic or mercury, rheumatism, dropsy, meningitis, locomotor ataxia, brain tumors, neuralgia, asthma, bronchitis, and aneurysm. Dose, 2–15 gr. (0.133–1 gm.). Externally it is used in the form of an ointment. **p. mercuric iodid,** a complex, K_2HgI_4, containing about 25.5 per cent. of mercury. It is used the same as mercuric iodid in dilutions of 1 : 100 to 1 : 1000 as a germicide. **p. nitrate,** a white, crystalline salt, KNO_3: used as a diaphoretic, diuretic, and antiseptic. Dose, 5–15 gr. (0.333–1 gm.). **p. nitrite,** a compound, KNO_2: used in angina pectoris, gastralgia, epilepsy, etc. Dose, 2–5 gr. (0.2–0.33 gm.) **p. osmate,** a red, crystalline powder: employed in the treatment of epilepsy, goiter, and neuralgia. Dose, $\frac{1}{64}$ gr. (0.001 gm.). **p. permanganate,** a dark purple, crystalline salt, $KMnO_4$. It is an oxidizing agent, antiseptic and disinfectant, and is used for ozena, foul ulcers, diphtheria, scarlet fever, and internally in amenorrhea and dyspepsia. Dose, ½–2 gr. (0.333–0.133 gm.). **p. phosphate,** a salt, K_2HPO_4: used in tuberculosis. Dose, 10–30 gr. (0.66–2 gm.). **p. salicylite,** potassium salicyl-aldehyd, $OH.C_6H_4COH$, a yellow powder: used as an antirheumatic in 3–15 gr. doses (0.2–1 gm.). **p. silicate,** soluble glass, $K_2S_2O_3$: used like plaster of Paris in making rigid dressings. **p. silicofluorid,** an agent recommended for use in ear diseases as an antiseptic. **p. and sodium tartrate,** a saline cathartic, $COONa(CHOH)_2COOK$. Dose, 2.5 dr. (10 gm.). **p. sozoiodolate,** a colorless crystalline powder, potassium diodoparaphenol sulphonate, $OH.C_6H_2I_2SO_2.OK$: used as an external antiseptic in rhinitis, otitis, gonorrhea, and skin diseases. **p. succinate,** a compound with hemostatic properties **p. sulphate,** a compound, K_2SO_4; a harsh cathartic: used chiefly in pharmacy. Dose, 15–120 gr. (1–8 gm.). **p. sulphid,** KS, little used at present. Dose, 1–10 gr. (0.066–0.666 gm.). **p. sulphite,** a white, crystalline salt, $K_2SO_3 + 2H_2O$. It is an antiseptic, and is used externally and internally for checking fermentation. Dose, 3–10 gr. (0.2–0.666 gm.) **p. sulphocarbolate,** a salt in shining white crystals, $C_6H_5OSO_2OK + H_2O$· antiseptic **p. sulphocyanate,** KCNS, is found in the saliva. **p. tartrate,** a compound, $K_2C_4H_4O_6 + H_2O$, or *neutral potassium tartrate:* it is diuretic, diaphoretic, and cathartic. There are also a *bitartrate*, a *borated tartrate*, and a *potassium and sodium tartrate*, all having properties like the neutral tartrate Dose, as diuretic and diaphoretic, 1–2 dr (4–8 gm) as cathartic, ½–1 oz. (15–30 gm.). **p. tellurate,** a salt in white crystals, K_2TeO serviceable in the night-sweats of tuberculosis **p. thiocyanate.** Same as *p. sulphocyanate*.

potato-culture (po-ta"to-kul'chūr). A bacterial culture made on potato. See *potato culturemedium*, under *culturemedium*.

potency (po'ten-se) [L. *poten'tia* power]. The power of a medicine, especially the power of a medicine as developed by homeopathic attenuation; also a homeopathically attenuated medicine.

potentia coeundi (po-ten'she-ah ko-e-un'di) [L. "power of coming together"]. The ability to perform the sexual act. **p. generan'di,** the ability to procreate

potential (po-ten'shal) [L. *poten'tia* power]. 1. Existing and ready for action, but not yet active. 2. Electric tension or pressure, as measured by the capacity of producing electric effects in bodies of a different state of electrization. When bodies of different potentials are brought into communication, a current is set up between them; if they are of the same potential, no current passes between them.

potentialization, potentiation (po-ten-she-aliz-a'shun, po-ten-she-a'shun). The preparation of the various homeopathic potencies.

potentiometer (po-ten-she-om'et-er). An instrument for the accurate measuring of voltage.

potentize (po'ten-tīz). To make potent; to prepare the various homeopathic potencies

potentor (po-ten'tor). A device for the mechanic treatment of male impotence, especially that which is due to lack of penile erectility.

potio (po'she-o) [L.]. See *potion*.

potion (po'shun) [L. *po'tio* draft]. A draft; a large dose of liquid medicine **Rivière's p.,** an effervescing drink produced by combining a solution of citric acid with one of sodium or potassium bicarbonate. **Todd's p.,** tincture of canella, 5; brandy, 40; syrup, 30, and water, 75.

potocytosis (po"to-si-to'sis) [Gr. *πότος* drinking + *κύτος* cell]. The hypothetic action of cells passing fluids through themselves from one place to another.

potomania (po-to-ma'ne-ah) [Gr. *πότος* drinking + *μανία* madness]. Delirium tremens.

Pott's aneurysm, disease, etc. (pots) [Percival *Pott*, English surgeon, 1713–1788]. See *aneurysm, disease*, etc.

Pottenger's sign (pot'en-jerz) [F. M. *Pottenger*, contemporary American physician]. See under *sign*.

potus (po'tus) [L. "drink"]. A potion. **p. imperia'lis,** imperial drink, a solution of ½ oz. of cream of tartar in 3 pts. of water, sweetened, and flavored with lemon peel.

pouch (powch). Any pocket-like space, cavity, or cecal sac. **abdominovesical p.,** the pouch-like reflection of the peritoneum from the anterior abdominal wall to the distended bladder. **Broca's p.,** a pear-shaped sac in the labium majus, having its large extremity directed downward and backward, and its smaller one upward, forward, and outward toward the opening of the inguinal canal. It is composed of elastic fibers, and contains connective tissue and fat. Called also *pudendal sac* and *sac dartoique de la femme*. **Douglas' p.,** a sac of the peritoneum which dips down below the posterior surface of the uterus. Called also *Douglas' culdesac*. **enterocelic p.,** a diverticulum of the enteron of the embryo **hair-p.,** the depression in the skin from which the hair grows. **Hartmann's p.,** a pouch at the exit of the gall-bladder into the cystic duct. **ileocecal p.,** the folds of peritoneum at the end of the ileum. **laryngeal p.,** a membranous sac between the superior vocal cord and the thyroid cartilage. Called also *sacculus laryngis*. **Morison's p.,** a pouch of peritoneum below the liver and to the right of the right kidney. **obturator p.** See *paravesical p.* **paracystic p.,** the lateral part of the uterovesical pouch. **pararectal p.,** the lateral part of Douglas's pouch **paravesical p.,** the lateral part of the utero-abdominal pouch of the side of the bladder, where the entrance is to the obturator canal called also *obturator p.* **Physick's p's,** inflammation of the sacculations between the rectal valves with mucous discharge **Rathke's p.,** a diverticulum from the embryonic buccal cavity whence the anterior lobe of the pituitary body is developed. **recto-uterine p.** Same as *Douglas' p.* **rectovaginal p.** Same as *Douglas' p.* **rectovesical p.,** the fold of peritoneum that is reflected on the bladder. **Seessel's p.,** an embryonic pouch behind the top of the rudimentary hypophysis. **utero-abdominal p.,** the anterior of the two compartments into which the pelvic cavity is divided by the uterus and broad ligaments. **uterovesical p., vesico-uterine p.,** the fold of peritoneum between the bladder and the uterus. **Willis's p.,** the lesser omentum.

Poulet's disease (poo-lāz') [Alfred *Poulet*, French physician, 1848–1888]. Rheumatic osteoperiostitis.

poultice (pōl'tis) [L. *puls* pap; *cataplas'ma*]. Any soft and moist pultaceous mass applied hot to the surface of a part for the purpose of supplying heat and moisture.

poultogen (pōl'to-jen). A proprietary poultice resembling antiphlogistin.

pounce (powns). Powdered sandarach.

pound (pownd) [L. *pon'dus* weight; *li'bra* pound]. A weight of 12 ounces in troy or apothecaries' weight; also 16 ounces in avoirdupois weight. The ordinary pound (avoirdupois) contains 7000 gr or 453.60 gm ; the apothecaries or troy pound contains 5760 gr. or 372.96 gm. See *weights and measures, table of*.

Poupart's ligament (poo-parts') [François *Poupart*, French anatomist, 1661–1709]. See *ligament*.

poverty (pov'er-te). The state of being poor; the absence or scarcity of requisite substance or elements. **emotional p.,** diminution in the normal emotional qualities of the mind, such as love, sympathy, honor, etc. **p. of movement,** the relative immobility and stationariness of position seen in subjects of shaking palsy; akinesia.

powder (pow'der). An aggregation of small particles obtained by the grinding or trituration of a solid drug. See *pulvis*. **antimonial p.,** oxid of antimony, 1 part; calcium phosphate, 2 parts. See also *Tyson's antimonial p.* **aromatic p.,** a powder containing Saigon cinnamon, Jamaica ginger, cardamom seed, and myristica. **bleaching p.,** chlorinated lime. **borosalicylic p.,** a dusting-powder consisting of 4 parts of boric acid and 1 part of salicylic acid: used as a wound dressing. **Castillon's p's,** 8 parts each of tragacanth, powdered sago, and powdered salep, 2 parts prepared oyster shell, and 1 part cochineal. One dram is boiled in a pint of milk and used in diarrhea and dysentery. **composition p.,** compound powder of bayberry; a carminative powder containing bark of bayberry root, 60; ginger, 30, and capsicum and clove, each 30 parts. Dose, 10–20 gr. (0.6–1.2 gm). **compound chalk p.,** a powder containing prepared chalk, acacia, and sugar. **compound p. of glycyrrhiza** contains senna, glycyrrhiza, sulphur, oil of fennel, and sugar. Dose, 1 dr. (4 gm). **compound p. of jalap** contains jalap and potassium bitartrate. Dose, 30 gr. (2 gm.). **compound p. of rhubarb.** See *Gregory's p.* **Dalmatian insect p.,** pyrethrum. **Dover's p.,** pulvis ipecacuanhæ et opii. See *opium*. **effervescent p.,** a powder to which has been added sodium bicarbonate and tartaric or citric acid. **Faynard's p.,** a hemostatic powder, said to be pulverized beech-charcoal. **gray p.,** mercury with chalk. **Gregory's p.,** pulvis rhei compositus, compound powder of rhubarb; contains rhubarb, magnesium oxid, and Jamaica ginger. Dose, 30 gr. (2 gm.). **Hufeland's p.,** magnesium carbonate, 50; rhubarb, 15; sugar with oil of fennel seed, 35. **impalpable p.,** a powder so fine that its particles cannot be felt as distinct bodies. **insect-p.,** any powder destructive to insects. **James's p.** Same as *pulvis antimonialis*. See *antimony*. **Jesuit's p.,** powdered cinchona. **N. C. I. p.,** a powder compounded of 96 per cent. naphthalene, 2 per cent. creosote, and 2 per cent. iodoform: for use in delousing troops and as a general insecticide. **Patterson's p.,** a mixture of magnesia and bismuth subnitrate. **Persian insect p.,** pyrethrum. **seidlitz p.,** pulvis effervescens compositus, a cathartic preparation consisting of a white paper containing 35 gr. of tartaric acid and a blue paper containing 40 gr. of sodium bicarbonate and 120 gr. of sodium and potassium tartrate. The contents of the two papers are mixed in water and drunk while effervescing. **serum-p.,** a powder of zinc oxid charged with a freshly prepared serum and then dried and sterilized: used as an antiseptic dressing-powder. **styptic p.,** a powder containing alum, acacia, gum, colophony, and sometimes tragacanth and argil. **sympathetic p.,** a powder formerly applied to a weapon, from the belief that its application would heal a wound caused by that weapon. **talcum-p.,** powdered soapstone: used as an application to inflamed surfaces. **Tully's p.,** pulvis morphinæ compositus. See *morphin*. **tutty p.,** powdered stannic acid: used for polishing teeth. **Tyson's antimonial p.,** a mixture of 20 gr. of antimony oxid with 180 gr. of calcium phosphate. Dose, 5–10 gr. (0.333–0.666 gm.). **Vienna p.,** potassa with lime. **Vigo's p.,** red oxid of mercury. **Vincent's p.,** 9 parts of boric acid and 1 part of calcium hypochlorate.

pox (poks). Any eruptive disease: used as a vulgar name for syphilis. **camel-p.,** a disease of camels not unlike small-pox. **chicken-p.** See *varicella*. **cow-p.** See *vaccinia*. **glass p.** See *amaas*. **horse-p.,** an infectious pustular disease of the horse; equine variola. **Kaffir p., milk p.** See *amaas*. **Samoa p.,** amaas. **sheep-p.** See *ovinia*. **small-p.** See *variola*. **swine-p.,** a

contagious disease of swine resembling small-pox. **white p.**, amaas.

Pozzi's operation, syndrome (pod'zēz) [Samuel Jean *Pozzi*, gynecologist in Paris, 1846–1918]. See under *operation* and *syndrome*.

P. p. Abbreviation for L. *punc'tum prox'imum*, near-point.

P. p. a. Abbreviation for L. *phi'ala pri'us agita'ta*, the bottle having first been shaken.

Ppt. Abbreviation for *precipitate* and *prepared*.

P. r. Abbreviation for L. *punc'tum remo'tum*, far-point.

Pr. Abbreviation for *presbyopia* and *prism;* symbol for *praseodymium*.

practice (prak'tis) [Gr. πρακτική]. The practice of medicine; the branch of medicine treating of the practical recognition and treatment of disease. **contract p.**, the treatment of the members of a lodge, organization, or society for a lump sum, or at so much per head. **group p.** See *group medicine*, under *medicine*.

practique (prak-tēk'). A certificate which releases an incoming vessel from quarantine. It is given by the quarantine officer to the master, and when presented to the collector of the port admits the boat to entry.

practitioner (prak-tish'un-er). One who has complied with the requirements and who is engaged in the practice of medicine.

præ-. For words thus beginning, see those beginning *pre-*.

præcribrum (pre-kri'brum). The anterior perforated space of the brain.

præcuneus (pre-ku'ne-us). The quadrate lobule of the cerebrum.

prægeniculatum (pre"jen-ik-u-la'tum). The external geniculate body.

præoperculum (pre-o-per'ku-lum). The frontal operculum of the brain.

præperforatum (pre-per-fo-ra'tum). The anterior perforated space.

præputium (pre-pu'she-um). See *prepuce*.

prævermis (pre-ver'mis). The anterior and superior portions of the vermis of the cerebellum.

pragmatagnosia (prag"mat-ag-no'ze-ah) [Gr. πρᾶγμα object + ἀγνωσία absence of recognition] Inability to recognize objects.

pragmatamnesia (prag"mat-am-ne'ze-ah) [Gr. πρᾶγμα object + ἀμνησία forgetfulness]. Loss of power of remembering the appearance of objects.

Prague maneuver (prahg). See under *maneuver*.

prairie dock. See *Parthenium*.

prairie-itch (pra're). See *itch*.

Prana apparatus (prah'nah). See under *apparatus*.

praseodymium (pra-se-o-dim'e-um). An element having an atomic weight of 140.9 and the symbol Pr.

prasoid (pra'soid). A solution of globularin and globularetin: for use in acute rheumatism and gout. Dose, 15–20 min. (1–1.33 c.c.).

P. rat. ætat. Abbreviation for L. *pro ratio'ne æta'tis*, in proportion to age.

Pravaz's syringe (prah-vahz') [Charles Gabriel *Pravaz*, French physician in Lyons, 1791–1853]. See *syringe*.

Praxagoras (praks-ag'o-ras). A Greek physician of Cos, who lived about 300 B. C. He seems to have been the first to recognize the difference between arteries and veins.

praxiology (prak-se-ol'o-je) [Gr. πράξις action + λόγος treatise]. The study of conduct.

praxinoscope (praks-in'o-skōp) [Gr. πράξις exercise + σκοπεῖν to view]. An instrument for studying the larynx.

pre- [L. *præ* before]. A prefix signifying *before*.

preadult (pre-ad'ult). Prior to adult life.

preagonal, preagonic (pre-ag'o-nal, -ag-on'ik). Preceding the death agony.

prealbuminuric (pre"al-bu-min-u'rik). Occurring before albuminuria sets in.

preanal (pre-a'nal). Situated in front of the anus.

preantiseptic (pre"an-tis-ep'tik). Pertaining to the time before the discovery of antisepsis.

preaortic (pre-a-or'tik). In front of the aorta.

preaseptic (pre-as-ep'tik). Pertaining to the time before aseptic surgery was practised

preataxic (pre-at-aks'ik). Occurring before the advent of ataxia.

preauricular (pre-aw-rik'u-lar). Situated before an auricle or an auricular structure.

preaxial (pre-aks'e-al). In front of the transverse axis of the body.

prebacillary (pre-bas'il-a-re). Occurring before the entrance of bacilli into the system, or before they become discoverable.

prebacteriologic (pre-bak-te-re-o-loj'ik). Before the development of bacteriology.

prebase (pre'bās). That part of the dorsum of the tongue lying in front of the base.

prebrachium (pre-bra'ke-um). One of the two upper brachia of the corpora quadrigemina.

precancerous (pre-kan'ser-us). Occurring before the development of a cancer.

precapillary (pre-kap'il-a-re). A venule or arteriole.

precarcinomatous (pre-kar-sin-om'at-us). Preceding the development of carcinoma.

precardiac (pre-kar'de-ak). Situated ventrad from the heart.

precartilage (pre-kar'til-aj). Embryonic cartilaginous tissue.

precava (pre-ka'vah). The vena cava descendens.

precentral (pre-sen'tral). Situated in front of a center.

prechordal (pre-kor'dal). Situated in front of the notochord.

precipitable (pre-sip'it-a-bl). Capable of being precipitated.

precipitant (pre-sip'it-ant). A substance which causes a chemic or mechanic precipitation.

precipitate (pre-sip'it-āt) [L. *præcipita're* to cast down]. 1. To cause a substance in solution to settle down in solid particles. 2. [L *præcipita'tum*.] A deposit made or substance thrown down by precipitation. 3. Hasty; headlong; as precipitate labor. **red p.**, red mercuric oxid, HgO. **sweet p.**, calomel. **white p.**, ammoniated mercury, NH_2HgCl. **yellow p.**, yellow mercuric oxid, HgO.

precipitation (pre"sip-it-a'shun) [L. *præcipita'tio*]. The act or process of precipitating. **group p.**, precipitation of more than one organism by a precipitin.

precipitin (pre-sip'it-in). An antibody which is found in the blood of an animal which has been injected with bacterial culture fluids, blood-serum, or any other foreign protein. The blood-serum of such an animal will produce a precipitate when added to the antigen which has been used in its production. **heat p.** See *coctoprecipitin*.

precipitinogen (pre-sip-it-in'o-jen). Any substance which on injection will cause the development of a specific precipitin..

precipitinoid (pre-sip'it-in-oid). A precipitin in which the zymophore group has been weakened or lost so that it cannot cause precipitation, although it still retains its affinity for the antigen.

precipitinophoric (pre-sip"it-in-o-fo'rik). Denoting the active precipitating element or group in a precipitin.

precipitogen (pre-sip'it-o-jen). Same as *precipitinogen*.

precipitogenoid (pre-sip-it-oj'en-oid). A precipitogen which has lost its power of causing precipitation.

precipitoid (pre-sip'it-oid). A precipitin in which the active precipitating group has been destroyed by heat.

precipitophore (pre-sip'it-o-fōr). The group in a precipitin which causes the actual precipitation.

precipitum (pre-sip'it-um). The precipitate resulting from the action of a precipitin.

preclival (pre-kli'val). In front of the clivus of the cerebellum.

precommissure (pre-kom'ish-ūr). The anterior cornu of the lateral ventricle.

preconscious (pre-kon'shus). In Freudian terminology, the preconscious includes all mental processes which are "out of mind" at the time, but can be recalled with little or no effort.

preconvulsant (pre-kon-vul'sant). Pertaining to that stage of disease which precedes the occurrence of convulsions.

preconvulsive (pre-kon-vul'siv). Preceding a convulsion. said of a stage in epilepsy.

precordia (pre-kor'de-ah) [L. *præcor'dia*]. The region over the heart or stomach; the epigastrium and lower part of the thorax.

precordial (pre-kor'de-al). Pertaining to the precordia.

precordialgia (pre"kor-de-al'je-ah) [*precordia* + Gr. ἄλγος pain]. Pain in the precordia.

precordium (pre-kor'de-um). Same as *precordia*.

precornu (pre-kor'nu). The anterior cornu of the lateral ventricle.

precostal (pre-kos'tal). In front of the ribs.

precranial (pre-kra'ne-al). In the anterior part of the cranium.

precribrum (pre-kri'brum). The anterior perforated space.

precritical (pre-krit'ik-al). Previous to the occurrence of the crisis.

precuneal (pre-ku'ne-al). Situated in front of the cuneus.

precuneate (pre-ku'ne-āt). Pertaining to the precuneus.

precuneus (pre-ku'ne-us) [L. *præ* before + *cu'neus* wedge]. The quadrate lobule of the cerebellum.

prediastolic (pre"di-as-tol'ik). 1. Pertaining to the beginning of the diastole. 2. Occurring just before the diastole.

predicrotic (pre-di-krot'ik). Occurring before the dicrotic wave of the sphygmogram.

predigestion (pre-di-jes'tshun). The partial artificial digestion of food before its ingestion.

predisposing (pre-dis-po'zing). Conferring a tendency to disease.

predisposition (pre"dis-po-zish'un) [L. *præ* before + *dispo'nere* to dispose]. A diathesis or special tendency toward some particular disease.

predormitium (pre-dor-mish'e-um) [L.]. The light slumber occurring before sound sleep begins.

preëclampsia (pre-ek-lamp'se-ah). Threatened eclampsia.

preëpiglottic (pre"ep-ig-lot'ik). Situated or occurring in front of the epiglottis.

preëruptive (pre-e-rup'tiv). Preceding eruption.

preflagellate (pre-flaj'el-āt). Preceding the flagellate state: said of protozoa.

preformation (pre-for-ma'shun). See *evolution* (3).

prefrontal (pre-fron'tal). 1. Situated in the anterior part of the frontal lobe or region. 2. The central part of the ethmoid bone.

preganglionic (pre"gang-le-on'ik). Situated anterior to a ganglion.

pregeminal (pre-jem'in-al). Pertaining to the pregeminum.

pregeminum (pre-jem'in-um). An anterior optic lobe or geminal body.

pregeniculatum (pre"jen-ik-u-la'tum). The external geniculate body.

pregeniculum (pre-jen-ik'u-lum). Same as *pregeniculatum*.

Pregl's solution (pra'glz) [Fritz *Pregl*, chemist in Prague]. See under *solution*.

preglobulin (pre-glob'u-lin). A protein derivable from cytoglobulin by decomposition with acids. It is insoluble in water, but soluble in dilute alkaline solutions.

pregnancy (preg'nan-se) [L. *præg'nans* with child]. The condition of being with child; gestation. In woman the duration of pregnancy is about 280 days, nine calendar or ten lunar months. Pregnancy is marked by cessation of the menses; nausea on arising in the morning (morning sickness); enlargement of the breasts and pigmentation of the nipples; progressive enlargement of the abdomen. The absolute signs of pregnancy are ballottement, fetal movements, and sounds of the fetal heart. Called also *cyesis*, *gestation*, *gravidity*, and *"being with child"* **abdominal p.**, lodgment of the ovum within the abdominal cavity **afetal p.**, false pregnancy. **ampullar p.**, pregnancy in which the ovum has been arrested in the ampulla of the oviduct. **bigeminal p.**, twin pregnancy. **broad ligament p.**, pregnancy taking place within the broad ligament. **cervical p.**, the development of the ovum within the cervical canal. **cornual p.**, pregnancy in one of the horns of a bicornate uterus. **ectopic p.** Same as *extra-uterine p.* **entopic p.**, normal uterine pregnancy. **extra-uterine p.**, development of the ovum outside of the walls of the uterus. **fallopian p.** Same as *tubal p.* **false p.**, apparent, but not real, pregnancy. **fatty p.**, false pregnancy with the accumulation of fat in the abdominal wall. **gemellary p.** Same as *twin p.* **heterotopic p.**, a double pregnancy, one intra-uterine and the other extra-uterine. **hydatid p.**, that which is accompanied with the formation of a hydatid mole. **hysteric p.**, symptoms of pregnancy in hysteric women who are not really pregnant. **interstitial p.**, gestation in that part of the oviduct which is within the wall of the uterus. **intraligamentary p.**, a pregnancy within the broad ligament. **intramural p.** Same as *interstitial p.* **intraperitoneal p.**, pregnancy within the peritoneal cavity. **membrananous p.**, pregnancy in which the fetus has broken through its membranous envelope and lies in contact with the uterine walls. **mesenteric p.** Same as *tuboligamentary p.* **mesometric p.**, a kind of tubal pregnancy in which the tube has ruptured and the embryo occupies a sac formed partly by the expanded tube and partly by the layers of the peritoneum forming the mesometrium. **molar p.**, conversion of the ovum into a mole. **multiple p.**, the presence of more than one ovum in the uterus at the same time. **mural p.** Same as *interstitial p.* **nervous p.** Same as *hysteric p.* **ovarian p.**, pregnancy occurring within an ovary. **ovario-abdominal p.**, a pregnancy which begins ovarian, but afterward becomes abdominal. **parietal p.** Same as *interstitial p.* **phantom p.**, an abdominal enlargement in hysteric women simulating pregnancy. **plural p.**, pregnancy with more than one fetus. **pseudo-intraligamentary p.**, an extra-uterine pregnancy in which a sac has been formed in such a way as to simulate an intraligamentary pregnancy. **sarcofetal p.**, pregnancy with both a fetus and a mole. **sarcohysteric p.**, false pregnancy due to a mole. **spurious p.** Same as *false p.* **stump p.**, pregnancy at the stump remaining after a pelvic operation. **tubal p.**, pregnancy within an oviduct. **tubo-abdominal p.**, one occurring partly in the fimbri-

TABLE FOR CALCULATING THE DURATION OF PREGNANCY.

EXPLANATION.—Find in top line the date of menstruation; the figure below will indicate the date when confinement may be expected—*i. e.*, if date of menstruation is June 1, confinement may be expected on March 8, or one day earlier if leap year (DR. ELY).

January	1	2	3	4	5	6	7	8	9	10	11	12	13	14	15	16	17	18	19	20	21	22	23	24	25	26	27	28	29	30	31	
OCTOBER . . .	8	9	10	11	12	13	14	15	16	17	18	19	20	21	22	23	24	25	26	27	28	29	30	31	1	2	3	4	5	6	7	NOVEMBER.
February . . .	1	2	3	4	5	6	7	8	9	10	11	12	13	14	15	16	17	18	19	20	21	22	23	24	25	26	27	28				
NOVEMBER . .	8	9	10	11	12	13	14	15	16	17	18	19	20	21	22	23	24	25	26	27	28	29	30	1	2	3	4	5				DECEMBER.
March	1	2	3	4	5	6	7	8	9	10	11	12	13	14	15	16	17	18	19	20	21	22	23	24	25	26	27	28	29	30	31	
DECEMBER . .	6	7	8	9	10	11	12	13	14	15	16	17	18	19	20	21	22	23	24	25	26	27	28	29	30	31	1	2	3	4	5	JANUARY.
April	1	2	3	4	5	6	7	8	9	10	11	12	13	14	15	16	17	18	19	20	21	22	23	24	25	26	27	28	29	30		
JANUARY . .	6	7	8	9	10	11	12	13	14	15	16	17	18	19	20	21	22	23	24	25	26	27	28	29	30	31	1	2	3	4		FEBRUARY.
May	1	2	3	4	5	6	7	8	9	10	11	12	13	14	15	16	17	18	19	20	21	22	23	24	25	26	27	28	29	30	31	
FEBRUARY . . .	5	6	7	8	9	10	11	12	13	14	15	16	17	18	19	20	21	22	23	24	25	26	27	28	1	2	3	4	5	6	7	MARCH.
June	1	2	3	4	5	6	7	8	9	10	11	12	13	14	15	16	17	18	19	20	21	22	23	24	25	26	27	28	29	30		
MARCH	8	9	10	11	12	13	14	15	16	17	18	19	20	21	22	23	24	25	26	27	28	29	30	31	1	2	3	4	5	6		APRIL.
July	1	2	3	4	5	6	7	8	9	10	11	12	13	14	15	16	17	18	19	20	21	22	23	24	25	26	27	28	29	30	31	
APRIL	7	8	9	10	11	12	13	14	15	16	17	18	19	20	21	22	23	24	25	26	27	28	29	30	1	2	3	4	5	6	7	MAY.
August. . . .	1	2	3	4	5	6	7	8	9	10	11	12	13	14	15	16	17	18	19	20	21	22	23	24	25	26	27	28	29	30	31	
MAY . .	8	9	10	11	12	13	14	15	16	17	18	19	20	21	22	23	24	25	26	27	28	29	30	31	1	2	3	4	5	6	7	JUNE.
September .	1	2	3	4	5	6	7	8	9	10	11	12	13	14	15	16	17	18	19	20	21	22	23	24	25	26	27	28	29	30		
JUNE	8	9	10	11	12	13	14	15	16	17	18	19	20	21	22	23	24	25	26	27	28	29	30	1	2	3	4	5	6	7		JULY.
October . . .	1	2	3	4	5	6	7	8	9	10	11	12	13	14	15	16	17	18	19	20	21	22	23	24	25	26	27	28	29	30	31	
JULY . . .	8	9	10	11	12	13	14	15	16	17	18	19	20	21	22	23	24	25	26	27	28	29	30	31	1	2	3	4	5	6	7	AUGUST.
November . . .	1	2	3	4	5	6	7	8	9	10	11	12	13	14	15	16	17	18	19	20	21	22	23	24	25	26	27	28	29	30		
AUGUST . . .	8	9	10	11	12	13	14	15	16	17	18	19	20	21	22	23	24	25	26	27	28	29	30	31	1	2	3	4	5	6		SEPTEMBER.
December . . .	1	2	3	4	5	6	7	8	9	10	11	12	13	14	15	16	17	18	19	20	21	22	23	24	25	26	27	28	29	30	31	
SEPTEMBER . .	7	8	9	10	11	12	13	14	15	16	17	18	19	20	21	22	23	24	25	26	27	28	29	30	1	2	3	4	5	6	7	OCTOBER.

ated end of the oviduct and partly in the abdominal cavity. **tuboligamentary p.**, a pregnancy partly in the tube and partly in the broad ligament. **tubo-ovarian p.**, one occurring partly in the ovary and partly in the oviduct. **tubo-uterine p.**, gestation partly within the uterus and partly in an oviduct. **twin p.**, gestation with twins. **unconscious p.**, pregnancy of which the woman is unaware. **utero-abdominal p.**, pregnancy with one fetus in the uterus and another in the abdominal cavity. **utero-ovarian p.**, pregnancy with one fetus in the uterus and another in the ovary. **uterotubal p.** Same as *tubo-uterine p.*

pregnant (preg'nant) [L. *preg'nans*]. With child; gravid.

pregonium (pre-go'ne-um). Recess on lower edge of body of the mandible in advance of the angle.

pregracile (pre-gras'il). Anterior to the gracile lobe of the cerebellum.

pregranular (pre-gran'u-lar). Occurring before the granular stage.

pre-hallux (pre-hal'ux). A supernumerary bone of the foot sometimes found growing from the inner border of the scaphoid.

prehemiplegic (pre"hem-ip-le'jik). Forerunning an attack of hemiplegia.

prehensile (pre-hen'sil) [L. *prehen'dere* to lay hold of]. Adapted for grasping or seizing.

prehension (pre-hen'shun) [L. *prehen'sio*]. The act of seizing or grasping.

prehepaticus (pre-he-pat'ik-us) [L. *præ* before + Gr. *ἡπαρ* liver]. A mass of vascular and connective tissue in the embryo which develops into the interstitial tissue of the liver.

prehyoid (pre-hi'oid). In front of the hyoid bone.

prehypophysis (pre-hi-pof'is-is). The anterior lobe of the hypophysis.

pre-induction (pre-in-duk'shun). An environmental influence on the germ cells of an individual which does not produce a modification until the third generation of his descendants, *i. e.*, in the grandchildren.

preinsula (pre-in'su-lah). The cephalic portion of the insula.

preiotation (pre"i-o-ta'shun) [*pre* + Gr. *ἰῶτα* letter *i*]. The conversion of the initial sound of *i* into *y*.

prelacrimal (pre-lak'rim-al). In front of the lacrimal sac.

prelaryngeal (pre-lar-in'je-al). In front of the larynx.

prelimbic (pre-lim'bik). Situated before a limbus.

prelipoid (pre-li'poid). Preceding the lipoid state.

prelocomotion (pre"lo-ko-mo'shun). The movements of a child made with the intention of moving from place to place before motor coordination is sufficiently developed to enable it to walk.

prelum (pre'lum). Latin for *press*. **p. abdomina'le**, the squeezing of the abdominal viscera between the diaphragm and the abdominal wall, as in defecation.

premalignant (pre-mal-ig'nant). Occurring before the development of malignant characters.

premaniacal (pre-ma-ni'ak-al). Preceding an attack of mania.

premature (pre-mat-ūr') [L. *præmatu'rus* early ripe]. 1. Occurring before the proper time. 2. An infant born before its proper time, but viable.

premaxilla (pre-maks-il'ah). The intermaxillary bone.

premaxillary (pre-maks'il-a-re). 1. Situated in front of the maxilla proper. 2. The intermaxillary bone.

premenstrual (pre-men'stru-al). Occurring before menstruation.

premolar (pre-mo'lar) [L. *præ* before + *mola'ris* molar]. 1. Situated in front of the molar teeth. 2. One of the two teeth immediately in front of the molar teeth; a bicuspid tooth. The term is sometimes used erroneously to designate a deciduous molar tooth.

premonitory (pre-mon'it-o-re) [L. *præmonito'rius*]. Serving as a warning.

premortal (pre-mor'tal). Just before death.

premycosic (pre-mi-ko'sik). Pertaining to a my-

cotic disease at a stage prior to the maturity of its fungal element.

premyelocyte (pre-mi'el-o-sīt) [L. *pre* before + *myelocyte*]. A cell intermediate in development between a myeloblast and a myelocyte, resembling the myeloblast, but showing a few granules.

prenarcotic (pre-nar-kot'ik). Previous to the occurrence of narcosis.

prenares (pre-na'rēz). The nostrils.

prenatal (pre-na'tal) [L. *præ* before + *nata'lis* natal]. Existing or occurring before birth. **p. influence,** the effect upon the offspring of any condition or activity of the mother during the period of pregnancy.

preoblongata, præoblongata (pre''ob-lon-ga'-tah). That part of the oblongata which lies between the fourth ventricle and the pons.

preoperative (pre-op'er-a-tiv). Preceding an operation.

preoperculum (pre-o-per'ku-lum). The frontal operculum of the brain.

preoptic (pre-op'tik). Situated anterior to the optic lobes.

preopticus (pre-op'tik-us) [L. *præ* before + *op'ticus* optic]. Either of the two anterior optic lobes (corpora quadrigemina).

preoral (pre-o'ral) [L. *præ* before + *os* mouth]. Situated in front of the mouth.

prepalatal (pre-pal'at-al). Situated in front of the palate.

prepallium (pre-pal'e-um). The portion of the cerebral cortex anterior to the foramen of Rolando.

preparation (prep-ar-a'shun) [L. *præpara'tio*]. 1. The act or process of making ready. 2. A medicine made ready for use. 3. An anatomic or pathologic specimen made ready and preserved for study. **corrosion p.,** an anatomic preparation made by injecting the parts to be retained and eating away the rest of the tissues with some corrosive substance. **Ehrlich-Hata p.,** salvarsan. **Hata p.,** salvarsan. **heart-lung p.,** an animal prepared for the study of the action of the heart muscle. The perfused fluid flows through an unaltered pulmonic circle.

preparative (pre-par'at-iv). See *amboceptor.*

preparator (prep'ar-a-tor). Amboceptor.

prepartal (pre-par'tal) [L. *præ* before + *par'tus* labor] Occurring before, or just previous to, labor

prepatellar (pre-pat-el'ar). Situated in front of the patella.

prepeduncle (pre-pe'dung-kl). The anterior peduncle of the cerebellum.

preperforative (pre-per'fo-ra-tiv). Before the occurrence of perforation.

preperforatum (pre''per-fo-ra'tum). The anterior perforated space.

prephthisis (pre-thi'sis). The initial stages of pulmonary phthisis.

preplacental (pre-plas-en'tal). Previous to the formation of the placenta.

prepontile (pre-pon'tīl). In front of the pons.

prepotency (pre-po'ten-se) [L. *præpoten'tia*]. Power superior to that of the other parent in transmitting inheritable characters to the offspring.

prepotent (pre-po'tent) [L. *præ'potens*]. Having superior force; having greater power than the other parent in transmitting inheritable characters to the offspring.

prepubescent (pre-pu-bes'ent). Before puberty.

prepuce (pre'pūs) [L. *præpu'tium*]. The fold of skin covering the glans penis; the foreskin. **p. of the clitoris,** a fold formed by the labia minora covering the clitoris.

preputial (pre-pu'shal). Pertaining to the prepuce.

prepyloric (pre-pi-lor'ik). In front of the pylorus.

prepyramidal (pre-pi-ram'id-al). Situated in front of the pyramid.

preramus (pre-ra'mus). The vertical branch of the stem of the arbor vitæ of the cerebellum.

prerectal (pre-rek'tal). Situated in front of the rectum.

prerenal (pre-re'nal). Situated in front of the kidney.

prereproductive (pre''re-pro-duk'tiv). Pertaining to childhood, or the stage preceding puberty.

presbyacusia (pres''be-ak-u'se-ah). Presbycusis.

presbyatry (pres'be-at-re) [Gr. *πρέσβυς* old + *ἰατρία* treatment]. The treatment of diseases of old age.

presbycusis (pres-be-ku'sis) [Gr. *πρέσβυς* old + *ἄκουσις* hearing]. That lessening of the acuteness of hearing which characterizes old age.

presbyope (pres'be-ōp) [Gr. *πρέσβυς* old + *ὤψ* eye]. One who is presbyopic.

presbyophrenia (pres''be-o-fre'ne-ah) [Gr. *πρέσβυς* old + *φρήν* mind]. A mental condition often seen in old age, consisting of defective memory, loss of sense of location, and confabulation. Called also *Wernicke's syndrome.*

presbyopia (pres-be-o'pe-ah) [Gr. *πρέσβυς* old + *ὤψ* eye]. Long sight and impairment of vision due to advancing years or to old age. It is dependent on diminution of the power of accommodation from loss of elasticity of the crystalline lens, causing the near-point of distinct vision to be removed farther from the eye.

presbyopic (pres-be-op'ik). Pertaining to presbyopia.

presbysphacelus (pres-bis-fas'el-us) [Gr. *πρέσβυς* old + *σφάκελος* gangrene]. Senile gangrene.

presbytia (pres-bish'e-ah). Same as *presbyopia.*

presbytiatrics (pres''be-te-at'riks). Presbyatry.

presbytism (pres'bit-izm). Same as *presbyopia.*

presclerosis (pre-skle-ro'sis). A state of arterial hypertension preceding arteriosclerosis.

presclerotic (pre-skle-rot'ik). Occurring before sclerosis takes place.

prescribe (pre-skrīb') [L. *præscrib'ere* to write before]. To designate in writing a remedy for administration.

prescription (pre-skrip'shun) [L. *præscrip'tio*]. A written direction for the preparation and administration of a remedy. A prescription consists of the heading or *superscription*—that is, the symbol ℞ or the word Recipe, meaning "take"; the *inscription,* which contains the names and quantities of the ingredients; the *subscription,* or directions for compounding; and the *signature,* usually introduced by the sign S. for *sig'na,* "mark," which gives the directions for the patient which are to be marked on the receptacle. **shotgun p.,** a prescription that contains a number of ingredients given with the idea that one or more of them may be effective.

presecretin (pre-se-kre'tin). A substance existing in the mucous membrane of the duodenum from which, by the action of hydrochloric acid, secretin is split off.

presegmenter (pre-seg-men'ter). A full-grown malarial parasite in the stage in which the pigment is accumulated into masses just previous to segmentation.

presenile (pre-se'nīl). Pertaining to a condition resembling senility, but occurring in early or middle life.

presenility (pre-sen-il'it-e). Premature old age.

present (pre-zent') [L. *præsenta're* to show]. To appear first at the os uteri: said of various parts of the fetus.

presentation (pre-zen-ta'shun) [L. *præsenta'tio*]. 1. The appearance in labor of some particular part of the fetal body at the os uteri. 2. That part of the fetal body which first shows itself at

the os in labor. **arm-p.**, prolapse of the arms of the fetus: generally seen in shoulder presentation. **breast-p.**, the presentation of the anterior part of the chest in labor. **breech-p.**, the presentation of the fetal buttock in labor. **brow-p.**, the presentation of the brow in labor. **cephalic p.**, the presentation of any part of the head, including the vertex presentation and face-presentation. **face-p.**, the presentation of the face of the fetus in childbirth. **foot-p.**, **footling p.**, the presentation of the feet in labor. **funis-p.**, the presentation of the umbilical cord in labor. **head-p.**, the presentation of some part of the fetal head in labor. **longitudinal p.**, **polar p.**, the presentation of either the cephalic or the pelvic end of the fetal ellipse. **pelvic p.**, presentation of the lower end of the fetus, including breech-presentation and foot-presentation. **placental p.** Same as *placenta prævia*. **polar p.**, presentation of either pole, cephalic or breech. **transverse p.**, **trunk-p.**, presentation in which the axis of the fetal trunk lies crosswise or transversely; cross-birth. **vertex p.**, the presentation of the upper and back part of the fetal head in labor.

presoiod (pre-so-i'od). A proprietary brand of Pregl's solution.

presphenoid (pre-sfe'noid). The anterior po tion of the body of the sphenoid bone.

presphygmic (pre-sfig'mik). Occurring before the pulse-wave.

prespinal (pre-spi'nal). Situated in front of the spine.

press-juice. See under *juice*.

pressinervoscopy (pres"e-ner-vos'ko-pe). Diagnosis of thoracic and abdominal disease by pressure upon the pneumogastric and sympathetic nerves (A. Pinel).

pressor (pres'or). Anything that increases the activity of a function, as a pressor base, a pressor nerve. **p.-nerve**, an afferent nerve whose stimulation increases the activity of a motor center, or causes vasoconstriction.

pressure (presh'ur) [L. *pressu'ra*]. Stress or strain, whether by compression, pull, thrust, or shear. **after-p.**, a sense of pressure which lasts for a short period after removal of the actual pressure. **arterial p.**, the pressure of the blood within the arteries. **atmospheric p.**, the pressure exerted by the atmosphere. It is about fifteen pounds to the square inch at the level of the sea. **blood-p.**, the tension in the walls of the blood-vessels derived from the blood-current. **brain-p.**, the capillary venous pressure in the brain. **capillary p.**, the blood-pressure in the capillaries. **diastolic p.**, arterial pressure during diastole. **Donders's p.**, increase of manometric pressure with the instrument placed on the trachea on opening the chest of a dead body: due to collapse of the lung. **p.-effect**, the sum of the changes in any tissue due to abnormal pressure. **endocardial p.**, pressure of blood within the heart. **intra-abdominal p.**, the pressure of the viscera within the abdomen. **intracranial p.**, the pressure in the space between the skull and the brain, *i. e.*, the pressure in the subarachnoidal fluid. **intra-ocular p.**, the pressure or tension of the contents of the eyeball. **intrapulmonic p.**, the air pressure within the lungs. **intrathecal p.**, pressure within a sheath; particularly the pressure of the cerebrospinal fluid within the subarachnoid membrane. **intrathoracic p.**, the pressure within the thorax, that is, the pressure in the pleural cavity and mediastinal spaces. **intraventricular p.**, the pressure within the ventricles of the heart. **negative p.**, a pressure less than that of the atmosphere. **osmotic p.**, the pressure which brings about diffusion between solutions of different concentration or between a solute and the fluid in which it is dissolved. **p.-palsy**, palsy due to a continuous pressure upon a nerve. **partial p.**, the pressure exerted by each of the constituents of a mixture of gases. **pulse p.**, the difference between the systolic and diastolic pressures. **p.-sense**, that sense by which is perceived and estimated the amount of pressure exerted on a part of the body. **solution-p.**, the force which tends to bring into solution the molecules of a solid contained in the solvent. **systolic p.**, the arterial pressure at the time of systole. **venous p.**, the blood-pressure in the veins.

pressurebolometer (presh"ūr-bo-lom'et-er). Pressuresphygmobolometer.

pressuresphygmobolometer (presh"ūr-sfig-mo-bo-lom'et-er). An apparatus for measuring the work of the pulse.

presternum (pre-ster'num). Same as *manubrium*.

presubiculum (pre-sub-ik'u-lum). The portion of the hippocampal gyrus between the principal olfactory portion and the subiculum.

presuppurative (pre-sup'u-ra-tiv). Occurring before suppuration.

presylvian (pre-sil've-an). Pertaining to the anterior or ascending branch of the sylvian fissure.

presystole (pre-sis'to-le). The interval of time just preceding the systole.

presystolic (pre-sis-tol'ik) [L. *præ* before + *systole*]. 1. Pertaining to the beginning of the systole. 2. Occurring just before the systole.

pretarsal (pre-tar'sal). Situated in front of the tarsus.

prethyroid, prethyroideal, prethyroidean (pre-thi'roid, -thi-roi'de-al, -roi'de-an). Situated in front of the thyroid gland or thyroid cartilage.

pretibial (pre-tib'e-al). Situated in front of the tibia.

pretracheal (pre-tra'ke-al). In front of the trachea.

pretuberculosis (pre"tu-ber-ku-lo'sis). Tuberculosis in an incipient and occult stage before any symptoms of the disease have appeared.

pretuberculous (pre-tu-ber'ku-lus). Preceding the development of tubercle.

pretympanic (pre-tim-pan'ik). Situated in front of the tympanum.

preurethritis (pre"u-re-thri'tis). Inflammation of a part of the vulvar follicles before the urethral orifice.

prevalidin (pre-val'id-in). A proprietary camphor ointment used by inunction in phthisis (W. Koch).

preventive (pre-ven'tiv). Same as *prophylactic*.

preventologist (pre-ven-tol'o-jist). See *prophylactodontist*.

preventology (pre-ven-tol'o-je). Preventive dentistry; prophylactodontia.

preventorium (pre-ven-to're-um). An institution for the purpose of checking the spread of disease.

preventriculosis (pre"ven-trik-u-lo'sis) [L. *pre* in front of + *ventric'ulus* stomach] Closing of the cardiac opening of the stomach due to the action of the esophageal muscular fibers or of the peri-esophageal diaphragmatic structures. The term is said to be more accurate than the term "cardiospasm." Called also *preventricular stenosis*.

prevermis (pre-ver'mis). The superior vermiform process of the cerebellum.

prevertebral (pre-ver'te-bral). Situated ventrad of a vertebra.

prevertiginous (pre-ver-tij'in-us). Having the sense of being pushed from behind.

prevesical (pre-ves'ik-al) [L. *præ* before + *vesi'ca* bladder]. Situated in front of the bladder.

Prevost's sign (pra-vō'z') [Jean Louis *Prevost*, Swiss physician, born 1838]. See *sign*.

prezone (pre'zōn). Same as *prozone*.

prezymogen (pre-zi'mo-jen). A substance existing in the cell which becomes converted into zymogen.

priapism (pri'ap-izm) [L. *priapis'mus;* Gr. *πριαπισμός*]. Persistent abnormal erection of the penis, usually without sexual desire. It is seen in diseases and injuries of the spinal cord, and may be caused by vesical calculus and certain injuries to the penis.

priapitis (pri-ap-i'tis). Inflammation of the penis.

priapus (pri'ap-us). The penis.

Price-Jones curve or **method.** See under *curve.*

prickle-cell (prik'l). See *cell.*

prickly ash. See *Xanthoxylum.*

prickly-heat (prik'le-hēt). See *miliaria* and *lichen tropicus.*

prickly pear. See *Opuntia.*

Priessnitz bandage or **compress** (prēs'nits) [Vincent *Priessnitz,* a Silesian farmer, 1799–1852]. A cold wet compress.

Priestley's mass (prēst'lēz) [Joseph *Priestley,* English naturalist, the discoverer of oxygen, 1733–1804]. See under *mass.*

primæ viæ (pri'me vi'e) [L. " the first passages "]. The alimentary canal.

primal (pri'mal). A hair dye consisting of a solution of paratoluene-diamin with neutral sulphites.

primary (pri'ma-re) [L. *prima'rius* principal; *pri'mus* first]. First in order; principal.

primate (pri'māt). An individual belonging to the order Primates.

Primates (pri-ma'tēz) [L. *pri'mus* first]. The first or highest order of mammals, including man, apes, monkeys, and lemurs.

primerite (pri'mer-īt) [L. *pri'mus* first + Gr. *μέρος* part]. The anterior part of a cephalont. Cf. *deutomerite.*

primigravida (prīm-ig-rav'id-ah) [L. *pri'ma* first + *gra'vida* pregnant]. A woman who is pregnant for the first time.

primipara (pri-mip'ah-rah) [L. *pri'ma* first + *par'ere* to bear]. A woman who has given birth or is giving birth to her first child.

primiparity (pri-mip-ar'it-e). The condition or fact of being a primipara.

primiparous (pri-mip'ar-us). Bearing or having borne but one child.

primite (pri'mīt). Same as *protomerite.*

primitive (prim'it-iv) [L. *primiti'vus*]. First in point of time; original.

primordial (pri-mor'de-al) [L. *primordia'lis*]. Original or primitive; of the simplest and most undeveloped character.

primordium (pri-mor'de-um) [L. "the beginning"]. Same as *anlage.*

primulin (prim'u-lin) [L. *prim'ulus* primrose]. 1. A crystalline principle from cowslip-root. 2. A primrose-colored azo-dye of wide usefulness in color-printing fabrics by a quasiphotographic method.

princeps (prin'seps) [L. " chief "]. A name of certain arteries See *arteries, table of.*

principle (prin'sip-l) [L. *princip'ium*]. 1. A chemic component. 2. A substance on which certain of the properties of a drug depend. **active p.,** any constituent of a drug which helps to confer upon it a medicinal property. **immediate p., organic p., proximate p.,** any one of the more or less complex substances of definite chemic constitution into which a heterogeneous substance can be readily resolved. **ultimate p.,** a chemic element.

Prinos (pri'nos) [Gr. *πρῖνος* oak]. A genus or subgenus of aquifoliaceous shrubs, commonly assigned to the genus *Ilex* (holly). *P. verticilla'tus,* the black alder, or winterberry, of North America, has a tonic and astringent bark. Dose of fluidextract, 10–30 min. (0.666–2 c.c.).

prism (prizm) [Gr. *πρισμα*]. A solid with a triangular or polygonal cross-section. A triangular prism splits up a ray of light into its constituent colors, and turns or deflects light-rays toward its base. Prisms are used to correct deviations of the eyes, since they alter the apparent situation of objects. **p.-diopter,** a unit for measuring the angle of deviation. It is a prism which will deflect a ray of light 1 cm. at a plane 1 meter distant. It is only slightly greater than a centrad. **enamel-p.,** any one of the microscopic prisms or columns which make up the enamel of the teeth. **Maddox p.,** two prisms with their bases together: used in testing for torsion of the eyeball. **Nicol p.,** two slabs of Iceland spar cemented together and deflecting a ray of light in such a way that it is split in two, one part (the ordinary ray) being totally reflected and the other (polarized ray) passing through. **Risley's p.,** a prism which rotates in a metal frame marked with a scale: used in testing ocular muscles for imbalance.

pris'ma adamanti'num [B N A]. Enamel prism. See *prism.*

prismatic (priz-mat'ik). Shaped like a prism; produced by a prism.

prismoid (priz'moid). Resembling a prism.

prismoptometer (priz-mop-tom'et-er) [*prism* + *optometer*]. An instrument for testing the eye by means of a revolving prism.

prismosphere (priz'mo-sfēr) [*prism* + *sphere*]. A prism combined with a globular lens.

prisoptometer (priz-op-tom'et-er). Same as *prismoptometer.*

privates (pri'vets). The external genitalia.

privy (priv'e). A small out-house where excreta may be voided.

p. r. n. An abbreviation for Latin *pro re na'ta,* according as circumstances may require.

pro- [L. *pro;* Gr. *πρό* before]. A prefix signifying before.

proagglutinoid (pro-ag-lu'tin-oid). An agglutinoid that has a stronger affinity for the agglutinogen than has the agglutinin. **p. zone.** See under *zone.*

proal (pro'al) [Gr. *πρό* before]. Characterized by forward movement.

proamnion (pro-am'ne-on). That part of the embryonal area at the front and side of the head which remains without the mesoderm for some time; the primitive amnion.

pro-antithrombin (pro-an-te-throm'bin). A substance present in blood-plasm and blood-serum which is converted into antithrombin by a reaction with heparin.

proatlas (pro-at'las). A rudimentary vertebra which in some animals lies in front of the atlas: sometimes seen as an anomaly in man.

probang (pro'bang). A flexible rod with a ball, tuft, or sponge at the end: used in diseases of the esophagus or larynx. **ball-p.,** a probang with a ball or bulb at the end. **bristle-p., horse-hair p.,** one with an expansible tuft of bristles or horse-hairs at the end. **sponge-p.,** one which is tufted with sponge at the end.

probe (prōb) [L. *pro'ba; proba're* to test]. A slender, flexible instrument designed for introduction into a wound or cavity for purposes of exploration. **Amussat's p.,** a probe used in lithotrity. **Anel's p.,** a delicate probe for the lacrimal puncta and canals. **blunt p.,** a probe with a blunt end. **Bowman's p.,** one of a set of probes for use on the nasal ducts **bullet-p.,** one used for detecting the presence or determining the locality of a bullet. **drum-p.,** a probe with an attachment which emits a sound when it comes in contact with a foreign body. **electric p.,** one which on contact with a foreign body completes an electric circuit, so that a sound is made. **eyed p.,** one with a slit for a ligature or tape near one end. **Fluhrer's p.,** an aluminum probe for examining gunshot wounds of the brain. **Girdner's p.,** electric

probe. **lacrimal p.**, one designed for use on the tear-passages. **Lente's p.**, a silver probe having a bulb coated with silver nitrate. **Lilienthal's p.**, an apparatus for probing for bullets. It consists of a probe composed of two or four pieces of metal attached to two insulated copper wires which run to a mouthpiece composed of two plates, one of copper and one of zinc. These plates are applied to the side of the tongue and the probe inserted in the wound. If the probe touches a bullet, a distinct metallic taste is perceived. **Lucae's p.**, a probe in a hollow handle and operated by a spring, to apply massage in treating catarrhal otitis media. **meerschaum p.**, a probe with a meerschaum tip, which on contact with a leaden bullet becomes darkened. **Nélaton's p.**, a bullet-probe with an unglazed porcelain head. **scissors-p.**, a long, delicate pair of scissors that can be used as a probe. **telephonic p.** Same as *electric p.* **uterine p.**, a probe for uterine exploration. **vertebrated p.**, a flexible probe made up of jointed links. **wire p.**, a probe of steel wire.

probilin (pro-bi'lin). A preparation of salicylic acid with oleic acid salts, phenolphthalein, and menthol: used in infection of the biliary passages.

procain, procaine (pro'ka-in). Novocain manufactured in the United States. **p. hydrochlorid,** novocain. **p. nitrate,** the nitrate of para-aminobenzoyl-diethyl-amino-ethane, $NH_2.C_6H_4\,CO.O.(CH_2)_2N(C_2H_5)_2.HNO_3$: used like procain.

procatarctic (pro-kat-ark'tik). Predisposing: said of a cause of disease.

procatarxis (pro-kat-arks'is) [Gr.]. 1. A predisposing cause. 2. Predisposition; also the production of a disease partially as a result of predisposition.

procelous, procœlous (pro-se'lus) [Gr. *πρό* before + *κοῖλος* hollow]. Concave anteriorly.

procephalic (pro-sef-al'ik) [Gr. *πρό* before + *κεφαλή* head]. Pertaining to the anterior part of the head.

procercoid (pro-ser'koid). One of the larval stages of fish tapeworms

procerus (pro-se'rus). The pyramidalis muscle.

process (pros'es) [L. *proces'sus*]. A slender projecting point **A. B. C. p.** See *A. B. C. method,* under *method.* **acromion p.** Same as *acromion.* **alar p's,** the small wing-like processes of the crista galli around the foramen cæcum. **alveolar p.**, the ridge projecting from the lower surface of the body of the maxilla containing the alveoli of sockets of the upper teeth; the term is also applied to the upper border of the body of the mandible containing the alveoli of the lower teeth. **angular p's, internal** and **external,** the two processes which terminate the supra-orbital arch of the frontal bone. **apex-p., apical p.**, a large process from the apex of the cells of the cerebral cortex. **articular p.**, one of the small processes from the upper and lower surfaces of the vertebræ, by means of which the vertebræ articulate with each other. **auditory p.**, the bony tube of the auditory meatus. **axis-cylinder p.**, a nerve-cell process continuous with the axis-cylinder; a neuraxon. See *nerve-cell.* **basilar p.**, the projection of the occipital bone in front of the foramen magnum articulating with the sphenoid. **Beccari p.**, a method of garbage disposal by reduction by bacterial fermentation in closed cells. **belemnoid p.** See *styloid p.* **Blumenbach's p.**, the uncinate process. **capitular p.**, the articular process on a vertebra for the head of a rib. **caudate p.**, that portion of the liver which connects the right lobe and the caudate lobe. **ciliary p's,** the fringe-like processes that encircle the margin of the eye-lens. **Civinini's p.** See *Civinini's spine,* under *spine.* **clavate p.**, a point on the posterior pyramid of the oblongata, near the apex of the fourth ventricle. **clinoid p.**, der of the lesser wing of the sphenoid. **clinoid p's, middle,** two small eminences of the sphenoid bone, one on either side of the pituitary fossa. **clinoid p's, posterior,** two tubercles of the sphenoid, one at each superior angle of the dorsum epiphyii. **cochleariform p.**, the bony plate which divides the canal of the eustachian tube from that of the tensor tympani. **condyloid p.**, the condyle of the lower jaw with its neck. **conoid p.**, the tuberosity of the clavicle. **coracoid p.**, a projection from the anterior and upper edge of the scapula. **coronoid p.** 1. A wide eminence at the proximal end of the ulna before the olecranon. 2. A conic prominence ascending from the upper anterior part of the ramus of the lower jaw-bone. 3. The coracoid process. **costal p.**, the anterior root of the transverse process of a cervical vertebra. **Deiters's p.**, a neuraxon, or axis-cylinder process. See *nerve-cell.* **dendritic p.**, any branched process of a nerve-cell. **dental p.** Same as *alveolar p.* **ensiform p.**, the xiphoid process **epiphyseal p.** Same as *epiphysis.* **ethmoid p.**, a projection from the upper border of the inferior turbinated bone. **falciform p.** 1. The upper and outer border of the saphenous opening. 2. The falx cerebri. **floccular p.**, the flocculus. **folian p., p. of Folius,** the long process, or processus gracilis, of the malleus. **frontal p.** Same as *frontosphenoidal process.* **frontonasal p.**, a process of bone in the fetus which develops into the forehead and bridge of the nose. **frontosphenoidal p**, the ascending process of the malar bone uniting with the external angular process of the frontal bone. **funicular p.**, that portion of the tunica vaginalis which surrounds the spermatic cord. **globular p.**, an eminence at either angle of the nose (in the embryo). **Gottstein's basal p.**, any attenuated basal process connecting the basilar membrane of the organ of Corti with an outer hair-cell. **Gowers's intermediate p.**, the lateral horn of gray substance of the spinal cord. **hamular p.** 1. A hook-like process on the lower extremity of the internal pterygoid plate. 2. A hook-like point of the lacrimal bone which unites with the lacrimal tubercle of the upper maxillary bone. **head p.**, an axial strand of cells in the embryo extending forward from the primitive knot; called also *notochordal plate* **infundibular p.**, the neural portion of the hypophysis cerebri. **Ingrassias's p's,** the lesser wings of the sphenoid bone. **intrajugular p.**, a small process from the middle of the jugal notch of both the occipital and temporal bones. **jugular p.**, a process of the occipital bone touching the jugular foramen. **lacrimal p.**, a process of the inferior turbinated bone which joins with the lacrimal bone. **lenticular p.**, one of the processes of the malleus; the orbicular bone. **long p.** 1. A process which connects the orbiculare to the incus proper. 2. The long, slender process projecting from the anterior surface of the malleus **MacLachlan's p.** See *MacLachlan's method,* under *method.* **malar p.**, the eminence by which the superior maxilla articulates with the malar bone. **mammillary p.**, a tubercle on each superior articular process of the lumbar vertebræ. **mastoid p.**, the conic projection at the base of the mastoid portion of the temporal bone. **maxillary p.**, the bony plate which descends from the ethmoid process of the inferior turbinated bone **mental p.**, a triangular prominence at the lower part of the symphysis of the mandible. **nasal p.**, a part of the lateral wall of the upper jaw-bone. **odontoid p.**, a tooth-like point of the axis which ascends and unites with the atlas. **olecranon p.** Same as *olecranon.* **olivary p.**, a small oval point behind the optic groove of the sphenoid bone. **orbital p.** 1. A process of the palate bone which passes upward and outward. 2. A process which goes inward from the inner surface of the upper jaw-bone, forming part of the floor of the nostril and the roof of the mouth. 3. The end of the long process of the incus.

maxillary bone. **papillary p.**, the rounded left lower angle of the caudate lobe of the liver. **paramastoid p.**, a process which in man is represented by a tubercle on the under surface of the jugular process. **paroccipital p.**, paramastoid process. **postglenoid p.**, a tubercle which separates the glenoid fossa from the auditory process. **progressive p.**, a bodily process which continues after it has ceased to be of use to the body. **protoplasmic p.**, any process of a nerve-cell not continued as an axis-cylinder. See *nerve-cell*. **pterygoid p.** 1. A process of the palate bone, on its posterior edge articulating with the sphenoid bone. 2. A process on either side of the sphenoid bone, descending from the points of junction of the greater wings with the body of the bone. **pterygospinous p.** Same as *Civinini's spine*. See *spine*. **pyramidal p.**, the pterygoid process of the palate bone. **Rau's p., ravian p.**, the long process of the malleus. **Riedel's p.**, a strap-shaped process of the liver sometimes developed over the gall-bladder in cholelithiasis. **short p.**, one of the processes of the malleus; also one of the incus. **sphenoid p.**, one of the processes of the palate bone going upward and inward. **spinous p.** 1. That part of a vertebra which projects backward from the arch, giving attachment to muscles. 2. A backward prolongation from the lower angle of the great wing of the sphenoid bone. 3. Any one of the four spines of the ilium. **styloid p.** 1. The conic eminence behind the head of the fibula. 2. A projection on the outer part of the distal end of the radius. 3. A long spine extending downward from the lower surface of the temporal bone. 4. An eminence on the inner side of the distal end of the ulna. **subgerminal p.**, outgrowths from the inner surface of the epiblast. **superior vermiform p.**, upper part of median lobe of cerebellum. **temporal p.**, the posterior angle by which the malar bone articulates with the zygomatic process of the temporal bone. **Tomes' p.**, a process from an enamel-cell, around which calcification occurs. **transverse p.**, a process on either side of a vertebra. **trochlear p.**, a bony spine projecting from the outer side of the os calcis and forming the attachment for the external annular ligament. Called also *peroneal spine*. **unciform p., uncinate p.** 1. A hooked projection from the ethmoid and one from the unciform bone; also, a hook at the anterior end of the gyrus of the hippocampus. 2. The lesser pancreas. **vaginal p.** 1. A ridge on the lower surface of the temporal bone partly inclosing the styloid process. 2. A process on the inferior surface of the body of the sphenoid, running inward from the base of the pterygoid process. 3. A slip of the peritoneum taken down by the descending testis into the scrotum, where it becomes the tunica vaginalis. **vermiform p.** 1. The *superior* is a median elevated lobe, joining the two hemispheres of the cerebellum. 2. The *inferior* is a projection from the bottom of the valley of the under surface of the cerebellum. 3. The appendix vermiformis. **vocal p.**, the process of the arytenoid cartilage to which the vocal cord is attached. **xiphoid p.**, the pointed process of cartilage, supported by a core of bone, connected with the lower end of the body of the sternum; called also *ensiform cartilage* or *process*. **zygomatic p.**, a process of the temporal bone forming a thin, narrow projection, bounding the squamous portion of the temporal bone below; also a long, serrated portion of the malar bone which connects with the foregoing, forming the zygomatic arch, or zygoma.

processus (pro-ses'us). Latin for *process* or *processes*. **p. accesso'rius** [B N A]. Same as *anapophysis*. **p. ante'rior [fo'lii]**, **p. ante'rior mal'lei** [B N A], a long process of the malleus. **p. az'ygos**, the rostrum of the sphenoid bone. **p. bre'vis**, the short process of the malleus; also the short process of the incus. **p. cauda'tus** [B N A]. See *caudate process*, under *process*. **p. cilia'res** [B N A], the ciliary processes. **p. clinoi'deus**, the clinoid process. See *process*. **p. cochlearifor'mis** [B N A], the cochleariform process. **p. e cerebel'lo ad medul'lam**, the restiform bodies. **p. e cerebel'lo ad pon'tem**, the middle peduncles of the cerebellum. **p. e cerebel'lo ad tes'tes**, the superior peduncles of the cerebellum. **p. ferrei'ni**, pyramid of Ferrein. **p. fronta'lis**, the nasal process. **p. gra'cilis**, the long process of the malleus. **p. of Ingrass'sias**, the lesser wing of the sphenoid. **p. latera'lis mal'lei** [B N A], the short process of the malleus **p. lenticula'ris** [B N A], the orbicular bone after it has become attached to the malleus. **p. pyramida'lis** [B N A], the pterygoid process of the palate bone. **p. reticula'ris.** See under *formatio reticularis*. **p. tuba'rius**, a process on the inner pterygoid plate of the sphenoid, supporting the cartilage of the eustachian tube. **p. vagina'lis peritonæ'i** [B N A]. Same as *canal of Nuck*. **p. vermifor'mis** [B N A], the vermiform appendix. See *appendix*. **p. voca'lis** [B N A], the vocal process. **p. xiphoi'deus** [B N A], the xiphoid process.

prochondral (pro-kon'dral). Occurring previous to the formation of cartilage.

prochordal (pro-kor'dal). In front of the notochord.

prochoresis (pro-ko-re'sis) [Gr. προχώρησις advancement]. The propulsion of food through the pylorus or along the alimentary canal.

prochorion (pro-ko're-on). 1. The thin zona pellucida of the fertilized ovum when it reaches the uterus. 2. The coating of albuminous matter which the ovum receives as it passes along the oviduct.

Prochownick's diet (pro-kov'niks) [Ludwig *Prochownick*, German obstetrician, born 1851]. See under *diet*.

prochromatin (pro-kro'mat-in). The substance composing the true nucleoli; paranuclein.

prochromosome (pro-kro'mo-sōm). Chromosome-like bodies in resting nuclei.

prochymosin (pro-ki'mo-sin). Same as *renninogen*.

procidentia (pro-sid-en'she-ah) [L.]. A prolapse, or falling down.

procœlia (pro-se'le-ah) [Gr. πρό before + κοιλία hollow]. The lateral ventricle of the brain.

procœlous (pro-se'lus) [Gr. πρό before + κοῖλος hollow]. Concave on the anterior surface.

procreation (pro-kre-a'shun) [L. *procrea'tio*]. The act of begetting.

procreative (pro'kre-a-tiv). Concerned in procreation; able to beget.

proctagra (prok'tag-rah, prok-ta'grah) [Gr. πρωκτός anus + ἄγρα seizure]. Pain in and around the anus.

proctalgia (prok-tal'je-ah) [Gr. πρωκτός anus + ἄλγος pain]. Neuralgia of the lower rectum.

proctatresia (prok-tat-re'ze-ah) [Gr. πρωκτός anus + *a* priv. + τρῆσις perforation]. Imperforation of the anus.

proctectasia (prok-tek-ta'ze-ah) [Gr. πρωκτός anus + ἔκτασις dilatation]. Dilatation of the rectum or of the anus.

proctectomy (prok-tek'to-me) [Gr. πρωκτός anus + ἐκτομή excision]. Surgical removal of the rectum.

proctencleisis (prok-ten-kli'sis) [Gr. πρωκτός anus + ἐγκλείειν to shut in]. Constriction, or stenosis, of the lower rectum.

proctеurynter (prok'tu-rin-ter) [Gr. πρωκτός anus + εὐρύνειν to widen]. A bag-like device used in dilating the rectum.

proctitis (prok-ti'tis). Inflammation of the rectum. **epidemic gangrenous p.**, a disease of the northern part of South America and the Fiji and other

islands of the South Pacific Ocean, marked by rapidly spreading ulceration of the anus and lower bowel, with bloody discharges, fever, and great prostration.

proctocele (prok'to-sēl) [Gr. *πρωκτός* anus + *κήλη* hernia]. Hernial protrusion of a part of the rectum.

proctoclysis (prok-tok'lis-is) [Gr. *πρωκτός* rectum + *κλύσις* a drenching]. The slow injection of large quantities of liquid into the rectum. Called also *Murphy drip*. See *Murphy's method* (2d def.), under *method*.

proctococcypexy (prok-to-kok'se-pek-se) [Gr. *πρωκτός* anus + *κόκκυξ* coccyx + *πηγνύναι* to fix]. The fastening of the rectum to the coccyx by sutures.

proctocolitis (prok-to-ko-li'tis). Inflammation of the rectum and colon.

proctocolonoscopy (prok"to-ko-lon-os'ko-pe). Inspection of the interior of the rectum and lower colon.

proctocystoplasty (prok-to-sis'to-plas-te) [Gr. *πρωκτός* anus + *κύστις* bladder + *πλάσσειν* to form]. A plastic operation on the rectum and bladder.

proctocystotomy (prok"to-sis-tot'o-me) [Gr. *πρωκτός* anus + *κύστις* bladder + *τομή* cut]. The rectovesical operation for stone in the bladder.

proctodeum, proctodæum (prok-to-de'um) [Gr. *πρωκτός* anus + *δαίειν* to divide]. A fold or invagination of the epiblast of the embryo at the point where later the anus is formed.

proctodynia (prok-to-din'e-ah) [Gr. *πρωκτός* anus + *ὀδύνη* pain]. Pain in or about the anus.

procto-elytroplasty (prok"to-el'it-ro-plas-te) [Gr. *πρωκτός* anus + *ἔλυτρον* vagina + *πλάσσειν* to form]. A plastic operation on the rectum and vagina.

proctologic (prok-to-loj'ik). Pertaining to proctology.

proctologist (prok-tol'o-jist). A practitioner skilled in proctology.

proctology (prok-tol'o-je) [Gr. *πρωκτός* anus + *λόγος* discourse]. The branch of medicine treating of the rectum and its diseases.

proctoparalysis (prok"to-par-al'is-is) [Gr. *πρωκτός* anus + *paralysis*]. Paralysis of the muscles of the anus and rectum.

proctopexy (prok'to-peks-e) [Gr. *πρωκτός* anus + *πηγνύναι* to fix]. The fixation of the rectum to some other part by suture.

proctophobia (prok-to-fo'be-ah) [Gr. *πρωκτός* anus + *φόβος* fear]. The mental state of apprehension common in persons with rectal disease.

proctoplasty (prok'to-plas-te) [Gr. *πρωκτός* anus + *πλάσσειν* to form]. Plastic surgery of the rectum and anus.

proctoplegia (prok-to-ple'je-ah) [Gr. *πρωκτός* anus + *πληγή* stroke]. Same as *proctoparalysis*.

proctopolypus (prok-to-pol'ip-us) [Gr. *πρωκτός* anus + *polypus*] Polypus of the rectum.

proctoptoma (prok-top-to'mah). Proctoptosis.

proctoptosis (prok-top-to'sis) [Gr. *πρωκτός* anus + *πτῶσις* fall]. Prolapse of the anus.

proctorrhaphy (prok-tor'af-e) [Gr. *πρωκτός* rectum + *ῥαφή* seam]. The stitching, or suturation, of the rectum.

proctorrhea, proctorrhœa (prok-tor-e'ah) [Gr. *πρωκτός* anus + *ῥοία* flow]. A mucous discharge from the anus.

proctoscope (prok'to-skōp) [Gr. *πρωκτός* anus + *σκοπεῖν* to inspect]. A speculum for inspecting the rectum. **Tuttle's p.**, a rectal speculum with an electric light at its extremity and an arrangement for inflating the rectal ampulla.

proctoscopy (prok-tos'ko-pe) [Gr. *πρωκτός* rectum + *σκοπεῖν* to view]. Inspection of the rectum.

proctosigmoidectomy (prok"to-sig-moi-dek'to-me) [Gr. *πρωκτός* anus + *sigmoid* + Gr. *ἐκτομή* excision]. Excision of the anus and sigmoid flexure.

proctosigmoiditis (prok"to-sig-moi-di'tis). Inflammation of the rectum and sigmoid.

proctospasm (prok'to-spazm) [Gr. *πρωκτός* rectum + *spasm*]. Spasm of the rectum.

proctostasis (prok-tos'tas-is) [Gr. *πρωκτός* rectum + *στάσις* stoppage]. Constipation due to anesthesia of the rectum to the stimulus of defecation.

proctostenosis (prok"to-sten-o'sis) [Gr. *πρωκτός* rectum + *στένωσις* narrowing]. Stricture of the rectum or anus.

proctostomy (prok-tos'to-me) [Gr. *πρωκτός* anus + *στόμα* mouth]. The creation of a permanent opening into the rectum.

proctotome (prok'to-tōm) [Gr. *πρωκτός* anus + *τέμνειν* to cut]. A knife for proctotomy.

proctotomy (prok-tot'o-me) [Gr. *πρωκτός* anus + *τέμνειν* to cut]. The cutting of an anal or rectal stricture; the opening of an imperforate anus. **external p.**, that done on or near the sphincter. **internal p.**, an incision of the rectum from within above the sphincter.

proctotoreusis (prok"to-to-ru'sis) [Gr. *πρωκτός* anus + *τόρευσις* boring]. The making of an artificial anus.

proctotresia (prok-to-tre'se-ah). Proctotoreusis.

proctovalvotomy (prok"to-val-vot'o-me). The operation of cutting the rectal valves.

procumbent (pro-kum'bent). Lying on the face.

procursive (pro-kur'siv) [L. *procursi'vus*]. Characterized by a tendency to run forward.

procurvation (pro-kur-va'shun) [L. *procurva're* to bend forward]. A bending forward, as of the body.

prodigiosin (pro-dij-e-o'sin). The red pigment formed by cultures of *Erythrobacillus prodigiosus*.

prodigiosus toxin (pro-dij-e-o'sus). See *toxin*.

prodromal (pro-dro'mal). Premonitory; indicating the approach of a disease.

prodrome (pro'drōm) [L. *prod'romus;* Gr. *πρόδρομος* forerunning]. A premonitory symptom or precursor; a symptom indicating the onset of a disease.

prodromic, prodromous (pro-dro'mik, prod'ro-mus). Prodromal.

product (prod'ukt). Something produced. **anaphylactic reaction p.** See *anaphylactin*. **substitution p.**, a chemic product obtained by substituting for one element in a molecule an atom or radical of another substance. **Vaughan's split p's**, a protein which has been split up into a poisonous and a non-poisonous part, the former soluble in the menstruum, the latter not. The former is called the "poison"; the latter, the "residue."

productive (pro-duk'tiv). Producing or forming, especially producing new tissue.

proemial (pro-e'me-al) [*pro'em* a prelude]. Introductory; serving as an introduction or indication; prodromal; potentially dangerous, as proemial breast.

proencephalon (pro-en-sef'al-on). Same as *prosencephalon*.

proencephalus (pro-en-sef'al-us) [Gr. *πρό* before + *ἐγκέφαλος* brain]. A monster with a part of the brain protruding from a frontal fissure.

proenzyme (pro-en'zīm). Same as *zymogen*.

proetia (pre-o'she-ah). Incorrect form of *proiotia*.

proerythroblast (pro-er-ith'ro-blast) [Gr. *πρό* before + *erythroblast*]. Same as *hematoblast*.

proerythrocyte (pro-er-ith'ro-sīt) [Gr. *πρό* before + *erythrocyte*]. Same as *hematoblast*.

proestrum, procestrum (pro-es'trum) [Gr. *πρό* before + *æstrum*]. The period just before the occurrence of the estrum in animals.

proferment (pro-fer'ment). Same as *zymogen*.

proferrin (pro-fer'in). Iron nucleoproteid, a brownish powder containing 10 per cent. of organic iron. Dose, 5–10 gr. (0.333–0.666 gm.).

professional (pro-fesh'un-al). Pertaining to one's profession or occupation.

Profeta's law (pro-fa'tahz) [Guiseppe *Profeta*, Italian physician]. See *law*.

Profichet's syndrome (pro-fe-shāz') [Georges Charles *Profichet*, French physician, born 1873]. See *syndrome*.

profilograph (pro'fil-o-graf) [*profile* + Gr. *γράφειν* to draw]. A device for recording the profile of the face.

profilometer (pro-fi-lom'et-er). An apparatus for securing the profile and outlining it on paper.

Proflagellata (pro-flag-el-a'tah). Doflein's name for a proposed group to embrace organisms supposed to be transitional from bacteria to flagellates, *i. e.*, the spirochetes.

proflavine (pro-fla'vin). Diamino-acridine sulphate, $CH(NH_2.C_6H_3)_2NH.SO_2.OH$, a reddish-brown crystalline powder: used like acriflavin in the treatment of infected wounds.

profondometer (pro-fon-dom'et-er). An apparatus for locating a foreign body by the fluoroscope by obtaining three lines of sight which intersect at the foreign body.

profunda cervi'cis (pro-fun'dah), **p. fem'oris.** See *arteries, table of*.

progamous (prog'am-us) [Gr. *πρό* before + *γάμος* marriage]. Previous to fertilization of the ovum.

proganol (pro'ga-nol). An organic silver preparation, silver proteinate, containing 8.3 per cent. of silver.

progaster (pro'gas-ter) [Gr. *πρό* before + *γαστήρ* stomach]. The archenteron.

progastrin (pro-gas'trin). Gastrin that has not been activated.

progenital (pro-jen'it-al). On the external surface of the genitals.

progeria (pro-je're-ah) [Gr. *πρό* before + *γῆρας* old age]. Premature old age; specifically a form of infantilism marked by small stature, absence of facial and pubic hair, wrinkled skin, gray hair, and the facial appearance, attitude, and manner of old age (Gilford).

proglossis (pro-glos'is) [Gr. *προγλωσσίς*]. The tip of the tongue.

proglottid (pro-glot'id). Proglottis.

proglottis (pro-glot'is), pl. *proglot'tides* [*pro-* + *glottis*]. Any one of the joints of a tape-worm.

prognathism (prog'nath-izm). The condition of being prognathous; marked projection of the jaw.

prognathometer (prog-nath-om'et-er) [*prognathism* + Gr. *μέτρον* measure]. An instrument for measuring the form and degree of prognathism.

prognathous (prog'nath-us) [Gr. *πρό* before + *γνάθος* jaw]. Having projecting jaws.

prognose (prog-nōs'). To forecast the course and outcome of a disease.

prognosis (prog-no'sis) [Gr. *πρόγνωσις* foreknowledge]. A forecast as to the probable result of an attack of disease; the prospect as to recovery from a disease afforded by the nature and symptoms of the case.

prognostic (prog-nos'tik). 1. Affording an indication as to prognosis. 2. A symptom or sign on which a prognosis may be based.

prognosticate (prog-nos'tik-āt). To state or determine the probable outcome of an attack of disease.

prognostician (prog-nos-tish'an). One who is skilled in prognosis.

progonoma (pro-gon-o'mah) [Gr. *πρό* before + *γόνος* sperm + *-ωμα* tumor]. A tumor due to misplacement of tissue as the result of fetal atavism to a stage which does not occur in the life-history of the species, but which does occur in ancestral forms of the species.

progression (pro-gresh'un). The act of moving or walking forward. **backward p.**, walking backward: an act seen in certain nervous diseases. **cross-legged p.**, a walk in which the toes are turned in and the foot is placed in front of its fellow. **metadromic p.**, one of the sequelæ of epidemic encephalitis, consisting in the fact that a person who is barely able to walk may have no difficulty in running.

progressive (pro-gres'iv). Advancing; going forward; of a disease, going from bad to worse.

proiodin (pro-i'o-din). A proprietary compound of iodin and milk albumin: used in syphilis, scrofula, etc.

proiotia (pro-e-o'she-ah) [Gr. *πρωί* early]. Sexual or genital precocity.

projection (pro-jek'shun) [L. *pro* forward + *ja'cer* to throw]. 1. A throwing forward, especially the act of referring impressions made on the sense-organs to their proper source, so as to locate correctly the objects producing them. 2. The act of extending or jutting out; also a part that juts out. **erroneous p.**, a misjudging of the position of an object, due to weakness of the eye-muscles.

projectoscope (pro-jek'to-skōp). An apparatus for throwing pictures on a screen by reflected light.

projodin (pro-i'o-din). An iodin-casein compound, a yellowish powder: called also *lactojod*.

prolabium (pro-la'be-um) [L. *pro* before + *la'bium* lip]. The exposed red part of the lip.

prolamin (pro-lam'in). Any one of a group of proteins found in cereals. They are soluble in alcohol (70–80 per cent.), but insoluble in water and absolute alcohol. They are also called *alcohol-soluble proteins*.

prolapse (pro'laps) [L. *prolap'sus; pro* before + *la'bi* to fall]. The falling down, or sinking, of a part or viscus; procidentia. **p. of the cord**, premature expulsion of the umbilical cord in labor. **p. of the iris**, protrusion of the iris through a wound in the cornea. **Morgagni's p.**, chronic inflammatory hyperplasia of the mucosa and submucosa of the sacculus laryngis.

proleptic (pro-lep'tik). Occurring ahead of the usual time: said of a periodic disease whose paroxysms return at successively shorter intervals.

proleucemia (pro-lu-se'me-ah). Leukanemia.

proleukemia (pro-lu-ke'me-ah). Leukanemia.

proleukocyte (pro-lu'ko-sīt). Same as *leukoblast*.

proliferate (pro-lif'er-āt). To grow by the reproduction of similar cells.

proliferating (pro-lif'er-a-ting). Reproducing or multiplying in similar forms; applied to certain cells and morbid cysts.

proliferation (pro-lif-er-a'shun) [L. *pro'les* offspring + *fer're* to bear]. The reproduction or multiplication of similar forms, especially of cells and morbid cysts.

proliferative, proliferous (pro-lif'er-a-tiv, pro-lif'er-ous). Characterized by proliferation.

prolific (pro-lif'ik) [L. *prolif'icus*]. Fruitful; productive.

proligerous (pro-lij'er-us) [L. *pro'les* offspring + *fer're* to bear]. Producing an ovum.

prolin, proline (pro'lin). Alpha-pyrrolidin carboxylic acid, $C_4H_7(NH).COOH$; one of the cleavage products (amino-acids) from the protein molecule (Emil Fischer, 1901).

promegaloblast (pro-meg'al-o-blast). A cell developing from a lymphoidocyte and developing into a megaloblast.

prominence (prom'in-ens) [L. *prominen'tia*]. A projection. **laryngeal p.** See *prominentia lar-*

yngea. **malleolar p.,** a small projection at the upper extremity of the stria malleolaris, formed by the lateral process of the malleus. **spiral p.,** a portion of the spiral ligament projecting into the scala media along the lower edge of the stria vascularis. **styloid p.,** en eminence on the posterior wall of the tympanic cavity.

prominentia (prom-in-en'she-ah) [L.]. A prominence. **p. laryn'gea** [B N A]. The laryngeal prominence; the Adam's apple.

promitosis (pro-mit-o'sis). A simple form of cell division seen in tumor cells, in which the nucleolus or karyosome divides as in mitosis, the rest of the division simulating amitosis.

promontorium (prom-on-to're-um) [B N A]. See *promontory.*

promontory (prom'on-to-re) [L. *promonto'rium*]. A projecting eminence or process **double p.,** a sacrum in which the second segment is bent backward, forming an angle with the first segment; the second segment is called **false p. p. of the sacrum,** the upper and projecting part of the sacrum. **p. of the tympanum,** the prominence on the inner wall of the tympanum formed by the first turn of the cochlea.

promyelocyte (pro-mi'el-o-sīt) [Gr. *πρό* before + *myelocyte*]. A large uninuclear cell of myeloid origin seen in the blood in certain forms of leukemia Called also *granular leukoblast.*

pronation (pro-na'shun) [L. *prona'tio*]. The act of turning the palm of the hand downward.

pronatoflexor (pro-na-to-flek'sor). Both pronator and flexor.

pronator (pro-na'tor) [L.]. See *muscles, table of.*

pronaus (pro'na-us) [Gr. *πρό* before + *νάος* temple]. The vestibule of the vagina.

prone (prōn) [L. *pro'nus*]. Lying with the face downward; of the hand, having the palm turned downward.

pronephron, pronephros (pro-nef'ron, pro-nef'ros) [Gr. *πρό* before + *νεφρός* kidney]. The primordial kidney; a structure developing in the embryo before the wolffian body. It forms the anterior section of the wolffian body and opens into the cloaca by the mullerian duct.

pronograde (pro'no-grād) [L. *pro'nus* bent downward + *gra'di* to walk]. Carrying the body in a horizontal position, as distinguished from *orthograde:* said of quadrupeds.

pronometer (pro-nom'et-er). An instrument for measuring the amount of pronation or supination of the forearm.

pronucleus (pro-nu'kle-us). The nucleus of the egg-element (*female p.*) or of the sperm-element (*male p.*) during fertilization of the ovum by the spermatozoön.

proœstrum. See *proestrum.*

proötic (pro-ot'ik) [Gr. *πρό* before + *οὖς* ear]. Situated in front of the ear.

propaesin (pro-pa'es-in). See *propäsin.*

propagation (prop-ag-a'shun). Reproduction.

propagative (prop'ag-a-tiv). Pertaining to or concerned in propagation.

propalinal (pro-pal'in-al) [Gr. *πρό* before + *πάλιν* back]. Having a backward and forward direction or motion.

propane (pro'pān). A volatile liquid or gaseous hydrocarbon, C_3H_8, from petroleum.

propäsin, propaesin (pro-pa'e-sin). Paraminobenzoic acid propyl ester, $NH_2.C_6H_4.COOC_3H_7$, a colorless, crystalline compound: used as a local anesthetic in dermatology and in gastro-intestinal disorders.

prop-cells (prop'selz). See *supporting cells,* under *cell.*

propedeutic, propædeutic (pro-pe-du'tik) [Gr. *πρό* before + *παιδεύειν* to teach]. Pertaining to preliminary instruction.

propedeutics, propædeutics (pro-pe-du'tiks). Preliminary instruction.

propene (pro'pēn). Propylene.

propenyl (pro-pe'nil). Same as *glyceryl.*

propepsin (pro-pep'sin). Same as *pepsinogen.*

propeptone (pro-pep'tōn). Same as *hemialbumose.*

propeptonuria (pro-pep-to-nu're-ah). Same as *hemialbumosuria.*

properitoneal (pro"per-it-o-ne'al). Situated between the parietal peritoneum and the abdominal wall. See under *hernia.*

prophase (pro'fāz). The first stage in mitosis, including all the processes up to the metaphase or longitudinal splitting of the chromosomes. See *mitosis.*

prophylactic (pro-fil-ak'tik) [Gr. *προφυλακτικός*]. Tending to ward off disease; also a remedy so acting. **Haffkine's p.** See *Haffkine's vaccine,* under *vaccine.* **typhoid p.** See *typhoid vaccine,* under *vaccine.*

prophylactodontia (pro-fil-ak"to-don'she-ah). Preventive dentistry; the branch of dentistry which specializes in preventing dental and oral disease and malformation.

prophylactodontist (pro-fil-ak-to-don'tist). A specialist in prophylactodontia.

prophylaxis (pro-fil-aks'is) [Gr. *προφυλάσσειν* to guard]. The prevention of disease, preventive treatment. **dental p.,** prophylactodontia. **oral p.,** the prevention of disease of the mouth and teeth. **serum p.,** prevention of disease by the use of immune sera.

propion (pro'pe-on). Diethyl ketone; a mobile fluid, $C_2H_5.CO.C_2H_5$: sedative and hypnotic. Dose, 8–45 min. (0.5–3 c.c.).

propionic acid (pro-pe-on'ik). See under *acid.*

propionitril (pro-pi-o-ni'tril). Ethyl cyanid.

propionylphenetidin (pro-pi"o-nil-fen-et'id-in). Same as *triphenin.*

proplex, proplexus (pro'pleks, pro-pleks'us). The choroid plexus of the lateral ventricle of the brain.

propol (pro'pol). A proprietary disinfectant for wounds and instruments.

propolisin (pro-pol'is-in). A reddish-brown liquid prepared from beeswax; a vulnerary, antiseptic, and disinfectant.

proponal (pro'po-nal). A colorless, crystalline substance, dipropylmalonylurea, $(C_3H_7)_2C(CO.NH)_2CO$: used as a hypnotic like veronal. Dose, 3–8 gr. (0.2–0.53 gm.).

propons (pro'pons) [L. *pro* before + *pons* bridge]. The delicate plates (*al'æ pon'tis*) of white substance which pass transversely across the anterior end of the pyramid and just below the pons varolii; the ponticulus.

proposote (pro'po-sōt). Creosote phenylpropionate: used in affections of the lung. Dose, 10–20 min. (0.6–1.3 c.c.).

proprioceptive (pro"pre-o-sep'tiv). Receiving stimulations within the tissues of the body.

proprioceptor (pro"pre-o-sep'tor). The apparatus which receives stimulations within the tissues of the body, which are due to the processes within the organism itself. See *receptor* (2d def.).

propriospinal (pro-pre-o-spi'nal). Pertaining wholly to the spinal cord.

proptometer (pro-tom'et-er) [Gr. *πρόπτωσις* protrusion + *μέτρον* measure]. An instrument for measuring protrusion; especially, a scale for measuring the amount of exophthalmos.

proptosis (pro-to'sis) [Gr. *πρόπτωσις*]. A forward displacement; a projecting.

propulsion (pro-pul'shun) [L. *pro* forward + *pel'lere* to thrust]. Tendency to fall forward in walking; also festination.

propyl (pro'pil). The univalent chemical radical, C_3H_7 or $CH_3.CH_2.CH_2$.

propylamin (pro-pil-am'in). A liquid amin or base, $CH_3.CH_2.CH_2.NH_2$, derivable from narcotin, etc. It occurs in two forms, normal propylamin and isopropylamin. The former is a colorless liquid, of strong ammoniacal odor, soluble in water, derived from cultures of bacteria of the feces. It has been used as an antirheumatic, sedative, and antispasmodic in chorea, hysteria, etc. Dose, 1–5 min. (0.066–0.333 c.c.).

propylene (prop'il-ēn). A gaseous hydrocarbon, $CH_3.CH:CH_2$, of the olefin series. It has anesthetic properties.

propyrin (pro-pi'rin). Sodium thymobenzoate.

pro re nata (pro re na'tah). Latin for *according to circumstances*.

prorennin (pro-ren'in). Same as *renninogen*.

prorrhaphy (pro'raf-e) [Gr. *πρό* forward + *ῥάφη* suture]. Same as *advancement*.

prorsad (pror'sad) [L. *pror'sum* forward]. In a forward direction.

proscolex (pro-sko'leks), pl. *prosco'lices* [Gr. *πρό* before + *σκώληξ* worm]. The embryonic form of a cestode worm just after leaving the egg.

prosecretin (pro-se-kre'tin). The supposed precursor of secretin, thought to be contained in epithelial cells and to be converted into secretin on hydrolysis with acids.

prosector (pro-sek'tor) [L.]. One who dissects anatomic subjects for demonstration.

prosencephalon (pros-en-sef'al-on) [Gr. *πρός* before + *ἐγκέφαλος* brain] The forebrain; the anterior part of the anterior cerebral vesicle of the embryo which develops into the cerebral hemispheres, the corpora striata, and the olfactory lobes.

prosserozym, prosserozyme (pro-se'ro-zīm). See under *serozyme*.

proso (pro'so). A Russian variety of millet recommended as a table cereal

prosocele, prosocœle (pros'o-sēl) [Gr. *πρός* before + *κοιλία* a hollow]. The foremost cavity of the brain; the ventricular cavity of the prosencephalon.

prosodemic (pros-o-dem'ik) [Gr. *πρόσω* forward + *δῆμος* people]. Passing from one person to another instead of reaching a large number at once, through some means such as water-supply: said of a disease progressing in that way.

prosogaster (pros'o-gas-ter) [Gr. *πρός* before + *γαστήρ* stomach]. Same as *foregut*.

prosopagus (pro-sop'ag-us) [Gr *πρόσωπον* face + *πηγύναι* to fasten]. A monster-fetus with a twin in the form of a tumor-like mass attached to the face

prosopalgia (pros-o-pal'je-ah) [Gr. *πρόσωπον* face + *ἄλγος* pain]. Neuralgia of the trifacial nerve; tic douloureux.

prosopalgic (pros-o-pal'jik). Pertaining to or affected with facial neuralgia.

prosopantritis (pros"o-pan-tri'tis) [Gr. *πρόσωπον* face + *ἄντρον* cavity + *-ιτις* inflammation]. Inflammation of the frontal sinuses.

prosopectasia (pros"o-pek-ta'zhe-ah) [Gr. *πρόσωπον* face + *ἔκτασις* expansion]. Oversize of the face.

prosoplasia (pros-o-pla'se-ah) [Gr. *πρόσω* forward + *πλάσσειν* to form]. 1. Abnormal differentiation of tissue. 2. Development into a higher state of organization or functionating.

prosopodiaschisis (pros"o-po-di-as'kis-is) [Gr. *πρόσωπον* face + *δία* apart + *σχίζειν* to split]. An operation for opening all of the paranasal sinuses, involving preliminary tracheotomy and hermetic tamponade of the pharynx; a median incision from the root of the nose to the upper lip; bilateral dissection and reflection of the facial flaps; removal of the anterior and internal walls of the antrum, of the anterior and inferior walls of the frontal sinus, of the frontal process, and of the ethmoid.

prosopodiplegia (pros"o-pod-i-ple'je-ah) [Gr. *πρόσωπον* face + *πούς* foot + *πλήγη* stroke]. Paralysis of the face and one lower extremity.

prosopolepsy (pros'o-po-lep-se) [Gr. *πρόσωπον* face + *λαμβάνειν* to take]. The reading of character from the features.

prosoponeuralgia (pros"o-po-nu-ral'je-ah) [Gr. *πρόσωπον* face + *neuralgia*]. Pain in the nerves of the face.

prosopoplegia (pros"op-o-ple'je-ah) [Gr. *πρόσωπον* face + *πλήγη* stroke]. Facial paralysis.

prosopoplegic (pros"o-po-ple'jik). Pertaining to or affected with facial paralysis.

prosoposchisis (pros-o-pos'kis-is) [Gr. *πρόσωπον* face + *σχίσις* cleft]. Congenital fissure of the face.

prosopospasm (pros'o-po-spazm) [Gr. *πρόσωπον* face + *spasm*]. Spasm of the muscles of the face.

prosoposternodymia (pros"o-po-ster-no-dim'e-ah) [Gr. *πρόσωπον* face + *στέρνον* sternum + *δίδυμος* twin]. A double monster-fetus with face joined to face and sternum to sternum

prosopothoracopagus (pros"o-po-tho-rak-op'ag-us) [Gr. *πρόσωπον* face + *θώραξ* chest + *πάγος* fixed]. Twin fetuses joined at the faces, necks, and chests.



Prosopothoracopagus (Gould and Pyle).

prosopotocia (pros"o-po-to'se-ah) [Gr. *πρόσωπον* face + *τόκος* birth]. Face presentation in labor.

prostaden (pros'tad-en) [Gr. *προστάτης* prostate + *ἀδήν* gland]. A preparation of the prostate glands of bullocks: used in prostatic and other gland hypertrophies.

prostata (pros-ta'tah). A proprietary, dry therapeutic extract of the prostate glands of animals.

prostatalgia (pros-tat-al'je-ah) [*prostate* + Gr. *ἄλγος* pain]. Pain in the prostate gland.

prostatauxe (pros-tat-awk'se) [Gr. *προστάτης* prostate + *αὐξή* increase]. Enlargement of the prostate.

prostate (pros'tāt) [Gr. *προστάτης* prostate; *πρό* before + *ἱστάναι* to stand]. A gland which in the male surrounds the neck of the bladder and the urethra. It consists of a median lobe and two lateral lobes, and is made up partly of glandular matter, the ducts from which empty into the prostatic portion of the urethra, and partly of muscular fibers which encircle the urethra.

prostatectomy (pros-tat-ek'to-me) [Gr. *προστάτης* prostate + *ἐκτομή* excision]. Surgical removal of the prostate or of a part of it.

prostatelcosis (pros"tat-el-ko'sis) [*prostate* + Gr. *ἕλκωσις* ulceration]. Ulceration of the prostate.

prostateria (pros-ta-te're-ah). The abnormal mental and emotional attitude seen in prostatic disease; prostatism.

prostatic (pros-tat'ik). Pertaining to the prostate gland.

prostaticovesical (pros-tat"ik-o-ves'ik-al). Pertaining to the prostate and the bladder.

prostatism (pros'ta-tizm). A morbid state of mind and body due to prostatic disease, especially the condition which results from obstruction to urination due to prostatic hypertrophy. **vesical p.**, a condition of retention of the urine resembling that of prostatic disease, but existing in the absence of any affection of the prostate.

prostatitic (pros-tat-it'ik). Pertaining to prostatitis.

prostatitis (pros-ta-ti'tis). Inflammation of the prostate gland.

prostatocystitis (pros"ta-to-sis-ti'tis) [*prostate* + Gr. κύστις bladder + -ιτις inflammation]. Inflammation of the neck of the bladder (prostatic urethra) and the bladder cavity.

prostatocystotomy (pros-ta"to-sis-tot'o-me) [Gr. προστάτης prostate + κύστις bladder + τέμνειν to cut]. Surgical incision of the bladder and prostate.

prostatodynia (pros"tat-o-din'e-ah) [*prostate* + Gr. ὀδύνη pain]. Pain in the prostate gland.

prostatomegaly (pros"ta-to-meg'a-le) [*prostate* + Gr. μεγάλη great]. Hypertrophy of the prostate.

prostatometer (pros-ta-tom'et-er) [*prostate* + Gr. μέτρον measure]. An instrument for measuring the prostate.

prostatomy (pros-tat'o-me) [*prostate* + Gr. τέμνειν to cut]. The operation of cutting into the prostate.

prostatomyomectomy (pros-ta"to-mi-o-mek'to-me) [*prostate* + *myomectomy*]. The surgical removal of a prostatic myoma.

prostatorrhea, prostatorrhœa (pros"ta-tor-re'-ah) [*prostate* + Gr. ῥοία flow]. A gleety or catarrhal discharge from the prostate.

prostatotomy (pros-ta-tot'o-me) [Gr. προστάτης prostate + τέμνειν to cut]. Surgical cutting of the prostate.

prostatotoxin (pros"tat-o-tok'sin). A toxin formed on injection of an extract of the prostate gland: it is destructive to prostatic cells.

prostatovesiculectomy (pros"tat-o-ves-ik-u-lek'-to-me). Excision of the prostate and seminal vesicles.

prostatovesiculitis (pros"ta-to-ves-ik-u-li'tis). Inflammation of the prostate and seminal vesicles.

prosternation (pro-ster-na'shun). See *camptocormy*.

prostheon (pros'the-on) [Gr. προσθέων running forward]. The alveolar point.

prosthesis (pros'the-sis) [Gr. πρός to + θέσις a putting]. 1. The replacement of an absent part by an artificial one. 2. An artificial part, such as an eye, leg, or denture. **dental p.**, the art of supplying missing teeth or parts of teeth by artificial substitutes. **paraffin p.**, subcutaneous injection of melted paraffin in order to restore the natural contour of a part. **Sauerbruch's p.**, an artificial limb in which the tissues of the stump are used to secure motion. **Vanghetti's p.**, an artificial limb with a mechanism similar to Sauerbruch's prosthesis.

prosthetic (pros-thet'ik). Pertaining to prosthesis.

prosthetics (pros-thet'iks). A branch of surgery pertaining to artificial organs and parts.

prosthetist (pros'the-tist). A maker of artificial parts; especially a maker of artificial dentures.

prosthion (pros'the-on) [Gr. πρόσθεν before]. The alveolar point.

prosthodontia (pros-tho-don'she-ah) [*prosthetic* + Gr. ὀδούς tooth]. Prosthetic dentistry; the art of making dental appliances and substitutes, such as crowns, bridges, artificial dentures, etc.

prosthodontist (pros-tho-don'tist). A dentist who specializes in prosthodontia.

prostitution (pros-te-tu'shun). Habitual or professional fornication; promiscuous sexual intercourse for hire.

prostration (pros-tra'shun) [L. *prostra'tio*]. Extreme exhaustion or powerlessness. **electric p.**, a condition due to prolonged exposure to electric light, marked by pains in the face, photophobia, and pigmentation of the skin. **heat p.** See *heat exhaustion*, under *exhaustion*. **nervous p.** Same as *neurasthenia*.

protagon (pro'tag-on) [Gr. πρῶτος first + ἄγειν to lead]. A crystalline mass, $C_{106}H_{200}N_4PO_{35}$, which separates from an alcoholic extract of brain substance on cooling. It may be a mixture.

protal (pro'tal) [Gr. πρῶτος first]. Congenital: dating from the origin of life.

protalbumose (pro-tal'bu-mōs). See *protoproteose*.

protamin (pro-tam'in) [Gr. πρῶτος first + *amin*]. 1. Any one of a series of basic proteins of the most simple composition, occurring in the spermatozoa of fish. They are strongly basic and yield large amounts of diamino-acids. 2. An amin or base, $C_{16}H_{32}N_9O_2$, from spermatozoa and from fish-spawn.

protan (pro'tan). A brown powder, albumin tannate, insoluble in water and acids, being a combination of tannic acid and casein used as an astringent in diarrhea. Dose, 15–30 gr. (1–2 gm).

protanomalopia (pro"tan-om-al-o'pe-ah) [Gr. πρῶτος first + ἀνώμαλος irregular + ὤψ eye]. A relative green vision in which more than the normal proportion of green is required to equate red to a homogeneous yellow.

protanope (pro'tan-ōp). A person affected with protanopia.

protanopia (pro-tan-o'pe-ah) [Gr. πρῶτος first + *anopia*]. Von Kries' term for red-blindness, as indicating a defect in the first constituent necessary for color vision. Cf. *deuteranopia* and *tritanopia*.

protargentum (pro-tar-jen'tum). A compound of gelatin and silver containing 8 per cent. of silver.

protargin (pro-tar'jin). The name adopted by the Council on Pharmacy and Chemistry of the American Medical Association for such proprietary preparations as protargol, proganol, and protargentum.

protargol (pro-tar'gol). A soluble yellowish powder of silver and albumose, strong silver protein, containing 8 per cent. of silver. It is a bactericide and is used in the treatment of eye diseases, wounds, and gonorrhea: employed for injections in a weak solution.

Protea (pro'te-ah) [L.]. A genus of trees of many species from various wet and warm regions; several species are medicinal. **p. juice**, a pectoral or bechic honey derived from the flowers of various species of *Protea*, as *P. mellif'era*.

proteal (pro'te-al). A proprietary vegetable protein for hypodermic use.

protean (pro'te-an). 1. Assuming different shapes; changeable in form. 2. An insoluble derivative of protein, being the first product of the action of water, dilute acids, or enzymes.

proteantigen (pro-te-an'tij-en). A protein used by injection as an antigen; a proteogen.

protease (pro'te-ās). An enzyme or ferment that digests proteins.

protectin (pro-tek'tin). 1. Noguchi's term for a substance which develops in blood-serum on standing, and having the effect of protecting the blood-corpuscles against hemolytic action. 2. Thin paper coated on one side with an adhesive caoutchouc plaster: used in surgery.

protective (pro-tek'tiv) [L. *protег'ere* to protect]. 1. Affording defense, immunity, or protection. 2. An oiled silk used in surgery for its waterproof qualities.

proteid (pro'te-id) [Gr. πρῶτος first]. 1. Same as *protein*. 2. An old and obsolescent name for the supposed essential constituent of all proteins; it is probably identical with alkali-albumin. **bacterial p.** See under *protein*.

proteidic (pro-te-id'ik). Pertaining to a proteid or proteids.

proteidin (pro'te-id-in). An immunizing bacteriolytic substance developed in the organism by a combination between a bacteriolytic enzyme and any albuminous material. **pyocyanase p.**, the proteidin of *Bacillus pyocyaneus:* used for protective inoculation against diphtheria.

proteidogenous (pro-te-id-oj'en-us). Giving rise to or producing proteins.

protein (pro'te-in) [Gr. *πρῶτος* first]. Any one of a group of nitrogenized, non-crystallizable compounds, similar to each other, widely distributed in the animal and vegetable kingdoms, and forming the characteristic constituents of the tissues and fluids of the animal body. They are essentially combinations of α-amino acids and their derivatives. They are formed by plants, the animal organism receiving them in food, assimilating and metamorphosing them. They all contain carbon, hydrogen, nitrogen, oxygen, and sulphur. Most proteins are coagulable by heat and mineral acids, and are insoluble in ether and alcohol: their solutions are levorotatory. The following classification has been recommended: 1. *Simple proteins*, or those that yield only α-amino acids or their derivatives on hydrolysis. They are albumins, globulins, glutelins, alcohol-soluble proteins, albuminoids (scleroproteins), histons, and protamins. 2. *Conjugated proteins*, or those that contain the protein molecule united to some other molecule or molecules otherwise than as a salt. They are nucleoproteins, glycoproteins, phosphoproteins, hemoglobins (chromoproteins), lecithoproteins, lipoproteins 3. *Derived proteins*, or derivatives of the protein molecule formed by hydrolytic changes. They are proteins, metaproteins, coagulated proteins, proteoses, peptones, and peptids. The most important members of this group are albumin, casein, legumin, fibrin, vegetable fibrin, myosin, syntonin, gluten. **alcohol-soluble p.**, prolamin. **bacterial p.**, a protein formed by the action of bacteria upon tissue, a toxalbumin. **bacterial cellular p.**, a protein that forms part of the substance of a bacterium. **Bence-Jones p.**, a peculiar albuminous substance, found in the urine, frequently, but not exclusively, in cases of multiple myeloma. It coagulates when heated to 60° C. and redissolves on boiling. Formerly called *Bence-Jones albumose*. **coagulated p.**, a protein coagulated by boiling or by chemic agents. **compound p.**, a protein which on hydrolysis yields a simple protein and a non-protein matter. **conjugated p.** See under *protein*. **defensive p.** (Hankin), any protein formed within the body and serving as a protection against disease; any alexin, phylaxin, or sozin. **derived p.** See under *protein*. **floating p.**, a protein which does not constitute part of the tissues, but simply circulates in the body and is then excreted. **halogen p.**, one of a group of protein derivatives produced by the action of free halogen on protein solutions. **Hektoen, Kretschmer, and Welker p.**, a protein found in urine which resembles Bence-Jones protein in solubility, but differs in its cyrstalline form, in its behavior toward heat, and in its precipitin reactions. **immune p's**, proteins formed by the combination of albuminous matters of the body with the enzymes of pathogenic bacteria. **insoluble p.**, a substance left behind after the other proteins have been extracted from a cell. **iodized p.**, a protein treated with iodin. **native p.**, unchanged animal or vegetable proteins, especially as they occur in foods. **nucleo-p.** See *nucleoprotein*. **phospho-p.** See *phosphoprotein*. **protective p.** Same as *defensive p.* **pyocyanic p.**, a substance prepared by treating the *Pseudomonas pyocyaneus* with potassa: used in suppuration. **pyogenic p.**, the protein portion of a bacterium which is the suppuration-producing element of the bacterium. **racemized p.**, protein so changed by chemical or other agents that it loses more or less of its specific characteristics. **sclero-p.** Same as *albuminoid* (3d def.). **serum p.**, any protein found in the serum of the blood. **silver p., mild.** See *argyrol*. **silver p., strong.** See *protargol*. **simple p.** See under *protein*. **p.-sparing**, preventing the loss of tissue protein, a power possessed by carbohydrate food. **split p.** See *Vaughan's split product*, under *product*. **synthetic p.**, highly complex polypeptids made in the laboratory. They show most of the characteristics of native proteins. **whole p.**, protein which has not been split.

proteinic (pro-te-in'ik). Pertaining to protein.

proteinochrome (pro-te-in'o-krōm) [*protein* + Gr. *χρῶμα* color]. Any one of a series of coloring-matters formed by the action of bromin or chlorin on tryptophane.

proteinochromogen (pro''te-in-o-kro'mo-jen). Same as *tryptophane*.

proteinogenous (pro-te-in-oj'en-us). Formed by or from a protein.

proteinol (pro-te'in-ol). A proprietary tonic and stimulant food-preparation.

proteinotherapy (pro-te''in-o-ther'ap-e). Treatment by the injection of foreign protein on the theory that the protein acts as a non-specific antigen.

proteinphobia (pro''te-in-fo'be-ah) [*protein* + Gr. *φόβος* fear]. Morbid aversion to protein foods.

proteinum pyocyaneum (pro-te-i'num pi-o-si-a'ne-um). A derivative from cultures of *Pseudomonas pyocyanea:* used as an application to ulcers.

proteinuria (pro''te-in-u're-ah) [*protein* + Gr. *οὖρον* urine]. The presence of protein in the urine. **Bence-Jones p.**, the presence in the urine of Bence-Jones protein. See under *protein*.

protektin (pro-tek'tin). Adhesive silk paper impregnated with india-rubber. used in surgery, etc.

proteoclastic (pro''te-o-klas'tik) [*protein* + Gr. *κλάσις* breakage]. Splitting up proteins or the protein molecule.

proteogens (pro'te-o-jens). Preparations of plant acids, non-specific proteins, enzymes, and chlorophyls: used by injection in the treatment of various infections on the theory that they stimulate the formation in the body of red and white corpuscles and of antiferments.

proteol (pro'te-ol). An antiseptic dressing-powder prepared by treating casein with formic acid.

proteolipin (pro''te-o-li'pin). A compound lipin containing a protein radical.

proteolysin (pro-te-ol'is-in). A specific substance causing proteolysis.

proteolysis (pro-te-ol'is-is) [*protein* + Gr. *λύσις* solution]. The conversion of proteins into peptones by the action of ferments.

proteolytic (pro''te-o-lit'ik). 1. Effecting the digestion of proteins. 2. Any solvent of the proteins.

proteometabolic (pro''te-o-met-ab-ol'ik). Pertaining to proteometabolism.

proteometabolism (pro''te-o-met-ab'o-lism). The metabolism of protein.

proteomorphic theory (pro-te-o-mor'fik). See under *theory*.

proteopectic (pro''te-o-pek'tik). Proteopexic.

proteopepsis (pro''te-o-pep'sis) [*protein* + Gr. *πέψις* digestion]. The digestion of protein.

proteopeptic (pro''te-o-pep'tik). Digesting protein; pertaining to the digestion of protein.

proteopexic (pro''te-o-pek'sik). Fixing protein within the organism.

proteopexy (pro'te-o-pek-se) [*protein* + Gr. *πῆξις* fixation]. The fixation of proteins within the organism.

proteose (pro'te-ōs) [*protein* + *-ose*]. A secondary protein derivative, formed by a hydrolytic cleavage of the protein molecule more complete than that which occurs with the primary protein derivatives, but not so complete as that which forms amino-acids. The proteoses are soluble in water and are not coagulated by heat. The *primary* proteoses are precipitated by half saturation with ammonium sulphate, the *secondary*, by full saturation.

Proteosoma (pro"te-o-so'mah) [Gr. Πρωτεύς a many-formed deity + σῶμα body]. A genus of parasite (microzoön) from the blood of birds: probably concerned in the causation of malarial fever in birds.

proteosomal (pro"te-o-so'mal) Pertaining to or caused by proteosoma.

proteosotherapy (pro"te-o-so-ther'ap-e). Treatment by the injection of foreign proteose in the theory that the proteose acts as a non-specific antigen in stimulating the development of antibodies in the organism.

proteosuria (pro-te-o-su're-ah) [*proteose* + Gr. οὖρον urine]. The presence of proteose in the urine; albumosuria.

proteotherapy (pro"te-o-ther'ap-e). Proteinotherapy.

proteotoxin (pro"te-o-toks'in). Same as *anaphylatoxin*.

proteuria (pro-te-u're-ah) [*protein* + Gr. οὖρον urine]. The presence of a protein in the urine.

proteuric (pro-te-u'rik). Pertaining to proteuria.

Proteus (pro'te-us) [L.; Gr. Πρωτεύς a many-formed deity]. A genus of Bacteriaceæ. They are highly pleomorphic, Gram-negative, motile rods which produce ameboid colonies on moist media. They decompose proteins and carbohydrates rapidly. **P. fluores'cens, Jäger's p.**, the proteus of acute infectious jaundice. **P. hom'inis**, a species in non-motile rods of various size and shape; the specific cause of rag-sorters' disease. **P. mirab'ilis**, a pathogenic species in motile rods from putrefying substances and from water, it causes a fatal septic poisoning. **P. sep'ticus**, a pathogenic species from a septic gangrene of the colon; in flexile and mobile bacilli, somewhat curved. **P. sulfu'reus**, a species from water, in long or short motile rods, often forming long filaments or chains· it produces hydrogen sulphid. **P. vulga'ris**, a pathogenic species from the tissues in certain cases of putrid infection; also from putrefying animal matter, water, meconium, etc.; in highly motile rods, often interlaced and twisted. Called also *Bacillus proteus*. **P. X19**, an aerobic Gram-negative bacillus regarded as possibly the causative organism of typhus fever. **P. zenk'eri**, a pathogenic species from putrefying animal substances in motile rods of various length.

prothæmin (pro-the'min). A proprietary preparation containing organically combined iron and phosphorus· used in anemia, chlorosis, neurasthenia, and general debility.

prothesis (proth'es-is) [Gr. πρό before + θέσις a placing]. Same as *prosthesis*.

prothetic (pro-thet'ik). Same as *prosthetic*.

prothrombase (pro-throm'bās). Thrombogen.

prothrombin (pro-throm'bin) [Gr. πρό before + θρόμβος clot] Same as *thrombogen*.

prothyl (pro'thil). Protyl.

prothymia (pro-thim'e-ah) [Gr. πρό before + θυμός mind]. Forwardness or alertness of mind and will.

protide (pro'tīd). Same as *protein*

protidtemns (pro'tid-temz). A collective name for the products produced by the digestion of proteins, namely, proteoses, peptones, peptids, and amino-acids.

protiode (pro'ti-ōd). Iodoethylglycin, contains about 52 per cent. of iodin. It is used as an iodid.

protiodid (pro-ti'o-did). That one of the series of iodids of the same base which contains the smallest amount of iodin.

Protista (pro-tis'tah) [Gr. πρῶτιστα the very first, from πρῶτος first]. Haeckel's name for a proposed kingdom of organisms including the lowest (unicellar) forms of animals and plants.

protistologist (pro-tis-tol'o-jist). A microbiologist.

protistology (pro-tis-tol'o-je) [*Protista* + λόγος treatise]. The science of protista or animal and plant microorganisms; microbiology.

proto- [Gr. πρῶτος first]. A prefix signifying *first*.

proto-actinium (pro"to-ak-tin'e-um). A chemical element, the parent of actinium. It is one of the radio-active series; atomic weight, 230; atomic number, 91. Called also *ecatantalum*.

proto-albumose (pro-to-al'bu-mōs). Same as *protalbumose*.

protobiology (pro"to-bi-ol'o-je) [Gr. πρῶτος first + βίος life + λόγος treatise]. The science which deals with the forms of life more minute than bacteria, such as the ultraviruses and bacteriophages.

protobios (pro-to-bi'os) [Gr. πρῶτος first + βίος life]. A name proposed by d'Herelle for organisms only 20 millimicrons in diameter and consisting of only one albuminous micelle.

protoblast (pro'to-blast) [Gr. πρῶτος first + βλαστός germ]. 1. A cell with no cell-wall; an embryonic cell. 2 The nucleus of an ovum. 3. A blastomere from which a particular organ or part develops.

protoblastic (pro-to-blas'tik). Pertaining to a protoblast.

protobrochal (pro-to-bro'kal) [Gr. πρότος first + βρόχος mesh]. Term applied to the first stage in the development of the ovary.

protocaryon (pro-to-kar'e-on) [Gr. πρότος first + κάρυον nucleus]. A cell nucleus formed of a single karyosome in a network of linin.

protochlorid (pro-to-klo'rid). That one of a series of chlorids of the same element which contains the least chlorin.

protochrome (pro'to-krōm). A substance derived from proteins giving reactions identical with urochrome.

protocol (pro'to-kol). A written statement of the history and treatment of any particular case, especially one made for a medicolegal purpose.

protocurarin (pro"to-ku-rar'in). The most poisonous of the curare alkaloids.

protocurin (pro-to-ku'rin) A crystalline curare alkaloid, $C_{20}H_{23}NO_3$, from *Strychnos castelnæi*.

proto-elastose (pro"to-e-las'tōs). Hemielastin, a product of the digestion of elastin.

proto-erythrocyte (pro-to-er-ith'ro-sīt). An erythroblast with deeply staining nucleus.

protogala (pro-tog'al-ah) [Gr. πρῶτος first + γάλα milk]. Colostrum.

protogaster (pro'to-gas-ter) [Gr. πρῶτος first + γαστήρ stomach]. Same as *foregut*.

protogen (pro'to-jen). 1. Any albuminoid substance whose aqueous solution does not coagulate when heated. 2. A food and therapeutic agent derived by the action of formaldehyd upon egg- or serum-albumin.

protoglobulose (pro-to-glob'u-lōs). Any albumose produced in the digestion of globulin.

protogonocyte (pro-to-go'no-sīt). [Gr. πρῶτος first + *gonocyte*]. One of the two cells resulting from division of the impregnated ovum.

protogonoplasm (pro-to-go'no-plazm) [Gr. πρῶτος first + γωνή seed + πλάσμα plasm]. That part of the extranuclear chromatin of a cell that is concerned in the reproductive energies of the cell. This substance is also called *idiochromidia*.

protohematoblast (pro-to-hem'at-o-blast) [Gr. πρῶτος first + *hematoblast*] A cell derived rom a bone-marrow cell which develops into a red blood-corpuscle.

protoiodid (pro-to-i'o-did). Same as *protiodid*.

protolac (pro'to-lak). A proprietary brand of calcium caseinate.

protoleukocyte (pro-to-lu'ko-sīt) [Gr. πρῶτος first + *leukocyte*]. A small lymphoid cell seen in red bone-marrow and the spleen.

protomedicus (pro-to-med'ik-us). A medieval term for physician in chief.

protomere (pro'to-mēr). Same as *micelle.*

protomerite (pro-to-me'rīt) [Gr. *πρῶτος* first + *μέρος* portion]. The anterior portion of certain gregarine protozoa; called also *primite.* Cf. *deutomerite.*

protometer (pro-tom'et-er) [L. *pro* forward + Gr. *μέτρον* measure]. An instrument for measuring the forward protrusion of the eyeball.

protometrocyte (pro-to-me'tro-sīt) [Gr. *πρῶτος* first + *metrocyte*]. The mother-cell of the leukocyte and erythrocyte series of cells.

Protomonadina (pro"to-mon-ad'in-ah). An order of Flagellata the members of which have less than three flagella. It includes the trypanosomes and Leishmania.

protomyosinose (pro"to-mi-o'sin-ōs). One of the two albumoses formed in the digestion of myosin.

proton (pro'ton) [Gr. *πρῶτος* first]. 1. The primitive rudiment of a part; an anlage. 2. A peptone-like body formed by the hydrolysis of a protamin; a tripeptid 3. The unit of positive electricity being equivalent to the electron in charge and to the hydrogen ion in mass.

protonephron, protonephros (pro-to-nef'ron, pro-to-nef'ros) [Gr. *πρῶτος* first + *νεφρός* kidney]. The primitive excretory organ of the embryo; the pronephros, metanephros, and mesonephros together.

protoneuron (pro-to-nu'ron) [Gr. *πρῶτος* first + *νεῦρον* nerve] A neuron of the first order or one which connects a sense-organ with the central nervous system. See *peripheral sensory neuron,* under *neuron.*

protonic (pro-ton'ik). Pertaining to a proton or anlage.

protonitrate (pro-to-ni'trāt). That one of several nitrates of the same base which contains the least nitric acid.

protonuclein (pro-to-nu'kle-in). A proprietary restorative serum remedy, $C_{29}H_{40}N_{10}P_5O_{32}$, obtained from the lymphoid tissues of animals, and used in various wasting diseases.

protopathic (pro-to-path'ik) [Gr. *πρῶτος* first + *πάθος* disease] Primary; idiopathic. **p. sensibility.** See under *sensibility*

protopecten (pro-to pek'ten). Same as *pectose.*

Protophor'mia terræno'væ. The common scavenger fly of Alaska It resembles Lucilia in appearance and habit and is found also in Greenland and northern Europe.

protophyllin (pro-to-fil'in). Chlorophyl hydrid, a colorless substance which is changed into chlorophyl by the action of air or carbon dioxid.

Protophyta (pro-tof'it-ah) [*protophyte*]. A group of the vegetable kingdom, including the lowest and simplest plants, such as the bacteria.

protophyte (pro'to-fīt) [Gr. *πρῶτος* first + *φυτόν* plant]. Any unicellular plant or vegetable organism.

protopin (pro'to-pin). An alkaloid, $C_{20}H_{19}NO_5$, from *Eschscholtz'zia californ'ica:* anodyne and hypnotic. Dose, 40–100 gr. (2.5–7 gm.).

protoplasm (pro'to-plazm) [Gr. *πρῶτος* first + *πλάσμα* plasm] The only known form of matter in which life is manifested. It is a viscid, translucent polyphasic colloid with water as the continuous phase, and it makes up the essential material of all plant and animal cells (Purkinje, 1839). It is composed mainly of proteins, and under the microscope is seen to consist of a network (spongioplasm) containing a fluid matter (hyaloplasm) in the meshes. **functional p.** See *kinoplasm.*

protoplasmatic (pro"to-plaz-mat'ik). Same as *protoplasmic.*

protoplasmic (pro-to-plaz'mik). Pertaining to or consisting of protoplasm.

protoplast (pro'to-plast) [Gr. *πρῶτος* first + *πλαστός* formed]. 1. The type or model of some organic being. 2. A cell (Hanstein, 1880).

protoproteose (pro-to-pro'te-ōs). A primary proteose. See under *proteose.*

protopsis (pro-top'sis). Protrusion of the eye.

protosal (pro'to-sal). A colorless oily fluid, the salicylic glycerol formal ester, $CH_2O.OC.C_6H_4(OH)CHO.CH_2O.CH_2$: used as an antirheumatic.

protosalt (pro'to-sawlt). That one of a series of salts of the same base which contains the smallest amount of the substance combining with the base.

protose (pro'tōs). A proprietary food-preparation of vegetable origin.

protospasm (pro'to-spazm) [Gr. *πρῶτος* first + *σπάσμος* spasm]. A spasm which begins in a limited area and extends to other parts; the earlier and minor spasm of jacksonian epilepsy.

protostoma (pro-to-sto'mah). See *blastopore.*

protosulphate (pro-to-sul'fāt). That one of several sulphates of the same base which contains the least amount of sulphuric acid.

protosyphilis (pro-to-sif'il-is). Primary syphilis.

prototoxin (pro-to-toks'in) [Gr. *πρῶτος* first + *toxin*]. That portion or constituent of a toxin which has the greatest combining capacity for the antitoxin. See *deuterotoxin, hematotoxin, tritotoxin.*

prototoxoid (pro-to-tok'soid) Protoxoid.

prototrophic (pro-to-trof'ik) [Gr. *πρῶτος* first + *τροφή* nutrition]. Deriving food from inorganic substances. Cf. *metatrophic* and *paratrophic.*

prototype (pro'to-tīp) [Gr *πρῶτος* first + *τύπος* type]. The original type or form after which others are developed.

protovertebra (pro-to-ver'te-brah). Same as *somite.*

protoxeoid (pro-toks'e-oid). Protoxoid.

protoxid (pro-toks'id). That one of a series of oxids of the same metal which contains the smallest amount of oxygen.

protoxoid (pro-toks'oid). Any toxoid which has a greater affinity for the antitoxin than has the toxin. See *toxoid.*

Protozoa (pro-to-zo'ah), pl of *protozo'on* [Gr. *πρῶτος* first + *ζῷον* animal]. The lowest division of

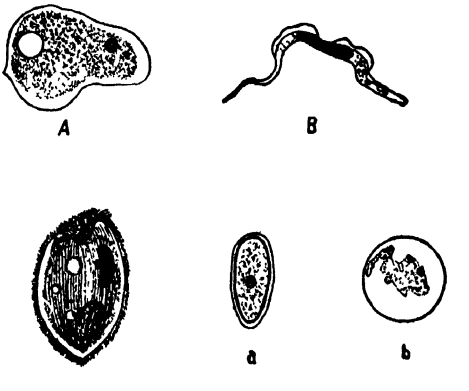

Types of protozoa· A, Sarcodina, represented by *Entamœba histolytica* of amebic dysentery. B, Mastigophora, represented by *Trypanosoma gambiense* of African sleeping-sickness. C, Infusoria, represented by *Balantidium coli,* causative organism of a certain oriental dysentery (redrawn after Leuckart) D, Sporozoa, represented by (*a*) *Coccidium oviforme* from liver of rabbit, (*b*) *Plasmodium vivax,* of malaria, shown in a red blood-corpuscle (all greatly enlarged). (Herms.)

the animal kingdom including the unicellular organisms. Protozoa are usually separated into four classes: Sarcodina, having pseudopodia;

Mastigophora, having flagella; Sporozoa, having no locomotor organs in the adult stages and reproducing by sporulation; Infusoria, having cilia. **coprozoic p.** See under *coprozoic*.

protozoacide (pro-to-zo'as-id). Destructive to protozoa; also any agent destructive to protozoa.

protozo-agglutinin (pro''to-zo-ag-lu'tin-in). An agglutinin formed in the blood in protozoal infections which has the power of agglutinating the infecting protozoa.

protozoal (pro-to-zo'al). Pertaining to or caused by protozoa.

protozoan (pro-to-zo'an). Any species or organism of the protozoa. used also adjectively. **p. test.** See under *tests*.

protozoiasis (pro''to-zo-i'as-is). Infestation of the body with protozoa.

protozoölogy (pro''to-zu-ol'o-je). The study of protozoa.

protozoön (pro-to-zu'on), pl. *protozoa*. A primitive organism consisting of a single cell; a protozoan; a unicellular organism.

protozoöphag, protozoöphage (pro-to-zo'o-fag, -fāj) [*protozoa* + Gr. φάγειν to eat]. A cell which has a phagocytic action on protozoa.

protozoötherapy (pro-to-zo-o-ther'ap-e). The treatment of diseases caused by protozoa, particularly the chemotherapy of such diseases.

protractor (pro-trak'tor) [L. *pro* forward + *tra'here* to draw]. An instrument for drawing bullets or bits of bone from wounds.

protrypsin (pro-trip'sin). A substance convertible into trypsin and believed by some to be a product of the spleen.

protuberance (pro-tu'ber-ans) [L. *pro* forth + *tu'ber* bulge]. A projecting part; an apophysis, process, or swelling. **external occipital p.**, a prominence at the center of the outer surface of the squamous portion of the occipital bone which gives attachment to the ligamentum nuchæ. **internal occipital p.**, a projection at the center of the inner surface of the occipital bone. **laryngeal p.**, the Adam's apple. **mental p.**, the mental process. See *process*.

protuberantia (pro-tu-ber-an'she-ah) [L.]. Protuberance.

protyl, protyle (pro'til) [Gr. πρῶτος first + ὕλη principle]. A theoretic substance from which all the chemic elements have been supposed to be derived.

protylin (pro'til-in). A white, tasteless powder, insoluble in water, and containing 2.7 per cent. of phosphorus combined with natural albumin; it is used in goiter, Graves' disease, rickets, osteomalacia, etc.

proud flesh (prowd). An exuberant mass of fungous granulations.

provertebra (pro-ver'te-brah). Same as *somite*.

proving (proo'ving). A homeopathic test of the effects of a drug.

provisional (pro-vizh'un-al). Formed or performed for temporary purposes; temporary; as, *provisional* callus, *provisional* canthoplasty.

Prowazek's bodies (pro-vat'sek) [Stanislas Josef Mathias von *Prowazek*, zoölogist in Hamburg, 1876–1915]. See *trachoma bodies*, under *body*.

Prowazek-Greef body (pro-vat'sek-grāf) [*Prowazek*; Carl Richard *Greef*, German ophthalmologist, born 1862]. Trachoma body.

Prowazekella (pro-wah-ze-kel'ah). Prowazekia.

Prowazekia (pro-wa-zek'e-ah). A genus of flagellate organisms having two nuclei and two flagella. They are found in the feces and urine of man, but are not known to be pathogenic.

prowazekiasis (pro-wah-zek-i'as-is). Infestation with Prowazekia.

proximad (prok'sim-ad). Toward the proximal end or in a proximal direction; the reverse of *distad*.

proximal (prok'sim-al) [L. *prox'imus* next]. Nearest the trunk center or median line; opposed to *distal*.

proximate (prok'sim-āt) [L. *proxima'tus* drawn near]. Immediate or nearest.

proximo-ataxia (proks''im-o-at-ak'se-ah). Ataxia affecting the proximal part of an extremity, as the arm, forearm, thigh, or leg. Cf. *acro-ataxia*.

proximobuccal (prok''sim-o-buk'al). Pertaining to the proximal and buccal surfaces of a tooth.

proximolabial (prok''sim-o-la'be-al). Pertaining to the proximal and labial surfaces of a tooth.

proximolingual (prok''sim-o-lin'gwal). Pertaining to the proximal and lingual surfaces of a tooth.

prozonal (pro'zo-nal) [*pro-* + *zone*]. Situated before a sclerozone.

prozone (pro'zōn). The more concentrated dilution of serum in which agglutination does not take place.

prozygosis (pro-zi-go'sis). Same as *syncephaly*.

prozymogen (pro-zi'mo-jen). Same as *prezymogen*.

prual (pru'al). A very violent poison from the root of *Coptosapel'ta flaves'cens*.

prune (prūn) [L. *pru'num*]. The dried fruit of various varieties of *Pru'nus domes'tica*, or plum.

prune-juice expectoration or **sputum** (prūn'-jūs). See under *sputum*.

Prunella (pru-nel'ah). A genus of labiate plants. *P. vulga'ris*, heal-all, is astringent and tonic.

prunin (pru'nin). A concentration prepared from *Pru'nus sero'tina:* used in thoracic and nervous diseases. Dose, 2–3 gr. (0.132–0.195 gm.).

prunoids (pru'noids). Proprietary laxative tablets, containing prunes, phenolphthalein, and cascara sagrada.

prunol (pru'nol). A preparation of ammonium chlorid, senega, and heroin used for coughs.

prunum (pru'num). Latin for *prune*.

Prunus (pru'nus) [L. "plum-tree"]. A genus of rosaceous trees and shrubs, including the plums, cherries, and sloes. **P. america'na**, plum. **P. amyg'dala.** See *almond* **P. domes'tica**, plum **P. lauro-cer'asus.** See *cherry laurel*, under *cherry*. **P. serot'ina**, wild cherry. **P. spino'sa**, a species of plum and its homeopathic preparation. the sloe, or black-thorn. **P. virginia'na.** 1. The choke-cherry of North America; its bark has sedative qualities and its fruit is highly astringent 2. The pharmaceutic name of the bark of *Pru'nus serot'ina*, or wild cherry. It is used as a nervous sedative and expectorant in gastric weakness, general irritability, and coughs. Dose, ½–1 dr (1.95–3.8 gm.); of fluidextract, 30–60 min. (2–4 c.c.); of syrup, 1–4 fl dr (4–16 c.c.).

pruriginous (pru-rij'in-us). Of the nature of prurigo.

prurigo (pru-ri'go) [L.]. A chronic skin disease marked by the development of small, pale papules and intense itching. The papules are deep-seated, and the disease begins in childhood and lasts through life, being usually incurable. **p. æstiva'lis**, summer prurigo: a severe relapsing, bullous eruption, occurring in warm weather only. **p. a'gria**, an extremely severe form of prurigo. **diathetic p.**, any prurigo which is so completely established as to constitute a diathesis. **p. fe'rox**, a form characterized by intense itching, large papules, and swollen lymph-glands: an incurable and mainly congenital form. **Hebra's p.**, true or typical prurigo. **Hutchinson's p.**, the prurigo of dentition. **p. mi'tis**, prurigo of a mild type. **p. nodula'ris**, a condition marked by the formation on the skin of multiple tumors, accompanied by intense itching. **p. sim'plex**, a relatively mild form characterized by crops of papules having a tendency to cyclic recurrence.

pruritic (pru-rit'ik). Pertaining to pruritus.

pruritus (pru-ri'tus) [L. from *pruri're* to itch]. Intense itching. It is a symptom of various skin diseases, and may occur idiopathically as a neurosis. **p. a'ni**, intense itching at the anus. **bath-p.** See *bath-itch*, under *itch*. **Duhring's p.**, pruritus hiemalis. **essential p.**, pruritus which cannot be attributed to any skin disease. **p. hiema'lis**, winter-itch: a skin disease peculiar to cold weather. It is unconnected with structural lesions. **p. seni'lis**, a neurotic itching in the aged, due to degeneration in the skin. **symptomatic p.**, itching which is symptomatic of some other general disease. **p. vul'væ**, a disease consisting of intense itching of the external genitals of the female.

Prussak's fibers, space (proos'ahks) [Alexander *Prussak*, Russian otologist, 1839–1897]. See *fiber, space*.

Prussian-blue (prush'un-blu). Ferric ferrocyanid, $Fe_4(FeCy_6)_3 = Fe_43Fe(CN)_6$.

prussiate (proo'she-āt). Same as *cyanid*.

prussic acid (proo'sik). See *hydrocyanic acid*, under *acid*.

psalis (sa'lis) [Gr. ψαλίς arch]. The fornix of the cerebrum.

psalterial (sal-te're-al). Pertaining to the psalterium.

psalterium (sal-te're-um) [L ; Gr. ψαλτήριον harp]. Same as *lyra*.

psammocarcinoma (sam"o-kar-sin-o'mah) [Gr. ψάμμος sand + *carcinoma*]. Carcinoma containing calcareous matter.

psammoma (sam-o'mah) [Gr. ψάμμος sand]. A small, hard, fibrous tumor of the brain tissue, especially of the dura mater and choroid plexus, containing calcareous matter or brain-sand. Sometimes called *Virchow's p.*

psammosarcoma (sam"o-sar-ko'mah) [Gr. ψάμμος sand + *sarcoma*]. A sarcoma containing a sandy deposit.

psammotherapy (sam-o-ther'ap-e) [Gr. ψάμμος sand + θεραπεία treatment]. Same as *ammotherapy*.

psammous (sam'us) [Gr. ψάμμος sand]. Sandy.

pselaphesia, pselaphesis (sel-af-e'ze-ah, sel-af-e'sis) [Gr. ψηλάφησις touching]. The tactile sense.

psellism (sel'izm) [Gr. ψέλλισμα stammer]. Stammering or stuttering.

pseudaconitin (su-dak-on'it-in) [Gr. ψευδής false + *aconitin*]. A crystalline alkaloid, $C_{36}H_{49}NO_{12}$, from *Aconi'tum fe'rox*.

pseudacousis (su-dak-oo'sis) [Gr. ψευδής false + ἄκουσις hearing]. Same as *pseudacousma*.

pseudacousma (su-dak-ooz'mah) [Gr. ψευδής false + ἄκουσμα thing heard]. A subjective sensation as if sounds were altered in pitch and quality.

pseudacromegaly (su-dak-ro-meg'al-e). Enlargement of the features and extremities without disease of the pituitary body.

pseudactinomycosis (su-dak"tin-o-mi-ko'sis). Pseudo-actinomycosis.

pseudagraphia (su-dag-ra'fe-ah). Pseudo-agraphia.

pseudalbuminuria (su"dal-bu-min-u're-ah). Pseudo-albuminuria.

pseudangina (su-dan'jin-ah). See *pseudo-angina*.

pseudankylosis (su"dang-kil-o'sis). A false ankylosis.

pseudaphia (su-da'fe-ah) [Gr. ψευδής false + ἁφή touch]. Defect in the power of perceiving touch.

pseudarrhenia (su-dar-e're-ah). Female pseudohermaphroditism.

pseudarthritis (su-dar-thri'tis) [Gr. ψευδής false + ἀρθρῖτις gout]. A hysteric affection of the joints.

pseudarthrosis (su-dar-thro'sis) [Gr. ψευδής false + ἄρθρωσις joint]. A false joint, as that sometimes seen following a fracture.

pseudelminth (su-del'minth) [Gr. ψευδής false + ἕλμινς worm]. A structure or object that resembles an endoparasitic worm.

pseudencephalus (su-den-sef'al-us) [Gr. ψευδής false + ἐγκέφαλος brain]. A monster-fetus with a vascular tumor in place of the brain.

pseudesthesia, pseudæsthesia (su-des-the'ze-ah) [Gr. ψευδής false + αἴσθησις sensation]. Any imaginary sensation; a sensation which is felt without any external stimulus, or a sensation which does not correspond to the stimulus that causes it.

pseudinoma (su-din-o'mah) [Gr. ψευδής false + -ωμα tumor]. A spurious or phantom tumor.

pseudiphtheritic (su"dif-the-rit'ik). Simulating diphtheria.

pseudo- [Gr. ψευδής false]. A prefix signifying false or spurious.

pseudo-aconitin (su"do-ak-on'it-in). Pseudaconitin.

pseudo-acromegaly (su"do-ak-ro-meg'al-e). A condition resembling acromegaly: probably a result of syringomyelia or of syphilitic poisoning.

pseudo-actinomycosis (su"do-ak"tin-o-mi-ko'sis) [Gr. ψευδής false + *actinomycosis*]. A variety of pulmonary phthisis in which the sputum contains crystalline bodies that resemble the grains of actinomycosis; nocardiosis.

pseudo-agraphia (su"do-ag-ra'fe-ah). A condition in which the patient can copy writing, but cannot write except in a meaningless and illegible manner.

pseudo-albuminuria (su"do-al-bu-min-u're-ah). Cyclic albuminuria. See *albuminuria*.

pseudo-alveolar (su"do-al-ve'o-lar). Simulating an alveolar structure.

pseudo-anaphylactic (su"do-an-af-il-ak'tik). Pertaining to pseudo-anaphylaxis.

pseudo-anaphylaxis (su"do-an-af-il-ak'sis) [Gr. ψευδής false + *anaphylaxis*] A condition produced in animals by the injection of serum which has been acted on by agar, kaolin, inulin, starch, and other substances. The symptoms produced by such injections resemble those of anaphylaxis.

pseudo-anemia (su"do-an-e'me-ah) [Gr. ψευδής false + *anemia*]. Marked pallor with no clinical or other evidence of anemia.

pseudo-angina (su-do-an'jin-ah) [Gr. ψευδής false + *angina*]. False angina; a nervous disorder that simulates angina See *angina pectoris vasomotoria*.

pseudo-ankylosis (su"do-ang-kil-o'sis). A false ankylosis

pseudo-anorexia (su"do-an-o-reks'e-ah) [Gr. ψευδής false + *anorexia*]. The rejection of food on account of the distress it causes.

pseudo-apoplexy (su-do-ap'o-pleks-e) [Gr ψευδής false + *apoplexy*]. A condition resembling apoplexy, but without cerebral hemorrhage.

pseudo-appendicitis (su"do-ap-en-dis-i'tis). A condition with symptoms simulating appendicitis, sometimes hysteric and sometimes of syphilitic origin, but without affection of the appendix. **p. zoöparasit'ica**, a condition in which parasites are present in the vermiform appendix.

pseudo-apraxia (su"do-ap-raks'e-ah) [Gr. ψευδής false + *apraxia*]. A condition of complete general incoherence in which the patient uses everything wrongly.

pseudo-arthrosis (su"do-ar-thro'sis). Same as *pseudarthrosis*.

pseudo-asthma (su-do-as'mah). Dyspnea.

pseudo-ataxia (su"do-at-aks'e-ah) [Gr. ψευδής false + *ataxia*]. A condition of complete general incoördination in which the patient exhibits incoördination and ataxic symptoms. See *pseudotabes*.

pseudobacillus (su"do-bas-il'us). An exceedingly small, rod-like poikilocyte, resembling a microörganism.

pseudobacterium (su"do-bak-te're-um) [Gr. ψευδής false + βακτήριον stick]. A cell that resembles a bacterium: a pseudobacillus.

pseudobasedow (su-do-bas'e-dow). See *basedoid*

pseudoblepsis (su-do-blep'sis) [Gr. ψευδής false + βλέψις sight]. A condition in which objects appear different from what they really are.

pseudobulbar (su-do-bul'bar). Apparently, but not really, due to a bulbar lesion.

pseudocartilaginous (su"do-kar-til-aj'in-us). Composed of a substance resembling cartilage, morbid or otherwise.

pseudocast (su'do-kast). A false cast; a form of urinary sediment resembling true casts, but being accidental formations, taking the shape of casts by adherence to mucous threads, cotton fibers, etc.

pseudocele, pseudocœle (su'do-sēl) [Gr. ψευδής false + κοιλία hollow]. The fifth ventricle of the brain.

pseudocephalocele (su-do-sef'al-o-sēl). A hernia of the brain not congenital, but due to disease or injury of the skull.

pseudocerebrin (su-do-ser'e-brin). A compound, $C_{44}H_{92}NO_8$, formed by the action of baryta on protagon.

pseudochalazion (su"do-kal-a'ze-on) [Gr. ψευδής false + *chalazion*]. An eye lesion resembling a chalazion: it may be sarcomatous or syphilitic.

pseudochancre (su-do-shang'ker). An indurated sore resembling or simulating chancre.

pseudochorea (su"do-ko-re'ah) [Gr ψευδής false + *chorea*]. A condition of complete general incoordination, with symptoms like those of chorea.

pseudochromatin (su"do-kro'mat-in). Paranuclein.

pseudochromesthesia (su"do-kro-mes-the'ze-ah) [Gr. ψευδής false + χρῶμα color + αἴσθησις sensation]. A condition in which sounds induce a sensation as of color; color-hearing.

pseudochromidrosis (su"do-kro-mid-ro'sis) [Gr. ψευδής false + *chromidrosis*]. Sweating with the presence on the skin of pigment due to the action of bacteria.

pseudochromosome (su-do-kro'mo-sōm). Rod-like Golgi bodies of the spermatocytes.

pseudochylous (su-do-ki'lus). Resembling chyle, but containing no fat.

pseudocirrhosis (su"do-sir-o'sis) [Gr. ψευδής false + *cirrhosis*]. Apparent cirrhosis of the liver, often due to pericarditis. **pericarditic p.** See *Pick's syndrome*, under *syndrome*.

pseudocodein (su-do-ko'de-in). A hypnotic agent, $C_{18}H_{21}NO_3$, resembling codein, but less effective.

pseudocœle (su'do-sēl). See *pseudocele*.

pseudocolloid (su-do-kol'oid). A mucoid sometimes found in ovarian cysts.

pseudocoloboma (su"do-kol-o-bo'mah). A line or scar on the iris giving the appearance of a coloboma.

pseudoconjugation (su-do-kon-ju-ga'shun). A stage in certain forms of protozoan development in which the two gametocytes instead of actually undergoing conjugation, become inclosed together within one common cyst wall.

pseudocoxalgia (su"do-kok-sal'je-ah). Same as *osteochondritis deformans juvenilis*.

pseudocrisis (su-dok'ris-is) [Gr. ψευδής false + κρίσις crisis]. A false crisis; a sudden but temporary abatement of febrile symptoms.

pseudocroup (su"do-kroop'). Laryngismus stridulus; also thymic asthma.

pseudocyesis (su"do-si-e'sis) [Gr. ψευδής false + κύησις pregnancy]. Spurious or false pregnancy.

pseudocylindroid (su"do-sil-in'droid) [Gr. ψευδής false + *cylindroid*]. A shred of mucin in the urine resembling a cylindroid: sometimes of spermatic origin.

pseudocyst (su'do-sist) [Gr. ψευδής false + *cyst*]. An abnormal or dilated space resembling a cyst.

pseudodementia (su"do-de-men'she-ah) [Gr. ψευδής false + *dementia*]. An extreme condition of general apathy simulating dementia, but with no actual defect of intelligence.

pseudodextrocardia (su"do-deks-tro-kar'de-ah). A condition in which the heart is displaced to the right, but is not transposed to the right side of the body.

pseudodiastolic (su"do-di-as-tol'ik). Apparently but not truly diastolic.

pseudodiphtheria (su"do dif-the're-ah) [Gr. ψευδής false + *diphtheria*]. A sort of diphtheria in which there is developed a false membrane not due to the Klebs-Löffler bacillus.

pseudodysentery (su-do dis'en-ter-e). A condition marked by the symptoms of dysentery, but due to some local irritation and not to the organisms of dysentery.

pseudo-edema, pseudo-œdema (su"do-e-de'mah). A puffy state resembling edema.

pseudo-embryonic (su"do-em-bre-on'ik). Apparently, but not truly, embryonic.

pseudo-emphysema (su"do-em-fiz-e'mah). A condition resembling emphysema, but due to temporary blocking of the bronchial tubes.

pseudo-encephalitis (su"do-en-sef-al-i'tis). A state resembling encephalitis, but due to colliquative diarrhea.

pseudo-endometritis (su"do-en-do-met-ri'tis). A condition simulating endometritis, in which there are changes in the blood-vessels, hyperplasia of the stroma and glands, and atrophy.

pseudo-ephedrin (su-do-ef'ed-rin). A mydriatic alkaloid, $C_{10}H_{15}NO$, in fragrant needles from certain species of *Ephedra*.

pseudo-erysipelas (su"do-er-is-ip'el-as). An inflammatory subcutaneous disease resembling erysipelas.

pseudo-esthesia (su"do-es-the'ze-ah). Same as *pseudesthesia*.

pseudo-exophoria (su"do-eks-o-fo're-ah). An outward tendency of the visual axis excited by diminishing the activity of the accommodative centers.

pseudo-exposure (su-do-ex-po'zhur). A condition in which dental caries has progressed so far as nearly, but not quite, to expose the pulp

pseudofarcy (su'do-far-se). See *lymphangitis epizootica*.

pseudofever (su-do-fe'ver). A condition of bodily temperature above normal without any discoverable cause.

pseudofibrin (su-do-fi'brin). Parafibrinogen.

pseudoflagellata (su"do-flaj-el-a'tah). The tertian parasites in one of their stages: probably gametes.

pseudofluctuation (su"do-fluk-chu-a'shun). A tremor resembling fluctuation, such as is sometimes seen on tapping lipomata.

pseudofracture (su-do-frakt'ūr). A spontaneous fracture. See *fracture*.

pseudoganglion (su-do-gan'gle-on) [Gr. ψευδής false + γάγγλιον ganglion]. A thickening of a nerve simulating a ganglion. **Bochdalek's p.** See *Bochdalek's ganglion*, under *ganglion*. **Cloquet's p.** Same as *Cloquet's ganglion*. **Valentin's p.** See *Valentin's ganglion*, under *ganglion*.

pseudogeusesthesia, pseudogeusæsthesia (su"do-gu-ses-the'zhe-ah) [Gr. ψευδής false + γεῦσις taste + αἴσθησις feeling]. A condition in

which sensations of taste are accompanied by sensations as of color.

pseudogeusia (su-do-ju'se-ah) [Gr. ψευδής false + γεῦσις taste]. A sensation of taste without external stimulus to produce it.

pseudoglanders (su-do-glan'derz). See *lymphangitis ulcerosa.*

pseudoglioma (su-do-gli-o'mah) [Gr. ψευδής false + *glioma*]. An exudate in the vitreous simulating glioma of the retina. It is caused by iridochoroiditis.

pseudoglobulin (su-do-glob'u-lin). One of the two proteins (the other being euglobulin) of which globulin consists. It is characterized by not being precipitated by dialysis.

pseudoglottis (su-do-glot'is) [Gr. ψευδής false + *glottis*]. The aperture between the false vocal cords.

pseudoglucosazone (su"do-glu-ko-sa'zōn). A crystalline substance sometimes developed in normal urine in testing for sugar.

pseudogonococcus (su"do-gon-o-kok'us). A name given to certain microbes capable of producing urethral irritation.

pseudogonorrhea (su"do-gon-or-e'ah) [Gr. ψευδής false + *gonorrhea*]. Non-specific urethritis.

pseudohallucination (su"do-hal-oo-sin-a'shun). A hallucination brought about by the exercise of memory and imagination.

pseudohemoglobin (su-do-hem-o-glo'bin). A compound of hemoglobin once thought to exist.

pseudohemophilia (su"do-hem-o-fil'e-ah). See *hemogenia.*

pseudohemoptysis (su"do-he-mop'tis-is). Spitting of blood which comes from some other source than the lungs or bronchial tubes.

pseudohermaphroditism (su"do-her-maf'rod-it-izm). Spurious hermaphroditism.

pseudohernia (su-do-her'ne-ah). An inflamed sac or gland simulating strangulated hernia.

pseudoheterotopia (su"do-het-er-o-to'pe-ah). Displacement of gray or white matter of the brain or cord, produced by unskilful manipulation in the autopsy.

pseudohydronephrosis (su"do-hi"dro-nef-ro'sis). A paranephric cyst.

pseudohydrophobia (su"do-hi-dro-fo'be-ah). See *Aujeszky's disease,* under *disease.*

pseudohyoscyamin (su"do-hi-os-i'am-in). An alkaloid, $C_{17}H_{23}NO_3$, from *Duboi'sia myoporoi'des:* antispasmodic and sedative. Hypodermic dose, $\frac{2}{10}$–$\frac{1}{10}$ gr. (0.0005–0.006 gm.).

pseudohypertrophic (su"do-hi-per-trof'ik). Characterized by apparent, but not real, hypertrophy.

pseudohypertrophy (su"do-hi-per'tro-fe). False hypertrophy; increase of size without true hypertrophy. **muscular p.,** pseudohypertrophic paralysis. See *paralysis.*

pseudo-icterus (su-do-ik'ter-us). Pseudojaundice.

pseudo-ileus (su-do-il'e-us). An attack resembling ileus, but due to paralysis of the bowels.

pseudo-influenza (su"do-in-flu-en'zah). An affection resembling influenza, and due to a bacillus resembling, but not identical with, that of true influenza. The name is also given to epidemic grippe.

pseudo-ion (su-do-i'on). One of the electrically charged particles of a colloidal solution.

pseudo-isochromatic (su"do-i-so-kro-mat'ik). Seemingly of the same color throughout: applied to solutions for testing color-blindness, containing two pigments which will be distinguished by the normal eye, but not by the color-blind. Cf. *anisochromatic.*

pseudojaundice (su-do-jawn'dis). Skin discoloration caused by blood-changes and not due to liver disease.

pseudoleukemia, pseudoleukæmia (su"do-lu-ke'me-ah). A term used for a group of conditions resembling one another in showing enlargement of the lymph-glands and in characteristics which resemble the conditions present in leukemia, but without leukemic blood-findings. The term includes aleukemic lymphadenosis, aleukemic myelosis, Hodgkin's disease, Kundrat's lymphosarcoma, multiple myeloma, and tuberculosis and syphilis of the lymph-glands. **p. cu'tis,** pseudoleukemia with the development of skin-lesions. **infantile p.,** anemia in young children, usually without much leukocytosis, and due to rachitic tendencies. Called also *von Jaksch's disease.* **p. lymphat'ica,** non-splenic leukemia, a state associated with Hodgkin's disease and also with lymphomatous tumors of the kidneys and intestines in children. **myelogenous p.,** myelomatosis.

pseudoleukocythemia (su"do-lu-ko-si-the'me-ah). Same as *pseudoleukemia.*

Pseudolimax (su-do-li'max). See *Iodamœba buetschlii.*

pseudolipoma (su"do-lip-o'mah). Localized edema simulating lipoma. They occur in hysteria and certain lesions of the nervous system. Called also *neuropathic edema.*

pseudologia, pseudology (su-do-lo'je-ah, su-dol'o-je) [Gr. ψευδής false + λόγος discourse]. The writing of anonymous letters to people of prominence, to one's self, etc.

pseudolupus (su-do-lu'pus) A disease which closely simulates lupus: believed to be due to the presence of an oïdium

pseudoluxation (su-do-luk-sa'shun). Partial dislocation of a bone.

pseudolymphocyte (su-do-lim'fo-sīt). A leukocyte resembling a small lymphocyte, and having a nucleus that stains deeply and is inclosed by a layer of protoplasm which contains neutrophil granules.

pseudolyssa (su-do-lis'ah). Lyssophobia.

pseudomalaria (su"do-mal-a're-ah). A disease resembling malaria in its symptoms, but due to toxic metabolites or ptomains.

pseudomamma (su-do-mam'ah). A structure resembling a nipple, or even a complete mamma, sometimes found in ovarian dermoids.

pseudomania (su-do-ma'ne-ah) [Gr. ψευδής false + μανία madness]. 1. False or pretended madness. 2. Insanity in which the patient accuses himself of crimes which he has not committed.

pseudomasturbation (su"do-mas-tur-ba'shun). See *peotillomania.*

pseudomegacolon (su"do-meg'ah-ko-lon). Dilatation of the colon in adults. Cf. *megacolon.*

pseudomelanosis (su"do-mel-an-o'sis) [Gr. ψευδής false + *melanosis*]. A staining of the tissue after death with pigments from the blood.

pseudomembrane (su-do-mem'brān). A false membrane. See *membrane.*

pseudomembranous (su-do-mem'bra-nus). Marked by or pertaining to false membrane.

pseudo-Ménière's disease. A middle-ear disease with vertigo.

pseudomeningitis (su"do-men-in-ji'tis). Pial inflammation with symptoms resembling meningitis.

pseudometaplasia (su"do-met-ah-pla'se-ah) [Gr. ψευδής false + *metaplasia*]. Histologic accommodation.

pseudomnesia (su-dom-ne'zhe-ah) [Gr. ψευδής false + μνῆσις memory]. A condition in which the patient seems to remember things which have never occurred.

Pseudomonadaceæ (su-do-mo-nad-a'se-e). A systematic family under the order Eubacteriales. The members are short, rod-shaped organisms usually motile by means of polar flagella. They form no spores and are usually Gram-negative.

Pseudomonas (su-dom'o-nas) [Gr. *ψευδής* false + *μονάς* monad]. 1. A genus of bacteria having cells with polar flagella. 2. A genus of the Bacteriaceæ. They are saprophytic and produce a green, blue, or yellowishgreen water-soluble pigment which diffuses throughout the medium. **P. æruginosa,** Bacillus pyocyaneus; the organism which produces green pus. **P. aquatilis,** a non-pathogenic form from water. **P. cyanogenes,** the "bacillus of blue milk"; actively motile rods that produce a blue pigment. Called also *Bacillus lactis cyanogenes*. **P. fluorescens,** a non-pathogenic organism that produces a soluble pigment. Several varieties have been named according to the pigment produced: P. fluorescens *longus* produces a yellow pigment; *nivalis*, a green pigment; *non-liquifaciens*, a greenish, fluorescent pigment; *putidus*, a yellow pigment, and *tenuis*, a greenish-yellow pigment. **P. plicata,** a species from water which is often grouped in twos, fours, eights, etc. **P. protea-fluorescens,** a multiform species from the viscera of diseased fowls **P. pyocyanea,** a small, Gram-negative, motile organism found in green pus. It produces a green pigment, soluble in chloroform, called pyocyanin Called *Bacillus pyocyaneus* and *bacillus of blue pus*. **P. synxantha,** the "bacillus of yellow milk"; a form that produces a lemon-yellow pigment.

pseudomorphin (su-do-mor'fin). See *dehydromorphin*.

pseudomotor (su-do-mo'tor). Producing movements which are not normal.

pseudomucin (su-do-mu'sin). A variety of mucin found in ovarian cysts.

pseudomycosis sarcinica (su"do-mi-ko'sis sarsin'e-kah). A disease of the lungs believed to be caused by *Sarcina virchow'ii*.

pseudomyopia (su"do-mi-o'pe-ah). Defective vision, not myopia, which causes the patient to hold objects nearer than normal to the eyes, thus simulating myopia.

pseudomyxoma (su"do-miks-o'mah). A colloid growth developed upon the peritoneum, often secondary to an ovarian dermoid cyst. **p. peritonæ'i,** the presence in the peritoneal cavity of colloid matter from a ruptured ovarian cyst or a ruptured mucocele of the appendix.

pseudonarcotic (su"do-nar-kot'ik). Sedative and apparently, but not directly, narcotic.

pseudonarcotism (su-do-nar'kot-izm). A hysteric condition simulating narcotism.

pseudonavicella (su"do-nav-is-el'ah) [Gr. *ψευδής* false + L. *navicel'la* boat]. A form of spore or stage of growth seen in certain protozoa.

pseudoneoplasm (su-do-ne'o-plazm) [Gr. *ψευδής* false + *neoplasm*]. 1. A temporary formation resembling a tumor. 2. A phantom tumor.

pseudoneuroma (su"do-nu-ro'mah) [Gr. *ψευδής* false + *neuroma*]. A tumor on a nerve simulating a neuroma; false neuroma.

pseudonuclein (su-do-nu'kle-in). Same as *paranuclein*.

pseudonucleolus (su"do-nu-kle'o-lus) [Gr. *ψευδής* false + *nucleolus*]. A node formed by the intersection of chromatin threads.

pseudonucleus (su-do-nu'kle-us). A net-knot.

pseudonystagmus (su"do-nis-tag'mus). Nystagmus occurring as symptomatic of other diseases.

pseudo-ochronosis (su"do-ok-ron'o-sis). Ochronosis produced artificially.

pseudo-optogram (su-do-op'to-gram). An optogram in which the rods strip off from the illuminated spot and only the cones remain.

pseudo-osteomalacia (su"do-os-te-o-mal-a'she-ah). Rachitic contraction of the pelvis, giving the pelvis the appearance of osteomalacia.

pseudoparalysis (su"do-par-al'is-is). False paralysis: apparent loss of muscular power, without true paralysis, marked by defective coördination of movements or by repression of movement on account of pain. **p. agʹitans,** paralysis agitans. **arthritic general p.,** a condition resembling general paresis, dependent on intracranial atheroma in arthritic persons. **congenital atonic p.,** amyotonia congenita. **Parrot's p.,** pseudoparalysis of one or more of the extremities in infants caused by osteochondritis of the epiphysis. **syphilitic p.,** syphilitic inflammation of the epiphyses of the bones, producing impairment of motion.

pseudoparaphrasia (su"do-par-ah-fra'zhe-ah) [Gr. *ψευδής* false + *paraphrasia*]. Complete general incoherence in which the patient calls everything by a wrong name.

pseudoparaplegia (su"do-par-ap-le'je-ah). Paralysis of the lower limbs in which the reflexes are normal.

pseudoparasite (su-do-par'as-it) [Gr. *ψευδής* false + *parasite*]. A facultative parasite; also anything resembling a parasite.

pseudoparesis (su-do-par'es-is). A hysteric or other condition simulating paresis.

pseudopelade (su-do-pe'lād). A variety of alopecia resulting in the formation of small white cicatrices.

pseudopelletierin (su"do-pel-e-ti'er-in) [Gr. *ψευδής* false + *pelletierin*]. An alkaloid, $CH_3C_5H_8N(CH_2)_2CO$, from the root-bark of *Punica grana'tum*, or pomegranate.

pseudopepsin (su-do-pep'sin). A proteolytic enzyme secreted by certain glands of the stomach. It can act in a feebly alkaline as well as in acid media.

pseudopeptone (su-do-pep'tōn). Same as *ovomucoid*.

pseudopericardial (su"do-per-e-kar'de-al). Seeming to arise from the pericardium, but not really doing so.

pseudoperitonitis (su"do-per-it-o-ni'tis). Peritonism.

pseudophlegmon (su-do-fleg'mon) [Gr. *ψευδής* false + *phlegmon*]. A swollen and reddened state of the skin which follows irritative lesions of the nerves. **Hamilton's p.,** a circumscribed swelling which may become red and indurated, but never suppurates.

pseudophotesthesia (su"do-fo-tes-the'ze-ah). The perception of light on receipt of an abnormal stimulus, such as irritation of the schneiderian membrane.

pseudophthisis (su-dof'this-is) [Gr. *ψευδής* false + *phthisis*]. A wasting disease not of the nature of tuberculosis.

pseudoplasm (su'do-plazm). A new-growth which disappears spontaneously.

pseudoplegia (su-do-ple'je-ah) [Gr. *ψευδής* false + *πληγή* stroke]. Hysteric paralysis or pseudoparalysis.

pseudopneumococcus (su"do-nu-mo-kok'us). A coccus from acute lobar pneumonia much larger than the pneumococcus, and otherwise distinguishable from it.

pseudopneumonia (su"do-nu-mo'ne-ah). A condition marked by the symptoms of pneumonia, but without any lesions in the lungs.

pseudopod (su'do-pod). Same as *pseudopodium*.

pseudopodiospore (su-do-po'de-o-spōr) [*pseudopodium* + *spore*]. A spore having pseudopodia like an ameba. Called also *amebula*.

pseudopodium (su-do-po'de-um) [Gr. *ψευδής* false + *πούς* foot]. A temporary protrusion of the ectosarc of an ameba, serving for purposes of locomotion.

pseudoporencephaly (su"do-po-ren-sef'al-e). A condition resembling porencephaly, but without idiocy or even impairment of the intellect.

pseudoprotein (su"do-pro'te-in). A protein which is lacking in one or more of the essential amino-acids, for example, gelatin.

pseudopsia (su-dop'se-ah) [Gr. ψευδής false + ὄψις vision]. False or depraved vision; pseudoblepsia.

pseudopterygium (su"do-ter-ij'e-um) [Gr. ψευδής false + *pterygium*]. A kind of pterygium encroaching upon the conjunctiva from any direction, following injuries of the margin of the cornea.

pseudoptosis (su-do-to'sis) [Gr. ψευδής false + πτῶσις fall]. A condition simulating a ptosis.

pseudopunicin (su-do-pu'nis-in). Pseudopelletierin:.

pseudorabies (su-do-ra'be-ēz) [Gr. ψευδής false + *rabies*]. Hydrophobophobia or lyssophobia.

pseudoreaction (su"do-re-ak'shun). A clumping or other bacterial reaction not due to the presence of the typhoid bacillus.

pseudoreduction (su"do-re-duk'shun). The apparent halving of the chromosome number by synapsis.

pseudoreminiscence (su"do-rem-in-is'ens). Same as *confabulation*.

pseudorheumatism (su-do-ru'mat-izm). A condition resembling rheumatism, due to some non-rheumatic disease, as gonorrhea.

pseudoscarlatina (su"do-skar-lat-i'nah). A febrile condition with an eruption like that of scarlet fever, but due to septic poisoning.

pseudosclerosis (su"do-skle-ro'sis) [Gr. ψευδής false + σκλήρωσις hardening]. A condition with the symptoms, but without the lesions of disseminated sclerosis. **Westphal's p.** See *Westphal's neurosis*, under *neurosis*.

pseudosmallpox (su"do-smal'pox). Amaas.

pseudosmia (su-doz'me-ah) [Gr. ψευδής false + ὀσμή odor]. A delusion as to smell.

pseudosolution (su"do-so-lu'shun). Solutions which do not act according to the usual physical laws of solutions. The term is sometimes applied to colloidal solutions.

pseudostoma (su-dos'to-mah) [Gr. ψευδής false + στόμα mouth]. An apparent communication between stained epithelial cells.

pseudostrophanthin (su"do-stro-fan'thin). A poisonous glucosid, $C_{49}H_{80}O_{16}.H_2O$, from *Strophanthus hispidus*. Its action is upon the heart.

pseudostructure (su-do-struck'tshur) [Gr. ψευδής false]. Reticular substance. See under *substance*.

pseudosyphilis (su-do-sif'il-is). A condition marked by ulcers and eruption resembling those of syphilis, but yielding to non-specific treatment.

pseudotabes (su-do-ta'bēz) [Gr. ψευδής false + L. *ta'bes* wasting]. A condition marked by the symptoms of tabes dorsalis, but distinguished from it by its tendency to become completely cured, by tenderness on pressure of muscles, and by absence of Argyll-Robertson pupil. Called also *pseudo-ataxia*, *neurotabes*, and *peripheral tabes*. **diabetic p.** See *tabes diabetica*. **p. mesenter'ica,** an hysteric pseudotabes, chiefly of young women.

pseudotetanus (su-do-tet'an-us). Persistent muscular contractions resembling tetanus, but not associated with the presence of *Clostridium tetani*.

pseudotextoma (su"do-tex-to'mah) [*pseudo-* + *textoma*]. A neoplasm composed of partially differentiated tissue cells. Cf. *textoma*.

pseudothrill (su'do-thril). A symptom that simulates a true thrill.

pseudotoxin (su-do-tok'sin). A poisonous extract from belladonna leaves.

pseudotrachoma (su"do-trak-o'mah). A disease of the eye and limb resembling trachoma.

pseudotrichiniasis (su"do-trik-in-i'as-is). Pseudotrichinosis.

pseudotrichinosis (su"do-trik-in-o'sis) [Gr. ψευδής false + *trichinosis*]. A term for acute disseminated myositis, from the resemblance of the appearances to those of trichinosis; dermatomyositis.

pseudotropin (su-dot'ro-pin). A dark-brown, syrupy, liquid base: a decomposition-product of tropin.

pseudotubercle (su-do-tu'ber-kl). A tubercle resembling that of tuberculosis, but not due to the tubercle bacillus.

pseudotuberculoma (su"do-tu-ber-ku-lo'mah). A tumor resembling in structure a tuberculoma. **p. silicot'icum,** a pseudotuberculoma due to the presence in the tissue of silica.

pseudotuberculosis (su"do-tu-ber-ku-lo'sis). The term applied to a number of diseases occurring in man, sheep, cattle, horses, rabbits, and other rodents all of which are probably nocardial infections. See *nocardiosis* **p. hom'inis streptoth'rica,** a disease of man closely resembling tuberculosis, but due to a streptothrix.

pseudotumor (su-do-tu'mor). See *phantom-tumor*, under *tumor*.

pseudotyphoid (su-do-ti'foid) [Gr. ψευδής false + *typhoid*]. Spurious typhoid fever; a disease showing the symptoms of typhoid fever, but without the characteristic lesions of that disease and without typhoid bacilli.

pseudovacuole (su-do-vak'u-ōl). A round space within certain red blood-corpuscles containing an animal microörganism.

pseudovariola (su-do-var-i'o-lah). A condition marked by an eruption resembling that of smallpox. See *amaas*.

pseudoventricle (su-do-ven'trik-l). The fifth ventricle of the encephalon.

pseudovermicule, pseudovermiculus (su-do-ver'mik-ūl, su"do-ver-mik'u-lus). A state in the development of the plasmodium of pernicious malaria. It is a gregarine-like body developing in the intestine of the mosquito. See *Plasmodium malariæ*.

pseudovomiting (su-do-vom'it-ing). Regurgitation of matter from the stomach.

pseudoxanthin (su-do-zan'thin). 1. A leukomain, $C_4H_5N_5O$, from muscular tissue; also an isomer of xanthin from uric acid. 2. A compound, $C_5H_4N_4O_2$, from uric acid.

pseudoxanthoma (su"do-zan-tho'mah). A disease resembling xanthoma. **p. elas'ticum,** a rare skin disease marked by small papules, individual or confluent, or massed into plaques, thickening of the skin where the lesions exist, and exaggeration of the normal creases and folds of the skin. The histologic features are masses of swollen and degenerated elastic fibers with degeneration of the collagen fibers in the lower and middle layers of the dermis. Called also *elastoma* and *nævus elasticus*.

pseudozoöglea (su"do-zo-og-le'ah). A clump of bacteria not disintegrating readily in water, arising from imperfect separation or more or less fusion of the components, but not having the degree of compactness and gelatinization seen in zooglea.

psicain (si'ka-in). A synthetic cocain tartrate, $C_{17}H_{21}O_4N.C_4H_6O_6$; the acid tartrate of d-ψ-cocain. It is more active and less toxic than cocain· used as a local anesthetic in solution of from 0 2 to 20 per cent.

psiconal (si'ko-nal). A proprietary combination of psicain and adrenalin in physiologic salt solution: used as a local anesthetic in ¾ per cent. solution.

psilosis (si-lo'sis) [Gr. ψίλωσις a stripping]. 1. Falling out of the hair. 2. See *sprew*.

psilothin (sil'o-thin) [Gr. ψίλωθρον depilatory]. An improved dropax or depilatory plaster.

psilothron (sil-o'thron). A depilatory.

psilotic (sil-o'tik). Pertaining to psilosis.

psittacosis (sit-ak-o'sis) [L. *psittacus;* Gr. ψιττακός parrot]. A contagious influenza of parrots communicable to man, and marked by pulmonary disorder and high fever. It is caused by *Bacterium psittacosis.*

psoas (so'as) [Gr. ψόα loin]. The name of the loin muscles. See *muscles, table of.*

psodymus (sod'im-us) [Gr. ψόα loin + δίδυμος twin]. A monster with two heads and bodies, but single at and below the loins.

psoitis (so-i'tis) [Gr. ψόα loin muscle]. Inflammation of a psoas muscle or of its sheath.

psomophagia (so-mo-fa'je-ah) [Gr. ψωμός morsel + φαγεῖν to eat]. Thorough chewing of the food.

psomophagy (so-mof'aj-e). Psomophagia.

psora (so'rah) [Gr. ψώρα]. 1. Scabies or the itch. 2. Psoriasis.

psorelcosis (so-rel-ko'sis) [Gr. ψώρα itch + ἕλκωσις ulceration]. Ulceration due to scabies.

psorenteria (so-ren-te're-ah). Abnormal prominence of the closed follicles of the intestine.

psorenteritis (so''ren-ter-i'tis) [*psora* + *enteritis*]. A condition of the bowels peculiar to Asiatic cholera.

psoriasic (so-re-as'ik). Same as *psoriatic.*

psoriasiform (so-re-as'if-orm). Resembling psoriasis.

psoriasis (so-ri'as-is) [Gr. ψωρίασις]. A skin disease of many varieties, characterized by the formation of scaly red patches on the extensor surfaces of the body. **p. annula'ris,** psoriasis in ring-shaped patches. Called also *p. circinata.* **p. bucca'lis.** See *leukoplakia buccalis.* **p. circina'ta.** See *p. annularis.* **p. diffu'sa,** a form in which there is more or less coalescence of large contiguous lesions. Bakers' itch, grocers' itch, and bricklayers' itch belong to this variety. **p. gutta'ta,** a form occurring in small, distinct, and irregular patches. **p. gyra'ta,** a form with patches having a serpentine arrangement. **p. invetera'ta,** a form with confluent lesions and with thickening and hardening of the skin. **p. lin'guæ.** Same as *leukoplakia buccalis.* **p. nummula'ris,** psoriasis in circular patches which resemble small coins. **p. ostea'cea,** psoriasis complicated by joint affections. **p. palma'ris,** a syphiloderm of the palms or soles. **p. puncta'ta,** a variety in which the lesions consist of minute, red, pinhead-shaped papules, often surmounted with pearly scales. **p. rupioi'des,** psoriasis with rupia-like crusts. **p. universa'lis,** a form with lesions over the whole body.

psoriatic (so-re-at'ik). 1. Pertaining to, affected with, or of the nature of, psoriasis. 2. A person affected with psoriasis.

psoric (so'rik). Pertaining to or affected with scabies.

psorinum (so-ri'num). A homeopathic preparation of itch-pus.

psorocomium (so-ro-ko'me-um) [Gr. ψώρα itch κομεῖν to care for]. A hospital for psoriasis.

psoroid (so'roid). Resembling scabies.

Psorophora (so-rof'o-rah) A genus of mosquitos, the larvæ of which prey on the larvæ of other kinds of mosquitos.

psorophthalmia (so-rof-thal'me-ah) [Gr. ψωροφθαλμία]. A form of ulcerative marginal blepharitis.

Psoroptes (so-rop'tēz). A genus of itch mites. **P. commu'nis** causes sheep scab, Texas itch of cattle, and mange in horses, dogs, and other animals. **P. cunic'uli** causes otocariasis in rabbits.

psorosperm (so'ro-sperm) [Gr. ψωρός rough, scabby + σπέρμα seed]. Any parasitic myxosporidian animal microörganism.

psorospermia (so-ro-sper'me-ah), pl. *psorosper'miæ.* The spore of a psorospermic organism; Rainey's corpuscle.

psorospermial, psorospermic (so-ro-sper'me-al, so-ro-sper'mik). Of the nature of a psorosperm.

psorospermiasis (so''ro-sper-mi'as-is). Psorospermosis.

psorospermosis (so''ro-sper-mo'sis). A morbid state due to the presence of psorosperms.

psorous (so'rus) [Gr. ψωρός]. Affected with psora, or itch.

P. S. P. Abbreviation for *phenol sulphonephthalein test.*

psychalgalia (si-kal-ga'le-ah). Same as *algopsychalia.*

psychalgia (si-kal'je-ah) [Gr. ψυχή soul + ἄλγος pain]. 1. A pain of mental or hysteric origin, such as neurasthenic headache, clavus hystericus, etc. 2. Pain attending or resulting from a mental operation· called also *mind-pain* or *soul-pain.*

psychalia (si-ka'le-ah) [Gr. ψυχή soul]. A morbid state of mind in which voices seem to be heard and images to be seen. Called also *mentalia.*

psychanalysis (si-kan-al'is-is) [Gr. ψυχή soul + *analysis*]. The method of eliciting from nervous patients an idea of their past emotional experiences and the facts of their mental life, in order to discover the mechanism by which a pathologic mental state has been produced, and to furnish hints for psychotherapeutic procedures.

psychanopsia (si-kan-op'se-ah) [Gr. ψυχή soul + ἀν not + ὄψις vision]. Psychic blindness. See under *blindness.*

psychasthenia (si-kas-the'ne-ah) [Gr. ψυχή soul + *asthenia*]. A functional neurosis marked by states of pathologic fear or anxiety, obsessions, fixed ideas, tics, feelings of inadequacy, self-accusation, and peculiar feelings of strangeness, unreality, and dispersonalization (Janet).

psychataxia (si-kat-aks'e-ah) [Gr. ψυχή soul + *ataxia*]. Disordered mental condition marked by inability to fix the attention, agitation, etc.

psyche (si'ke) [Gr. ψυχή soul] 1. The mind. 2. The cerebrospinal nervous system.

psycheclampsia (si-kek-lamp'se-ah) [Gr. ψυχή mind + ἐκλάμπσις a flashing]. Acute mania.

psycheism (si'ke-izm) [Gr. ψύχή soul]. Hypnotism.

psychiater (si-ke-a'ter). Same as *psychiatrist.*

psychiatric (si-ke-at'rik). Pertaining to psychiatry.

psychiatrics, psychiatry (si-ke-at'riks, si'ke-atre) [Gr ψυχή mind + ἰατρεία healing] The recognition and treatment of mental disorders.

psychiatrist (sik-i'at-rist). An expert in psychiatry.

psychic, psychical (si'kik, si'kik-al) [Gr. ψυχικός]. Pertaining to the mind.

psychics (si'kiks). Psychology.

psychinosis (si-kin-o'sis) [Gr. ψυχή soul + νόσος disease]. A functional nervous disease.

psychism (si'kizm). The theory that there is a fluid diffused through all living beings, animating all alike.

psychlampsia (si-klamp'se-ah) [Gr. ψυχή soul + λάμψις a shining]. Mania considered as a discharging phenomenon of perverted brain activity.

psychoalgalia (si''ko-al-ga'le-ah). See *algopsychalia.*

psycho-analysis (si''ko-an-al'is-is). See *psychanalysis.*

psycho-asthenics (si''ko-as-then'iks) [Gr. ψυχή soul + α not + σθένος strength]. The study of the feeble-minded.

psycho-auditory (si-ko-aw'dit-o-re). Pertaining to the consciousness and intelligent perception of sound.

psychobiology (si''ko-bi-ol'o-je). That branch of biology which considers the interactions between body and mind.

psychocatharsis (si"ko-kath-ar'sis) [Gr. ψυχή soul + κάθαρσις purging]. See *catharsis*, 2d def.

psychochrome (si'ko-krōm) [Gr. ψυχή mind + χρῶμα color]. A subjective mental association between any bodily sensation and some particular color.

psychochromesthesia (si-ko-krōm-es-the'ze-ah) [Gr. ψυχή mind + χρῶμα color + αἴσθησις sensation]. The condition in which auditory stimuli produce sensations or associated sensations of color.

psychocoma (si-ko-ko'mah) [Gr. ψυχή mind + *coma*]. Melancholic stupor.

psychocortical (si-ko-kor'tik-al). Pertaining to the mind and to the cortex of the brain.

Psychodidæ (si-ko'did-e). The moth midges; a family of small flies without ocelli and with the body densely covered with coarse hairs.

psychodometry (si-ko-dom'et-re) [Gr. ψυχή mind + ὁδός way + μέτρον measure]. The measurement of the rate of mental action.

psychodynamics (si"ko-di-nam'iks) [Gr. ψυχή mind + δυναμίς power] The science of mental action.

psycho-epilepsy (si"ko-ep-il-ep'se). A functional neurosis with symptoms closely resembling those of true epilepsy.

psychogalvanic reflex (si"ko-gal-van'ik). See under *reflex*.

psychogenesis (si-ko-jen'es-is) [Gr. ψυχή mind + γένεσις origin]. The development of the mind.

psychogenia (si-ko-je'ne-ah). A disease due to faulty psychic activity.

psychogenic (si-ko-jen'ik). Originating in the mind; psychic.

psychogenous (si-koj'en-us). Psychogenic.

psychognosis (si-ko-gno'sis) [Gr. ψυχή soul + γνῶσις knowledge]. Sidis' term for the study which will enable the examiner to gain a complete knowledge of the patient's soul, chiefly by means of hypnosis or hypnoidal states.

psychognostic (si-kog-nos'tik). Pertaining to psychognosis.

psychogram (si'ko-gram) [Gr. ψυχή mind + γράμμα a writing]. A visual sensation associated with a mental idea as of a certain number which appears visualized when it is thought of.

psychograph (si'ko-graf) [Gr. ψυχή soul + γράφειν to write]. An instrument for recording unconscious movements of the hand.

psychokinesia (si"ko-kin-e'ze-ah) [Gr. ψυχή soul + κίνησις motion]. Explosive cerebral action, due to defective inhibition.

psychokym (si'ko-kim). A psychic process conceived physiologically, that something which flows through the central nervous system and which is at the basis of psychic processes.

psycholagny (si'ko-lag-ne) [Gr. ψυχή mind + λαγνεία lust]. Sexual enjoyment produced by mental and imaginary sexual acts.

psycholepsy (si-ko-lep'se) [Gr. ψυχή mind + λαμβάνειν to seize upon]. A condition in which the mental or psychologic attention is lowered.

psychology (si-kol'o-je) [Gr ψυχή mind + λόγος discourse]. That branch of science which treats of the mind and mental operations. **abnormal p.**, the study of derangements or deviations of mental functions. **analytic p.**, psychology by introspective methods, as opposed to experimental psychology. **animal p.**, the study of the mental activity of animals. **child p.**, the study of the development of the mind of the child. **comparative p.**, the study of the mental action of animals. **criminal p.**, the study of the mental action of criminals. **experimental p.**, the study of the mind and mental operations by the employment of experimental methods. **genetic p.**, that branch of psychology which deals with the development of mind in the individual and with its evolution in the race. **physiologic p.**, that branch of psychology which applies the facts taught in neurology to show the relation between the mental and the neural. **social p.**, that branch of psychology which treats of the social aspects of mental life.

psychometer (si-kom'et-er). An instrument used in psychometry.

psychometry (si-kom'et-re) [Gr. ψυχή mind + μέτρον measure]. Measurement of the time consumed in mental operations.

psychomotor (si-ko-mo'tor) [Gr. ψυχή mind + L. *mo'tor* mover]. Pertaining to or causing voluntary movements.

psychoneurosis (si"ko-nu-ro'sis) [Gr. ψυχή mind + νεῦρον nerve] Any one of a group of borderland disorders of the mind which are not true insanities. The term includes hysteria, neurasthenia, and psychasthenia. **defense p.**, a psychosis or neurosis whose symptoms are due to the attempt to repress a painful idea. The idea is excluded from the mind, but remains in subconsciousness, where it acts as a cause of disturbance. The term includes hysteria as well as various neuroses and psychoses. **p. maid'ica**, pellagra.

psychonomy (si-kon'o-me) [Gr. ψυχή soul + νόμος law]. The science of the laws of mental activity.

psychonosema (si"ko-no-se'mah) [Gr. ψυχή soul + νόσημα illness]. Any mental disorder.

psychonosis (si-ko-no'sis) [Gr. ψυχή soul + νόσος disease]. Any disease or affection caused by mental or moral agents.

psychoparesis (si-ko-par'es-is) [Gr. ψυχή mind + πάρεσις weakness]. Weakness of mind.

psychopath (si'ko-path). A person affected with a psychoneurosis, a person under the influence of some abnormal instinct.

psychopathia (si-ko-pa'the-ah). Same as *psychopathy*. **p. sexua'lis**, mental disease marked by perversion of the sexual feelings.

psychopathic (si-ko-path'ik). Pertaining to mental disease.

psychopathist (si-kop'ath-ist). An alienist.

psychopathology (si"ko-path-ol'o-je) [Gr. ψυχή mind + *pathology*]. The pathology of mental disorders, the science of the pathologic working of the mind.

psychopathosis (si-ko-path-o'sis). Southard's term for any mental disease of the psychopathic group.

psychopathy (si-kop'ath-e) [Gr. ψυχή mind + πάθος affection]. Any disease of the mind; insanity.

psychophysical (si-ko-fiz'ik-al). Pertaining to the mind and its relation to physical manifestations.

psychophysics (si-ko-fiz'iks) [Gr. ψυχή mind + φυσικός natural]. The science of the relations of mental processes to their causation and manifestations; experimental psychology.

psychophysiology (si"ko-fiz-e-ol'o-je) [Gr. ψυχή mind + *physiology*]. The physiology of the mental organs or apparatus.

psychoplasm (si'ko-plazm). Same as *protyl*.

psychoplegia (si-ko-ple'je-ah) [*psychoplegic*]. A sudden attack of mental weakness.

psychoplegic (si-ko-ple'jik) [Gr. ψυχή mind + πληγή stroke]. An agent that lessens cerebral activity or excitability.

psychopneumatology (si"ko-nu-mat-ol'o-je) [Gr. ψυχή mind + πνεύμα breath + λόγος treatise]. The study of the interactions of mind, body, and soul.

psychoreaction (si"ko-re-ak'shun) [Gr. ψυχή soul + *reaction*]. See *Much's reaction*, under *reaction*.

psychorhythmia (si-ko-rith'me-ah) [Gr. ψυχή mind + ῥυθμός rhythm]. A condition in which there is involuntary repetition of the various mental actions.

psychorrhagia (si-kor-a'je-ah) [Gr.]. The death-struggle.

psychorrhea (si-ko-re'ah) [Gr. ψυχή mind + ῥοιά flow]. A mental condition characterized by an overabundance of theories and ideas with vitiation of instinct, reason, and common sense, resulting in an incoherent stream of thought.

psychosensorial (si''ko-sen-so're-al). Psychosensory.

psychosensory (si-ko-sen'so-re). Pertaining to the conscious perception of sensory impulses to the mind and to sensation.

psychosin (si-ko'sin). A galactosid, $C_{23}H_{45}N_7O$, resulting from the decomposition of phrenosin. On hydrolysis it yields galactose and sphingosin.

psychosis (si-ko'sis) [Gr. ψυχή soul]. 1. Any disease or disorder of the mind; any disorder characterized by mental aberration. 2. Any thought process. **anxiety p.**, a functional disorder of the mind characterized by anxiety and depression. **Cheyne-Stokes p.**, a condition resembling cardiac asthma, with intense motor agitation, sometimes seen along with the onset of Cheyne-Stokes respiration in chronic heart disease. **exhaustion p.**, mental disorder due to some exhausting or depressing occurrence, as an operation. **febrile p.**, infection-exhaustion psychosis. **infection-exhaustion p.**, confusional insanity. See *insanity*. **involutional p.**, mental disorder coming on in the aged. **Korsakoff's p.**, a psychosis, usually based on chronic alcoholism, marked by disturbance of orientation, susceptibility to external stimulation and suggestion, falsification of memory, and hallucinations. The signs of polyneuritis (wrist-drop, etc.) are usually present. Called also *polyneuritic psychosis, cerebropathia psychica toxæmica,* and *chronic alcoholic delirium.* **manic-depressive p.**, manic-depressive insanity. **p. polyneurit'ica.** Same as *Korsakoff's p.* **senile p.**, mental disorder in old persons. **situation p.**, a transitory mental disorder caused by an unbearable situation over which the patient has no control. **toxic p.**, mental disorder due to toxemia. **zoöphil p.**, a psychosis marked by insane affection for or interest in animals.

psychosomatic (si''ko-so-mat'ik) [Gr. ψυχή mind + σῶμα body]. Having bodily symptoms of a psychic or mental origin.

psychotechnics (si-ko-tek'niks) [Gr. ψυχή soul + τέχη art]. The employment of psychologic methods in studying sociologic and other problems.

psychotherapeutics, psychotherapy (si''ko-ther-ap-u'tiks, si-ko-ther'ap-e) [Gr. ψυχή soul + *therapy*]. 1. Psychiatry. 2. Mental therapeutics, mind-cure, or cure by making mental impressions or suggestions.

psychotic (si-kot'ik). Pertaining to or caused by psychosis.

psychotrin (si'ko-trin). An alkaloid, $C_{28}H_{36}N_2O_4 \cdot 4H_2O$, of ipecac.

psychro-algia (si-kro-al'je-ah) [Gr. ψυχρός cold + ἄλγος pain]. Painful psychro-esthesia.

psychro-esthesia (si''kro-es-the'ze-ah) [Gr. ψυχρός cold + αἴσθησις feeling]. A state in which a part of the body, though warm, seems cold.

psychrometer (si-krom'et-er) [Gr. ψυχρός cold + μέτρον measure]. An apparatus for measuring atmospheric moisture by the difference in reading of two thermometers one with a dry bulb and one with a wet bulb. **sling p.**, a convenient and reliable instrument in which the thermometers are swung through the air to facilitate evaporation from the wet bulb.

psychrophilic (si-kro-fil'ik) [Gr. ψυχρός cold + φιλεῖν to love]. Fond of cold: said of bacteria which develop best between 15° and 20° C. See also *mesophilic* and *thermophilic.*

psychrophobia (si-kro-fo'be-ah) [Gr. ψυχρός cold + φόβος fear]. Insane or morbid dread of cold.

psychrophore (si'kro-fōr) [Gr. ψυχρός cold + φέρειν to bear]. A double catheter for applying cold to the urethra.

psychrotherapy (si-kro-ther'ap-e) [Gr. ψυχρός cold + θεραπεία treatment]. The treatment of disease by the application of cold.

psyctic (sik'tik) [Gr. ψύχειν to cool]. Cooling.

psydracium (si-dra'se-um) [Gr. ψυδράκιον blister]. An old name for a pustular skin disease.

psylla (sil'ah). A proprietary preparation of psyllium.

psyllium (sil'e-um). The plant *Planta'go psyll'ium,* whose seed is used as a mild laxative. Dose, 1–4 dr. (4–15 gm.).

Pt., pt. Abbreviation for *pint* and symbol for *platinum.*

ptarmic (tar'mik). Same as *sternutatory.*

ptarmus (tar'mus). Spasmodic sneezing.

Ptelea trifolia'ta (te'le-ah) [L.] A shrub of North America, hop-trefoil: used homeopathically.

ptelein (te'le-in). An extract from the root-bark of *Pte'lea trifolia'ta:* a stimulant and tonic.

Pteridophyta (ter-id-of'it-ah) [Gr. πτερίς wing + φυτόν plant]. A division of the plant kingdom including the ferns.

pteridophyte (ter'id-o-fīt). One of the *Pteridophyta.*

pterion (te're-on) [Gr. πτερόν wing]. A point at the junction of the frontal, parietal, temporal, and great wing of the sphenoid bones; about 1¼ inches (3 cm.) behind the external angular process of the orbit.

pternalgia (ter-nal'je-ah) [Gr. πτέρνα heel + ἄλγος pain]. Pain in the heel.

Pterococcus aphyl'la (te-ro-kok'us) [Gr. πτερόν wing + κόκκος berry]. A polygonaceous plant of Siberia its fruit is edible; the root affords a good tragacanth, which is eaten.

pterygium (te-rij'e-um) [Gr. πτερύγιον wing]. A patch of thickened conjunctiva extending over a part of the cornea. The membrane is usually fan shaped, with the apex toward the pupil and the base toward the inner canthus. Unless checked, it tends to spread over the eyeball. **congenital p.** See *epitarsus.*



Pterygium (Woolf).

pterygoid (ter'ig-oid) [Gr. πτέρυξ wing + εἶδος form]. Shaped like a wing.

pterygomaxillary (ter''ig-o-maks'il-a-re). Pertaining to a pterygoid process and the upper jaw.

pterygopalatine (ter''ig-o-pal'at-in). Pertaining to a pterygoid process and to the palate bone.

ptilosis (ti-lo'sis) [Gr. πτίλωσις]. 1. A falling out or loss of the eyelashes. 2. A form of pneumoconiosis caused by inhaling the dust from ostrich feathers.

ptisan (tiz'an) [L. *ptis'ana;* Gr. πτισάνη]. Sweetened barley-water, or other similar preparation: a decoction or medicinal tea.

P. T. O. Abbreviation for Ger. *Perlsucht tuberculin original,* or Klemperer's tuberculin.

ptomain, ptomaine (to'ma-in) [Gr. πτῶμα carcass]. Any one of a class of bases formed under the action of bacteria or of metabolism by the splitting of carbon dioxid from an amino-acid. The ptomains are amins; some are toxic and some have a powerful effect on blood-pressure. Called also *animal alkaloid, putrefactive alkaloid,* and *cadaveric alkaloid.*

ptomainemia, ptomainæmia (to''ma-in-e'me-ah) [*ptomain* + Gr. αἷμα blood]. The presence of ptomains in the blood.

ptomainotoxism (to"ma-in-o-tok'sism). Poisoning by a ptomain.

ptomatin (to'mat-in). Same as *ptomain*.

ptomatopsia (to-mat-op'se-ah) [Gr. πτῶμα corpse + ὄψις vision]. Inspection of dead body; autopsy.

ptomatopy (to-mat'op-e). Ptomatopsia.

ptomatropin (to-mat'ro-pin) [*ptomain* + *atropin*]. A ptomain from putrid sausages and the viscera of corpses of those dead from typhoid fever. It has effects somewhat like those of atropin.

ptosed (tōst). Affected with ptosis; prolapsed.

ptosis (to'sis) [Gr. πτῶσις fall]. 1. A paralytic drooping of the eyelid. 2. The prolapse of an organ or part. **abdominal p.** Same as *splanchnoptosis*. **p. adipo'sa, false p.**, an apparent ptosis caused by a fold of skin and fat hanging down below the border of the eyelid. **Horner's p.**, moderate ptosis of an eye, with retraction of the eyeball, miosis, and flushing of the affected side of the face, due to lesions of the cervical sympathetic. **p. lipomato'sis**, ptosis produced by lipoma of the eyelid. **morning p.** See *waking p.* **p. sympath'ica**, ptosis associated with miosis, vasomotor facial paralysis, and diseases of the cervical sympathetic system. **visceral p.**, splanchnoptosis. **waking p.**, temporary paralysis of the upper lid on awakening from sleep.

ptotic (to'tik). Pertaining to or affected with ptosis.

P. T. R. Abbreviation for Ger. *Perlsucht Tuberculin Rest*, a tuberculin prepared from bovine bacilli in the same manner as Koch's new tuberculin.

ptyalagogue (ti-al'ag-og) [Gr. πτύαλον spittle + ἀγωγός leading]. Same as *sialogogue*.

ptyalectasis (ti-al-ek'tas-is) [Gr. πτύαλον saliva + ἔκτασις distention] Dilatation of one of the ducts of the salivary glands.

ptyalin (ti'al-in) [Gr πτύαλον spittle]. An enzyme occurring in the saliva which converts starch into maltose and dextrose.

ptyalinogen (ti-al-in'o-jen) [*ptyalin* + Gr. γεννᾶν to produce]. A hypothetic substance which is supposed to exist in the cells of the salivary glands, and to be intermediary in the formation of ptyalin.

ptyalism (ti'al-izm) [Gr. πτυαλισμός]. Excessive secretion of saliva, salivation. **mercurial p.** See *salivation*.

ptyalith (ti'al-ith) [Gr. πτύαλον spittle + λίθος stone]. A salivary calculus.

ptyalize (ti'al-īz). To increase or stimulate the secretion of saliva.

ptyalocele (ti-al'o-sēl) [Gr. πτύαλον spittle + κήλη tumor]. A cystic tumor containing saliva. **sublingual p.** See *ranula*.

ptyalogenic (ti"al-o-jen'ik) [Gr. πτύαλον saliva + γεννᾶν to produce]. Formed from or by the action of saliva, as, *ptyalogenic* calculus.

ptyalogogue (ti-al'o-gog). Sialogogue.

ptyalolith (ti'al-o-lith). Ptyalith.

ptyalolithiasis (ti"al-o-lith-i'as-is). The presence of salivary calculi.

ptyalorrhea (ti-al-o-re'ah) [Gr. πτύαλον saliva + ῥοιά flows). An abnormally copious flow of saliva.

ptyalose (ti'al-ōs). Maltose produced by the action of ptyalin on starch.

ptyocrinous (ti-ok'rin-us) [Gr. πτύον fan + κρίνειν to separate]. Elaborating secretion in the form of granules which are eventually extruded said of unicellular glands, as goblet-cells, which secrete in this way. Cf. *diacrinous*.

ptyophagon (ti-o-fa'gon) [Gr. πτύαλον saliva + φαγεῖν to eat]. A proprietary sputum disinfectant.

puberal (pu'ber-al) [L. *pu'ber* of marriageable age]. Pertaining to puberty.

pubertas (pu'ber-tas). Latin for *puberty*. **p. præ'cox**, pathologically early sexual maturity.

puberty (pu'ber-te) [L. *puber'tus*]. The age at which the reproductive organs become functionally operative. It occurs between twelve and seventeen years of age, and is indicated in the male by change of voice and seminal discharge, and in the female by the occurrence of menstruation.

pubes (pu'bēz) [L.]. 1. The hair on the external genitalia, or the region covered by it. 2. The pubic bone.

pubescence (pu-bes'ens). 1. Puberty. 2. Downiness; lanugo.

pubescent (pu-bes'ent) [L. *pubes'cens* becoming hairy]. 1. Covered with down or lanugo. 2. Arriving at the age of puberty.

pubetrotomy (pu-be-trot'o-me) [*pubes* + *etrotomy*]. Section of the os pubis and of the lower abdominal wall.

pubic (pu'bik). Pertaining to the pubes or os pubis.

pubiotomy (pu-be-ot'o-me) [*pubis* + Gr. τέμνειν to cut] The operation of cutting through the pubic bone lateral to the median line. Called also *hebotomy* and *hebosteotomy*.

pubis (pu'bis) [L.]. The pubic bone; os pubis, or pubes.

pubofemoral (pu-bo-fem'or-al). Pertaining to the os pubis and femur.

puboprostatic (pu"bo-pros-tat'ik). Pertaining to the os pubis and prostate gland.

pubotibial (pu-bo-tib'e-al). Pertaining to the pubes and tibia.

pubovesical (pu-bo-ves'ik-al). Pertaining to the pubes and bladder.

puccin (puk'sin). A principle from *Sanguina'ria canaden'sis*.

puces (pu'sēz). Scabies.

pudenda (pu-den'dah), pl. of *puden'dum* [L.]. The external genital organs.

pudendal (pu-den'dal). Pertaining to the pudenda.

pudendum (pu-den'dum), pl. *puden'da* [L. *pude're* to be ashamed]. The external genital parts, especially of the female. **p. mulie'bre** [B N A], the vulva.

pudic (pu'dik) [L. *pu'dicus*]. Pertaining to the pudenda.

puericulture (pu-er'ik-ult-ur) [L. *pu'er* boy + *cultu'ra* culture]. The art of rearing and training children.

puerile (pu'er-il) [L. *pueri'lis; pu'er* boy]. Pertaining to childhood or to children; childish.

puerilism (pu'er-il-izm) [L *pu'er* boy] A condition in which the patient's mind seems to return to its state when a child.

puerpera (pu-er'per-ah) [L. *pu'er* boy + *par'ere* to bear]. A woman in childbed.

puerperal (pu-er'per-al) [L. *puerpera'lis*]. Pertaining to childbirth.

puerperalism (pu-er'per-al-izm). A diseased condition incident to childbirth.

puerperant (pu-er'per-ant). A puerperal woman.

puerperium (pu-er-pe're-um) [L.]. The period or state of confinement, childbed.

puff (puf). A short, blowing, auscultation sound. **veiled p.**, a faint, muffled pulmonary murmur.

puffball (puf'bawl). See *Lycoperdon*.

pugil, pugillus (pu'jil, pu-jil'us) [L. *pugil'lus*]. A handful.

pujos blancos (poo'hōs blahnk'ōs) [Sp. "white straining"]. A Chilian dysentery with white discharges.

pukatein (pu-kat'e-in). A crystalline alkaloid, $C_{17}H_{17}NO_3$, from *Laurelia novæ-zelandiæ*.

puke-weed. Lobelia.

pulegone (pu'leg-ōn). A volatile oil, a menthene, $CH_3C_6H_7O{:}C(CH_3)_2$, from pennyroyal oil.

Pulex (pu'leks), pl. *pu'lices* [L. "flea"]. A genus of fleas which are parasitic on man and on dogs, cats, and badgers. **P. cheo'pis.** See *Xenopsylla cheopis*. **P. duge'si**, a flea found in Mexico which much resembles *P. irritans*, but has a longer rostrum. **P. ir'ritans**, the common flea of Europe, is parasitic in the skin of man, its bite producing itching. **P. pen'etrans**, the chigo or jigger-flea. See *chigger*. **P. serrat'iceps.** See *Ctenocephalus canis*.

pulicicide, pulicide (pu-lis'is-īd, pu'lis-īd) [L. *pu'lex* flea + *ca'dere* to kill]. Anything which will destroy fleas.

Pulicidæ (pu-lis'id-e). A family of the Hemiptera which includes most of the fleas. Four genera are important to man: *Pulex, Ceratophyllus, Ctenocephalus*, and *Xenopsylla*.

pullulate (pul'u-lāt). To germinate.

pullulation (pul-u-la'shun) [L. *pullula're* to sprout]. The act or process of budding or of sprouting; germination.

Pulm. Abbreviation for L. *pulmen'tum*, gruel.

pulmo-aortic (pul''mo-a-or'tik). Pertaining to the lungs and the aorta.

pulmoform (pul'mo-form). Guaiaform.

pulmometer (pul-mom'et-er) [L. *pul'mo* lung + *me'trum* measure]. A form of spirometer for measuring the capacity of the lungs for air.

pulmometry (pul-mom'et-re). The measurement of the lung capacity.

pulmonal (pul'mo-nal). Pulmonary.

pulmonary (pul'mo-na-re) [L. *pulmona'rius*]. Pertaining to the lungs.

pulmonectomy (pul-mo-nek'to-me). Same as *pneumonectomy*.

pulmonic (pul-mon'ik). 1. Pertaining to the lungs; pulmonary. 2. Pertaining to the pulmonary artery.

pulmonin (pul'mo-nin). A dry therapeutic extract of calves' lungs: used in pulmonary diseases.

pulmonitis (pul-mo-ni'tis). Inflammation of the lungs; pneumonia.

pulmotor (pul'mo-tor) [L. *pul'mo* lung + *mo'tor* mover]. An apparatus for producing artificial respiration by forcing oxygen into the lungs, and, when they are distended, sucking out the air.

pulmozym (pul'mo-zim). A therapeutic preparation of lung tissue.

pulpation (pul-pa'shun). The process or state of reduction to a pulp.

pulp (pulp) [L. *pul'pa*]. Any soft, juicy animal or vegetable tissue. In dentistry, the dental pulp. **p. canal**, that part of the pulp-cavity which is within the root of a tooth. **p.-cavity**, the space within a tooth containing the dental pulp. **p.-chamber**, that portion of the pulp cavity which is contained within the crown portion of a tooth. **dead p.**, non-vital pulp. **dental p., dentinal p.**, the soft, vascular tissue occupying the pulp chamber and the root canals of a tooth, composed of nerves, blood-vessels, and connective tissue. **devital p., devitalized p.**, non-vital pulp. **digital p.**, the soft cushion on the palmar or plantar surface of the distal phalanx of a finger or toe. **exposed p.**, the condition in which the denture covering the dental pulp is absent. **mummified p.**, dental pulp affected with dry gangrene. **non-vital p.**, dental pulp which is dead. **punctured p.**, exposed pulp. **splenic p.**, the dark, reddish-brown substance which fills up the interspaces of the trabeculæ of the spleen. **p.-stone.** See *nodule, pulp*. **tooth p.**, dental pulp. **vaccine p.**, the semisolid material of smallpox vaccine as it is taken from the calf before it has been ground with glycerin. **vertebral p.**, the soft central portion of an intervertebral disk. **vital p.**, dental pulp which is alive.

pulpa (pul'pah) [L. "flesh"]. Pulp. **p. den'tis** [B N A], dental pulp.

pulpal (pul'pal). Pertaining to the pulp.

pulpalgia (pul-pal'je-ah) [*pulp* + Gr. ἄλγος pain]. Pain in the dental pulp; pulpitis.

pulpation (pul-pa'shun). Pulpefaction.

pulpectomy (pul-pek'to-me) [*pulp* + Gr. ἐκτομή excision]. Removal of the dental pulp from a tooth.

pulpefaction (pul-pe-fak'shun) [L. *pul'pa* pulp + *fa'cere* to make]. Conversion into pulp.

pulpiform (pul-pif-orm). Resembling pulp.

pulpitis (pul-pi'tis). Inflammation of the dental pulp.

pulpless (pulp'les). Having the pulp removed: said of teeth.

pulpotomy (pul-pot'o-me) [*pulp* + Gr. τομή a cut]. Incision into the pulp of a tooth.

pulpy (pul'pe). Soft or pultaceous.

pulque (pul'ke). A fermented drink made in Mexico and Central America from the juice of agave or maguey.

pulsate (pul'sāt). To beat rhythmically, as the heart

pulsatile (pul'sa-tīl). Characterized by a rhythmic pulsation.

pulsatilla (pul-sat-il'ah). The ranunculaceous flowering herb, *Anemo'ne pulsatil'la;* also *A. praten'sis*. It contains anemonin and anemonic acid. It is alterative, depressant, and useful in inflammations, as orchitis, epididymitis, otitis media, dysmenorrhea, asthma, bronchitis, etc. Dose of tincture or fluidextract, 1–5 min. (0.066–0.333 c.c.); in substance, 2–3 gr. (0.133–0.18 gm.). **American p.**, *Anemone ludovicia'na*. **European p.**, *A. praten'se*.

pulsation (pul-sa'shun) [L. *pulsa'tio*]. A throb or rhythmic beat, as of the heart. **suprasternal p.**, arterial pulsation in the region of the suprasternal notch, due to dilatation of the aortic arch or to aneurysm.

pulse (puls) [L. *pul'sus* stroke]. The expansion and contraction of an artery which may be felt with the finger. The pulse is usually felt on the radial artery at the wrist, though it may be felt over the temporal, carotid, ulnar, brachial, femoral, and other arteries. The *pulse-rate* or number of pulsations of an artery a minute in the adult is varied from 67 to 72. **abdominal p.**, the pulse seen in emaciated persons over the abdominal aorta. **abrupt p.**, a pulse which strikes the finger rapidly; a quick pulse. **allorhythmic p.**, a pulse marked by irregularities in rhythm. **anacrotic p.**, one with two or more expansions to a beat. **anadicrotic p.**, a pulse in which the ascending limb of the tracing has two notches. **angry p.** Same as *wiry p.* **arachnoid p.**, a thread-like pulse: a small, feeble, tremulous pulse. **ardent p.**, a pulse which appears to strike the finger at a single point. **p.-area**, the surface above the wrist-joint at which the radial pulse is commonly felt. **auriculovenous p.**, jugular pulsation in which the wave due to the auricle precedes the ventricular contraction. Called also *normal venous p.* and *negative venous p.* **Bamberger's bulbar p.**, a pulsation observable in the bulbus of the jugular vein and synchronous with the systole. It occurs in tricuspid inadequacy. **bigeminal p.**, a pulse in which two beats follow each other in rapid succession, each group of two being separated from the following by a longer interval. **bisferious p.** See *pulsus bisferiens*. **bulbar p.**, Bamberger's pulse. **cannon-ball p.** Corrigan's pulse. **capillary p.**, an intermittent filling and emptying of the skin capillaries. **caprizant p.** See *goat-leap p.* **catacrotic p.**, one which makes

a break in the line of descent of the sphygmogram. **catadicrotic p.**, one with a primary and secondary expansion in the line of descent of the sphygmogram. **catatricrotic p.**, one which produces three breaks in the line of descent of the sphygmogram. **centripetal venous p.**, a venous pulse caused by an impulse passed from the arteries through the capillaries and venules into the larger veins. **p.-clock**, an old device for determining the pulse-rate. **collapsing p.** Same as *Corrigan's p.* **convulsive p.**, a pulse which is unequal in force and rhythm. **cordy p.**, a tense, firm pulse. **Corrigan's p.**, a jerky pulse with a full expansion, followed by a sudden collapse. It occurs in aortic regurgitation. Called also *water-hammer p.* **coupled p.**, bigeminal pulse. **p.-curve.** Same as *sphygmogram.* **decurtate p.**, a pulse which gradually tapers away in strength like the tail of a mouse. Called also *mouse-tail p.* and *myurous p.* **deficient p.**, a pulse marked by an occasional lack of a beat, due to failure of the heart to contract. **dicrotic p.**, one having two marked expansions in one beat of the artery. It is seen in cases of lowered arterial tension. **dropped-beat p.**, intermittent pulse. **elastic p.**, a full pulse which gives an elastic feeling to the finger. **entoptic p.**, the subjective sensation of seeing in the dark a flash of light at each heart-beat. **epigastric p.** Same as *abdominal p.* **febrile p.**, a pulse characteristic of fever. With the onset of fever it is full and bounding, but becomes weak and feeble as the fever subsides. **filiform p.** Same as *thready p.* **formicant p.**, a small, nearly imperceptible pulse. **frequent p.**, one which is faster in rate than normal. **full p.**, one with a copious volume of blood. **funic p.**, the arterial tide in the umbilical cord. **gaseous p.**, a very soft, full pulse. **goat-leap p.**, an irregular and bounding pulse. **guttural p.**, a pulse felt in the throat. **hard p.**, one which is characterized by very high tension. **high-tension p.**, one characterized by a gradual impulse, long duration, slow subsidence, and a firm, cordy state of the artery between the beats. **hyperdicrotic p.**, one whose sphygmogram shows an aortic notch below the base line: a sign of extreme exhaustion. **infrequent p.**, one which is abnormally slow in rate or in the count to a minute. **intermittent p.**, one in which various beats are dropped. **irregular p.**, one in which the beats occur at irregular intervals. **jerky p.**, a pulse in which the artery is suddenly and markedly distended. **jugular p.**, a pulsation of the jugular vein. **Kussmaul's p.** See *paradoxic p.* **locomotive p.** Same as *Corrigan's p.* **long p.**, one in which the stroke is markedly prolonged. **low-tension p.**, a pulse with a sudden onset, short duration, and quick decline, and which is easily obliterated by pressure. **mitralized p.**, the irregularity of the pulse often seen in mitral disease. **Monneret's p.**, a full, slow, and soft pulse characteristic of jaundice. **monocrotic p.**, a pulse without dicrotism. **mouse-tail p.** See *decurtate p.* **myurous p.** See *decurtate p.* **nail-p.**, the circulation and pulsation of blood under the nails; it is usually determined by the onychograph. **negative p.**, **normal venous p.**, auriculovenous pulse. **paradoxic p.**, one that is weaker during inspiration, as in some cases of adherent pericardium. Called also *Kussmaul's p.* **pathologic p.**, **positive venous p.**, ventricular venous pulse. **pistol-shot p.**, a form in which the arteries are subject to sudden distention and collapse. **polycrotic p.**, one with several secondary pulse-waves. **pulmonary p.**, the second sound of the heart as heard over the pulmonary valve. **quadrigeminal p.**, one with a pause after every fourth beat. **quick p.**, one which strikes the finger smartly and leaves it quickly; a frequent pulse is also termed quick. Called also *short p.* **Quincke's p.**, a perceptible nail-pulse; alternate flushing and blanching of the nails, due to aortic insufficiency. **radial p.**, that which is taken at the radial artery. **p. rate.** See under *rate.* **respiratory p.** 1. A pulsation observed even in health in the superficial cervical veins after rapid exercise. 2. Same as *paradoxic p.* **retrosternal p.**, a venous pulse perceptible just above the suprasternal notch. **Riegel's p.**, a pulse which is diminished in size during expiration. **running p.**, a pulse with but small excursions, and those being irregular. **shabby p.**, a peculiar feeble and ill-defined pulse due to a weak heart and relaxed vascular tension. **sharp p.** Same as *jerky p.* **short p.** See *quick p.* **sixty-six p.**, a pulse rate of sixty-six per minute; such a pulse is regarded by some as indicative of vagotonia. **slow p.** Same as *infrequent p.*; also one of a prolonged systole and diastole. **soft p.**, a pulse of low tension. **strong p.**, one that is hard or wiry. **tense p.**, a pulse that is hard and full, but without wide excursions. **thready p.**, one that is very fine and scarcely perceptible. **trembling p.**, **tremulous p.** Same as *running p.* **tricrotic p.**, one that is marked by three abnormally distinct sphygmographic waves to the pulse-beat. **trigeminal p.**, one with a pause after every third beat. **trip-hammer p.**, Corrigan's pulse. **undulating p.**, a pulse giving the sensation of successive waves. **unequal p.**, a pulse in which some of the beats are strong and others weak. **vaginal p.**, arterial pulsation sometimes perceptible in the vagina in pregnancy or inflammatory disease. **venous p.**, the pulsation which occurs in a vein. It is usually taken at the right jugular vein just above the sternoclavicular junction. **ventricular venous p.**, jugular pulsation in which the auricular wave disappears or coincides with the period of ventricular systole. Called also *positive venous p.* or *pathologic venous p.* **vermicular p.**, a small rapid pulse giving to the finger a sensation of worm-like movement. **vibrating p.** Same as *jerky p.* **water-hammer p.** Same as *Corrigan's p.* **wiry p.**, a small, tense pulse.

pulse deficit. The difference between the heart rate and the pulse rate.

pulse rate. See under *rate.*

pulsellum (pul-sel'um) [L.]. A posterior propelling flagellum.

pulsiloge (pul'sil-ōj). An obsolete form of pulse-clock.

pulsilogram (pul-sil'o-gram). An obsolete instrument for ascertaining the pulse-rate.

pulsimeter (pul-sim'et-er) [L. *pul'sus* pulse + *me'trum* measure]. An apparatus for measuring the force of the pulse.

pulsometer (pul-som'et-er) [L. *pul'sus* pulse + Gr. *μέτρον* measure]. An apparatus for measuring the rate of flow of the blood.

pulsus (pul'sus). Latin for *pulse.* **p. abdomina'lis**, a soft pulse often felt in abdominal diseases. **p. altern'ans**, a pulse in which there is regular alternation of weak and strong beats. It is a variety of cardiac arhythmia indicating lesion of the myocardium. **p. bigem'inus.** Same as *bigeminal pulse.* **p. bisfer'iens, p. bifer'iens**, a dicrotic pulse in which the waves are of nearly equal height. **p. cap'risans**, goat-leap pulse. **p. ce'ler**, a swift, abrupt pulse. **p. celer'rimus**, a water-hammer pulse. **p. cor'dis**, the apex-beat of the heart. **p. deb'ilis**, a weak pulse. **p. defic'iens**, a pulse showing occasional intermittence from failure of the ventricle to contract. **p. dele'tus**, absence of pulse, seen in aortic aneurysm. **p. du'plex**, dicrotic pulse. **p. for'micans**, formicant pulse. **p. heterochron'icus**, an arhythmic pulse. **p. inter'cidens, p. intercur'rens**, a pulse in which there is an extra beat. **p. mag'nus**, a large, full pulse. **p. monoc'rotus**, monocrotic pulse. **p. oppres'sus**, a pulse which appears to be pushing its way through a contracted artery.

p. paradox'us, a paradoxic pulse (q. v. under *pulse*). **p. par'vus**, a small pulse. **p. pseudo-intermit'tens**, a pulse showing an occasional intermittence, owing to a feeble contraction of the ventricle. **p. ra'rus**, a slow pulse due to prolongation of the heart's pause. **p. tar'dus**, an abnormally slow pulse due to a prolongation of the systole or diastole. **p. trigem'inus**, trigeminal pulse. **p. undulo'sus**, a pulse characterized by a series of waves. **p. vac'uus**, an extremely weak pulse. **p. veno'sus**, venous pulse.

pultaceous (pul-ta'shus) [L. *pulta'ceus*]. Like a pulp or poultice.

pulv. An abbreviation for L. *pul'vis* powder.

pulverflator (pul'ver-fla-tor). A proprietary apparatus for blowing powders.

pulverin (pul'ver-in). See *barilla*.

pulverization (pul"ver-i-za'shun) [L. *pul'vis* powder]. The reduction of any substance to powder.

pulverulent (pul-ver'u-lent) [L. *pulverulen'tus*]. Powdery; dust-like.

pulvinar (pul-vi'nar) [L. "cushion"]. The posterior and inner part of the optic thalamus, embedded within the crus cerebri. **p. epiglot'tidis.** See *cushion of the epiglottis*.

pulvinate (pul'vin-āt) [L. *pulvi'nus* cushion]. Shaped like a cushion.

pulvis (pul'vis), pl. *pul'veres*. Latin for *powder*. **p. aëroph'orus, p. aëroph'orus an'glicus.** See *effervescent powder*. **p. aëroph'orus lax'ans, p. efferves'cens compos'itus.** See *seidlitz powder*. **p. antimonia'lis.** See *James' powder*. See also under *powder*. **p. cine'reus**, hydrargyrum cum creta. **p. cutico'lor** [L. "skin-colored powder"], oxid of zinc (2 gm), magnesium carbonate (3 gm), white bole (3 gm.), red bole (2 gm), rice-starch (10 gm.): used in skin diseases. **p. gummo'sus**, a powder made of licorice, gum arabic, and sugar: used as an excipient.

pulvola (pul-vo'lah). A proprietary epipastic or dusting-powder: said to be a powdered oil.

pumex (pu'meks) [L. "foam"]. See *pumice*.

pumice (pum'is) [L. *pumex*]. Spongy volcanic lava: used as a polishing material, especially in powdered form. Called also *rotten stone*.

pump (pump). An apparatus for drawing or forcing fluids or gases. **air-p.**, a pump for exhausting or forcing in air. **Alvegniat's p.**, a mercurial air-pump: used in measuring the free gaseous constituents of the blood. **breast-p.**, a pump for abstracting milk from the breast. **dental p.**, an apparatus for removing saliva from the mouth in dental operations. **stomach-p.**, a pump for removing poisons from the stomach.

pumpkin (pump'kin). See *pepo*.

puna (poo'nah). Mountain sickness.

Puna'ria ascochin'gæ. A plant of Sierra Chiga (Argentina), regarded as a specific in asthma and mountain sickness.

punched-out edges. The characteristic feature of the deep ulcers of subcutaneous syphilitic gummata.

puncta (punk'tah). Plural of Latin *punc'tum* point. See *punctum*.

punctate (punk'tāt). 1. [L. *punc'tum* point]. Resembling or marked with points or dots. 2. The fluid obtained by an exploratory puncture.

punctiform (punk'tif-orm) [L. *punc'tum* point + *for'ma* shape]. Like a point; located in a point. In bacteriology, said of very minute colonies.

punctograph (punk'to-graf) [L. *punc'tum* point + Gr. γράφειν to write]. An instrument for the radiographic localization of foreign bodies in the tissues.

punctum (punk'tum), pl. *punc'ta*. Latin for *point*. **p. cæ'cum.** Same as *blind-spot*. **p. coxa'le**, the highest point of the crest of the ilium. **punc'ta doloro'sa**, painful points in the course of nerves affected with neuralgia. Called also *Valleix's points*. **p. ischid'icum**, the lower part of the crest of the ilium. **punc'ta lacrima'lia** [B N A], the outlets of the lacrimal canaliculi in the edges of the eyelids near the inner canthi. **p. lu'teum**, the macula lutea. **p. nasa'le infe'rius**, the rhinion. **p. prox'imum.** Same as *near-point*. **punc'ta prurit'ica.** See *itchy points*, under *point*. **p. remo'tum.** See *far-point*. **p. sa'liens**, the vascular expansion in the embryo forming the primitive heart. **punc'ta vasculo'sa**, minute red spots which mark the cut surface of the white substance of the brain. They are caused by blood from divided vessels.

punctumeter (punk-tum'et-er) [L. *punc'tum* point + Gr. μέτρον measure]. An instrument for measuring the range of accommodation.

punctura (punk-tu'rah) [L.]. Puncture. **p. explorato'ria**, exploratory puncture.

puncturatio (punk-tu-ra'she-o). The act of puncturing.

puncture (punk'tūr) [L. *punctu'ra*]. 1. An act of piercing. 2. A wound made by a pointed instrument. **Bernard's p.**, puncture on a definite point of the floor of the fourth ventricle causing artificial diabetes. **cistern p.**, puncture of the cisterna magna through the occipito-atlantoid ligament. **Corning's p.** Same as *Quincke's p.* **diabetic p.** Same as *Bernard's p.* **epigastric p.** See *Marfan's method*, under *method*. **exploratory p.**, the piercing of a cavity or tumor and the removal of some portion of the contents for the purpose of examination. **heat p.**, elevation of the temperature of the animal body produced by puncturing the base of the brain **intracisternal p.**, cistern puncture. **Kronecker's p.**, puncture of the inhibitory nerve-center of the heart by means of a long fine needle. **lumbar p.** See *Quincke's p.* **Marfan's epigastric p.** See *Marfan's method*, under *method*. **Quincke's p.**, the tapping of the spinal membranes in the lumbar region, chiefly for the purpose of obtaining cerebrospinal fluid for examination. **spinal p.** Same as *Quincke's p.* **ventricular p.**, puncture of a cerebral ventricle for the purpose of withdrawing fluid.

punctured (punk'tūrd). 1. Pierced. 2. Caused by a prick or thrust.

pungent (pun'jent) [L. *pun'gens* pricking]. Sharp or biting; somewhat acrid.

punica (pu'nik-ah). See *pomegranate*.

punicin (pu'nis-in). Same as *pelletierin*.

punktograph (punk'to-graf). Same as *punctograph*.

P. U. O. Abbreviation for "Pyrexia of unknown origin"; an English designation for *trench fever* (q. v.).

pupa (pu'pah) [L. "a doll"]. The second stage in the development of an insect, between the larva and the imago.

pupil (pu'pil) [L. *pupil'la* girl]. The opening at the center of the iris of the eye for the transmission of light. **Argyll-Robertson p.**, one which is miotic and which responds to accommodation effort, but not to light. **artificial p.**, one made by iridectomy. **bounding p.**, a pupil which shows alternating dilatation and contraction. **Bumke's p.**, dilatation of the pupil following a psychic stimulus. It does not occur in dementia præcox. **cat's-eye p.**, one with a narrow vertical aperture. **Hutchinson's p.**, one dilated upon one side. **keyhole p.**, a pupil with a coloboma on one side of the margin. **Okew's p's**, a condition in which one of the visual axes is deviated upward and the other downward. **pin-hole p.**, one which is extremely contracted. **skew p's**, a condition in which one of the ocular axes deviates upward and the other downward. **stiff p.**, Argyll Robertson pupil.

pupillary (pu'pil-a-re). Pertaining to the pupil.

pupillometer (pu-pil-om'et-er) [L. *pupil'la* pupil + *me'trum* measure]. An instrument for measuring the width or diameter of the pupil.

pupillomotor (pu-pil-o-mo'tor). Pertaining to the movement of the pupil.

pupilloscope (pu-pil'o-skōp). Von Hess instrument for measuring reactions of the pupil.

pupilloscopy (pu-pil-os'ko-pe) [L. *pupil'la* pupil + Gr. *σκοπεῖν* to inspect]. Same as *skiascopy*.

pupillostatometer (pu-pil"o-stat-om'et-er) [L. *pupil'la* pupil + Gr. *στατός* placed + *μέτρον* measure]. An instrument for measuring the distance between the pupils.

pural (pu'ral). Powdered wood-charcoal saturated with menthol and with carbolic and benzoic acids. It is burned as a disinfectant and for the relief of whooping-cough.

Purdy's solution (per'dez) [Charles Wesley *Purdy*, American physician, 1846–1901]. See *solution*.

pure (pūr) [L. *pu'rus*]. Free from mixture of other matters. A reagent is *chemically pure* when it contains no other chemicals that might interfere with its action.

purgacion (poor-gah-se-on') [Sp.]. A Peruvian term for gonorrhea.

purgatin (pur'ga-tin). The diacetyl ester of anthrapurpurin, $C_6H_4(CO)_2.C_6H(O\,CO.CH_3)_2.OH$, a yellowish-brown powder, insoluble in cold water and dilute acids, but somewhat soluble in hot water, alcohol, and ether. It is the purgative principle of nearly all vegetable cathartics, and is used as a laxative. Dose, 24 gr. (1.5 gm). Called also *purgatol*.

purgation (pur-ga'shun) [L. *purga'tio*]. Catharsis; purging effected by a cathartic medicine.

purgative (pur'gat-iv) [L. *purgati'vus*]. 1. Cathartic; causing evacuations from the bowels. 2. A cathartic medicine. Purgatives are divided, chiefly according to the severity of their action, into several classes—*drastic, simple, saline, hydragogue, cholagogue*, and *laxative*. Among the *drastic* purgatives are colocynth, croton oil, jalap, scammony, and gamboge. The *simple* purgatives are aloes, castor oil, rhubarb, senna, etc. Under the head *saline* are magnesium sulphate, sodium sulphate, potassium citrate, potassium tartrate, and sodium phosphate. *Hydragogues* include potassium bitartrate, elaterium, and gamboge. *Cholagogues* comprise calomel, blue pill, iridin, podophyllin, etc.

purgatol (pur'gat-ol). Purgation.

purge (purj) [L. *purga're*]. 1. To relieve of fecal matter. 2. A purgative remedy or dose.

purgen (pur'jen). A name for phenolphthalein.

purgerine (pur'jer-in). A proprietary aromatic syrup of senna· laxative.

purging-nut (purj'ing). See *Curcas*.

puriform (pu'rif-orm) [L. *pus* pus + *for'ma* form]. Resembling pus. The term is applied to the contents of cold abscesses which resemble pus.

purin, purine (pu'rin) [L. *pus*]. An organic compound, $C_5H_4N_4$, the fundamental form of the purin bases (q. v.) which are derived from it by substitution. *Methyl purins*, alkaloids formed from purin by substituting methyl groups, usually in positions 1, 3, or 7. The principal ones are caffein, which is 1, 3, 7—trimethyl purin and the dimethyl purins, theobromin (1, 3), and theophyllin (3, 7). *Purin bases* or *purin bodies* are modified forms of purin found in the urine. Some of the oxy- and amino-purins are constituents of or derived from nucleic acid, for example, 6-amino purin is adenin, 6-oxypurin is hypoxanthin, 2-amino 6-oxypurin is guanin, 2, 6-dioxypurin is xanthin and 2, 6, 8-trioxypurin is uric acid. The purin bases are sometimes called *alloxur bases* or *bodies*. **amino p.**, a purin in which one or more amino groups have been substituted. **p. nuclease**, an enyzme which causes the hydrolysis of purin nucleotids so as to liberate the purin base. It has been found in the pancreas.

purinase (pu'rin-ās). An enzyme which brings about changes, such as oxidation and diamination, in purins.

purinemia (pu-rin-e'me-ah) [*purin* + Gr. *αἷμα* blood]. The presence of purin bases in the blood.

purinemic (pu-rin-e'mik). Pertaining to or affected with purinemia.

purinometer (pu-rin-om'et-er) [*purin* + Gr. *μέτρον* measure]. An apparatus for estimating the quantity of purin-bodies in the urine.

puritàs (pu'rit-as). An antiseptic preparation of sodium borate, carbolic acid, eucalyptus, etc.

Purkinje's cells (pur-kin'jez) [Johannes Evangelista *Purkinje*, Hungarian physiologist, 1787–1850]. See *cell*. **P's fibers**, reticulated moniliform fibers in the subendocardial tissue. **P's figures**, sets of dark lines on a yellowish background, seen by candle-light in the eye and produced by the retinal vessels. **P's vesicle**. See *vesicle*.

Purkinje-Sanson's images (pur-kin'je-san'sonz). See *image*

puro (pu'ro). The expressed, concentrated, and sterilized juice of beef.

puroform (pu'ro-form). A proprietary antiseptic and disinfectant preparation.

purohepatitis (pu"ro-hep-at-i'tis) [*pus* + *hepatitis*]. Suppurative inflammation of the liver.

puromucous (pu-ro-mu'kus). Consisting of or containing pus and mucus; mucopurulent.

puron (pu'ron). A compound, $C_5H_8N_4O_2$, obtained by electrolysis of uric acid.

puronal (pu'ro-nal). A proprietary compound of acetanilid (97.6 per cent.) and bismuth oxyiodid (2.4 per cent.): antiseptic.

purple, visual (pur'pl). Same as *rhodopsin*. **Stewart's p.**, 1 gr. of iodin in 1 oz of vaselin.

purpura (pur'pu-rah) [L. "purple"]. A disease characterized by the formation of purple patches on the skin and mucous membranes, due to subcutaneous extravasation of blood. **p. abdomina'lis**, Henoch's purpura. **p. angioneurot'ica**, a disorder marked by cutaneous hemorrhages, hyperesthesia, angioneurotic edema, and gastric crisis. **p. annula'ris telangiecto'des**, a skin affection of young males marked by an eruption of the lower limbs below the knees, which is at first telangiectatic, then purpuric, and finally atrophic. The appearance of the eruption is preceded by rheumatic pains. **p. bullo'sa**, pemphigus hæmorrhagicus. **p. ful'minans**, a form of purpura marked by rapid development and great prostration, often resulting in death within twenty-four hours. **p. hæmorrha'gica**, a severe form of purpura with copious hemorrhages from the mucous membranes and severe constitutional symptoms. Called also *morbus maculosus werlhofii, land scurvy*, and *Werlhof's disease*. **Henoch's p.**, an obscure disease seen chiefly in children, marked by a purpuric eruption complicated with intestinal disturbances, such as pain, diarrhea, and vomiting, rheumatism and swelling of the joints, hemorrhages from mucous membranes, and often by splenomegalia. Called also *p. nervosa*. **p. iod'ica**, a purpuric eruption usually on the lower extremities, sometimes accompanying the use of iodids. **Landouzy's p.**, a form with grave systemic disturbances. **p. maculo'sa**. Same as *acne scorbutica*. **malignant p.**, cerebrospinal fever. **p. nervo'sa**. Same as *Henoch's p.* **p. pulico'sa**, the formation of purplish spots, or *taches bleuâtres*, due to the bites of insects. **p. rheumat'ica**, purpura with severe pains and fever. Called also *peliosis rheumatica*. **p. seni'lis**, a purpuric eruption on the legs of old or debilitated persons. **p. sim'plex**, purpura with slight or trifling symptoms. **p. symptomat'ica**, a purpuric eruption seen in eruptive fevers. **p. ur'ticans**, purpura associated with the forma-

tion of wheals and with itching. **vesical p.**, a hemorrhagic eruption on the mucous membrane of the bladder, occurring in Werlhoff's disease.

purpurate (pur'pu-rāt). A salt of purpuric acid.

purpuric (pur-pu'rik). Of the nature of, pertaining to, or affected with, purpura.

purpuriferous (pur-pu-rif'er-us) [L. *pur'pura* purple + *fer're* to bear]. Producing a purple pigment.

purpurin (pur'pu-rin). 1. Same as *uroerythrin*. 2. An acid dye, $C_6H_4(CO)_2.C_6H(OH)_3$: used as a nuclear stain.

purpurinuria (pur''pu-rin-u're-ah). The presence of uroerythrin in the urine; porphyrinuria.

purpuriparous (pur-pu-rip'ar-us) [L. *pur'pura* purple + *par'ere* to produce]. Same as *purpuriferous*.

purpurogenous (pur-pu-roj'en-us) [L. *pur'pura* purple + Gr. γεννᾶν to produce]. Producing the visual purple.

purring (pur'ing). Having a tremulous quality, like the pur of a cat

pursianin (pur-si'an-in). A brown, oily liquid glucosid from *Rham'nus purshia'na:* laxative.

puru (poo'roo). The native name in the Malay States for frambesia.

purulence, purulency (pu'ru-lens, pu'ru-len-se) [L. *purulen'tia*]. The condition or fact of being purulent.

purulent (pu'ru-lent) [L. *purulen'tus*]. Consisting of or containing pus; associated with the formation of or caused by pus.

puruloid (pu'ru-loid). Resembling pus; puriform.

purupuru (poo-roo-poo-roo'). A contagious skin disease endemic in parts of Brazil, in which the skin gradually becomes whitened. It is believed to be of microbic origin.

pus (pus), pl. *pu'ra* [L. gen. *pu'ris*]. A liquid inflammation product made up of cells (leukocytes) and a thin fluid called liquor puris. **anchovy-sauce p.**, the brownish pus seen in amebic abscess of the liver. **blue p.**, pus with a bluish tint, produced by *Bacil'lus pyocya'neus*. **p. bo'num et laudab'ile.** See *laudable p.* **cheesy p.**, thick, nearly solid pus. **curdy p.**, pus mixed with cheesy flakes. **green p.**, pus having a greenish tint. **ichorous p.**, a thin, acrid pus, often having an ill smell, secreted by unhealthy surfaces. **itch p.** See *psorinum*. **laudable p.**, **p. laudan'dum**, a creamy yellow, inodorous pus, secreted by a healthy granulating surface, and regarded as indicative of less danger than other varieties. **p.-organisms**, microorganisms chiefly found in the pus of furuncles; generally, *Staphylococ'cus pyog'enes au'reus*. **p.-pan**, a receptacle for escaping pus. **p.-poultice**, a mass of pus formerly allowed to remain on a sore, with the idea that it was the natural dressing of such a lesion. **sanious p.**, bloody pus, often ichorous and ill smelling. **p.-tube.** Same as *pyosalpinx*.

Pusey's emulsion (pu'zēz) [William Allen *Pusey*, American dermatologist, born 1865]. See under *emulsion*.

pustula (pust'u-lah). Latin for *pus'tule*. **p. malig'na**, anthrax.

pustulant (pus'tu-lant). 1. An agent that causes pustulation. 2. Causing pustulation.

pustular (pus'tu-lar). Pertaining to or of the nature of a pustule; consisting of pustules.

pustulation (pus-tu-la'shun). The formation of pustules.

pustule (pus'tūl) [L. *pus'tula*]. A small elevation of the cuticle filled with pus or lymph. **compound p.**, one which is made up of more than one chamber. **malignant p.**, true anthrax. **postmortem p.**, a pustule resulting from infection in handling a cadaver. **primary p.**, one formed without any previous lesion. **secondary p.**, one which is preceded by a vesicle or papule. **simple p.**, one which consists of a single cavity.

pustuliform (pus'tu-lif-orm) [L. *pus'tula* pustule + *for'ma* shape]. Resembling a pustule.

pustulocrustaceous (pus''tu-lo-krus-ta'shus). Pustular and having a crust or scab.

pustulo-ulcerating (pus''tu-lo-ul'ser-a-ting). Pustular and ulcerating.

putamen (pu-ta'men) [L. "shell"]. [B N A] The outer and darker part of the lenticular nucleus.

Putnam type (put'nam) [James Jackson *Putnam*, Boston neurologist, born 1846]. See under *type*.

putrefaction (pu-tre-fak'shun) [L. *putrefac'tio*]. The decomposition of animal or vegetable matters effected largely by the agency of microörganisms, and resulting in the production of various solid, liquid, and gaseous matters, some of which have a foul odor. Among the products of putrefaction are amido-acids, fatty acids, ptomains, the final decomposition of which results in the formation of ammonia and ammonium compounds, hydrogen, sulphureted hydrogen, merkaptans, nitrogen, carbon dioxid, methane, and water.

putrefactive (pu-tre-fak'tiv) Pertaining to or of the nature of putrefaction.

putrescence (pu-tres'ens). Putridity; partial or complete rottenness.

putrescent (pu-tres'ent) [L. *putres'cens* decaying]. Rotting; undergoing putrefaction.

putrescin (pu-tres'in). A liquid, poisonous, and ill-smelling ptomain, $NH_2(CH_2)_4NH_2$, or tetramethylene-diamin, from decaying animal tissues and from cultures of the comma-bacillus and the bacteria of the feces. It is produced from the amino-acid, ornithin, by the loss of CO_2. It is thought to be one of the causes of the symptoms of cholera.

putrid (pu'trid) [L. *pu'tridus*]. Characterized by putrefaction; rotten or corrupt.

putrilage (pu'tril-āj) [L. *putrila'go*]. Putrescent or putrid matter.

putromain (pu-tro-ma'in). Any poison produced by the decomposition of food within the living body.

putty, Horsley's (put'e). A compound of wax, vaselin, and phenol: used in controlling hemorrhage from the diploë.

Puzos' method (pu-zōz') [Nicholas *Puzos*, accoucheur in Paris, 1686–1753]. See under *method*.

pyæmia (pi-e'me-ah). See *pyemia*.

pyarthrosis (pi-ar-thro'sis) [Gr. πύον pus + ἄρθρον joint]. Suppuration within a joint cavity.

pyathea (pi-ath'e-ah). See *penjavar yambi*.

Pycnanthemum (pik-nan'the-mum) [Gr. πυκνός dense + ἄνθεμον bloom]. A genus of labiate American plants, called *basil* and *mountain mint*; aromatic and carminative; resembling pennyroyal and spearmint in taste and smell.

pycnemia (pik-ne'me-ah). See *pyknemia*.

pycno-. For words thus beginning, see under *pykno-*.

pyecchysis (pi-ek'kis-is) [Gr. πύον pus + ἐκ out + χεῖν to pour]. The effusion of purulent matter.

pyelectasia (pi-el-ek-ta'se-ah). Pyelectosis.

pyelectasis (pi-el-ek'tas-is) [Gr πύελος pelvis + ἔκτασις distention]. Dilatation of the renal pelvis.

pyelic (pi-el'ik). Pertaining to the pelvis of the kidney.

pyelitic (pi-e-lit'ik). Pertaining to or affected with pyelitis.

pyelitis (pi-el-i'tis) [Gr. πύελος pelvis]. Inflammation of the pelvis of the kidney. It may be due to renal calculus, to extension of inflammation from the bladder, or to stagnation of the urine. It is attended by pain and tenderness in the loins, irritability of the bladder, remittent

fever, bloody or purulent urine, diarrhea, vomiting, and a peculiar pain on flexion of the thigh. **calculous p.**, that which is caused by calculi. **hemorrhagic p.**, that which is attended with hemorrhage. **suppurative p.**, a form with development of pus which causes abscess of the kidney, or pyonephrosis.

pyelocystitis (pi″el-o-sis-ti′tis) [Gr. *πύελος* pelvis + *κύστις* bladder + *-ιτις* inflammation]. Inflammation of the renal pelvis and of the bladder.

pyelocystostomosis (pi″el-o-sis″to-sto-mo′sis) [Gr. *πύελος* pelvis + *κύστις* bladder + *στόμα* mouth]. The surgical formation of a communication between the renal pelvis and the bladder.

pyelogram (pi′el-o-gram) [Gr. *πύελος* pelvis + *γράμμα* mark]. Pyelograph.

pyelograph (pi′el-o-graf). A radiograph of the kidney and ureter.

pyelography (pi-el-og′raf-e) [Gr. *πύελος* pelvis + *γράφειν* to draw]. Radiography of the kidney and ureter after the structures have been filled with a solution of silver salt.

pyelolithotomy (pi″el-o-lith-ot′o-me) [Gr. *πύελος* pelvis + *λίθος* stone + *τομή* cutting]. The operation of excising a renal calculus from the pelvis of the kidney.

pyelometer (pi-el-om′et-er) [Gr. *πύελος* pelvis + *μέτρον* measure]. Same as *pelvimeter*.

pyelometry (pi-el-om′et-re) [Gr. *πύελος* pelvis + *μέτρον* measure]. 1. Measurement of the renal pelvis. 2. Pelvimetry.

pyelon (pi′el-on) [Gr. *πύελος* pelvis]. A colloidal silver iodid preparation used as a contrast medium in pyelography.

pyelonephritis (pi″el-o-nef-ri′tis) [Gr. *πύελος* pelvis + *νεφρός* kidney + *-ιτις* inflammation]. Inflammation of the kidney and its pelvis. **p. bacillo′sa bo′vum**, an inflammatory purulent or diphtheric inflammation of the renal pelvis in cows, usually occurring shortly after parturition. It is caused by a bacillus.

pyelonephrosis (pi″el-o-nef-ro′sis) [Gr. *πύελος* pelvis + *νεφρός* kidney]. Any disease of the kidney and its pelvis.

pyeloplasty (pi′el-o-plas-te) [Gr. *πύελος* pelvis + *πλάσσειν* to form]. A plastic operation on the pelvis of the kidney.

pyeloplication (pi″el-o-pli-ka′shun) [Gr. *πύελος* pelvis + L. *pli′ca* fold]. Reduction in size of a dilated renal pelvis by infolding its walls by Lembert sutures.

pyeloscopy (pi-el-os′ko-pe) [Gr. *πύελος* pelvis + *σκοπεῖν* to view]. Roentgen-ray examination of the pelvis of the kidney.

pyelotomy (pi-el-ot′o-me) [Gr. *πύελος* pelvis + *τομή* cutting]. Incision of the pelvis of the kidney.

pyemesis (pi-em′es-is) [Gr. *πύον* pus + *ἔμεσις* vomiting]. Vomiting of purulent matter.

pyemia, pysemia (pi-e′me-ah) [Gr. *πύον* pus + *αἷμα* blood]. A general septicemia in which secondary foci of suppuration occur and multiple abscesses are formed. The condition is marked by fever, chills, sweating, jaundice, and abscess in various parts of the body. Called also *metastatic infection*. **arterial p.**, a form due to the dissemination of emboli from cardiac thrombosis. **cryptogenic p.**, that in which the source of infection is in a deep tissue. **otogenous p.**, that which originates in disease of the ear. **portal p.**, suppurative pylephlebitis.

pyemic (pi-e′mik). Pertaining to or marked by pyemia.

pyemid (pi-e′mid). Any metastatic skin affection developing in the course of pyemia.

pyencephalus (pi-en-sef′al-us) [Gr. *πύον* pus + *ἐγκέφαλος* brain]. Abscess of the brain.

pyenin (pi′en-in). Paranuclein.

pyesis (pi-e′sis). Same as *pyosis*.

pygal (pi′gal) [Gr. *πυγή* rump]. Pertaining to the buttocks.

pygalgia (pi-gal′je-ah) [Gr. *πυγή* rump + *ἄλγος* pain]. Pain in the buttocks.

Pygiopsyl′la aha′læ. The common rat flea of China and Japan.

pygodidymus (pi-go-did′im-us) [Gr. *πυγή* rump + *δίδυμος* twin]. A monster-fetus with double hips and pelvis.

pygomelus (pi-gom′el-us) [Gr. *πυγή* rump + *μέλος* limb]. A monster-fetus with a supernumerary limb or limbs attached to or near the buttock.

pygopagus (pi-gop′ag-us) [Gr. *πυγή* rump + *πηγνύναι* to fix]. A twin fetal monster joined at the buttocks.

pyic (pi′ik). Of or pertaining to pus.

pyin (pi′in) [Gr. *πύον* pus]. An albuminoid mucus-like substance found in pus, and separated from it by adding sodium chlorid and filtering.

pyknemia (pik-ne′me-ah) [Gr. *πυκνός* thick + *αἷμα* blood]. Thickening of the blood.

pyknocardia (pik-no-kar′de-ah) [Gr. *πυκνός* frequent + *καρδία* heart]. Same as *tachycardia*.

pykno-epilepsy (pik-no-ep′il-ep-se). Pyknolepsy.

pyknohemia (pik-no-he′me-ah). Pyknemia.

pyknolepsy (pik′no-lep-se) [Gr. *πυκνός* frequent + *epilepsy*]. Recurring epileptiform attacks in children, resembling petit mal, but not of an epileptic nature.

pyknometer (pik-nom′et-er) [Gr. *πυκνός* thick + *μέτρον* measure]. 1. An instrument for measuring the thickness of parts of objects. 2. An instrument for determining the specific gravity of the urine.

pyknomorphic, pyknomorphous (pik-no-mor′fik, pik-no-mor′fus) [Gr. *πυκνός* compact + *μορφή* form]. Having the stainable elements compactly arranged; a term applied to certain nerve-cells.

pyknophrasia (pik-no-fra′ze-ah) [Gr. *πυκνός* thick + *φράσις* speech]. Thickness of speech.

pyknosis (pik-no′sis) [Gr. *πύκνωσις* condensation]. A thickening; especially degeneration of a cell in which the protoplasmic substance becomes more dense and the size of the cell smaller.

pyknosphygmia (pik-no-sfig′me-ah) [Gr. *πυκνός* frequent + *σφυγμός* pulse]. Same as *tachycardia*.

pyknotic (pik-not′ik) [Gr. *πυκνωτικός*]. 1. Serving to close the pores. 2. Pertaining to pyknosis.

pyla (pi′lah) [Gr. *πύλη* gate]. The passage from the third ventricle to the sylvian aqueduct.

pylar (pi′lar). Pertaining to the pyla.

pylemphraxis (pi-lem-fraks′is) [Gr. *πύλη* gate + *ἔμφραξις* stoppage]. Obstruction of the portal vein.

pylephlebectasis (pi″le-fle-bek′tas-is) [Gr. *πύλη* gate + *φλέψ* vein + *ἔκτασις* dilatation]. Dilatation of the portal vein.

pylephlebitis (pi″le-fle-bi′tis) [Gr. *πύλη* gate + *φλέψ* vein + *-ιτις* inflammation]. Inflammation of the portal vein. It usually results from intestinal disease. Suppurative pylephlebitis is marked by symptoms of pyemia. **adhesive p.**, inflammation of the portal vein producing thrombosis; pylethrombosis.

pylethrombophlebitis (pi-le-throm″bo-fleb-i′tis) [Gr. *πύλη* gate + *θρόμβωσις* thrombosis + *φλέψ* vein + *-ιτις* inflammation]. Thrombosis and inflammation of the portal vein.

pylethrombosis (pi″le-throm-bo′sis) [Gr. *πύλη* gate + *thrombosis*]. Thrombosis of the portal vein.

pylic (pi′lik) [Gr. *πύλη* gate]. Pertaining to the portal vein.

pylometer (pi-lom′et-er) [Gr. *πύλη* gate + *μέτρον* measure]. An instrument for measuring obstruction at the entrance of the bladder.

pylon (pi'lon). A temporary artificial leg.

pyloralgia (pi-lo-ral'je-ah) [Gr. *πυλωρός* pylorus + *ἄλγος* pain]. Pain in the region of the pylorus.

pylorectomy (pi-lo-rek'to-me) [Gr. *πυλωρός* pylorus + *ἐκτομή* excision]. Excision of the pylorus.

pyloric (pi-lor'ik). Pertaining to the pylorus.

pyloristenosis (pi-lor"is-ten-o'sis) [Gr. *πυλωρός* pylorus + *στένωσις* narrowing]. Stenosis, or narrowing, of the caliber of the pylorus.

pyloritis (pi-lo-ri'tis). Inflammation of the pylorus.

pylorodilator (pi-lo"ro-di'la-tor). An instrument for dilating the pylorus for pylorospasm or stricture.

pylorodiosis (pi-lo"ro-di-o'sis) [Gr. *πυλωρός* pylorus + *δίωσις* pushing asunder]. The operation of dilating a stricture of the pylorus by the fingers, which are either inserted through a gastrotomy incision (*Loreta's method*) or invaginated in the anterior stomach-wall and thrust through the pyloric canal (*Hahn's method*).

pylorogastrectomy (pi-lor"o-gas-trek'to-me). Excision of the pyloric pocket in cases of bilocular stomach; excision of the pyloric portion of the stomach.

pyloroplasty (pi-lo'ro-plas-te) [Gr. *πυλωρός* pylorus + *πλάσσειν* to form]. A plastic operation for the repair of a lesion of the pylorus; especially the operation of enlarging the caliber of a strictured pylorus by dividing the strictured portion longitudinally, stretching the pylorus so that the longitudinal cut becomes a horizontal one, and stitching the edges of the wound in its new position.

pyloroptosis (pi"lor-op-to'sis) [Gr. *πυλωρός* pylorus + *πτῶσις* falling]. Displacement of the pyloric end of the stomach.

pyloroscopy (pi-lor-os'ko-pe) [Gr. *πυλωρός* pylorus + *σκοπεῖν* to view]. Inspection of the pylorus.

pylorospasm (pi-lo'ro-spazm) [Gr. *πυλωρός* pylorus + *σπασμός* spasm]. Spasm of the pylorus or of the pyloric portion of the stomach.

pylorosteno'sis. Same as *pyloristenosis.*

pylorostomy (pi-lor-os'to-me) [Gr. *πυλωρός* pylorus + *στόμα* mouth]. The formation of an opening through the abdominal wall into the pyloric end of the stomach for alimentary purposes.

pylorus (pi-lo'rus) [Gr. *πυλωρός*; *πύλη* gate + *οὖρος* guard]. The distal or duodenal aperture of the stomach; the aperture by which the stomach enters into the duodenum. It is surrounded by a fold of mucous membrane which contains circular muscular fibers.

pyo- [Gr. *πύον* pus]. A prefix signifying relation to pus.

pyocele (pi'o-sēl) [Gr. *πύον* pus + *κήλη* hernia]. Distention of a cavity or tube with pus due to retention; as an accumulation of pus in the scrotum.

pyocelia (pi-o-se'le-ah) [Gr. *πύον* pus + *κοιλία* cavity]. Pus in the abdominal cavity.

pyocephalus (pi-o-sef'al-us) [Gr. *πύον* pus + *κεφαλή* head]. The presence of purulent fluid in the cerebral ventricles.

pyochezia (pi-o-ke'ze-ah) [Gr. *πύον* pus + *χέζειν* to defecate]. Presence of pus in the stools.

pyococcic (pi-o-kok'sik). Produced by pus-forming cocci.

pyococcus (pi-o-kok'us). Any pus-forming coccus.

pyocolpocele (pi-o-kol'po-sēl) [Gr. *πύον* pus + *κόλπος* vagina + *κήλη* tumor]. A tumor of the vagina containing pus.

pyocolpos (pi-o-kol'pos) [Gr. *πύον* pus + *κόλπος* vagina]. A collection of pus within the vagina.

pyoctanin (pi-ok'tan-in). See *pyoktanin.*

pyoculture (pi'o-kul-tūr) [Gr. *πύον* pus + *culture*]. A method of making comparative bacteriologic tests of pus from a suppurating lesion. Pus is collected from the wound in a pipet and part of it plated on peptonized bouillon, the remainder bein left in the pipet; both are placed in the incubat and examined after twenty-four hours. If there more abundant development of bacteria in the pu than in the culture the pyoculture is *positive*, an indicates a struggle between the body and the i vading bacteria which needs therapeutic aid fro without.

pyocyanase (pi-o-si'an-ās). Any enzyme derive from cultures of *Pseudomonas pyocya'neus.* It destructive to *Pseudomonas pyocyaneus,* and t bacilli of anthrax, diphtheria, typhoid, and plagu Its injection is said to confer immunity again anthrax.

pyocyanic (pi-o-si-an'ik) [Gr. *πύον* pus + *κύαν* blue]. Pertaining to blue pus or to the *Pseud monas pyocya'neus.*

pyocyanin (pi-o-si'an-in) [Gr. *πύον* pus + *κύαν* blue]. A ptomain, $C_{14}H_{14}NO_2$, the colorin matter of blue pus, produced by the *Pseudomon pyocya'neus.*

pyocyanobacterin (pi-o-si"an-o-bak'ter-in). S *bacterial vaccine,* under *vaccine.*

pyocyanogenic (pi"o-si-an-o-jen'ik). Produci pyocyanin.

pyocyanolysin (pi"o-si-an-ol'is-in). A lysin fro cultures of *Bacil'lus pyocya'neus.*

pyocyst (pi'o-sist) [Gr. *πύον* pus + *cyst*]. A cy containing pus.

pyocyte (pi'o-sīt) [Gr. *πύον* pus + *κύτος* cell]. pus-corpuscle. It is regarded as a leukocyte.

pyodermatitis (pi"o-der-mat-i'tis). Dermati from pyogenic infection.

pyodermatosis (pi"o-der-mat-o'sis) [Gr. *πύον* p + *dermatosis*]. Any skin disease of pyogen origin.

pyodermia (pi-o-der'me-ah). Any purulent sk disease due to a staphylococcus or streptococc **p. circumscrip'ta,** an infected scratch of t skin.

pyodermitis (pi"o-der-mi'tis). Any pustular sk inflammation; a pyodermia.

pyofecia (pi-o-fe'se-ah) [Gr. *πύον* pus + *fece* Pus in the feces.

pyogenesis (pi-o-jen'es-is) [Gr. *πύον* pus + *γένεσ* production]. The formation of pus.

pyogenic (pi-o-jen'ik). Producing pus.

pyogenin (pi-oj'en-in). A compound, $C_{63}H_{128}N$ O_{19}, derived from the body of pus-cells.

pyogenous (pi-oj'en-us). Caused by pus.

pyohemia, pyohæmia (pi-o-he'me-ah). Same *pyemia.*

pyohemothorax (pi"o-hem-o-tho'raks) [Gr. *πύ* pus + *αἷμα* blood + *θώραξ* chest]. A collecti of pus and blood in the pleural cavity.

pyoid (pi'oid) [Gr. *πύον* pus + *εἶδος* form]. 1. R sembling pus. 2. A pus-like substance from ra or granulating surfaces, but free from bacte and non-toxic.

pyoktanin (pi-ok'tan-in) [Gr. *πύον* pus + *κτεῖνε* to kill]. A trade name for methyl violet. is an indicator with a PH range of from 0.1 to 3. being blue or green at 0.1 and violet at 3.2. It used as a stain in microscopy. It is employed as germicide in suppuration of the conjunctiv lacrimal apparatus, nose, throat, and ear; also cystitis, gonorrhea, diphtheria, etc., in 1 : 10 solution. Called also *blue p.* Dose, 7½–15 (0.5–1 gm.). **ethyl-p.,** a pyoktanin said to be far more active antiseptic than either of the oth varieties. **yellow p.,** auramin.

pyolabyrinthitis (pi"o-lab-ir-in-thi'tis) [Gr. *πύ* pus + *labyrinth*]. Suppuration in the labyrin of the ear.

pyoluene (pi-o-lu'ēn). Oxymethylallylsulphoca bamid: used as a bactericide.

pyometra (pi-o-me'trah) [Gr. *πύον* pus + *μήτρα* womb]. An accumulation of pus within the uterus.

pyometritis (pi"o-met-ri'tis) [see *pyometra*]. Suppurative inflammation of the uterus.

pyometrium (pi-o-me'tre-um). Same as *pyometra*.

pyonephritis (pi"o-nef-ri'tis) [Gr. *πύον* pus + *nephritis*]. Purulent inflammation of the kidney.

pyonephrolithiasis (pi"o-nef-ro-lith-i'as-is) [Gr. *πύον* pus + *νεφρός* kidney + *λίθος* stone]. The presence of stones and pus in the kidney.

pyonephrosis (pi"o-nef-ro'sis) [Gr. *πύον* pus + *νεφρός* kidney]. The presence of pus in the pelvis of the kidney.

pyo-ovarium (pi"o-o-va're-um). Abscess of an ovary.

pyopericarditis (pi"o-per-ik-ar-di'tis). Purulent inflammation of the pericardium.

pyopericardium (pi"o-per-ik-ar'de-um) [Gr. *πύον* pus + *pericardium*]. The presence of pus in the pericardium.

pyoperitoneum (pi"o-per-it-o-ne'um) [Gr. *πύον* pus + *peritoneum*]. Pus in the peritoneal cavity.

pyoperitonitis (pi"o-per-it-o-ni'tis). Suppurative inflammation of the peritoneum.

pyophagia (pi-o-fa'je-ah) [Gr. *πύον* pus + *φαγεῖν* to eat]. The swallowing of pus.

pyophthalmia, pyophthalmitis (pi-of-thal'me-ah, pi"of-thal-mi'tis) [Gr. *πύον* pus + *ophthalmitis*]. Purulent inflammation of the eye.

pyophylactic (pi"o-fi-lak'tik) [Gr. *πύον* pus + *φυλακτικός* guarding] Serving as a defense against purulent infection. See *membrane*.

pyophysometra (pi"o-fi-so-me'trah) [Gr. *πύον* pus + *φύσα* air + *μήτρα* womb]. A collection of pus and gas in the uterus.

pyoplania (pi-o-pla'ne-ah) [Gr. *πύον* pus + *πλάνος* wandering]. Wandering of pus from one part to another.

pyopneumocholecystitis (pi"o-nu"mo-ko-le-sis-ti'tis) [Gr. *πύον* pus + *πνεῦμα* air + *cholecyst*]. Distention of the gall-bladder with pus and gas.

pyopneumocyst (pi-o-nu'mo-sist) [Gr. *πῦον* pus + *πνεῦμα* air + *cyst*]. A cyst containing pus and gas.

pyopneumopericardium (pi"o-nu"mo-per-e-kar'de-um) [Gr. *πύον* pus + *πνεῦμα* air + *pericardium*]. The presence of pus and gas in the pericardium.

pyopneumoperitoneum (pi"o-nu"mo-per-it-o-ne'um). The presence of pus and gas in the peritoneal cavity

pyopneumoperitonitis (pi"o-nu"mo-per-e-to-ni'tis) [Gr. *πύον* pus + *πνεῦμα* air + *peritonitis*]. Peritonitis with the presence of pus and gas in the peritoneal cavity.

pyopneumothorax (pi"o-nu-mo-tho'raks) [Gr. *πύον* pus + *πνεῦμα* air + *θώραξ* chest]. A collection of pus and air or gas in the pleural cavity.

pyopoiesis (pi"o-poi-e'sis) [Gr. *πύον* pus + *ποιεῖν* to make]. The formation of pus.

pyopoietic (pi-o-poi-et'ik). Producing pus.

pyoptysis (pi-op'tis-is) [Gr. *πύον* pus + *πτύσις* spitting]. Spitting of purulent matter.

pyopyelectasis (pi"o-pi-el-ek'tas-is) [Gr. *πύον* pus + *πύελος* pelvis + *ἔκτασις* dilatation]. Dilatation of the renal pelvis with purulent fluid.

pyorrhea, pyorrhœa (pi-or-e'ah) [Gr. *πύον* pus + *ῥοία* flow]. A discharge of pus. **p. alveola'ris,** a purulent inflammation of the dental periosteum, with progressive necrosis of the alveoli and looseness of the teeth (Fauchard, 1746). Called also *Riggs' disease, gingivitis expulsiva, cementoperiostitis,* and *gingivopericementitis.*

pyorrheal (pi-o-re'al). Pertaining to pyorrhea, especially pyorrhea alveolaris.

pyorrhocide (pi-or'o-sīd). A proprietary preparation for the treatment of pyorrhœa alveolaris.

pyorubin (pi-o-ru'bin). A bright red, water-soluble, non-fluorescent pigment produced by Pseudomonas (Bacillus) pyocyaneus.

pyosalpingitis (pi"o-sal-pin-ji'tis) [Gr. *πύον* pus + *σάλπιγξ* tube]. Purulent salpingitis.

pyosalpingo-oöphoritis (pi"o-sal-pin"go-o"of-o-ri'tis). Inflammation of the ovary and oviduct, with the formation and accumulation of pus.

pyosalpingo-oöthecitis (pi"o-sal-pin"go-o"o-the-si'tis). Pyosalpingo-oöphoritis.

pyosalpinx (pi-o-sal'pinks) [Gr. *πύον* pus + *σάλπιγξ* tube]. A collection of pus in an oviduct.

pyosapremia, pyosapræmia (pi"o-sap-re'me-ah) [Gr. *πύον* pus + *σαπρός* rotten + *αἷμα* blood]. Infection of the blood with purulent matter.

pyosepthemia, pyosepthæmia (pi"o-sep-the'-me-ah). Same as *pyosepticemia* or *septicopyemia.*

pyosepticemia, pyosepticæmia (pi"o-sep-tis-e'-me-ah). Pyemia combined with septicemia.

pyoseroculture (pi-o-se'ro-kul-tur). A culture made by implanting pus into blood-serum.

pyosin (pi'o-sin). A compound, $C_{57}H_{110}N_2O_{15}$, derived from the plasma of pus-cells.

pyosis (pi-o'sis) [Gr. *πύον* pus]. Suppuration. **Corlett's p.,** impetigo contagiosa bullosa. **Manson's p.,** pemphigus contagiosus. **p. palma'ris,** a disease of children in the East Indies marked by the formation on the palms of numerous pustules. **p. trop'ica,** a disease occurring in Ceylon characterized by yellow or blackish lesions on the body, covered with a crust, which on removal leave a granulating ulcer. Called also *Kurunegala ulcer.*

pyospermia (pi-o-sper'me-ah) [Gr. *πύον* pus + *σπέρμα* seed]. Presence of pus in the semen.

pyostatic (pi-o-stat'ik) [Gr. *πύον* pus + *στατικός* halting]. 1. Arresting suppuration. 2. An agent that arrests the formation of pus.

pyotherapy (pi-o-ther'ap-e) [Gr. *πύον* pus + *θεραπεῖα* treatment]. Treatment with pus.

pyothorax (pi-o-tho'raks) [Gr. *πύον* pus + *θώραξ* chest]. Empyema; an accumulation of pus in the thorax.

pyotoxinemia (pi-o-tok-sin-e'me-ah) [Gr. *πύον* pus + *toxin* + *αἷμα* blood]. Presence in the blood of the toxins of pus-forming organisms.

pyoureter (pi"o-u-re'ter). An accumulation of pus in a ureter.

pyoxanthin (pi-o-zan'thin) [Gr. *πύον* pus + *ξανθός* yellow]. A brownish-red pigment derivable by oxidation from pyocyanin.

pyoxanthose (pi-o-zan'thōs) [Gr. *πύον* pus + *ξανθός* yellow]. A yellow pigment produced by the oxidation of pyocyanin in blue pus exposed to air.

pyracetosalyl (pi-ras"e-to-sal'il). A preparation of antipyrin and aspirin. antineuralgic. Dose, 8 gr. (0.5 gm.).

pyraconitin (pi-rak-on'it-in). A compound derived from aconitin, resembling the latter in physiologic action.

pyraloxin (pir-al-oks'in). Pyrogallol oxid; a brown-black powder used in ointments in various skin diseases. Internal dose, 7½–15 gr. (0.5–1 gm.).

pyramid (pir'am-id) [Gr. *πυραμίς*]. 1. Any cone-shaped eminence upon an organ. 2. The petrous bone. 3. An eminence on the ventral surface of the medulla oblongata produced by the pyramidal tract. **anterior p's.** See *p's of the medulla oblongata.* **p. of the cerebellum,** a conic projection, the central portion of the inferior vermiform process. **p. of Ferrein,** any one of the intracortical prolongations of the malpighian pyramids. **Lalouette's p.,** the third lobe of the thyroid body; an occasional prolongation of the upper portion of the thyroid gland, usually on the left of the median line. **p. of light,** a triangular reflection seen upon the membrana

tympani. **Malacarné's p.**, the posterior end of the pyramid of the cerebellum. **p. of Malpighi**, any one of the conic, striated masses which form the medulla of the kidney, the apices projecting into the calices. **p's of the medulla oblongata**, the two *anterior* and two *posterior* columns within the medulla oblongata: the posterior ones are the gracile fasciculi. **posterior p's.** See *p's of the medulla oblongata*. **renal p.** Same as *p. of Malpighi*. **p. of the thyroid**, the third lobe of the thyroid body; Lalouette's pyramid. **p. of the tympanum**, the hollow elevation in the inner wall of the middle ear which contains the stapedius. **p. of the vestibule**, the anterior end of the crista vestibuli. **Wistar's p's**, the sphenoid cornua, or sphenoturbinal bones.

pyramidal (pi-ram'id-al) [L. *pyramida'lis*]. Shaped like a pyramid.

pyramidale, os pyramidale (pir"am-id-a'le). The pyramidal bone; the cuneiform bone of the carpus.

pyramidalis (pir"am-id-a'lis). See *muscles, table of*.

pyramidon (pir-am'id-on). Same as *amidopyrin*. **p. bicamphorate** is used in doses of 1–5 gr. (0.06–0.3 gm.). **p. test.** See under *tests*.

pyramis (pir'am-is) [L.]. A pyramid. See *pyramid*.

pyran (pi'ran). An antineuralgic and antirheumatic preparation of benzoic acid, salicylic acid, and thymol.

pyrantin (pi-ran'tin). An antipyretic agent, ethoxyphenylsuccinimid, $(CH_2CO)_2N.C_6H_4.O.C_2H_5$, in colorless, shining prisms. Daily dose, 15–45 gr. (1–3 gm.).

pyranum (pir'an-um). Pyrenol.

pyrazin (pi'ra-zin). A volatile compound, $N(CH:CH)_2N$, with the odor of heliotrope.

pyrazol (pi'ra-zol). A crystalline basic substance, $C_3H_4N_2$: its derivatives are paralyzants of the central nervous system. See *phenylmethylpyrazol*.

pyrazolon (pi-raz'o-lon). An antipyretic substance, $CO.CH_2.CH.N.NH$, resembling antipyrin, but less effective.

pyremia (pi-re'me-ah) [Gr. πῦρ fire + αἷμα blood]. The presence of a normal amount of carbonaceous matter in the blood.

pyrenemia, pyrenæmia (pi-re-ne'me-ah) [Gr. πυρήν fruit-stone + αἷμα blood]. The presence of nucleated red corpuscles in the blood.

pyrenin (pi'ren-in) [Gr. πυρήν fruit-stone]. Same as *paranuclein*.

pyrenoid (pi'ren-oid) [Gr. πυρήν fruit-stone + εἶδος form]. One of the refringent bodies seen in the chromatophores of certain protozoa; amyloplast.

pyrenol (pi're-nol). A white powder, sodium thymol-benzoyl-oxybenzoate, used in respiratory diseases and in rheumatism. Dose, 10–20 gr. (0.65–1.32 gm.).

pyrenolysis (pi-re-nol'is-is) [Gr. πυρήν fruit-stone + λύσις solution]. The breaking down of the nucleolus of a cell.

pyretherapy (pi-re-ther'ap-e) [Gr. πῦρ fever + *therapy*]. Treatment designed to benefit the patient through the production of fever.

pyrethron (pi'reth-ron). A neutral ester from Pyrethrum.

Pyrethrum (pi-re'thrum) [Gr. πύρεθρον]. A genus of composite-flowered plants. The root of *Anacy'clus pyre'thrum*, or pellitory, is sedative and sialagogue, and is used in neuralgia, toothache, and headache. *P. car'neum* and *P. ro'seum* furnish Persian insect-powder. *P. parthe'nium*, or feverfew, is a bitter tonic, and is used like camomile. Dose, ½–1 fl.dr. (2–4 c.c.).

pyretic (pi-ret'ik) [Gr. πυρετός fever]. Pertaining to or of the nature of fever.

pyreticosis (pi"ret-ik-o'sis). Any febrile affection.

pyretin (pir'et-in). A proprietary analgesic and antipyretic compound, $C_{11}H_{16}NaBrN_2$. Dose, 3–8 gr. (0.194–0.518 gm.).

pyretogen (pi-ret'o-jen). A substance which excites fever.

pyretogenesis (pi"ret-o-jen'es-is) [Gr. πυρετός fever + γένεσις production]. The origin and causation of fever.

pyretogenetic, pyretogenic (pi"ret-o-jen-et'ik, pi"ret-o-jen'ik). Same as *pyretogenous*.

pyretogenin (pi-re-toj'en-in) [Gr. πυρετός fever + γεννᾶν to generate]. A base, derivable from certain bacterial cultures: said to produce fever in animals when injected into them.

pyretogenous (pi-ret-oj'en-us). Producing or causing fever.

pyretography (pi-ret-og'ra-fe) [Gr. πυρετός fever + γράφειν to write]. A description of fever.

pyretology (pi-ret-ol'o-je) [Gr. πυρετός fever + λόγος discourse]. The sum of what is known regarding fevers; the science of fevers.

pyretolysis (pi-ret-ol'is-is) [Gr. πυρετός fever + λύσις loosing]. 1. Reduction of fever. 2. Lysis which is hastened by fever.

Pyretophorus (pi-re-tof'o-rus). A genus of mosquitos. *P. costa'lis* transmits malaria and filariasis in Africa.

pyretotyphosis (pi"ret-o-ti-fo'sis) [Gr. πυρετός fever + τύφωσις delirium]. The delirium of fever.

pyrexia (pi-reks'e-ah), pl. *pyrex'iæ* [Gr. πυρέσσειν to be feverish]. A fever, or a febrile condition; abnormal elevation of the body temperature. **Pel-Ebstein p.** See *Pel-Ebstein symptom*, under *symptom*.

pyrexial, pyrexic (pi-reks'e-al, pi-reks'ik). Pertaining to pyrexia; febrile.

pyrexy (pi'rek-se). Pyrexia.

pyricit (pir'is-it). A grayish powder, a mixture of sodium bisulphate and borofluorid, used as a sterilizing mixture for apparatus, vessels, etc.

pyridin (pir'id-in). 1. A colorless, liquid, basic coal-tar derivative, $(CH)_5N$, derived also from tobacco and various organic matters. It is an antispasmodic, cardiac stimulant, and antiseptic, and has been used in asthma by inhalation, in diphtheria, and in gonorrhea. Dose, 2–10 min. (0.133–0.666 c.c.). 2. Any one of a large group of substances homologous with normal pyridin. **p. tannate**, is used as an intestinal astringent and uric-acid solvent.

pyridina (pir-id-i'nah). Pyridin.

pyridizin (pi-rid'iz-in). An isomeric variety of pyrimidin.

pyriform (pir'if-orm) [L. *pyrifor'mis; py'rus* pear + *for'ma* shape]. Pear-shaped.

pyriformis (pir-if-or'mis) [L. "pear-shaped"]. The pyramidalis muscle. See *muscles, table of*.

pyrimidin (pi-rim'id-in). An organic compound, a metadiazin, $C_4H_4N_2$, which is the fundamental form of the pyrimidin bases. These are mostly oxy- or amino-derivatives, for example, 2, 6-dioxypyrimidin is uracil, 2-oxy, 6-aminopyrimidin is cytosin and 2, 6-dioxy, 5 methyl pyrimidin is thymin. Some of these are constituents of nucleic acid.

pyro- [Gr. πῦρ fire]. A prefix meaning fire or heat; in chemistry, produced by heating.

pyro-arsenic acid (pi"ro-ar-sen'ik). See *acid*.

pyrobetulin (pi-ro-bet'u-lin). A patented preparation of the bark of white birch (*Bet'ula al'ba*), to be burned in disinfectant pastils.

pyroborate (pi-ro-bo'rāt). Any salt of pyroboric acid.

pyroboric acid (pi-ro-bor'ik). See *acid*.

pyrocain (pi'ro-ka-in). Guaiacol benzylic ester $C_6H_4(O.CH_3).OCH_2.C_6H_5$, a colorless, crystalline

substance: used by cataphoresis to produce local anesthesia.

pyrocatechin (pi-ro-kat'ek-in) [Gr. πῦρ fire + *catechu*]. Oxyphenol; a crystallizable substance, $C_6H_4(OH)_2$, obtained by distilling catechu, etc., and sometimes found in the urine. It is an antipyretic, and is used like resorcinol. Dose, 1–2 gr. (0.066–0.13 gm.). Called also *catechol*.

pyrocatechinuria (pi"ro-kat"ek-in-u-re'ah) [*pyrocatechin* + Gr. οὖρον urine]. The occurrence of pyrocatechin in the urine. Called also *brenzcatechinuria*.

pyrodextrin (pi-ro-deks'trin). A brown, tasteless substance produced by the action of heat upon starch.

pyrodin (pir'o-din) [Gr. πῦρ fire]. A crystalline, poisonous compound, acetyl phenylhydrazin, $C_6H_5.NH.NH.CO.CH_3$: used as an antipyretic and like chrysarobin in skin diseases. Dose, ½–3 gr. (0.033–0.2 gm.). See also *hydracetin*.

pyroferrin (pi-ro-fer'in). A tonic preparation of iron pyrophosphate, phosphoric acid, and strychnin.

pyrofistine (pi-ro-fis'tin). A proprietary antiseptic dressing-paste.

pyroform (pi'ro-form). A compound of bismuth oxyiodid and pyrogallol. used in skin diseases.

pyrogallic acid (pi-ro-gal'ik). See *pyrogallol*.

pyrogallol (pi-ro-gal'ol). Pyrogallic acid, $C_6H_3(OH)_3$, or trioxybenzene, a poisonous solid product of the dry distillation of gallic acid, acting by causing destruction of the blood-corpuscles. It is used as a reducing agent and in skin diseases.

pyrogen (pi'ro-jen) [Gr. πῦρ fire + γεν- to produce]. A fever-producing substance; a hypothetical substance believed to exist in bacteria and to cause fever when present in the body.

pyrogenetic (pi"ro-jen-et'ik). Pyrogenic.

pyrogenic (pi-ro-jen'ik) [Gr. πῦρ fire + γεννᾶν to produce]. Inducing fever; also caused by or due to fever.

pyrogenous (pi-roj'en-us) [see *pyrogenic*]. Producing fever.

pyrojapaconitin (pi"ro-jap-ak-on'it-in). An alkaloid, $C_{32}H_{45}NO_2$, formed by heating japaconitin.

pyroligneous (pi-ro-lig'ne-us) [Gr. πῦρ fire + L. *lig'num* wood]. Pertaining to the destructive distillation of wood **p. acid**, wood vinegar.

pyrolin (pi'ro-lin). A disinfectant preparation of magnesium acetate.

pyrolysis (pi-rol'is-is) [Gr. πῦρ fire + λύσις solution]. Decomposition of organic substances under the influence of a rise in temperature.

pyromania (pi-ro-ma'ne-ah) [Gr. πῦρ fire + μανία madness]. An insane propensity for incendiarism; also an insane desire to visit fires.

pyrometer (pi-rom'et-er) [Gr. πῦρ fire + μέτρον measure]. An instrument for measuring the intensity of heat too great for the use of a thermometer.

pyrone (pi'rōn). A principle, $CO(CH)_4O$, found in opium, from which several other constituents are derived by substitution.

pyronin (pi'ro-nin). A dye used in histology. The pyronins are methylated diamin xanthins. **p. B**, a basic dye, the tetra-ethyl-pyronin chlorid, $(C_2H_5)_2N.C_6H_3(O)CH.C_6H_3.N(C_2H_5)_2Cl$. **p. G**, a basic dye, the tetra-methyl-pyronin chlorid, $(CH_3)_2N.C_6H_3(O)CH.C_6H_3N(CH_3)_2Cl$.

pyronixis (pi-ro-niks'is) [Gr. πῦρ fire + νῦξις piercing]. Same as *ignipuncture*.

pyrophobia (pi-ro-fo'be-ah) [Gr. πῦρ fire + φόβος fear]. Insane dread of fire.

pyrophosphate (pi-ro-fos'fāt). Any salt of pyrophosphoric acid.

pyrophosphoric acid (pi"ro-fos-for'ik). See *acid*.

Pyroplasma (pi-ro-plaz'mah). Piroplasma.

pyropuncture (pi'ro-punk-chur) [Gr. πῦρ fire + *puncture*]. Puncture with hot needles.

pyrosal (pi'ro-sal). Antipyrin acetyl salicylate, $C_9H_8O_5.C_{11}H_{12}N_2O$, a substance in leaflets or needles: used in polyarthritis, influenza, pleuritis, and hemicrania. Dose, 7½ gr. (0.5 gm.).

pyrosis (pi-ro'sis) [Gr. πύρωσις burning]. Heartburn; a burning sensation in the esophagus and stomach, with sour eructation, due to acid dyspepsia.

Pyrosoma (pi-ro-so'mah) [Gr. πῦρ fire + σῶμα body]. Same as *Piroplasma*.

pyrothen (pi'ro-then). A proprietary disinfectant containing 60 parts of 60 per cent. sulphuric acid and 15 parts of fuming sulphuric acid.

pyrotic (pi-rot'ik) [Gr. πυρωτικός]. Caustic; burning.

pyrotoxin (pi-ro-tok'sin) [Gr. πῦρ fire + τοξικόν poison]. 1. A toxin developed during a fever. 2. An exceedingly poisonous liquid obtained from the interstitial fluids of many bacteria, even if ordinarily non-pathogenic: injected, it causes fever and wasting.

pyroxylin (pi-roks-il'in) [L. *pyroxyli'num*; Gr. πῦρ fire + ξύλον wood]. Gun-cotton; cotton treated with nitric and sulphuric acids, so as to be converted into various nitrocompounds of cellulose probably mostly the hexanitrate, $C_{12}H_{14}(O.NO_2)_6O_4$. The *pyroxylinum* of the pharmacopeia is soluble gun-cotton, or collodion cotton, made up chiefly of the tetranitrate, and the pentanitrate of cellulose, which, dissolved in ether or in glacial acetic ether, forms collodion.

pyrozole (pi'ro-zōl). A proprietary antiseptic coal-tar derivative.

pyrozone (pi'ro-zōn). A proprietary preparation of hydrogen dioxid: used in 3 to 5 per cent. solution as an antiseptic and hemostatic. **caustic p.**, a 25 per cent. solution of pyrozone.

pyrrol (pir'ol). A liquid, basic, cyclic substance, $(CH)_4NH$, obtained in the destructive distillation of various animal substances. **p. tetra-iodid.** Same as *iodol*.

pyrrolidin (pir-rol'id-in). A simple base, tetramethylene imin, $(CH_2)_4NH$, which may be obtained from tobacco or prepared from pyrrol.

pyrrolin (pir'o-lin). An oily liquid, C_4H_6NH, formed by the action of acetic acid and zinc dust on pyrrol.

Pyrus (pi'rus). See *apple*.

Pythagoras (pi-thag'o-ras). A famous Greek philosopher, born in Samos about 532 B. C., who exercised an early and lasting influence upon medicine.

pythogenesis (pi-tho-jen'es-is) [Gr. πύθειν to rot + γένεσις origin]. 1. The origination of a process of decay or decomposition. 2. Generation from filth.

pythogenic, pythogenous (pi-tho-jen'ik, pi-thoj'en-us) [Gr. πύθειν to rot + γεννᾶν to produce]. Caused by putrefaction or filth.

pyuria (pi-u're-ah) [Gr. πύον pus + οὖρον urine]. The presence of pus in the urine. **miliary p.**, the presence in the urine of miliary bodies consisting of pus-cells, blood-cells, and epithelium.

pyxol (pix'ol). An antiseptic preparation of soft-soap and a cresol.

Q

Q. Abbreviation for *electric quantity.*

qcepo (ksa'po). The tubercle type of dermal leishmaniasis.

Q. d. Abbreviation for L. *qua'ter in di'e,* four times a day.

Q. h. Abbreviation for L. *qua'qua ho'ra,* every hour.

Q. l. Abbreviation for L. *quan'tum li'bet,* as much as you please.

Q. P. Abbreviation for *quanti-Pirquet reaction.* See under *reaction.*

Q. p. Abbreviation for L. *quan'tum pla'ceat,* at will.

Q. Q. H. Abbreviation for L. *qua'que quar'ta ho'ra,* every fourth hour.

Qq. hor. Abbreviation for L. *qua'que ho'ra,* every hour.

Q. R. S. group. See under *group* and *electrocardiogram.*

Q. s. Abbreviation for L *quan'tum suf'ficit,* as much as will suffice.

Qt., qt. Abbreviation for *quart.*

quack (kwak). A charlatan; an ignorant or fraudulent empiric.

quackery (kwak'er-e). The practice and methods of a quack; charlatanry.

quader (kwa'der) [Ger. "square"]. The precuneus, or quadrate lobule.

quadrangular (kwod-rang'u-lar) [L. *quadri-* four + *an'gulus* angle] Having four angles.

quadrant (kwod'rant) [L. *qua'drans* quarter]. 1. One-quarter of a circle; that portion of the circumference of a circle that subtends an angle of 90°. 2. Any one of four corresponding parts or quarters, as of the abdominal surface. **Wilder's q.,** an area on the ventral surface of the cerebral crus of a cat.

quadrantanopsia (kwad-ran-tan-op'se-ah) [*quadrant* + *anopsia*]. Blindness in one-quarter of the visual field.

quadrate (kwod'rāt) [L. *quadra'tus* squared]. Square or squared; four-sided.

quadratipronator (kwod-ra"te-pro-na'tor). The pronator quadratus muscle.

quadratus lumbo'rum (kwod-ra'tus). See *muscles, table of.*

quadri- [L. *qual'tuor* four; in combination, *quadri-*]. A prefix signifying four, or fourfold.

quadribasic (kwod-rib-a'sik). Having four replaceable atoms of hydrogen.

quadriceps (kwod'ris-eps) [L. *quadri-* four + *ca'put* head]. Four-headed See *muscles, table of.* **q. su'ræ** [L. "four-headed muscle of the calf"], the gastrocnemius, soleus, and plantaris considered as one muscular body.

quadriceptor (kwod-ris-ep'tor) [L. *quadri-* four + *ceptor*]. An intermediary body having four combining groups.

quadricuspid (kwod-re-kus'pid) [L. *quadri-* four + *cus'pis* point]. Having four cusps; a tooth with four cusps.

quadrigeminal (kwod-re-jem'in-al) [L. *quadrigem'inus*]. Fourfold, or in four parts; forming a group of four. See *corpora quadrigemina.*

quadrigeminum (kwod-re-jem'in-um), pl. *quadrigemina* [L. "fourfold"]. Same as *corpus quadrigeminum.*

quadrilateral (kwod-ril-at'er-al) [L. *quadri-* four + *la'tus* side]. Having four sides.

quadripara (kwod-rip'ah-rah) [L. *quadri-* four + *pa'rere* to bear]. A woman who has borne four children.

quadriparity (kwod-rip-ar'it-e). The condition of having borne four children.

quadriparous (kwod-rip'ar-us). Having borne four children.

quadriplegia (quad-rip-le'je-ah). Paralysis of all four limbs.

quadripolar (kwod-rip-o'lar). Having four poles, as a cell.

quadrisect (kwod'ris-ekt) [L. *quadri-* four + *seca're* to cut]. To cut into four parts.

quadrisection (kwod-ris-ek'shun) [L. *quadri-* four + *sec'tio* cut]. Division into four parts.

quadritubercular (kwod"ri-tu-ber'ku-lar). Having four tubercles or cusps.

quadriurate (kwod-re-u'rāt) [L. *quadri-* four + *urate*]. Any hyperacid urate, like those of the human urine.

quadrivalent (kwod-riv'al-ent) [L. *quadri-* four + *vale're* to be worth]. Having a chemic valence or combining power of four.

quadroon (kwod-roon') [Sp. *cuarteron*]. The offspring of a white person and a mulatto.

quadruped (kwod'ru-ped) [L. *quadru* four + *pes* foot]. Four footed; a four-footed animal.

quadrupl. Abbreviation for L *quadruplica'to,* four times as much.

quadruplet (kwod'ru-plet) [L. *quad'rupulus* fourfold]. Any one of four children born at one birth.

quale (kwa'le). The quality of a thing, especially the quality of a sensation or other conscious process.

qualimeter (kwol-im'et-er) [L. *qua'lis* of what sort + *μέτρον* measure] An instrument for measuring the hardness of roentgen rays.

qualitative, qualitive (kwol'it-a-tiv, kwol'it-iv) [L. *qualitati'vus*] Pertaining to quality.

quantimeter (kwon-tim'et-er) [L *quan'tus* how much + Gr. *μέτρον* measure]. An apparatus for measuring the quantity of roentgen rays generated by a tube.

quanti-Pirquet reaction. See under *reaction.*

quantitative, quantitive (kwon'tit-a-tiv, kwon'tit-iv) [L *quantitati'vus*]. Pertaining to quantity.

quantivalence (kwon-tiv'al-ens) [L *quan'tus* how much + *vale're* to be worth] Chemic valence; the atomic or combining power of an element or radical, expressed in the number of atoms of hydrogen with which it can combine.

quantivalent (kwan-tiv'al-ent). Pertaining to or possessing quantivalence.

quantum kwan'tum) [L. "as much as"]. The elemental unit of radiant energy according to the quantum theory, q. v. under *theory.* **q. of light,** a quantity of light (radiant energy) equivalent to the frequency of the light times 6.55×10^{-27} erg. sec.

quantum libet (kwon'tum li'bet). Latin for *as much as you please.*

quantum sufficit (kwon'tum suf'fis-it). Latin for *as much as suffices.*

quarantine (kwor'an-tēn) [Ital. *quaranti'na*]. 1. A period (usually of forty days' duration) of detention of ships or persons coming from infected or suspected ports. 2. The place where persons are detained for inspection. 3. To detain or isolate on account of suspected contagion. 4. Restrictions placed on the entrance to and exit from the place or premises where a case of communicable disease exists. **land q.,** quarantine against persons approaching by land from an infected region. **shotgun q.,** forcible quarantine not legally authorized.

quart (kwort) [L. *quar'tus* fourth]. The fourth part of a gallon (946 c.c.). See *weights and measures, table of.*

quartan (kwor'tan) [L. *quarta'nus,* pertaining to the fourth]. 1. Recurring every third (fourth) day. 2. A variety of intermittent fever of which

the paroxysms recur on every third day. **double q.**, a quartan fever of which the recurrences are alternately severe and relatively mild. **triple q.**, a fever in which the paroxysms occur every day because of infection with three different groups of quartan parasites.

quartein (kwar'te-in) [L. *quar'tus* fourth]. A name proposed for vitamins because they form a fourth group of food stuffs necessary to animal life (the other groups being carbohydrates, proteins, and fats).

quarter (kwor'ter). The part of a horse's hoof lying between the heel and the toe. **false q.**, a cleft in the quarter of a horse's hoof from the top to the bottom. **fifth q.**, the fat, hide, and other less valuable parts of a slaughtered animal.

quarter-cast (kwor'ter-kast). Cut in the quarter of the hoof.

quarter-crack (kwor'ter-krak). See *sand-crack*.

quarter-evil (kwor'ter-e-vil). Blackleg, or symptomatic anthrax See under *anthrax*.

quartile (kwar'til) [L. *quar'tus* one-fourtb]. The middle term of each half of a series of variables.

quartipara (kwor-tip'ah-rah) [L. *quar'tus* fourth + *par'ere* to produce]. A woman who has borne four children.

quartiparous (kwor-tip'ar-us). Having given birth to four children.

quartisternal (kwor-tis-ter'nal) [L. *quar'tus* fourth + *ster'num* sternum] Pertaining to the fourth sternebra, or bony segment of the sternum opposite the fourth intercostal space.

quartonol (kwor'to-nol). A proprietary preparation of sodium, calcium, and quinin and strychnin glycerophosphates.

quartz lamp. See under *lamp*.

quassaïn (kwos'sah-in). A preparation of soap and quassia a strong insecticide.

quassation (kwas-sa'shun) [L. *quasa'tio*]. The crushing of drugs, or their reduction to small pieces.

Quassia (kwosh'e-ah) [after *Quassi*, a negro who used it as a remedy]. A genus of simarubaceous tropical plants. *Q. ama'ra*, of South America, affords the true and original quassia wood. The wood of *Q (Picras'ina) excel'sa*, a tree of tropical America, contains quassin, and is a tonic and stomachic It is used in dyspepsia, atonic diarrhea, and as an enema in the irritation caused by pin-worms. Dose of extract, 1–3 gr. (0.066–0.2 gm); of fluidextract, 5–10 min. (0.33–0.66 c.c.); of tincture, 30–60 min. (2–4 c c). **Jamaica q.**, Picrasma excelsa. **Surinam q.**, Quassia amara.

quassin, quassiin (kwos'sin, kwos'se-in). A bitter tonic principle, $C_{32}H_{42}O_8$, from quassia wood. Dose, $\frac{1}{10}$–$\frac{1}{4}$ gr. (0 0022–0 022 gm.).

Quat., quat. Abbreviation for L *qual'uor*, four.

quaternary (kwat-er'nar-e) [L. *quaterna'rius*, from *qual'tuor* four]. Fourth in order; also containing four elements.

Quatrefages's angle (katr'fazhs) [Jean Louis *Quatrefages* de Bréau, French naturalist, 1810–1892]. See *angle*.

quebrabunda (kweb-rah-boon'dah). A tropical disease of horses and swine not unlike beriberi. Called also *straddling disease*.

quebrachamin (kwe-brah'tsham-in). A base, or amin, from quebracho bark.

quebrachin (kwe-bra'tshin). An alkaloid, $C_{21}H_{26}N_2O_3$, from quebracho bark; the same as yohimbin. Its hydrochlorid is employed in dyspnea. Dose, $\frac{1}{8}$–$1\frac{1}{2}$ gr. (0.05–0.1 gm.).

quebracho (kwe-brah'tsho) [Sp. and Port. "axbreaker"; L. *aspidosper'ma*]. The bark of *Aspidosper'ma quebra'cho-blan'co*, a South American tree, also known as *white q*. It is an antiperiodic, astringent, tonic, and antasthmatic, and is used in asthma and heart disease. Dose of extract, 2–8 gr. (0.133–0.533 gm.); of fluidextract, 5–60 min. (0.333–4 c.c.); of tincture, 1–4 fl.dr. (4–16 c.c.); of wine (*vinum aspidospermatis*), 1–4 fl.dr. (4–16 c.c.).

quebrachoform (kwe-brah'tsho-form). A compound like tannoform, made from quebracho bark.

Queckenstedt's sign. See under *sign*.

queen-of-the-meadows (kwēn). See *Eupatorium*.

queen's-delight, queen's-root (kwēnz-de-līt', kwēnz-root). See *Stillingia*.

quenuthoracoplasty (kwe-nu-tho'rak-o-plas-te) [*Quénu* a surgeon in Paris + *thoracoplasty*]. Quénu's operation of dividing the ribs to promote retraction of the chest wall in empyema.

querciform (kwer'sif-orm). Tannoform made with oak tannin.

quercin (kwer'sin) [L. *quer'cus* oak]. A bitter, crystallizable carbohydrate, $C_6H_6(O_6H)_6$, from oak-bark and acorns.

quercitannoform (kwer-sit-an'o-form). A variety of tannoform prepared with quercitannic, instead of gallotannic, acid.

quercite (kwer'sīt). A kind of sugar, $CH_2(CHOH.CHOH)_2CHOH$, from acorns.

quercitrin (kwer-sit'rin) [L. *quer'cus* oak + *citri'nus* yellow]. A glucosid and yellow pigment, $C_{36}H_{38}O_{20}$, from the bark of *Quer'cus tincto'ria:* astringent and tonic.

Quercus (kwer'kus) [L. "oak"]. See *oak*.

quercynol (kwer'sin-ol). A proprietary medicine composed of extract of white-oak bark, with cyanol and extract of hyoscyamus: used in vaginal wafers.

querulent (kwer'u-lent) [L. *queror* to complain]. A person with inadequacy marked by abnormal fretfulness and suspiciousness, a feeling of being misunderstood, or slighted or ill treated, opposition to every suggestion, and dissatisfaction with things as they are.

Quevenne's iron (ke-venz') [Théodore Auguste *Quevenne*, French physician, 1805–1855]. Reduced iron. See under *iron*.

quick (kwik). Pregnant, and able to feel the fetal movements.

quickening (kwik'en-ing). The first recognizable movements of the fetus in utero.

quicklime (kwik'līm). Calcic oxid; caustic or unslaked lime.

quicksilver (kwik'sil-ver). Mercury or hydrargyrum.

quietol (kwi'et-ol). A proprietary nerve tonic and sedative, being propylvaleryldimethylamino-isobutyl hydrobromid. Dose, 7 gr. (0.5 gm).

quigila (kwij'il-ah). An infectious disease resembling leprosy, occurring in Brazil; perhaps ainhum.

Quillaia, Quillaja (kwil-a'yah) [Chilian *quillai*]. A genus of rosaceous trees. The bark of *Q. sapona'ria*, or soap-bark, is sternutatory, detergent, diuretic, and febrifugal. It is used for coryza, bronchitis, dropsy, and for making emulsions. Dose, $\frac{1}{4}$–$\frac{1}{2}$ fl.dr. (0.97–1.94 c.c.); of tincture, 1 fl.dr. (4 c.c.).

quina, quinaquina (ke'nah, ken-ah-ke'nah) [Sp and Peruv.]. Cinchona bark.

quinacetin sulphate (kwin-as-e'tin). An anodyne and antipyretic salt, $(C_{37}H_{31}NO_2)_2H_2SO_4.H_2O$.

quinacol (kwin'ak-ol). A chemical combfnation of quinin with guaiacol· used in the treatment of tuberculosis and other respiratory troubles

quinaldin (kwin-al'din). A liquid antiperiodic derivative, alpha-methyl-quinolin, $C_9H_6N(CH_3)$, of anilin and paraldehyd.

quinalgen (kwin-al'jen). Same as *analgen*.

quinamicin (kwin-am'is-in). An artificial alkaloid, $C_{19}H_{24}N_2O_2$, from quinamin.

quinamidin (kwin-am'id-in). An artificial alkaloid isomeric with quinamicin, prepared from quinamin.

quinamin (kwin-am'in). A crystallizable alkaloid, $C_{19}H_{24}N_2O_2$, from various cinchona barks.

quinaphthol (kwin-af'thol). Same as *chinaphthol*.

quinaseptol (kwin-as-ep'tol). Same as *diaphtol*.

quinate (kwi'nāt). Any salt of quinic acid.

quinbi, quinby (kwin'be). A proprietary iodobismuthate of quinin, containing 20 per cent. of bismuth, in a 10 per cent oily suspension. Intramuscular dose, 3 c.c. to 0.3 gm. of the drug.

quince (kwins) [L. *cydo'nius*]. A rosaceous tree or shrub, *Py'rus cydo'nia*, and its fruit. The seed (*cydo'nium*) affords a mucilage which is used as a demulcent.

Quincke's capillary pulse, puncture (kwink' ĕz) [Heinrich Irenæus *Quincke*, physician in Kiel, 1842–1922]. See *pulse* and *puncture*.

quinetum (kwi-ne'tum). A mixture of the sulphates of the cinchona alkaloids: a cheap substitute for quinin sulphate.

quinhydrone (kwin'id-rōn). A combination of quinone and hydroquinone, $C_6H_6O_2.C_6H_4O_2$.

quinia (kwin'e-ah). Same as *quinin*.

quinic acid (kwin'ik). See under *acid*.

quinicin (kwin'is-in). A bitter oily alkaloid, isomeric with quinin, which may be obtained from cinchona or which may be prepared from quinin or from quinidin by heating them.

quinidamin (kwin-id-am'in). An alkaloid, $C_{19}H_{24}N_2O_2$, from cinchona.

quinidin (kwin'id-in). Conquinin, beta-quinin, an alkaloid, $C_{20}H_{24}N_2O_2 + 2H_2O$, from cinchona. It is isomeric with, and its taste, appearance, uses, and dose are the same as those of quinin, although its effect on the cardiac muscle is more pronounced, depressing excitability and conduction in the auricular muscle. It is used in the treatment of auricular fibrillation and other cardiac arhythmias in the form of the sulphate or bisulphate. **q. sulphate**, $(C_{20}H_{24}O_2N_2)_2H_2SO_4 + 2H_2O$, is used like quinidin. Dose, 3–6 gr. (0.2–0.4 gm.) three times a day. **q. tannate**, a yellowish-white powder, given in nephritis, diarrhea, and dyspepsia. Dose, 1¼–12 gr. (0.1–0 8 gm.).

quinimel (kwin'im-el). A preparation for disguising the taste of bitter medicines.

quinin, quinine (kwin'in, kwin-ēn', or kwi'nin) [L. *quini'na*]. The most important of the many alkaloids of cinchona bark, $C_{20}H_{24}N_2O_2 + 3H_2O$; a white minutely crystalline or amorphous powder, odorless, and having a bitter taste. It is soluble in 750 parts of cold water, but is freely soluble in ether, alcohol, and chloroform. Quinin is a stimulant to the nervous system, causing congestion of the brain, vertigo, tinnitus, and deafness. It is a cardiac and circulatory depressant, and increases the number of the leukocytes, at the same time arresting their migration. In large doses it depresses the respiration, decreases the reflex excitability of the spinal cord, and lowers the temperature in fever. It has marked antiseptic properties. In overdoses it causes destruction of the blood-corpuscles and fever (*quinin fever*), with erythematous eruption on the skin, deafness, dizziness, and temporary blindness, ending in death from failure of respiration. Quinin is used in malarial fever and all forms of malarial poisoning; as an antipyretic in typhoid fever, pneumonia, and other fevers; as a tonic in conditions of debility and exhaustion, anemia, and convalescence; as a stimulant to uterine contraction in labor; locally in the form of spray in rhinitis, whooping-cough, and hay-fever. Dose, 1–30 gr. (0.065–2 gm.). **q. acetylsalicylate**. See *xaxaquin*. **q.-amblyopia**, paralysis of the retina from the action of quinin on the retinal blood-vessels. **q. and urea hydrochlorid**. See *q. hydrochlorocarbamid*. **q. arsenite**, a white, crystalline powder, $C_{20}H_{24}N_2O_2.H_3AsO_3 + 2H_2O$: antiperiodic. Dose, ½–½ gr. (0.005–0.03 gm.). **q. bisulphate**, a colorless, crystalline cinchona salt, $C_{20}H_{24}O_2N_2.H_2SO_4 + 7H_2O$. It is much more soluble than the ordinary sulphate. **q. borate**, an amorphous or crystalline antiseptic and antipyretic. Dose, 7½–15 gr. (0.5–1 gm.). **q. chlorocarbonic ester**, an antipyretic in colorless crystals, $CO.Cl.C_{20}H_{23}N_2O_2$; patented. **q. chocolate**, a pastil containing quinin hydrochlorid and chocolate, in which the taste of the quinin is nearly concealed. **q. dihydrochlorid**, a crystalline substance, $C_{20}H_{24}N_2O_2.2HCl$, in white needles: used hypodermically for whooping-cough. **q. dihydrochlorid carbamate**, a double salt in colorless crystals, $(C_{20}H_{24}N_2O_2).HCl + (CONH_2)_2$-HCl. **q. eosolate**, a salt, $C_9H_7S_3O_{12}.(C_{20}H_{24}N_2$-$O_2)_3$: used as an antimalarial, antiseptic, and antipyretic. Dose, 5–10 gr. (0.3–0.6 gm.). **q. ethyl carbonate**. See *euchinin*. **q. ferrichlorid**, an agent in brown scales or powder; hemostatic. **q. glycerophosphate**, a salt, $CH_2OH.CHOH.CH_2O.PO.(OH)_2(C_{20}H_{24}O_2N_2)_2 + 4H_2O$, in colorless needles and soluble in water and alcohol. It is used as a nervine in neurasthenia, malnutrition, and neuralgia of malarial origin. Dose, 1½ gr. (0.1 gm.). **q. hydriodate**, a nervous sedative and antineuralgic, $C_{20}H_{24}N_2O_2.HI$. Dose, 1–1½ gr. (0.06–0.1 gm.). **q. hydrobromid**, a salt, $C_{20}H_{24}O_2N_2.HBr + H_2O$, esteemed for hypodermic administration. **q. hydrochlorid**, a white salt, $C_{20}H_{24}O_2N_2.HCl + 2H_2O$, resembling the sulphate in taste, uses, and dosage. **q. hydrochlorocarbamid**, quinin and urea hydrochlorid, $C_{20}H_{24}O_2N_2.HCl.CO(NH_2)_2HCl + 5H_2O$, a crystalline compound soluble in water: used in a 1 per cent. solution subcutaneously as a local anesthetic; has also been used hypodermically in cholera. Dose, 10–15 gr. (0.65–1 0 gm.). Called also *urea-quinin*. **q. hydrochlorosulphate**, a salt in colorless crystals: suitable for hypodermic use. **q. hydroiodate**, a nervous sedative and antineuralgic agent, $C_{20}H_{24}N_2O_2.HIO_3$. Dose, 1–1½ gr. (0.06–0 1 gm.). **q.-hydroquinon hydrochlorid**, an agent in delicate needles, antipyretic. **q. iodohydroiodate**, a brown powder, $C_{20}H_{24}$-$N_2O_2.I.HI$.: antisyphilitic. **q. lactate**, a white powder suitable for hypodermic use. **q. lygosinate**, a yellow powder, insoluble in water, formed by the combination of quinin and lygosin used as a dusting-powder. **q. nucleinate**, a preparation used by intramuscular injection in syphilis. **q. phosphohydrochlorid**, a crystalline substance, $C_{20}H_{24}N_2O_2.HCl.2H_3PO_4.3H_2O$: antiperiodic, and used for the relief of nervous headaches. **q. salicylate**, a salt, $C_{20}H_{24}N_2O_2.C_7H_6O_3 + H_2O$, in slender white needles: antipyretic and antirheumatic. Dose, 1½–8 gr. (0.1–0.5 gm.). **q. silicofluorid**, a crystalline antiseptic and antipyretic. **q. sulphate** [L. *quini'næ sul'phas*], a white, crystalline salt, $(C_{20}H_{24}N_2O_2)_2.H_2SO_4 + 7H_2O$, more largely used as a remedy than any other of the cinchona alkaloidal salts. It is soluble in 740 parts of cold and 30 parts of boiling water, and in 3 parts of boiling alcohol. Dose, 1–30 gr. (0.066–2 gm.). **q. tannate**, a yellowish powder: used in whooping-cough and diarrhea. Dose, 3–8 gr. (0.2–0.5 gm.). **q.-urethan**, a combination of quinin hydrochlorid and urethan: antiperiodic, and suited for subcutaneous use. **q. valerianate**, a nervous stimulant and antispasmodic. Dose, 1–3 gr. (0.066–0.194 gm.).

quinindiglycol sulphate. See *insipin*.

quininephytin (kwin-in-ef'it-in). A yellow crystalline tonic and antiperiodic, quinin anhydrooxymethylenediphosphate. Dose, 5–8 gr. (0.3–0.5 gm.).

quininism (kwin'in-izm). Same as *cinchonism*.

quininurethane (kwin-in-u'reth-ān). A compound of quinin hydrochlorate and urethane: used subcutaneously like quinin.

quiniobismuth (kwin''e-o-biz'muth). A compound of quinin and bismuth, the iodobismuthate of quinin: used for the treatment of syphilis. Dose, 4–5 gr. (0.2–0.3 gm.).

quiniretin (kwin-ir-e'tin). A yellowish, floccu-

lent substance isomeric with quinin and derived from it, but not an alkaloid.

quinisal (kwin'is-al). A proprietary quinin bisalicylosalicylate for the treatment of coryza and influenza.

Quinlan's test (kwin'lanz). See under *tests*.

quinochloral (kwin-o-klo'ral). A product of the treatment of quinin with chloral: a bitter, oily liquid, neutral to test-paper, and said to be a safe antiseptic. Dose, 1–15 min. (0.066–1 c.c.).

quinoform (kwin'o-form). A compound of formaldehyd and quinin.

quinoidin (kwin-oi'din). Same as *chinoidin*.

quinol (kwin'ol). Hydroquinon.

quinolin (kwin'o-lin). Chinolin; a tertiary amin or alkaloid, $C_6H_4(CH)_3N$, derivable from quinin, coal-tar, and various other sources. It is a yellowish, aromatic liquid: antiseptic, antipyretic, and antiperiodic. **q. rhodanate, q. sulphocyanate,** a strongly bactericidal agent in white crystals, $C_{10}H_8N_2S$. **q. salicylate,** a white powder, $C_9H_7NC_7H_4O_3$: antiseptic and antifebrile. Dose, 8–15 gr. (0.5–1 gm.). **q. sulphosalicylate,** a white, crystalline substance, used as an antiseptic. **q. tartrate,** an antiseptic and antifebrile agent, $C_9H_7NC_7H_6O_3$; a white powder. Dose, 8–15 gr. (0.5–1 gm.).

quinoliv (kwin'o-liv). A proprietary preparation of quinin sulphate and olive oil.

quinology (kwin-ol'o-je). The sum of knowledge concerning trees of the genus *Cincho'na* and other quinin-producing plants, their culture, products, and derivatives, and the uses of the same.

quinone (kwin'ōn). 1. A substance, $CO(CH.CH)_2CO$, in golden-yellow crystals, obtained by oxidizing quinic acid. 2. Any benzene derivative in which two hydrogen atoms are replaced by two oxygen atoms.

quinopropylin (kwin-o-pro'pil-in). An antiperiodic substance homologous with quinin.

quinopyrin (kwin-o-pi'rin). See *chinopyrin*.

quinoral (kwin-o'ral). See *chinoral*.

quinosol (kwin'o-sol). 1. Same as *chinosol*. 2. Same as *cresochin*.

quinotoxin (kwin-o-tok'sin). Quinidin.

quinotropin (kwin-o-tro'pin). A proprietary uric-acid solvent, a compound of quinin and urotropin.

quinovatin (kwin-o'vat-in). Aricin.

quinovin (kwin-o'vin). A bitter glucosid, $C_{30}H_{48}O_8$, from cinchona.

quinoxin (kwin-oks'in). Nitrosophenol, $C_6H_4(NO)OH$; a colorless, crystalline substance prepared from the phenols by the action of nitrous acids.

Quinq. Abbreviation for L. *quin'que*, five.

Quinquaud's disease, sign (kang-kōz') [Eugene *Quinquaud*, French physician, 1841–1894]. See *disease, sign*.

quinquecuspid (kwin-kwe-kus'pid) [L. *quin'que* five + *cus'pis* point]. Having five cusps; a tooth having five cusps.

quinquetubercular (kwin"kwe-tu-ber'ku-lar). Having five tubercles or cusps.

quinquina (kin-ke'nah). Same as *cinchona*.

quinquivalent (kwin-kwiv'al-ent) [L. *quin'que* five + *va'lens* able]. Capable of combining with five atoms of hydrogen.

quinsy (kwin'ze) [L. *cynan'che* sore throat]. Acute suppurative tonsillitis. See *tonsillitis*. **lingual q.,** suppurative inflammation of the lingual tonsil.

Quint. Abbreviation for L. *quin'tus*, fifth.

quintan (kwin'tan) [L. *quinta'nus* of the fifth]. Recurring every fourth (fifth) day.

quintessence (kwin-tes'ens) [L. *quin'tus* fifth + *essen'tia* essence]. The highly concentrated extract of any substance.

Quintin serum, treatment (kan-tan') [René *Quintin*, contemporary French physician]. See *serum* and *treatment*.

quintipara (kwin-tip'ar-ah) [L. *quin'tus* fifth + *par'ere* to produce]. A woman who has borne five children.

quintisternal (kwin-tis-ter'nal) [L. *quin'tus* fifth + *sternum*]. Noting the fifth bony portion of the sternum, or the part above the ensiform cartilage and adjacent to the fifth intercostal space.

quintuplet (kwin'tu-plet) [L. *quin'tuplex* fivefold]. Any one of five born at one birth.

quinuclidin (kwin-u'klid-in). The bridged piperidin ring, $CH(CH_2)_6N$, found in the cinchona alkaloids.

quionin (kwi'o-nin). A tasteless quinin preparation; a mixture of various cinchona alkaloids, mainly cinchonidin: used like quinin.

quitenidin (kwi-ten'id-in). An alkaloid, $C_{19}H_{22}N_2O_4$, formed by oxidizing quinidin.

quitter, quittor (kwit'or). A fistulous sore on the quarters or the coronet of a horse's foot. **simple q.,** local inflammation resulting in a slough, with formation of pus immediately above the hoof. **skin q.,** a very painful ulcer of the skin above the hoof. **subhorny q.,** inflammation beginning at the coronary band and extending beneath the hoof and producing pus-formation in the sensitive tissue. **tendinous q.,** a condition in which the inflammation of quitter has extended into the tendons of the leg and the ligaments of the joint.

quiz (kwiz). 1. Informal instruction by questions and answers. 2. To instruct by questions and answers.

quiz-master. See *quizzer*.

quizzer (kwiz'er). One who holds and conducts a quiz. Called also *quiz-master*.

quoad vitam (kwo'ad vi'tam). Latin for "so far as life is concerned." A term used with reference to prognosis.

Quotid. Abbreviation for L. *quotid'ie*, daily.

quotidian (kwo-tid'e-an) [L. *quotidia'nus* daily]. 1. Recurring every day. 2. A form of intermittent fever with daily recurrent paroxysms. **double q.,** a fever having two daily paroxysms.

quotient (kwo'shent). A number obtained as the result of division. **albumin q.,** the amount of albumin in the blood divided by the amount of albumin present. **blood q.,** the number obtained by dividing the amount of hemoglobin in a specimen of the blood by the number of erythrocytes contained in it: it indicates the percentage of hemoglobin in the erythrocytes. **caloric q.,** the quotient obtained by dividing the heat evolved (expressed in calories) by the oxygen consumed (expressed in milligrams) in a metabolic process. **D q.,** the ratio of glucose to nitrogen in the urine. **growth q.,** that portion of the entire food energy which is utilized for the purpose of growth. **intelligence q.,** the measure of intelligence obtained by dividing the patient's mental age, as ascertained by the Binet-Simon scale, by his actual age. **protein q.,** the number obtained by dividing the quantity of globulin of the blood-plasma by the quantity of albumin. **respiratory q.,** the ratio between the volume of carbon dioxid expired and the volume of oxygen inspired in a given time.

q. v. Abbreviation for L. *quan'tum vis*, as much as you like, and for *quod vi'de*, which see.

R

R. An abbreviation for *Réaumur, remotum* (far-point), *respiration, right,* and *Behnken's unit* of Roentgen irritation.

℞. A symbol for L. *rec'ipe,* take.

Ra. The chemical symbol of *radium.*

Raabe's test (rah'bez) [Gustav *Raabe,* German physician, born 1875]. See under *tests.*

rabelaisin (rab-el-a'is-in). A poisonous glucosid from *Rabelais'ia philippinen'sis,* a plant of the Philippine Isles: a heart stimulant.

rabetting (rab'et-ing) Interlocking of the denticulated broken surfaces of a fractured bone.

rabiate (ra'be-āt). Affected with rabies.

rabiator (ra'be-a-tor). A person or animal affected with rabies.

rabic (ra'bik). Pertaining to rabies.

rabid (rab'id) [L. *rab'idus*]. Affected with rabies, or hydrophobia.

rabies (ra'be-ēz) [L. *ra'bere* to rage]. A specific infectious disease of certain animals, especially dogs and wolves, communicated to man by direct inoculation, as by a bite of an infected animal, and believed to be due to a microorganism which is as yet undiscovered. After an incubation period of from one to six months the disease begins with malaise, depression of spirits, and swelling of the lymphatics in the region of the wound. There are choking and spasmodic catching of the breath, succeeded by increasing tetanic spasms, especially of the muscles of respiration and deglutition, which are increased by attempts to drink water or even by the sight of water. There are usually also fever mental derangement, vomiting, profuse secretion of a sticky saliva, and albuminuria. The disease is generally fatal, death occurring in from two to five days. Called also *hydrophobia* and *lyssa.* **r. cani'na,** canine madness; the rabies of dogs. **dumb r.,** rabies in which paralysis is an early symptom. **r. feli'na,** the rabies of cats **furious r.,** a form in which there is very pronounced excitement. **paralytic r.,** rabies in which paralysis is a marked symptom—usually an ascending spinal paralysis **sullen r.,** dumb rabies. **tanacetic r.,** a condition like rabies produced in rabbits by the intravenous injection of the oil of tansy.

rabietic (ra-be-et'ik). Pertaining to or affected with rabies.

$RaBr_2$. Radium bromid.

race (rās). 1. An ethnic stock, or division of mankind; in a narrower sense, a national or tribal stock; in a still narrower sense, a genealogic line of descent; a class of persons of a common lineage. 2. A class or breed of animals, a group of individuals having certain characters in common, due to a common inheritance. 3. [L. *ra'dix* root.] A root or rhizome; especially one of ginger.

racemation (ra-se-ma'shun). Racemization.

raceme (ra-sēm') [L. *race'mus* a bunch of grapes]. 1. A form of inflorescence in which the individual flowers are borne on stalks which spring from a long central stem. 2. An optically inactive form of a compound consisting of equal amounts of dextro- and levorotary forms of optical isomers.

racemic form (ra-se'mic). Same as *raceme,* 2d def.

racemization (ra-se-mi-za'shun). The making of an optically active substance inactive by changing it into a racemic form. This is usually done by heating.

racemose (ras'e-mōs) [L. *racemo'sus*]. Resembling a bunch of grapes on its stalk.

rachial (ra'ke-al). Rachidial.

rachialbuminimeter (ra''ke-al-bu-min-im'et-er) [Gr. *ῥάχις* spine + *albuminimeter*]. An apparatus for measuring the albumin in a specimen of the cerebrospinal fluid.

rachialbuminimetry (ra''ke-al-bu-min-im'et-re). The measurement of the amount of albumin in the spinal fluid.

rachialgia (ra-ke-al'je-ah) [Gr. *ῥάχις* spine + *ἄλγος* pain]. Pain in the vertebral column.

rachianalgesia (ra''ke-an-al-je'ze-ah) [Gr. *ῥάχις* spine + *ἀν* negative + *ἄλγος* pain]. Rachianesthesia.

rachianesthesia (ra''ke-an-es-the'ze-ah) [Gr. *ῥάχις* spine + *anesthesia*]. Spinal anesthesia; anesthesia produced by the injection of the anesthetic into the spinal canal.

rachicentesis (ra''kis-en-te'sis) [Gr. *ῥάχις* spine + *κέντησις* puncture]. Puncture into the spinal canal.

rachidial (ra-kid'e-al). Pertaining to the spine.

rachidian (ra-kid'e-an) [Gr. *ῥάχις* spine]. Pertaining to the spine.

rachigraph (ra'kig-raf) [Gr. *ῥάχις* spine + *γράφειν* to write]. An instrument for recording the outlines of the spine and back.

rachilysis (ra-kil'is-is) [Gr. *ῥάχις* spine + *λύσις* loosening]. Mechanic treatment of a curved vertebral column by combined traction and pressure.

rachiocampsis (ra''ke-o-kamp'sis) [Gr. *ῥάχις* spine + *κάμψις* curve]. Curvature of the spinal column.

rachiocentesis (ra''ke-o-sen-te'sis) [Gr. *ῥάχις* spine + *κέντησις* puncture]. Spinal puncture.

rachiochysis (ra-ke-ok'is-is) [Gr. *ῥάχις* spine + *χύσις* a pouring]. The effusion fo a fluid within the vertebral canal.

rachiococainization (ra''ke-o-ko-ka-in-iz-a'shun) [Gr. *ῥάχις* spine + *cocainization*]. Spinal cocainization.

rachiocyphosis (ra''ke-o-si-fo'sis). Same as *kyphosis.*

rachiodynia (ra''ke-o-din'e-ah) [Gr. *ῥάχις* spine + *ὀδύνη* pain]. Pain in the spinal column.

rachiokyphosis (ra''ke-o-ki-fo'sis). Same as *kyphosis.*

rachiometer (ra-ke-om'et-er) [Gr. *ῥάχις* spine + *μέτρον* measure] An instrument for measuring curvatures of the vertebral column.

rachiomyelitis (ra''ke-o-mi-el-i'tis) [Gr. *ῥάχις* spine + *μυελός* marrow + *-ιτις* inflammation]. Inflammation of the spinal cord.

rachioparalysis (ra''ke-o-par-al'is-is) [Gr. *ῥάχις* spine + *paralysis*]. Paralysis of spinal muscles.

rachioplegia (ra''ke-o-ple'je-ah) [Gr. *ῥάχις* spine + *πληγή* stroke]. Spinal paralysis.

rachioscoliosis (ra''ke-o-sko-le-o'sis) [Gr. *ῥάχις* spine + *scoliosis*]. Lateral curvature of the spine.

rachiotome (ra'ke-o-tōm) [Gr. *ῥάχις* spine + *τέμνειν* to cut]. An instrument for cutting the vertebræ.

rachiotomy (ra-ke-ot'o-me) [Gr. *ῥάχις* spine + *τομή* cut]. The cutting of the vertebral column in surgery or in obstetrics.

rachiotropacocainization (ra''ke-o-tro-pa-ko''ka-in-i-za'shun). Spinal cocainization with tropacocain

rachipagus (ra-kip'ag-us) [Gr. *ῥάχις* spine + *πάγος* fixed]. A double fetal monster joined at the vertebral column.

rachis (ra'kis) [Gr. *ῥάχις* spine]. The vertebral column.

rachischisis (ra-kis'kis-is) [Gr. *ῥάχις* spine + *σχίσις* cleft]. Congenital fissure of the spinal column. **r. partia'lis,** fissure of the spinal column of limited extent; merorachischisis. **r. poste'rior,** spina bifida. **r. tota'lis,** fissure of the spinal column throughout its entire length; holorachischisis.

rachistovainization (ra-kis-to-va"in-iz-a'shun). Injection of stovain into the spinal canal for the production of local anesthesia.

rachitic (ra-kit'ik). Pertaining to or affected with rickets.

rachitis (ra-ki'tis) [Gr *ῥαχίτις*]. 1. Formerly, inflammatory disease of the vertebral column. 2. In modern use, the same as *rickets*. **r. fœta'lis annula'ris,** the formation before birth of annular thickenings on the long bones. **r. fœta'lis micromel'ica,** a deficient lengthwise growth of the bones of the fetus.

rachitism (rak'it-izm). A tendency to rickets.

rachitome (rak'it-ōm) [Gr. *ῥάχις* spine + *τέμνειν* to cut]. A cutting instrument used in opening the spinal canal.

rachitomy (rak-it'o-me) [Gr. *ῥάχις* spine + *τέμνειν* to cut]. The surgical or anatomic opening of the vertebral canal.

racial (ra'shal). Pertaining to a particular race of mankind.

raclage, raclement (rahk-klahzh', rahkl-mah') [Fr.]. Destruction or removal by rubbing.

Rad., rad. Abbreviation for L. *ra'dix*, root.

radal (ra'dal). A 20 per cent. solution of protargol: used as a prophylactic for gonorrhea.

radectomy (rad-ek'to-me) [L. *ra'dix* root + Gr. *ἐκτομή* excision]. Excision of a portion of the root of a tooth.

radesyge (rah-de-se'geh) [Dan. "scab-sickness"]. An ulcerative skin disease formerly prevalent in Scandinavia.

radia (ra'de-ah). The second stage of a distoma, when it ceases to be a sporocyst and has not yet become a cercaria.

radiability (ra-de-ab-il'it-e). The property of being readily penetrated by the *x*-ray.

radiable (ra'de-ab-l). Capable of being examined by the *x*-ray.

radiad (ra'de-ad). Toward the radial side.

radial (ra'de-al) [L. *radia'lis*]. 1. Pertaining to the radius or to a radius. 2. Radiating; spreading outward from a common center. **goose-neck r.,** a radial artery which feels like a goose-neck owing to calcification.

radian (ra'de-an). In ophthalmometry, an arc whose length equals the radius of its curvature. It is an arc of 57.295°.

radiant (ra'de-ant) [L. *ra'dians*]. 1. Diverging from a common center. 2. Any radio-active substance. **r. matter,** matter in a condition of extreme tenuity or ultragaseous state; gas exhausted to about one-millionth of its original density, so that it has lost its original properties and has acquired new, particularly luminous, ones.

radiate (ra'de-āt) [L. *radia're, radia'tus*]. 1. To diverge or spread from a common point. 2. Arranged in a radiating manner.

radiatio (ra-de-a'she-o). Latin for *radiation*. **r. cor'poris callo'si** [B N A], the radiation of the fibers of the corpus callosum in the medullary center of each cerebral hemisphere. **r. cor'poris stria'ti** [B N A], the extension of fibers from the thalamus and hypothalamus to the cerebral cortex. **r. striothalam'ica.** See *striothalamic radiation*, under *radiation*.

radiation (ra-de-a'shun) [L. *radia'tio*]. 1. Divergence from a common center. 2. A structure made up of divergent elements. 3. Treatment with radium or other radio-active matter. 4. A French military term for the honorable discharge of soldiers and their return to civil life on account of infirmity or disease. 5. Giving off electromagnetic waves such as those of light or particulate rays, such as the alpha or beta rays; also the rays thus given off. **acoustic r., auditory r.,** a bundle of fibers in the posterior part of the internal capsule, being the final neurons in the auditory path. **electromagnetic r.** See *electromagnetic waves*, under *wave*. **r. of Gratiolet.** Same as *optic r.* **occipitothalamic r.** Same as *optic r.* **optic r.,** a strand of fibers continuous with those of the corona radiata, and derived mainly from the pulvinar, geniculate bodies, and optic tract. **pyramidal r.,** the fibers extending from the pyramidal tract to the cortex. **sensory r's,** the thalamocortical tracts. **striothalamic r.,** a fiber-system which joins the thalamus to the hypothalamic region. **tegmental r.,** fibers radiating from the posterior part of the internal capsule and going to the cerebral cortex. **thalamic r.,** a tract of fibers from the optic thalami radiating into the hemisphere. **thalamotemporal r.** Same as *acoustic r.*

radical (rad'ik-al) [L. *radica'lis*]. 1. Directed to the cause; going to the root or source of a morbid process. 2. A group of atoms which enters into and goes out of chemical combination without change, and which forms one of the fundamental constituents of a molecule. **acid r.** 1. The electronegative element which combines with hydrogen to form an acid. 2. All of the acid except the hydroxyl group. **alcohol r.,** all of the alcohol molecule except the hydroxyl group (—OH). **color r.** See *chromophore*.

radiciform (rad-is'if-orm) [L. *ra'dix* root + *for'ma* shape]. Shaped like a root; shaped like the root of a tooth.

radicle (rad'ik-l) [L. *radic'ula*]. 1. Any one of the smallest branches of a vessel or nerve. 2. Same as *radical* (2d def.).

radicotomy (rad-ik-ot'o-me) [L. *ra'dix* root + Gr. *τομή* a cutting]. Division of nerve roots.

radicula (rad-ik'u-lah). Latin for *radicle*.

radiculalgia (rad-ik-u-lal'je-ah) [L. *radic'ula* a little root + Gr. *ἄλγος* pain]. Neuralgia of the nerve-roots.

radicular (rad-ik'u-lar). Of or pertaining to a radicle or root.

radiculectomy (rad-ik-u-lek'to-me) [L. *radic'ula* rootlet + Gr. *ἐκτομή* excision]. Excision of a rootlet, especially, resection of spinal nerve-roots.

radiculitis (rad-ik-u-li'tis) [L. *radic'ula* a little root + Gr. *-ιτις* inflammation]. Inflammation of the root of a spinal nerve, especially of that portion of the root which lies between the spinal cord and the intervertebral canal.

radiectomy (ra-de-ek'to-me) [L. *ra'dix* root + Gr. *ἐκτομή* excision]. Excision of the root of a tooth.

radio-actinium (ra"di-o-ak-tin'e-um). A substance formed by the disintegration of actinium. It gives off alpha rays and disintegrates into actinium x.

radio-action (ra"de-o-ak'shun). Same as *radioactivity*.

radio-active (ra"de-o-ak'tiv). Giving off chemically active rays; having the property of radioactivity. See *radio-active elements, table of*, p. 994.

radio-activity (ra"de-o-ak-tiv'it-e). Spontaneous decomposition of an atom accompanied by the emission of alpha, beta, or gamma rays. **induced r.,** temporary radio-activity in a substance from being in the field of influence of a radio-active substance.

radio-anaphylaxis (ra"de-o-an"af-il-ak'sis). Anaphylactic sensitization to the *x*-ray or other form of radiant energy.

radiobe (ra'de-ōb) [L. *ra'dius* ray + Gr. *βίος* life]. One of the peculiar microscopic condensations of sterilized bouillon produced by radium, discovered by J. B. Burke, which, by their appearance and the way in which they divide, have suggested the similar phenomena of bacteria.

radiobicipital (ra"de-o-bi-sip'it-al). Pertaining to the radius and the biceps muscle of the arm.

radiocarpal (ra"de-o-kar'pal). Pertaining to the radius and carpus.

TABLE OF THE RADIO-ACTIVE ELEMENTS

Atomic weight.	Uranium-radium series.	Actinium series.	Thorium series.	Atomic number.	Rays emitted.
238.17	Uranium I	.	.	92	α
234	Uranium X_1...	. .	. .	90	β
234	Uranium X_2...	...	.... .	91	β, γ
234	Uranium Z..	.	. ..	91	β
234	Uranium II	. ...		92	α
232.15	..	.. ..	Thorium.	90	α
230	Uranium Y	..	. .	90	β
230	Ionium ...			90	α, β, γ
230	. ....	Protoactinium	.	91	α
228	. .		Mesothorium 1.	88	β
228	. . .	....	Mesothorium 2.	89	β, γ
228	. .	. ..	Radiothorium.	90	α, γ
225.95	Radium. .	. . .	.	88	α, γ
226	....	Actinium	.. ..	89	β
226	... .	Radioactinium.	.. .. .	90	α, γ
224	.. .	..	Thorium X..	88	α
222	. ..	Actinium X .	..	88	α
222	Radon	.	. .. ...	86	α
220	.....	. ... ..	Thoron... ..	86	α
218	.. . ..	Actinon .	... .	86	α
218	Radium A.	..... .	.. .	84	α
216	.	....	Thorium A..	84	α
214	Radium B	... ..	.....	82	β, γ
214	Radium C.		..	83	α, β, γ
214	Radium C'.. .	Actinium A...		84	α
212	.. ..	... . .	Thorium B	82	β, γ
212	.	. ..	Thorium C .	83	α, β
212		..... .	Thorium C' .	84	α
210	Radium C''	.		81	β
210	Radium D	Actinium B .	.	82	β, γ
210	Radium E		.. .	83	β, γ
210		Actinium C .	... .	83	α, β
210	Radium F.	Actinium C'.	. .	84	α γ
208	...		Thorium C''	81	β, γ
208	.....	....	Thorium D (lead).	82	
206	.. .. .	Actinium C''.	..	81	β, γ
206	Radium G (lead) ..	Actinium D (lead).	. .	82	

radiochemistry (ra"de-o-kem'is-tre). The branch of chemistry which treats of radio-active phenomena.

radiochroism (ra"de-o-kro'izm) [*radiant* + Gr. *χρόα* color]. The capacity of a substance to absorb certain radio-active and Roentgen rays

radiochrometer (ra"de-o-krom'et-er) [L. *radium* ray + Gr. *χρῶμα* color + *μέτρον* measure]. An instrument for measuring the penetrating power of *x*-rays according to the Benoist scale.

radiocinematograph (ra"de-o-sin-e-mat'o-graf). An apparatus combining the moving picture camera and the *x*-ray machine, making possible moving pictures of the internal organs.

radiode (ra'de-ōd). An instrument for the therapeutic application of radium.

radiodermatitis (ra"de-o-der-mat-i'tis) [L. *ra'dius* ray + *dermatitis*]. Dermatitis caused by exposure to *x*-rays.

radiodiagnosis (ra"de-o-di-ag-no'sis). Diagnosis by means of *x*-rays and *x*-ray photographs.

radiodiaphane (ra"de-o-di'af-ān). An instrument for performing transillumination by means of radium.

radiodigital (ra"de-o-dij'it-al) [L. *ra'dius* radius + *dig'itus* finger]. Pertaining to the radius and to the fingers.

radiodontia (ra"de-o-don'she-ah) [L. *ra'dius* ray + Gr. *ὀδοῦς* tooth]. That department of dentistry which deals with the making and interpretation of radiograms of the teeth and surrounding structures.

radiodontist (ra"de-o-don'tist) [L. *ra'dius* ray + *ὀδοῦς* tooth]. A specialist in dental radiography.

radio-element (ra"de-o-el'e-ment). Any chemical element having radio-active properties.

radiogenol (ra"de-o-je'nol). An emulsion of insoluble radio-active minerals, intended for injection into tumors, etc.

radiogram (ra'de-o-gram). Same as *skiagraph*.

radiograph (ra'de-o-graf) [L. *ra'dius* ray + Gr. *γράφειν* to record]. Same as *skiagraph*.

radiography (ra-de-og'raf-e). Skiagraphy; photography with the Röntgen rays.

radiohumeral (ra"de-o-hu'mer-al). Pertaining to the radius and humerus.

radiolead (ra"de-o-led'). Radium G.

radiology (ra-de-ol'o-je). The study of radio-activity and radio-active substances.

radiolucency (ra"de-o-lu'sen-se). The property of being pervious to the *x*-ray, but yet offering some resistance.

radiolucent (ra-de-o-lu'sent) [L. *ra'dius* ray + *lu'cere* to shine]. Permitting the passage of radiant energy, yet offering some resistance to it; nearly, but not entirely, transparent to the *x*-ray.

radiolus (ra-de'o-lus) [L. dim. of *ra'dius* ray]. A probe, staff, or sound.

radiometer (ra-de-om'et-er). An apparatus for measuring the penetrating power of the *x*-rays.

radiomicrometer (ra"de-o-mi-krom'et-er) [*radius* ray + Gr. *μῖκος* small + *μέτρον* measure]. An instrument for detecting minute changes of radiant energy.

radiomuscular (ra"de-o-mus'ku-lar). Going from the radial artery or nerve to the muscles.

radion (ra'de-on). One of the radiant particles thrown off by a radio-active substance.

radioneuritis (ra"de-o-nu-ri'tis). A form of neuritis seen in operators after long-continued working with *x*-rays.

radiopacity (ra"de-o-pas'it-e). The property of being radiopaque.

radiopalmar (ra"de-o-pal'mar). Derived from the radial artery and supplying the palm.

radiopaque (ra-de-o-pāk'). Opaque to the *x*-ray; not permitting the passage of radiant energy.

radioparency (ra"de-o-par'en-se). The property of being radioparent.

radioparent (ra"de-o-par'ent). Permitting the passage of *x*-rays, transparent to the *x*-ray.

radiopelvimetry (ra"de-o-pel-vim'et-re). Measurement of the pelvis by *x*-ray examination.

radioplastic (ra-de-o-plas'tik) A term used to designate a method of making a plaster image of an organ, such as the heart, from roentgenoscopic measurements.

radiopraxis (ra"de-o-praks'is) [L. *ra'dius* ray + Gr. *πρᾶξις* practice]. Use of rays of light, electricity, etc., in treatment of disease.

radioreceptor (ra"de-o-re-sep'tor). A receptor for the stimuli which are excited by radiant energy, such as light, heat, and cold.

radio-rem (ra'de-o-rem). An apparatus designed for the production of radio-active drinking-water by impregnating the water with radium emanation emitted from radium sulphate which is contained in fired porous clay.

radioscope (ra'de-o-skōp) [L. *ra'dius* ray + Gr. *σκοπεῖν* to view]. An instrument for detecting or studying *x*-rays or other forms of radio-activity.

radioscopy (ra-de-os'ko-pe) [L. *ra'dius* ray + Gr. *σκοπεῖν* to examine]. The examination of the deep structures of the body by means of Roentgen rays.

radiosensibility (ra"de-o-sen-sib-il'it-e). Sensibility to irradiation.

radiosensitive (ra"de-o-sen'sit-iv). Sensitive to, or destroyable by, radiant energy, as radium, *x*-ray, or other electric radiations.

radiostereoscopy (ra"de-o-ster-e-os'ko-pe) [L. *ra'dius* ray + Gr. *στερεός* solid + *σκοπεῖν* to

view]. The inspection of the interior organs by means of the Roentgen rays.

radiotellurium (ra″de-o-tel-u′re-um). Same as *polonium*.

radiotherapeutics (ra″de-o-ther-ap-u′tiks). Radiotherapy.

radiotherapy (ra″de-o-ther′ap-e) [L. *ra′dius* ray + Gr. *θεραπεία* cure]. The treatment of disease by Roentgen rays, radium rays, polonium rays, etc.

radiothorium (ra″de-o-tho′re-um). A body found in pitchblende from Colorado. It is a disintegration product of thorium and resembles the latter in properties. It gives off a disintegration product known as *thorium X*.

radiotorium (ra″dē-o-to′re-um). A hermetically sealed room in which patients, for therapeutic purposes, breathe the gases arising from the disintegration of radium.

radiotoxemia (ra″de-o-toks-e′me-ah). Toxemia produced by a radio-active substance, or resulting from radio-active treatment.

radio-ulnar (ra″de-o-ul′nar). Pertaining to the radius and ulna.

radium (ra′de-um) [so called from its radiant quality]. A rare metal, discovered in 1899 in pitchblende. Metallic radium is unstable in air, the chlorid, bromid, sulphate, and carbonate being the salts used. It is a spontaneous source of radiation, and maintains a temperature of from 2° to 5° F. above the surrounding atmosphere. Its atomic weight is 226, symbol, Ra. Radium salts emit, besides heat and light, three distinct kinds of radiation, which are distinguished as α-, β-, and γ-rays, and also a radio-active gas called *radium emanation*. The γ-rays are similar to *x*-rays, passing through many substances opaque to light. The β-rays are similar to cathode rays, and have less penetrating power than γ-rays. The α-rays have very slight penetrating power. Radium rays have been used in the treatment of lupus and other skin diseases, as well as in sarcoma and carcinoma. See *radio-active elements, table of*, p. 994. **r. emanation.** See *emanation*.

radiumization (ra″de-um-iz-a′shun). Application of radium rays to a part.

radiumologist (ra-de-um-ol′o-jist). A practitioner who specializes in treatment by radium.

radius (ra′de-us) [L. "spoke"]. 1. A line radiating from a center. 2. The bone on the outer or thumb side of the forearm. **r. car′vus.** See *Madelung's deformity*, under *deformity*. **r. fix′us,** a straight line from the hormion to the inion.

radix (ra′diks), pl. *radi′ces*. Latin for *root*. **r. ante′rior** [B N A], the anterior or motor root of a spinal nerve. **r. ar′cus ver′tebræ** [B N A], the pedicle of a vertebra. **r. bre′vis gan′glii cilia′ris** [B N A], the motor root of the ciliary ganglion. **r. cerebel′li,** the posterior peduncle of the cerebellum. **r. den′tis** [B N A], the root of a tooth. **r. latera′lis trac′tus op′tici** [B N A], lateral root of the optic tract. **r. lin′guæ** [B N A], the root of the tongue. **r. lon′ga gan′glii ciliā′ris** [B N A], the sensory root of the ciliary ganglion. **r. media′lis trac′tus op′tici** [B N A], medial root of the optic tract. **r. mesenceph′ali,** the mesencephalic root of the trigeminus nerve. **r. mesenter′ii** [B N A], the base of the mesentery of the small intestine at the posterior parietal peritoneum. **r. mol′lis gan′glii cilia′ris** [B N A], the soft root of the ciliary ganglion. **r. moto′ria,** the smaller and motor root of the trigeminal nerve. **r. na′si** [B N A], the root of the nose. **r. ner′vi facia′lis** [B N A], root of the facial nerve. **r. pe′nis** [B N A], the root of the penis. **r. pi′li** [B N A], a hair-root. **r. poste′rior** [B N A], the posterior or sensory root of a spinal nerve. **r. pulmo′nis** [B N A], the root of the lung. **r. senso′ria,** the sensory root of the trigeminal nerve. **r. trigem′ini,** the root of the trigeminus nerve. **r. un′guis,** root of the nail.

radon (ra′don). Radium emanation.

radzyge (rad′zi-ge). See *radesyge*.

raffinase (raf′in-ās). An enzyme which splits up raffinose.

raffinose (raf′in-ōs). Same as *melitose*.

rafle (rah′fl). An eruptive disease of cattle in northern France.

rag-pickers' disease. See *rag-sorters' disease*, under *disease*.

ragweed (rag′wēd). See *Ambrosia*.

ragwort (rag′wert). See *Senicio*.

Raillie′tia au′ris. A mite which lives in the ears of cattle.

railway-spine (rāl′wa-). See *spine*.

rain-boil. An endemic ulcer prevalent in India in the rainy season; Scinde boil.

Rainey's corpuscles (ra′nēz) [George *Rainey*, English anatomist, 1801–1884]. See *corpuscle*.

raisins (ra′zns) [L. *pas′sulæ; u′væ pas′sæ*]. Dried grapes. **Corinthian r.,** true currants.

râle (rahl) [Fr. "rattle"]. Any abnormal respiratory sound heard in auscultation, and indicating some pathologic condition. Râles are distinguished as *dry* or *moist*, according to the absence or presence of fluid in the air-passages, and are classified according to their location as *bronchial, cavernous, laryngeal, pleural, tracheal*, and *vesicular*. **amphoric r.,** a large, musical, and tinkling râle produced by the splashing of fluid in a cavity connected with a bronchus. **atelectatic r.,** a non-pathologic râle which is dissipated by deep breathing or coughing Such râles are frequently heard in those who breathe feebly and superficially, when on deep inspiration the moist walls of the unexpanded alveoli are suddenly forced apart by the entering air; after a few deep inspirations such râles become lost. These râles are best observed at the margins or borders of the lung and are sometimes known as *marginal* or *border* râles. **border r.** See *atelectatic r.* **bubbling r.,** a moist râle, finer than a subcrepitant râle, heard in bronchitis, in the resolving stage of croupous pneumonia, and over small cavities. **cavernous r.,** a hollow and metallic râle caused by the alternate expansion and contraction of a pulmonary cavity during respiration. It is heard in the third stage of pulmonary tuberculosis. **clicking r.,** a small, sticky sound heard in inspiration, and caused by the passage of air through softening matter in the smaller bronchi. It occurs in the early stages of pulmonary tuberculosis. **collapse r.,** a fine crepitant râle heard over collapsed lung tissue; also at the base of the healthy lung of a bedridden patient: due to incomplete expansion of the air-vesicles. **consonating r.,** a clear, ringing sound produced in bronchial tubes that are surrounded by consolidation tissues: heard in tuberculous pneumonia. **crackling r.** Same as *subcrepitant r.* **crepitant r.,** a very fine râle, resembling the sound produced by rubbing a lock of hair between the fingers or by particles of salt thrown on fire. It is heard at the end of inspiration in the early stages of croupous pneumonia. **dry r.,** a râle produced by the presence of viscid secretion in the bronchial tubes or by thickening of the walls of the tubes. It has a whistling, musical, or squeaking quality. Dry râles are heard in asthma and bronchitis. **extrathoracic r.,** a râle produced in the larynx or trachea. **gurgling r.,** a very coarse râle resembling the bursting of large bubbles. They are heard over large cavities that contain fluid, and in the trachea in the death-rattle. **guttural r.,** a râle produced in the throat. **Hirtz's r.,** a moist, subcrepitant, metallic râle indicative of tuberculous softening. **r. in′dux,** a crepitant râle heard in the stage of beginning consolidation in pneumonia. **laryngeal r.,** a râle produced in the larynx. **marginal r.** See *atelectatic r.* **metallic r.** Same as *consonating r.* **moist r.,** a râle produced by the presence of liquid

in the bronchial tubes. **mucous r.** (*r. muqueux*), a modified subcrepitant râle resembling the sound produced by blowing through a pipe into soapy water. It is caused by the bursting of viscid bubbles in the bronchial tubes: heard in emphysema of lungs. **pleural r.**, a pleural friction-sound. **r. re'dux, r. de retour,** an unequal crackling sound produced by air passing through fluid in a bronchial tube: heard in the resolution stage of pneumonia. **sibilant r.**, a hissing sound resembling that produced by suddenly separating two oiled surfaces. It is produced by the presence of a viscid secretion in the bronchial tubes or by thickening of the walls of the tubes: heard in asthma, bronchitis, and in the beginning of tuberculosis of the lungs. **Škoda's r.**, a bronchiale râle heard through consolidated tissue in pneumonia. **sonorous r.**, a small, moist sound resembling the cooing of a dove, produced by the passage of air through mucus in the capillary bronchial tubes. heard in capillary bronchitis and asthma. **subcrepitant r.**, a fine, moist râle heard in conditions that are associated with liquid in the smaller tubes, as in bronchitis, pulmonary edema, and phthisis in the early stages. Called also *crackling r.* **tracheal r.**, a râle produced in the trachea. **vesicular r.**, a crepitant râle. **whistling r.**, a sibilant râle.

Ralfe's test (ralfs) [Charles Henry *Ralfe*, English physician, 1842–1896]. See under *tests*.

ramal (ra'mal). Pertaining to a ramus; branching.

ramaninjana (ram"an-in-jah'nah). A form of palmus, or jumping disease, prevailing in Madagascar.

Rambotham's hook (ram'both-amz). A hook with a concave cutting edge, used for decapitating a fetus.

R. A. M. C. Abbreviation for *Royal Army Medical Corps*.

Ramdohr's suture (rahm'dōrz) [Cæsar A. von *Ramdohr*, American surgeon, 1855–1912]. See under *suture*.

ramex (ra'meks) [L.]. 1. A hernia. 2. Varicocele.

rami (ra'mi). Plural of *ramus*. **r. communican'tes,** bundles of nerve-fibers connecting the spinal cord with the sympathetic ganglia.

ramification (ram"if-ik-a'shun) [L. *ra'mus* branch + *fa'cere* to make]. 1. Distribution in branches. 2. A branch or set of branches. 3. The manner of branching.

ramify (ram'if-i) [L. *ra'mus* branch + *fa'cere* to make]. 1. To branch; to diverge in various directions. 2. To traverse in branches.

ramisection (ram-is-ek'shun) [L. *ramus* + *sec'tio* a cutting]. The operation of cutting the rami communicantes of the sympathetic (*sympathetic ramisection*): done for the relief of spastic paralysis.

Rammstedt operation (rahm'stet). See under *operation*.

ramogen (ram'o-jen). A proprietary sterile modified milk preparation.

ramollissement (rah-mol-ēs-maw'). French for *softening*.

Ramón y Cajal's cells, stain (rah-mōn' e ka-hal') [S. R. *Ramón y Cajal*, Spanish histologist, born 1852]. See *Cajal's cell*, under cell, and *stains, table of*.

ramose, ramous (ra'mōs, ra'mus) [L. *ra'mus* branch]. Branching; having many branches.

rampart, maxillary (ram'part). A ridge or mound of epithelial cells seen in that portion of the jaw of the embryo which is to become the alveolar border.

Ramsden's ocular (rams'denz) [Jesse *Ramsden*, English optician, 1735–1800]. See under *ocular*.

ramulus (ram'u-lus). A small branch or terminal division.

ramus (ra'mus), pl. *ra'mi* [L.]. 1. A branch, as of an artery, bone, nerve, or vein. 2. Any constant branch of a fissure or sulcus of the brain. **r. anastomot'icus,** nerve-fibers running from one nerve to another and frequently carrying sensory fibers to a motor nerve, or *vice versa*. **r. anastomot'icus peronæ'us** [B N A], the communicans peronæi nerve. See *Nerves, table of*. **r. auricula'ris va'gi** [B N A], Arnold's nerve. **r. commun'icans,** a branch connecting a spinal nerve with a sympathetic ganglion **r. exter'nus ner'vi accesso'rii,** a fetal branch of the spinal accessory nerve. **r. interfunicula'ris,** one of the branches which connect the two chains of the sympathetic nervous system. **r. internodia'lis,** one of the branches which connect the ganglia of the sympathetic nervous system. **ischiopubic r.**, the descending ramus of the pubic bone together with the ramus of the ischium. **r. of the ischium,** the narrower projecting part of the bone. **r. of the jaw,** the ascending branch at each end of the lower jaw-bone. **r. mandib'uli,** the ramus of the jaw. **r. meninge'us va'gi** [B N A], the recurrent branch of the vagus. **r. of the pubis,** one of the parts of the pubis forming the boundary of the obturator foramen.

rancid (ran'sid) [L. *ran'cidus*]. Having a musty, rank taste or smell. The term is applied to fats that have undergone decomposition, with the development of fatty acids.

rancidity (ran-sid'it-e). The quality of being rancid.

Randia (ran'de-ah) [after Isaac *Rand*]. A genus of tropical rutaceous trees and shrubs. The fruit of *R. dumeto'rum*, of Africa and India (emetic nut), is a powerful emetic. Dose of tincture, 15-60 min. (1–4 c.c.).

Randolph's test (ran'dolfs) [Nathaniel Archer *Randolph*, American physician, 1858–1887]. See under *tests*.

range of accommodation (rānj). The alteration in the refractive state of the eye produced by accommodation. It is the difference in diopters between the refraction by the eye adjusted for its far-point and that when adjusted for its near-point. Called also *amplitude of accommodation* and *breadth of accommodation*.

Range'lia vital'ii. A blood parasite causing the disease nambi-uvu in dogs.

ranine (ra'nīn) [L. *rani'nus; ra'na* frog]. Pertaining to a frog, to a ranula, or to the lower surface of the tongue.

Ranke's angle (rahn'kez) [Hans Rudolph *Ranke*, Dutch anatomist, 1849–1887]. See *angle*.

Ranke's formula (rahn'kez) [Karl *Ranke*, contemporary German chemist]. See *formula*.

Ransohoff's operation (ran'so-hofs) [Joseph *Ransohoff*, surgeon in Cincinnati, 1853–1921]. See *operation*.

ranula (ran'u-lah) [L. dim. of *ra'na* frog]. A cystic tumor beneath the tongue, due to obstruction and dilatation of the sublingual or submaxillary gland or of a mucous gland. **pancreatic r.**, a retention-cyst of the pancreatic duct.

ranular (ran'u-lar). Pertaining to or of the nature of ranula.

Ranvier's nerve, node, etc. (rahn-ve-āz') [Louis Antoine *Ranvier*, French pathologist, 1835–1922]. See *nerve, node*, etc.

Raoult's law (rah-ōlz') [Francois Marie *Raoult*, French physicist, 1830–1899]. See under *law*.

rape (rāp) [L. *rap'tus*]. Coitus without the consent of the woman or against her will.

raphania (raf-a'ne-ah) [L. *raph'anus;* Gr. *ῥάφανος* radish]. A chronic poisoning ascribed to the seeds of wild radish and resembling ergotism (Linnæus). It is attended with spasms of the limbs.

raphé, rhaphé (ra'fe) [Gr. *ῥαφή* seam]. A ridge or furrow that marks the line of union of the halves of various symmetric parts. **r. anococcyg'ea,** a fibrous septum extending from the anus to the coccyx. **r. cor'poris callo'si,** a

linear furrow along the median line of the upper side of the callosum, and a similar ridge on the lower side. **r. medul'læ oblonga'tæ** [B N A], the line of union of the two halves of the medulla oblongata. **r. pal'ati** [B N A], the middle ridge of the palate. **r. palpebra'lis latera'lis** [B N A], the external tarsal ligament. **r. pterygomandibula'ris** [B N A], the pterygomaxillary ligament. **r. scro'ti** [B N A], the cord-like elevation upon the skin of the scrotum, dividing it into halves. **Stilling's r.**, the fibers uniting the pyramids on the anterior surface of the oblongata.

raphidiospore (ra-fid'e-o-spōr). See *exotospore*.

rap'tus melanchol'icus. An attack of frenzy or agitation occurring in a patient with melancholia.

rarefaction (rar-e-fak'shun) [L. *rarefac'tio*]. The condition of being or becoming less dense; diminution in density and weight, but not in volume.

rarefying osteitis (rar'e-fi-ing). See *osteitis*.

Ras. Abbreviation for L. *rasu'ræ*, shavings.

Rasa'hus bigutta'tus. A bug found in Cuba, Panama, and South America, which sometimes bites man.

rascota (ras-e'tah). Transverse markings across the skin of the wrists, on the palmar surface.

Rasch's sign (rahshs) [Hermann *Rasch*, German obstetrician, born 1873]. See under *sign*.

rash (rash). A temporary eruption on the skin, as in urticaria and strophulus, an exanthema. **anilin r.**, a skin inflammation due to anilin poisoning. **antitoxin r.**, a skin eruption frequently following the administration of diphtheria antitoxin. **astacoid r.**, a reddish eruption in small-pox resembling in color the shell of a boiled lobster. **black currant r.**, the peculiar appearance of the skin in xeroderma pigmentosum. **canker r.**, a popular name for scarlatina. **caterpillar r.**, a local eruption attributed to poisoning by the hairs of caterpillars. **crystal r.**, sudamina. **drug-r.**, a rash due to medication Called also *medicinal r.* **flannel r.**, a reddish eruption caused by the irritation of flannel underclothing. **gum-r.** See *strophulus*. **heat r.**, miliaria rubra. **hydatid r.**, an urticarial eruption which sometimes follows tapping or rupture of a hydatid cyst. **medicinal r.** See *drug-r.* **mulberry-r.**, a peculiar eruption of typhus, looking like that of measles. **nettle-r.** Same as *urticaria*. **nickle r.**, a rash sometimes occurring in refiners of nickle. **rose-r.** Same as *roseola* **serum-r.**, the rash that sometimes follows the injection of antitoxic sera. **tonsillotomy r.**, an eruption on the neck and body after tonsillectomy. **tooth-r.** Same as *strophulus*. **wildfire r.** Same as *strophulus volaticus*.

rasion (ra'zhun) [L. *ra'sio*]. The rasping of drugs with a file.

rasmosin (ras'mo-sin). A resin-like derivative from the root of *Cimicif'uga racemo'sa*: tonic, antispasmodic, and antirheumatic. Dose, 1–5 gr. (0.06–0.3 gm.).

Rasmussen's aneurysm [Fritz Waldemar *Rasmussen*, Danish physician, 1834–1881]. See *aneurysm*.

raspatory (ras'pat-o-re) [L. *raspato'rium*]. A file or rasp for surgeon's use; a xyster.

raspberry (raz'ber-e). See under *Rubus*.

rasura (rah-su'rah). Latin for *scrapings* or *filings*.

rat (rat). A rodent commonly found about human habitations. Rats not only cause great economic loss, but their bite causes rate-bite fever; they harbor at least eleven different species of intestinal parasites that may be transmitted to man, such as tapeworms, round worms, and trichinæ; they assist in the transmission of plague, dysentery, and Weil's disease to man; and they help to keep alive bedbugs and fleas when the latter have no access to human blood. **albino r.** See *white r.* **black r.**, *Mus* (*Rattus*) *rattus*, the English black rat and the one most responsible for transmitting plague to man by means of its flea (*Xenopsylla cheopis*). It is smaller than the brown rat, has longer ears and tail, and is glossy black in color. **brown r.**, *Mus* (*Rattus*) *norvegicus;* also called the barn rat, gray rat, Norway rat, sewer rat, and wharf rat. It is larger than the black rat, has a brownish-gray color, and short ears and tail. **Egyptian** or **roof r.**, Mus alexandrinus. **white r.**, an albino form of *Mus rattus* or of *Mus norvegicus* which is much used as a laboratory animal. **wood r.**, a rat of the genus *Neotoma*. They are hosts of *Lamus protracta*.

rat-bite fever. See under *fever*.

rat-tails (rat'tālz). A swollen condition of the hair-papillæ over the flexor tendons of a horse's leg, due to lichen.

ratanhia, ratany (rat-an'e-ah, rat'an-e) [Pg. *ratan'hia*]. Same as *krameria*.

ratanhin (rat'an-in). Same as *surinamin*.

rate (rāt). The measure of a thing by its ratio or relation to some standard. **basal metabolic r.** See *basal metabolism*, under *metabolism*. **birth r.**, the relation of the number of births during a year to the population of that year. This is the *crude* birth rate. The *refined* birth rate is the ratio of births to the female population; the *true* birth rate is the ratio of births to the female population of child-bearing age, *i. e.*, between fifteen and forty-five years of age. **case r.** Same as *morbidity r.* **case fatality r.**, the percentage of cases of sickness which terminate fatally. **death r.**, the ratio of the total number of deaths in a community to the population, generally figured in terms of number of deaths per 1000, 10,000, or 100,000 of population. **fatality r.**, the number of deaths per 100 cases of a specific disease. Called also *lethality r.* **heart r.**, the rate of the contractions of the ventricles of the heart. It usually corresponds to the pulse-rate, but occasionally some of the ventricular contractions fail to produce peripheral pulse waves, so that the pulse at the wrist is less in rate than that of the heart. This difference is called *pulse deficit*. **lethality r.** See *case fatality r.* **morbidity r.**, the proportion of cases of a given disease occurring during the year per 1000, 10,000, or 100,000 of population. **pulse r.**, the rate of the pulse beat. The normal rate is 72 for men and 80 for women. **sickness r.** Same as *morbidity r.* **still-birth r.** See *natimortality*.

Rathke's pocket or **pouch** (raht'kē) [Martin H. *Rathke*, German anatomist, 1793–1860]. See under *pouch*.

raticide (rat'is-īd). A substance that will kill rats; a rat poison.

ratin (rat'in). A preparation of living bacteria of the paratyphoid enteritidis group, pathogenic to rats used as a rat exterminator.

ratio (ra'she-o). Latin for *proportion*. **absorption-r.**, the ratio between the coefficient of extinction of a solution and the amount of light-absorbing matter in that solution. **birth-death r.** See *vital index*, under *index*. **cell-color r.**, the result obtained by dividing the percentage of red cells by the percentage of hemoglobin. **curative r.**, the fraction of the minimal lethal dose of a drug that is therapeutically effective; called also *therapeutic r.* **D : N r.**, the ratio between the dextrose and the nitrogen of the urine. **hand-r.**, the ratio of the length of the hand to its width. **karyoplasmic r.**, nucleoplasmic ratio. **ketogenic-antiketogenic r.**, the proportion between substances that form glucose in the body and those that form fatty acids **mendelian r.**, a ratio of 1 to 3 seen in the grandchildren of a cross between two races differing by some one characteristic. **nucleoplasmic r.**, the ratio of nuclear to cytoplasmic volume. **nutritive r.**, the ratio between the digestible protein and the

digestible fats and carbohydrates in a ration in stock feeding. **therapeutic r.** See *curative r.*

ation (ra'shun) [L. *ra'tio* proportion]. A fixed daily allowance of food or drink.

ational (rash'un-al) [L. *rationa'lis* reasonable]. Accordant with reason; based upon reasoning and not upon simple experience.

ationale (rash-o-na'le). A rational exposition of principles; the logical basis of a procedure.

atsbane (rats'bān). White arsenic; arsenous anhydrid, As_2O_3.

attlesnake (rat'l-snāk). Same as *Crotalus.*

attus (rat'us). A genus of small rodents; the rats. See *rat.*

au, process of (row) [Johann J. *Rau* (Ravius), Dutch anatomist, 1658–1719]. See *process.*

auber's layer (row'berz) [August *Rauber*, German anatomist, born 1845]. See *layer.*

aucedo (raw-se'do). Latin for *hoarseness.*

auchfuss's triangle (rowsh'foos) [Charles Andreyevich *Rauchfuss*, physician in St. Petersburg, 1835–1916]. Same as *Grocco's sign.* See *sign.*

ausch (rowsh) [Ger. "intoxication"]. Light general anesthesia with ether only to the point where, if questioned sharply, the patient will not reply. Called also *ether rausch.*

auschbrand (rowsh'brahnt) [Ger.]. Symptomatic anthrax. See under *anthrax.*

auvolfia (raw-vol'fe-ah). See *ophioxylin.*

avius's process (ra've-us). See *Rau, process of.*

ay (rā) [L. *ra'dius* spoke]. A line of light or of heat. A ray is a more or less distinct or isolated portion of radiant energy, while the word rays is a very general term for any form of radiant energy, whether vibratory or particulate. **actinic r.**, a light ray which produces chemic changes. In general, light rays become more actinic as one passes from the red through the spectrum to the violet and even into the ultraviolet. **alpha r's, α r's,** helium nuclei which have been ejected from radio-active substances. Owing to their high velocity (one-tenth that of light) their kinetic energy is so great that a single alpha particle produces a microscopic flash of light when it hits a spinthariscope; when it hits another atom (as of nitrogen) it may cause it to disintegrate. **anode r's.** Same as *positive r's.* **astral r.**, one of the rays of an astrosphere. **Becquerel r's,** rays emitted from uranium discovered by Becquerel in 1896. **beta r's, β r's,** electrons ejected from radio-active substances with velocities which may be as high as 0.98 of the velocity of light. **Blondlot r's.** See *n r's.* **canal-r's,** positive rays in a vacuum tube; so-called from having been first obtained by allowing the discharge from the anode to pass through a perforated (canalized) cathode. **cathode-r's,** streams of electrons given off from the cathode of a vacuum tube in which an electric discharge takes place. They move in a straight line unless deflected by a magnet. By striking on solids they generate Roentgen rays. **characteristic r.,** when a metallic surface is exposed to *x*-rays a secondary radiation, called its characteristic ray, is emitted which is nearly homogeneous as to wave length and is approximately proportional to the reciprocal of the square of the atomic weight of the metal. **chemical r.** Same as *actinic r.* **convergent r.,** a ray which is approaching a focus. It may be produced by passage through a convex lens or by reflection from a concave mirror. **cosmic r's.** See *Millikan r's.* **delta r's,** secondary beta rays produced in a gas by the passage of alpha particles. **direct r.,** primary ray. **divergent r's,** rays coming from a source nearer than infinity. **Finsen r's.** See *Finsen light,* under *light.* **r.-fungus.** Same as *actinomyces.* **gamma r's, γ r's,** electromagnetic waves of great penetrative power which are emitted from radio-active substances. They are similar to Roentgen rays, but of much shorter wave length, even as short as 0.01 of an Angstrom unit, and are usually associated with beta rays. **glass-r's,** the rays formed in an *x*-ray tube by the cathode rays striking the glass wall of the tube, so called to distinguish them from the *x*-rays originating at the anticathode. **Goldstein's r's,** rays formed when *x*-rays pass through some transparent medium. Called also *s r's.* **hard r's,** *x*-rays of short wave length and great penetrative power. **heat r's.** See *radiant heat,* under *heat.* **hertzian r's,** electromagnetic waves similar to a light wave, but having a greater wave length. They are the waves used in wireless transmission of signals, speech, etc. **i r's,** an alleged form of radiant emanations allied to n rays, and given off from the brain during certain psychic processes. **incident r.** See *refraction.* **indirect r's,** rays formed at the surface of the glass of the tube. **Lenard r's,** cathode rays after they have issued from a Crookes tube through a window of platinum foil. **medullary r.,** any cortical extension of a bundle of tubules from a malpighian pyramid of the kidney. **Millikan r's,** electromagnetic waves which reach the earth from unknown cosmic sources. They are similar to the gamma rays of radium, but their wave length (0.0007 to 0.0004 of an Angstrom unit) is fifty times as short and their penetrating power (6 feet of lead) is correspondingly greater. **minin r's,** rays generated by passing incandescent light through dark blue glass. **n r's,** an alleged form of radiation, the identity of which is not well established. Called also *Blondlot r's.* A variety of n rays (called *n' rays*) differs from n rays in diminishing the luminosity of light and of faintly luminous surfaces. **Nieuenglowski's r's,** luminous rays given out by substances which have been exposed to the sun. **paracathodic r's,** rays formed by the impaction of cathode rays against a body (the anticathode) in their path. **parallel r's,** rays which come from a source at an infinite distance. Divergent rays may be made parallel by means of a convex lens or a concave mirror. **polar r.** Same as *astral r.* **positive r's,** positively charged atoms emitted from a (heated) anode and given a high velocity in a vacuum by the electric field. If they are then passed through a magnetic field or a combination of magnetic and electric fields they are deflected from their course and their mass can in this way be determined. **primary r.,** a ray given off directly from a radio-active substance. **refracted r.** See *refraction.* **s r's.** See *Goldstein's r's.* **Roentgen r's,** electromagnetic vibrations or waves set in motion when electrons, moving at high velocity, impinge on certain substances, especially the heavy metals. They are able to penetrate most substances, to affect a photographic plate, to bring about chemical reactions, and to produce changes in living matter. They are generated by passing a current of high potential through a highly exhausted vacuum tube (Coolidge tube) and are used in taking photographs called skiagrams or shadowgraphs of various parts of the body. They thus reveal foreign bodies therein, calculi, bullets, etc., or the condition of the invisible parts, such as fractures, as well as the function of such organs as the heart, stomach, intestines, etc. They are also used in treating various diseased conditions, such as lupus, cancer, eczema. Called also *x-rays.* **Sagnac r's,** secondary beta-rays formed when gamma-rays are reflected from a metal surface. **secondary r.,** a ray formed when a primary ray strikes against matter. **soft r's,** Roentgen rays of long wave length and little penetrative power. **ultraviolet r's.,** those invisible rays of the spectrum which are beyond the violet rays. They vary in wave length from 4000 to 200 Angstrom units. **x-r's,** the name given by Roentgen to the rays now known as Roentgen rays.

rayage (ra'ej). The dosage of any form of radiant energy.

Rayer's disease (ra-yāz') [Pierre François *Rayer*, French physician, 1703–1867]. **Xanthoma.**

Raygat's test (ra'gats). See under *tests*.

raying (ra'ing). Exposure to the action of *x*-rays or any other kind of radio-activity.

Raymond type of apoplexy (ra-mon') [Fulgence *Raymond*, French neurologist, born 1844]. See under *type*.

Raynaud's disease (ra-nōz') [Maurice *Raynaud*, French physician, 1834–1881]. See under *disease*.

Rb. A symbol of *rubidium*.

R. C. P. Abbreviation for *Royal College of Physicians*.

R. C. S. Abbreviation for *Royal College of Surgeons*.

R. D. Abbreviation for *reaction of degeneration*.

R. D. A. The *right dorso-anterior position* of the fetus at delivery.

R. D. P. The *right dorsoposterior position* of the fetus.

R. E. Abbreviation for *radium emanation* and *right eye*.

re- [L.]. A prefix signifying *back, again, contrary*, etc.

react (re-akt'). 1. To respond to a stimulus. 2. To enter into chemical action with.

reactant (re-ak'tant). The original substance entering into a chemical reaction.

reaction (re-ak'shun) [L. *re* again + *ag'ere* to act]. 1. Opposite action, or counteraction; the response of a part to stimulation. 2. The phenomena caused by the action of chemical agents; a chemical process in which one substance is transformed into another substance or substances. [Specially named reactions not defined here will be found under *tests*.] **Abderhalden's r.**, a serum reaction based upon the hypothesis that when a foreign protein gets into the blood the body reacts by elaborating a ferment which causes disintegration of the protein. Such a ferment is called a *protective ferment* (*Abwehrfermente*) and is specific for the particular protein which caused its formation. This reaction was first applied to the diagnosis of pregnancy on the principle that in the blood of pregnant women there is present a proteolytic ferment which will cause cleavage of placental albumin and placental peptone. The same principle is applied to the diagnosis of cancer because the blood of cancer patients contains a ferment which digests coagulated cancer protein. Similarly, in dementia præcox, the brain becomes degenerated and furnishes to the blood substances which excite the formation of a ferment capable of decomposing proteins of human brain. This is the *Abderhalden-Fauser reaction*. The same principle has also been applied to the diagnosis of syphilis, tuberculosis, and the acute infections. **Abderhalden-Fauser r.** See under *Abderhalden's r.* **Abelen's r.**, a reaction for ascertaining the presence of salvarsan in the urine. From 7 to 8 c.c. of urine are acidulated with 2 or 3 drops of 0.1 per cent. solution of hydrochloric acid; 3 or 4 drops of 10 per cent. sodium nitrite solution are added, and then 2 or 3 drops of a 10 per cent. alkaline resorcin solution, and, finally, an excess of sodium hydroxid. **abortin r.** See *abortin test*, under *tests*. **accelerated r.**, when a biologic reaction such as serum sickness appears in a shorter time than usual it is said to be accelerated. **acetic-acid r.** See *Rivalta's r.* **acetonitril r.** See *acetonitril test*, under *tests*. **acid r.**, the turning of blue litmus-paper red: a test for the presence of acids. **Acree-Rosenheim r.** See under *tests*. **Adamkiewicz's r.** See *Adamkiewicz test*, under *tests*. **agglutination r.** See *agglutination* and *Widal's test*, under *tests*. **alkaline r.**, the turning of red litmus blue: an indication of the presence of an alkali. **allergic r.** See *cutaneous r.* (2d def.). **alpha-naphthol r.** See *Molisch's test*, under *tests*. **amphicrotic r.**, **amphoteric r.**, a combination of acid and alkaline reactions indicated by the alteration of the color of both the blue and red litmus by the same reagent. **amphigenous r.** Same as *amphoteric r.* **anaphylactic r.**, the reaction which occurs in anaphylactic shock. **anaphylactoid r.**, pseudo-anaphylaxis. **anatoxin r.**, an intradermic reaction in which anatoxin is used. **antalgic r.**, a bodily reaction or response having the purpose of avoiding pain. **antigen r. of Debré and Paraf**, a complement-fixation reaction for the diagnosis of urinary tuberculosis, using for antigen the patient's urine, for antibody known tuberculosis serum, and testing the complement against a hemolytic serum of sheep's corpuscles and antisheep serum. **antigen-antibody r.**, the little understood reaction which occurs when antigen encounters its specific antibody. See *immunoreaction*. **antitryptic r.**, the reaction produced by the blood upon mixtures of trypsin and casein solutions. Such reaction is modified by various diseased conditions, such as cancer, tuberculosis; also by the pregnant condition. **Ascoli's r.** Same as *miostagmin r.* **associative r.**, a reaction in which the response is withheld until the idea presented has suggested an associated idea. **Austrian's r.**, an ophthalmic reaction for typhoid fever by the use of an antigen prepared from a mixed culture of a large number of different strains of typhoid bacilli. **axon r.** See *chromatolysis*. **bacteriolytic r.**, the reaction which brings about specific bacteriolysis. **Bareggi's r.**, the formation in a test-tube of an unretracted clot, with but little serum, from the blood of typhoid fever; but if the blood be taken from a patient with tuberculosis, the clot retracts with the separation of much serum. **Bechterew's r.**, in cases of tetany the minimum of electric current needed to arouse muscular contraction needs to be diminished at every interruption or change of density in order to prevent tetanic contraction. **Bence-Jones r.**, the precipitation of albumose by nitric acid, followed by its redissolving on boiling and being precipitated again on cooling. **Beyerinck's r.** Same as *cholera r.* **Bittorf's r.**, in renal colic the pain produced by squeezing the testicle or pressing the ovary radiates to the kidney. **biuret r.** See *biuret test*, under *tests*. **Brieger's cachexia r.** See *cachexia r.* **cachexia r.**, increase in the antitryptic power of the blood-serum seen in malignant disease and other diseases characterized by cachexia. **Calmette's r.** See *ophthalmic r.* **Cammidge's r.** See *pancreatic r.* **Cannizzaro's r.**, the reaction which aldehyds undergo when brought in contact with animal tissue; one molecule of the aldehyd is reduced to the corresponding alcohol and another molecule is simultaneously oxidized to the corresponding acid. **carbamino r.**, alpha-amino-acids unite with CO_2 in the presence of alkalis or alkaline earths to form salts of carbamino-carboxylic acids. This reaction is used in studying the course of protein digestion. See *formol titration*, under *method*. **Chantemesse's r.**, the ophthalmic reaction for typhoid fever. See *ophthalmic r.* **cholera r.**, **cholera red r.**, a red color developing on the addition of concentrated sulphuric acid to a culture of cholera vibrio. **coagulation r.** See *Hirschfeld-Klinger r.* **coagulo-r.**, a test for syphilis based on the fact that syphilitic sera inhibit the coagulation of the blood by interference with thrombin production more than do normal sera; called also *Hirschfeld-Klinger r.* **complement-fixation r.** See *fixation of complement*. **compluetic r.** Same as *Wassermann r.* **conglutination r.**, a characteristic clumping reaction obtained by a mixture of conglutinin, bacteria, fresh complement, and a specific immune serum from which the agglutinins have been removed by absorption. See *conglutinin*. **conjunctival r.** See *ophthalmic r.* **con-**

sensual r., a reaction that takes place independently of the will. **coupled r.**, a series of linked reactions. **cutaneous r., cuti-r.** 1. An inflammatory or irritative reaction on the skin, occurring in certain infectious diseases, on the application to or injection into the skin of a preparation of the organism causing the disease Such reactions occur in tuberculosis, glanders, typhoid fever, leprosy, syphilis, diphtheria, and tinea. See the following reactions or tests: *Deehan's r., Lautier's test, Lignière's test, Moro's r., Noguchi's luetin r., pallidin r, Pirquet's r., Schick's test, typhoidin test.* 2. A reaction produced by applying to an abrasion or by injecting into the skin a solution of a protein or a pollen to which the patient is sensitive. **Deehan's typhoid r.**, a cutaneous test for typhoid fever in which the reagent is 4,000,000,000 typhoid bacilli in 1 c.c. of physiologic salt solution. **r. of degeneration,** the reaction to electric stimulation of muscles whose nerves have degenerated. It consists of a loss of response to a faradic stimulus in a muscle, and to galvanic and faradic stimulus in a nerve. Galvanic irritability of the muscle is increased. **r. of degeneration, franklinic**, a form of reaction elicited by static electricity and similar to the reaction produced by the faradic current. **depot r.**, a red reaction of the skin around the point of entrance of the needle in the subcutaneous tuberculin test. **dermotuberculin r.** Same as *Pirquet's r.* **desmoid r.** (for gastric secretion and motility), a bag of rubber tissue containing methylene-blue and iodoform, and tied with a string of soft catgut, is administered to the patient: normal gastric juice will digest the string and liberate the stain, which will appear in the urine after five or six hours. **Detre's r.**, a differential reaction between infection with bovine and human tuberculosis, made by simultaneous cutaneous inoculation with a filtrate of human and one of bovine bacilli. Called also *differential cuti-reaction.* **diazo-r.** See *Ehrlich's r.* **Dochez and Avery's r.** See *precipitin r.* **egg-yellow r.**, a yellow foam appearing in Ehrlich's reaction before the addition of ammonia; believed to indicate acute pneumonia. **Ehrlich's diazo r.**, a reaction of a pure pink or red color resulting from the action of diazobenzenesulphonic acid and ammonia upon certain aromatic substances found in the urine in some conditions. This reaction has diagnostic value in typhoid fever and measles and prognostic value in tuberculosis. **electric r.**, a reaction, such as muscular contraction, caused by the application of electricity to the body. **electronic r.**, a flushing on some part of the body produced by stimulation of the depressor nerve between the third and fourth dorsal spines. used as a splanchnodiagnostic test in cancer, syphilis, tuberculosis, etc. (Abrams). **endothermal r., endothermic r.**, a chemical reaction which is accompanied by the absorption of heat. **epiphanin r.**, a reaction for the determination of antibodies in the blood-serum, especially in the serodiagnosis of syphilis. The technic depends on a change of reaction to phenolphthalein in a neutralized solution. A mixture of the suspected solution and of an extract from a syphilitic organ are made as follows 0.1 c.c. of a 10 per cent. solution of the serum in physiologic salt solution is mixed with 0.1 c.c. of an alcoholic extract of a syphilitic fetal liver. To this is slowly added 1 c.c. of decinormal sulphuric acid and 1 c.c. of an exactly equivalent solution of barium hydroxid. On the addition of a drop of phenolphthalein solution the fluid turns red if the serum is from a syphilitic, while there is no change in tint with the serum of a non-syphilitic person (*J. A. M. A.*). **erythrocyte sedimentation r.**, when fresh citrated blood is allowed to stand in a column, the erythrocytes settle down, leaving a clear plasm above. The extent and velocity of this sedimentation vary widely under various physiologic and pathologic conditions. **r. of exhaustion,** reaction to electric stimulation seen in conditions of exhaustion. In it the reaction normally produced by a certain current can only be reproduced by an increase in the current. **exothermal r., exothermic r.**, a chemical reaction during which heat is evolved. **fatigue r.**, rise of temperature on muscular effort: seen in persons with active tuberculosis. **Fauser r.** See *Abderhalden-Fauser r.* **Felix-Weil r.** See *Weil-Felix r.* **Ficker's r.**, the clumping of dead typhoid bacilli by the blood-serum of persons affected with typhoid fever. **fixation r.**, fixation of the complement. **flaginac r.**, an indication of the presence of *Bacillus coli* in water, consisting of *fl* fluorescence in glucose neutral broth, *ag* or acid and gas with lactose, *in* or indol in broth, *ac* or acid and clot in milk. **flocculation r.** See *Sachs-Georgi test*, under *tests*. **Flora's r.** Same as *Flora's sign.* See *sign*. **Florence's r.** See *Florence's test*, under *tests*. **focal r.**, the reaction that occurs at or about the site of an infection or the point of an injection. It may be induced by the injection of a specific agent, such as tuberculin, mallein, or a bacterial vaccine, or by the use of nonspecific agents. **formol r.** See *formalin test*, under *tests*. **Fornet's r.**, a reaction for syphilis. The serum of the patient is treated with the serum taken from a paretic. If syphilis is present, a flocculent ring will appear at the line of contact of the two serums. **Freund's r.**, the serum of non-cancerous persons destroys cancer cells, while that of cancer patients has no lytic effect. **Freund-Kaminer r.**, Freund's reaction. **fuchsinophil r.**, certain substances when stained in fuchsin retain the stain on being treated with picric acid alcohol. **furfurol r.**, a red color produced when furfurol is brought in contact with anilin. **Gangi's r.**, 3 or 4 c c of hydrochloric acid are poured into a test-tube and to this are added 4 or 5 c.c. of the liquid to be tested. If the liquid is an exudate, a white caseous disk forms at the line of contact with the acid, and this gradually extends into the serous fluid as a thick, shiny, white or greenish mass. If the liquid is a transudate only a thin disk forms. **Gerhardt's r.** See *Gerhardt's test*, under *tests*. **Ghilarducci's r.**, contraction of the muscles of a limb when the active electrode is placed on a part somewhat removed from them. **Gmelin's r.** See *Gmelin's test*, under *tests*. **Goetsch's skin r.** (*for hyperthyroidism*): In this test 8 minims of a 1 . 1000 solution of epinephrin are diluted with an equal quantity of sterile water and injected hypodermically into the arm. There is formed at once an area of blanching around the point of injection, and about the margin of this usually a red areola, gradually shading off into the surrounding tissue. In about half an hour the center of the white area becomes bluish-gray to lavendar, and at the end of about a half hour to two hours the red areola takes on the bluish or lavender color, while that in the center disappears. This lavender areola remains for about four hours from the time of injection and is the most characteristic part of the test Accompanying the local reaction there may be an increase in pulse-rate, with palpitation of the heart and an exaggeration of the tremor and nervous symptoms in general **gold r.** See *Lange's test*, under *test*. **group r.** See *group agglutination*, under *agglutination*. **Gruber's r., Gruber-Widal r.** (*for typhoid fever*): Dilutions of the patient s serum 1 : 20, 1 . 40, and higher if desired are made. To each dilution is added an equal volume of a twenty-four-hour bouillon culture of *Bacterium typhosum*. In the *macroscopic method* these mixtures are made in test-tubes, are incubated in a water-bath at 55° C. for two hours, and then read. The flocculation and precipitation can be seen with the unaided eye or with a hand lens. In the *microscopic method* a small drop of each mixture is mounted as a hanging drop and observed under the microscope. **Gubler's r.**, the formation of a brown color on gradually adding nitrosonitric acid to urine; seen in hemapheic

jaundice. **Hecht-Weinberg-Gradwohl modification of the Wassermann r.**, the natural antisheep amboceptor and the natural hemolytic complement found in the patient's fresh serum are utilized instead of the antisheep-rabbit amboceptor and guinea-pig complement of the regular test. **hemiopic pupillary r.**, reaction in certain cases of hemianopia in which the stimulus of light thrown upon one side of the retina causes the iris to contract, while light thrown on the other side arouses no response. Called also *Wernicke's r.* **Henle's r.**, the medullary cells of the adrenals stain dark brown on treatment with chromium salts. **Hermann-Perutz r.** Same as *Perutz r.* **Herxheimer's r.**, an inflammatory reaction produced in syphilitic tissues following the ingestion of salvarsan, mercury, or other specific treatment. **Hirschberg's r.**, an infectious disease resembling typhoid fever, but not due to organisms of the typhoid group **Hirschfeld-Klinger r.** See *coagulo-r* **immunity r.**, any reaction or response on the part of a patient or an animal organism to bacterial and other infections; such, for instance, is the Widal test, the Noguchi reaction, etc. **indophenol r.** See *indophenol test*, under *tests*. **intracutaneous r.**, a reaction following an injection into the substance of the skin; the most common form is the reaction following such an injection of tuberculin. **Jarisch-Herxheimer r.**, increase of syphilitic symptoms sometimes following the initial dose of an arsphenamin. **Jolly's r.**, failure of response to faradic stimulation in a muscle, the power of voluntary contraction as well as the response to galvanic stimulation being retained. **Kiutsi-Malone r.**, a modification of the Abderhalden test made without the use of dialyzing thimbles, and with the employment of a secret preparation, "ninserin" **Klausner's r.**, the formation of a flocculent precipitate when distilled water is added to fresh blood-serum in certain stages of syphilis and other infectious diseases. **Koch's r.**, tuberculin reaction. **Koler r.** Same as *Adamkiewicz's test*. **Kottmann's r.** See *Kottmann's test*, under *tests*. **Krauss's precipitin r.**, an agglutination test for typhoid fever by the use of a mixture of extract of typhoid bacilli and typhoid serum **Landau's r.** See *Landau's test*, under *tests*. **Lange's r.** See *Lange's test*, under *tests*. **Lieben's r.** See *Lieben's test*, under *tests*. **Lignieres's r.** See *Lignieres's test*, under *tests* **lignin r.**, a color reaction given by wood cellulose, consisting of a yellow color with aniline salts and a red color with a solution of phloroglucinol in concentrated hydrochloric acid. **local r.**, a reaction similar to a focal reaction occurring at the point of injection. **Loewi r.**, dilatation of the pupil following the instillation into the eyes of a solution of adrenalin said to occur in diabetics. **Löwenthal's r.**, the agglutinative reaction in relapsing fever. **luetin r.** See *Noguchi's luetin r* **Malmejde r.** See *Malmejde's test*, under *tests*. **Malone-Kiutsi r.** See *Kiutsi-Malone r.* **Mandelbaum's r.** (for *the detection of typhoid carriers and the differentiation of recent and old cases*), a drop of blood is transferred to a suitable medium, which is slightly inoculated with typhoid bacilli. If it is a recent case of typhoid, the bacilli arrange themselves in chains or threads or else in clusters, and are all immovable, due to the agglutinating power of the serum. If the blood is that of a person who has had typhoid years before, there is a tendency to the formation of the chains, but some of the bacilli will remain isolated and movable. Called also *fadenreaction*. **Marchi's r.**, failure of the myelin sheath of a nerve to become discolored when treated with osmic acid. **Millon's r.** See *Millon's test*, under *tests*. **miostagmin, miostagminic r.**, a blood-serum test to confirm the diagnosis of malignant tumors, syphilis, typhoid, etc., based on the fact that when the antibodies of a disease and its corresponding antigens are brought together, there is a lowering of the surface tension of the mixture. This surface tension is measured by counting the number of droplets which fall in a minute from a special pipet called a *stalagmometer*. Taking distilled water as a standard, the greater the number of drops a minute, the lower is the surface tension. If the diluted blood-serum of a cancer or typhoid patient is exposed to the action of the corresponding antigen, the surface tension of the mixture will be lowered. **Moeller's r.** See *rhinoreaction*. **Molisch's r.** See *Molisch's test*, under *tests*. **Morelli's r.**, to a test-tube filled with a saturated aqueous solution of corrosive sublimate three or four drops of pleural fluid are added. If a yellowish dense clot forms, which adheres to the side of the tube or falls to the bottom in a mass, the fluid is an exudate. If the clot breaks up into flakes, the fluid is a transudate. **Moritz-Weisz r.** See *Moritz-Weisz test*, under *tests* **Moro's r.**, an eruption of pale or red papules on a cutaneous area after the application of an ointment of 5 c.c. of old tuberculin and 5 gm. of anhydrous wool-fat. **mouse-tail r.**, stiffening of the tail in rats and mice following the administration of a small dose of morphin. **Much's r., Much-Holzmann r.**, inhibition of the hemolytic action of cobra venom on the red blood-corpuscles seen in dementia præcox and manic-depressive insanity. Called also *psychoreaction*. **myasthenic r.**, decrease in faradic excitability of muscle, as in periodic paralysis. **myotonic r.**, an increase in faradic excitability, as in congenital myotonia. **Neisser's r.**, a general reaction sometimes following an initial dose of arsphenamin, characterized by transitory increase of headache in cerebral syphilis and of the lightning pains in tabes. **neurotonic r.**, muscular contraction persisting after the stimulus which produced it has ceased. **neutral r.**, a reaction that indicates the absence of both alkaline and acid properties. **ninhydrin r.**, a reaction for the detection of peptone or amino-acid in a test for pregnancy as follows. About 1 gm. of coagulated placental tissue, which on boiling with water yields no compounds which react with ninhydrin, is placed in a diffusion cell and covered with from 2 to 3 c.c blood-serum and the mixture dialyzed in 20 c.c. distilled water. The contents of the cell and the outer fluid are covered with a layer of toluol. Dialysis is continued from twelve to sixteen hours at a temperature of 37° C. in the incubator. To 10 c.c. of the dialysate 2 c.c. of a 1 per cent. aqueous solution of ninhydrin (triketo hydrindene hydrate) are added. The mixture is heated and kept at the boiling-point for just one minute. If the serum is derived from a pregnant woman, a blue coloration of the dialysate occurs. This coloration is absent if the serum is from a person who is not pregnant (*Jour. A. M. A.*) **nitritoid r.**, nitritoid crisis. See under *crisis*. **Noguchi's r.** 1. A modification of the Wassermann reaction. This latter Noguchi modifies as follows "(1) He prepares the antigen by extracting a lipoid substance from the liver and heart of dogs and cows. (2) Instead of using sheep's corpuscles in the hemolytic series, he employs human corpuscles, owing to the fact that a certain percentage of human sera tested produced hemolysis of the sheep's corpuscles. (3) In his test, therefore, he obtains the hemolytic amboceptor by immunizing rabbits with washed normal human corpuscles. (4) Another important improvement in the technic is the preservation of the specific antigen and the hemolytic amboceptor, which rapidly lose their strength in solution, in a dried form by soaking measured strips of filter-paper (0.5 mm. square) with each. His test is carried out as follows: A strip of antigen filter-paper is brought in contact with a definite quantity of the human serum to be tested, and fresh guinea-pig's serum added, the whole being suspended in isotonic salt solution. This is allowed to stand at incubator temperature, and then the hemolytic series added by taking a strip of the hemolytic amboceptor paper and a

definite quantity of washed normal human blood-corpuscles." 2. A reaction seen in general paralysis and tabes. To 1 c.c. of the cerebrospinal fluid is added 0.5 c.c. of a solution of 10 per cent. butyric acid in normal salt solution. This is heated, and then there is added 0.1 c.c. of a 4 per cent. sodium hydroxid solution. This is again heated. In about three hours the tube is examined. In tabes and general paralysis a characteristic flocculent precipitate forms, which gradually settles so that after twenty-four hours there is a bulky precipitate at the bottom of the tube, the supernatant fluid being clear. The test indicates an increased amount of globulin in the cerebrospinal fluid. **Noguchi's luetin r.** (1909), a cutaneous reaction for syphilis. A drop of lutein is injected into the skin of the arm. No reaction occurs in a non-syphilitic person, but in one affected with syphilis there forms, in from six to twenty-four hours, a distinct papule surrounded by a bluish-red halo. See *luetin*. **Nonne-Apelt r.**, 2 c.c. of cerebrospinal fluid are mixed with an equal quantity of a neutral saturated solution of ammonium sulphate and compared after three minutes with another tube containing spinal fluid only; if there is no difference or only a faint opalescence the reaction is said to be *negative*. If there is an opalescence or turbidity the reaction is said to be *positive phase 1*, which indicates an excess of globulin in the fluid and points to nervous disorder. A normal fluid treated with heat and acetic acid only becomes turbid and is called *positive phase 2*. **ophthalmic r.**, local reaction of the conjunctiva following instillation into the eye of toxins of typhoid fever and tuberculosis. The reaction is much more severe in persons affected with these diseases than in the healthy or those affected with some other disease. Called also *Calmette's ophthalmoreaction*. **oxydase r.**, the formation of dark-blue granulations in myeloid cells when treated with alpha-naphthol and dimethyl-paraphenylendiamin. **Pagano's r.**, a tuberculin reaction following application of the tuberculin to the urinary meatus. **pain r.**, dilatation of the pupil on a feeling of pain. **pallidin r.**, a cutaneous reaction for syphilis made by applying pallidin, which is an extract of lung affected with infantile syphilitic pneumonia, to the skin. A positive reaction consists of the development of a slightly raised inflammatory papule surrounded by a zone of erythema. **pancreatic r.** (for ascertaining the presence of pancreatitis or malignant disease of the pancreas), two specimens of urine, one of which is treated with mercuric chlorid, are boiled with hydrochloric acid for ten minutes, and after the excess of acid has been neutralized with lead carbonate, are examined by the phenylhydrazin test. The difference in the amount of deposit yielded by the two specimens indicates the presence of pancreatic disease. Called also *Cammidge's r.* **paraserum r.**, paragglutination; agglutination of strains of typhoid and dysentery bacilli with those of paratyphoid, Bacillus coli, mutable cholera, and other infections. **percutaneous r.** Same as *Moro's r.* **r.-period, r.-time**, the time that elapses between stimulation and the consequent reaction. **peroxidase r.** See *Goodpasture's stain*, under *stain*. **Perutz r.**, a reaction for the serodiagnosis of syphilis: the patient's blood-serum is inactivated and 0.4 c.c. of it is drawn off with a pipet. To this is added 0.2 c.c. of each of the two following solutions: (1) sodium glycocholate, 2.0; cholesterin, 0.4; 95 per cent. alcohol, 50; or, this solution being diluted with water, 1 : 20 parts, (2) a 2 per cent. aqueous solution of sodium glycocholate. The whole is shaken vigorously. If syphilis is present, fine flakes appear in the fluid. **Petzetaki's r.** See *Petzetaki's test*, under *tests*. **Pfaundler's r.** Same as *Mandelbaum's r.* **Pfeiffer's r.**, a mixture of a culture of cholera spirillum with diluted agglutinating cholera serum is injected into the peritoneal cavity of an animal; if, after twenty-five minutes, some of the mixture is withdrawn, the spirilla will be found to have been killed. **phrenic r.**, lesion of the diaphragm as a result of streptococcal and gonorrheal infection. **Pietrowski's r.** Same as *biuret r.* **Pirquet's r.**, a local inflammatory reaction of the skin following inoculation with tuberculosis toxins. It is more marked in tuberculous subjects than in normal ones. Called also *scarification test*. **Porges-Hermann-Perutz r.** Same as *Perutz r.* **Porges-Meier r.** See *Porges-Meier test*, under *tests*. **psychogalvanic r.**, variations in the electric current passed through the body when the subject undergoes emotional disturbance of any kind. **precipitin r.**, equal volumes of clear urine are mixed with antipneumococcus sera of Types I, II, and III, and incubated for an hour. A cloudy to heavy flocculent precipitate indicates a positive reaction. Called also *Dochez and Avery's r.* **puncture r.**, swelling and redness at the point where tuberculin is injected subcutaneously: diagnostic of tuberculosis. **quanti-Pirquet r.**, the Pirquet reaction applied with a view of the amount or activity of the tuberculous infection. **recurrent r.** See *revivescence*. **reversible r.**, a chemical reaction which occurs in either direction; a reaction in which the products react to reform the factors of the reaction.. **Rickenberg's r.**, the absorption of blood-platelets by trypanosomes in immune serum. **Rivalta's r.**, a reaction for distinguishing fluids of transudation and exudation. The technic is as follows: 50 c.c. of distilled water are put in a test-tube and one drop of a 50 per cent. solution of acetic acid is added. To this one drop of the fluid removed by puncture or otherwise is added. The latter slowly drops to the bottom, and when coming in contact with the acidulated water, assumes the form of a bluish-white ring which broadens out and becomes honey-combed. This ring may become striated by numerous bluish-white lines. These opalescent and lactescent stripes occur only when the fluid has an inflammatory origin; in other words, when it is an exudate. The precipitate dissolves in an excess of acetic acid, which differentiates it from mucin. **Roger's r.**, the existence of albumin in the sputum, indicating tuberculosis. **Rosenbach's r.**, the formation of a deep-red color when concentrated nitric acid containing a small amount of nitrous acid is gradually added to boiling urine. It points to an increase in the putrefactive processes of the intestine. **Rumpf's traumatic r.** See *Rumpf's sign* (1st def.), under *sign*. **Russo r.**, a reaction of the urine of typhoid patients on adding 4 drops of a solution of methylene-blue to 15 c.c. of urine. In the first stage of typhoid the urine becomes light green; at the height of the disease, an emerald color; and during the decline, a bluish color. **Sachs-Georgi r.** See under *tests*. **r. of Salomon and Saxl.** See *sulphur r.* **Schardinger's r.**, a reaction of oxidation or reduction made possible by a simultaneous and compensating reaction of reduction or oxidation. Cf. *Cannizzaro's reaction*. This reaction is used to distinguish between fresh milk and milk which has been heated. The milk is treated with aldehyd and methylene-blue or indigo blue; if the milk is fresh the dye is reduced to a colorless compound. **Schick r.** See *Schick test*, under *tests*. **Schönbein's r.**, iodin is set free when potassium iodid and sulphate of iron are added to a solution of hydrogen peroxid. **Schultz-Charlton r.**, when blood-serum from a normal person is subcutaneously injected into a scarlet fever patient, a blanching of the skin at the site of the injection occurs. Serum from scarlet fever patients does not produce this reaction. **sedimentation r.** See *erythrocyte sedimentation r.* **Seifert's r.** Same as *epiphanin r.* **seroanaphylactic r.**, an anaphylactic reaction produced by the use of blood-serum. **sero-enzyme r.**, Abderhalden's reaction. **serum r.**, seroreaction. **Sgambati's r.**, a reaction of the urine seen in peritonitis. The test-tube is filled to one-third

with urine, and then, as it is held very slanting, 2 or 3 c.c. of nitric acid is poured down the wall, a drop at a time, so that, without mixing with the urine, it settles to the bottom of the tube. In about a minute, the zone of contact between the acid and the urine shows—above the orange yellow halo visible in normal urine—another, a grayish blue halo that spreads upward. The light must fall on the tube against a light background. After chloroform has been added and the tube has been agitated, it is set aside for the chloroform to settle. The grayish-blue tint gradually changes to a ruby red, which is permanent. **Sigma r.**, a flocculation reaction for the diagnosis of syphilis. **skin r.** See *cutaneous r.* **small-drop r.** See *miostagmin r.* **Smith's r.**, anaphylaxis. **Strauss's r.**, when material containing virulent glanders bacilli is inoculated into the peritoneal cavity of male guinea-pigs, scrotal lesions develop. **sulphur r.**, a reaction in the urine of cancer patients: 150 c.c. of albumin-free urine are diluted with 100 c.c. of water and mixed with 150 c.c. of Salkowsky's mixture of barium salts. The mixture is filtered, and to 300 c.c. of the filtrate are added 30 c.c. of hydrochloric acid, specific gravity 1.12, and the mixture boiled on an asbestos mat for fifteen minutes and then left on the water-bath until the precipitate settles clear, being kept always covered with a small funnel. It is then very carefully filtered and 200 c.c. of the filtrate are heated on the asbestos mat for fifteen minutes with 3 c.c. of perhydrol and poured into a conic glass. After from four to seven hours a positive reaction will be indicated by the precipitate of barium sulphate contaminated with coloring-matter which settles to the bottom. Called also *r.* of *Salomon and Saxl.* **Targowla r.**, a reaction for the presence of syphilis based on the fact that a mixture of normal cerebrospinal fluid with elixir paregoric produces a colloidal suspension, while if the spinal fluid is syphilitic a precipitate is formed. **thread-r.** See *Mandelbaum's r.* **toxin-antitoxin r.** See *immunoreaction.* **traumatic r.**, a muscular reaction seen in traumatic neuroses, in which, after the cessation of a vigorous faradic stimulation, the muscle will exhibit a characteristic fluctuating movement (myokymia). **tryptophan r.**, the appearance of a violet color on the addition of bromin water to filtered gastric contents: said to indicate the presence of gastric cancer. **tuberculin r.**, febrile symptoms appearing in a tuberculous person in response to injections of tuberculin. See *tuberculin test*, under *tests.* **tubing r.**, a reaction following the injection of arsphenamin through new rubber tubing. **urochromogen r.** Same as *Moritz-Weisz test* See under *tests* **Voges-Proskauer r.**, a reaction to detect the presence of acetyl-methyl-carbinol and thus to distinguish between the colon group and the aërogenes group of bacteria. One c.c. of a 50 per cent. solution of potassium hydroxid is added to a twenty-four-hour dextrose broth culture of the organism in question and allowed to stand for twenty-four hours at room temperature. An eosin pink color at the top of the tube shows the presence of acetyl-methyl-carbinol. A yellow color may be produced by the sugar only. The reaction can be hastened by heating and shaking. **von Pirquet's r.** See *Pirquet's r.* **Wassermann r.**, a test for syphilis based on the fixation of complement, q. v., under *fixation.* The antibody is the unknown sought in the patient's serum; many things may be used as antigen; and there are numerous modifications of the original test. See *fixation of complement.* **Wassermann r., provocative**, a Wassermann reaction preceded by the administration of salvarsan. This procedure may result in a positive reaction in a patient who had previously given negative results. **Weil-Felix r.**, agglutination in the blood-serum of typhus patients of a bacillus (Weil-Felix bacillus) of the proteus group from the urine and feces. **Weiss's r.** See *Moritz-Weiss test*, under *tests.* **Wernicke's r.** See *hemiopic pupillary r.* **Widal's r.**, the clumping of bacilli, as in Widal's test. See *Widal's test*, under *tests.* **Wildbolz r.**, a few drops of the patient's own urine are injected intradermically, when a local reaction follows if the patient is tuberculous. **Wolff-Calmette r.** See *ophthalmic r.* **Wolff-Eisner r.**, ophthalmic reaction. **xanthroproteic r.** See *Mulder's test*, under *tests.*

reactivate (re-ak'tiv-āt). To make active again; especially the restoring of the activity to immune serum that has had its activity destroyed.

reactivation (re-ak-tiv-a'shun). The restoration of the activity to an inactivated serum by the addition of complement.

reactivity (re-ak-tiv'it-e). The process or property of reacting.

Reading bacillus (red'ing). See under *bacillus.*

reagent (re-a'jent) [L. *re* again + *ag'ere* to act]. Any substance employed to produce a chemic reaction. **acid molybdate r.** See *Folin's acid molybdate reagent.* **Acree-Rosenheim r.**, commercial formalin, 1 part; water, 6000 parts. **alkaline copper tartrate r.** See *Folin's alkaline copper tartrate reagent.* **Almén's r.**, to 5 grains of tannic acid in 240 c.c. of 50 per cent. alcohol add 10 c.c. of 25 per cent. acetic acid. **amino-acid r.**, an 0.5 per cent. solution of the sodium salt of beta-naphthaquinone sulphonic acid freshly prepared. **Barfoed's r.** See *Barfoed's test*, under *tests.* **Benedict-Hopkins-Cole r.**, 250 c.c. of a saturated solution of oxalic acid are added slowly to 10 gm. of powdered magnesium kept cool. Filter, acidify with acetic acid, and make up to 1 liter. **Bertrand's r.** A. Copper solution: Copper sulphate, 40 gm., to 1 liter of water. B. Alkaline solution: Rochelle salt, 200 gm., sodium hydroxid, 150 gm., to 1 liter of water. C. Iron solution: Ferric sulphate, 50 gm., sulphuric acid, 200 gm., to 1 liter of water. D. Permanganate solution: Potassium permanganate, 5 gm., to 1 liter of water. By heating the alkaline copper solution (made from Solutions A and B) with glucose, cuprous oxid is formed. This is treated with the ferric sulphate solution, and the ferrous sulphate so formed is titrated with the solution of potassium permanganate. **Bial's r.**, orcinol 1.5 gm., fuming hydrochloric acid 500 gm., ferric chlorid (10 per cent.) 20–30 drops. **biuret r.** See *Gies's biuret r.* **Black's r.**, 5 gm of ferric chlorid and 0.4 gm. of ferrous chlorid dissolved in 100 c.c. of water. **Blum's r.** See *Blum's test*, under *tests.* **Boas's r.** See *Boas's test*, under *tests.* **Bruecke's r.**, 50 gm. of KI, 120 gm. of HgI_2, water up to 1000 c.c. **Cross and Bevan's r.**, two parts of concentrated hydrochloric acid and 1 part of zinc chlorid by weight. used for dissolving cellulose. **diazo r.**, a reagent consisting of two solutions which are mixed just prior to the test in the proportion of 25 c.c. of A to 0.75 c.c. of B. Solution A: sulphanilic acid, 1 gm.; distilled water, 1000 c.c. Solution B: sodium nitrite, 0.5 gm.; distilled water, 100 c.c. **dinitrosalicylic acid r.** See *Sumner's reagent.* **Edlefsen's r.**, an alkaline permanganate solution for testing for sugar in the urine. **Ehrlich's diazo r.** Solution A: Dissolve 5 gm. of sodium nitrite in 1 liter of distilled water. Solution B: Dissolve 5 gm. of sulphanilic acid and 50 c.c. of HCl in 1 liter of distilled water. For use mix 1 part of A with 50 to 100 parts of B. **Erdman's r.**, a reagent for testing for alkaloids, consisting of nitric and sulphuric acids. **Esbach's r.**, a mixture of a 1 per cent. aqueous solution of picric acid and a 2 per cent. solution of citric acid; used in quantitative estimation of albumin in urine. **Exton's r.**, dissolve 200 gm. of $Na_2SO_4 \cdot 10H_2O$ in 800 c.c. of water. Cool and add 50 gm. sulphosalicylic acid. Make up to 1 liter. **Folin's r.**, boil 100 gm. of sodium tungstate and 80 c.c. of 85 per cent. orthophosphoric acid in 750 c.c. of water for two hours. Cool and dilute 1 liter. **Folin's acid molybdate r.**, dissolve 150 gm. of sodium molybdate in 300 c.c. of water. Filter and

add 2 to 3 drops of bromin and shake. Later add 225 c.c. of 85 per cent. phosphoric acid and 150 c.c. of 25 per cent. sulphuric acid. Aërate off the bromin, add 75 c.c. of 90 per cent. acetic acid, and dilute to 1 liter. **Folin's alkaline copper tartrate r.**, dissolve 12 gm. of Merck's sodium tartrate (or 15 gm. of Rochelle salt), 7 gm. of anhydrous sodium carbonate, and 20 gm. of sodium bicarbonate in 600 c c. of water. Dissolve 5 gm. of copper sulphate in 200 c.c. of water. Mix the solutions and dilute to 1 liter. **Folin's sugar r.** Solution A: Dissolve 5 gm. copper sulphate in 100 c.c. of hot water, cool, and add 60 to 70 c.c. of glycerol. Solution B. Dissolve 125 gm. of anhydrous potassium carbonate in 400 c.c. of water. Mix 1 part of Solution A and 2 parts of Solution B just before using. **Folin-McEllroy r.**, dissolve 100 gm. of sodium pyrophosphate, 30 gm. of disodium phosphate, and 50 gm. of dry sodium carbonate in 1 liter of water. Dissolve 13 gm. of copper sulphate in 200 c c. of water and pour into the first solution. **Fröhde's r.** See *Frohde's test*, under *tests*. **Frohn's r.** See *Frohn's test*, under *tests*. **general r.**, a reagent that indicates the general class of bodies to which a substance belongs. **Gies's biuret r.**, add 25 c.c. of a 3 per cent. solution of copper sulphate to each liter of 10 per cent. potassium hydroxid. **Hager's r.**, a reagent for detecting sugar in the urine, consisting of iron ferrocyanid and caustic potash. **Haine's r.**, copper sulphate, 2, caustic potash, 7 5; glycerin, 15, distilled water, 150. **Ilosvay's r.**, a reagent used as a test for nitrites. It is prepared by treating a mixture of 0.5 gm. of sulphanilic acid and 150 c.c. of dilute acetic acid with 0 1 gm of naphthylamin, and then with 20 c c. of boiling water. The sediment produced by this reaction is dissolved in 150 c.c. of dilute acetic acid. The suspected substance is heated with this reagent to 80° C , when a red color is formed if nitrites be present. **Lloyd's r.**, a specially fine preparation of fullers' earth obtained by elutriation used to absorb alkaloids from solutions. **Mayer's r.** See *Mayer's test*, under *tests*. **Meyer's r.**, phenolphthalein, 0.032; decinormal sodium hydroxid, 21, with enough water to make 100 parts· used in testing for blood, which even in minute quantities gives the solution a purple color. **Millon's r.** (1849). See *Millon's test*, under *tests* **Nessler's r.**, an aqueous solution of 5 per cent. of potassium iodid, 2.5 per cent. of mercuric chlorid, and 16 per cent. of potassium hydroxid: used as a test for ammonia. **Nylander's r.** See *Nylander's test*, under *tests*. **Obermayer's r.**, a solution of 2 gm. of ferric chlorid in 1 liter of hydrochloric acid. **Penzoldt's r.** See *Penzoldt's test*, under *tests* **percutaneous r.** See *Moro's r.* **Porges-Meier r.** See under *tests*. **Sahli's r.**, mix equal parts of a 48 per cent. solution of potassium iodid and an 8 per cent. solution of potassium iodate. **Scheibler's r.**, a reagent made by boiling sodium tungstate with half as much phosphoric acid and water, precipitating with barium chlorid, dissolving in hot dilute hydrochloric acid, treating with sulphuric acid, and evaporating. **Schiff's r.**, a reagent for testing for the presence of aldehyds, prepared by dissolving 0.25 gm. of fuchsin in 1000 c.c. of water and decolorizing by passing sulphur dioxid into it. In the presence of aldehyd the blue color is restored. **Schweitzer's r.**, a solution of hydrated cupric oxid in ammonia: used as a solvent for cellulose **Soldaini's r.** See *Soldaini's test*, under *tests*. **special r.**, one which determines the presence of some particular substance. **Spiegler's r.** See *Spiegler's test*, under *tests*. **splenic r.**, any drug or stimulus which causes the spleen to contract. **Stokes's r.**, a solution containing 2 per cent. of ferrous sulphate and 3 per cent. of tartaric acid. For use add ammonium hydroxid to a small portion until the precipitate redissolves, thus forming ammonium ferrotartrate. **Sumner's r.**, to 10 gm. crystallized phenol add 24 c.c. of 10 per cent. NaOH and dilute to 100 c.c. To 6.9 gm. of sodium bisulphite add 60 c.c. of the alkaline phenol solution. To this add a solution containing 300 c.c. of 4.5 per cent. NaOH, 255 gm. $NaKC_4H_4O_6 \cdot 4H_2O$, and 880 c.c. of 1 per cent. dinitrosalicylic acid. **Tanret's r.**, for albumin in urine, etc.: mercuric chlorid, 1.35 gm.; potassium iodid, 3.32 gm.; acetic acid, 20 c.c.; distilled water, to make 80 c.c.; it gives a white precipitate with albumin. **trichophytin r.** See *trichophytin test*, under *tests*. **Uffelmann's r.** See *Uffelmann's test*, under *tests*. **Weichardt's r.** Same as *epiphanin r.* **Weisz's r.** See *Moritz-Weisz test*, under *tests*.

reagin (re'aj-in). A complement-fixing antibody. See *antibody*.

real focus, image, etc. See *focus, image,* etc.

realgar (re-al-gar') [Arabic *rahj al-ghar* powder of the mine]. Arsenic disulphid, As_2S_2: a pigment.

reamer (re'mer). A dental instrument for enlarging holes.

reamputation (re"am-pu-ta'shun). The repeated performance of an amputation.

reapers' keratitis (re'perz). See *keratitis*.

reargon (re'ar-gon). A combination of silver and glucosids for use in gonorrhea.

reattachment (re-at-atsh'ment) 1 The replacing of a dental crown or bridge 2 The reattachment to the alveolus of a tooth that has been loosened or replanted.

Réaumur's thermometer (re-o-merz') [René Antoine Ferschault *Réaumur*, French natural philosopher, 1683-1757]. See *thermometer*.

rebasing (re-ba'sing). The repairing or altering of the base of an artificial denture.

rebaudin (re-baw'din). A very sweet principle found in *Eupatorium rebaudianum*.

rebreathing (re-bre'thing). The breathing of fresh oxygen by the patient during the administration of an anesthetic for the purpose of securing rapid elimination of the anesthetic from the system.

recalcification (re-kal"sif-ik-a'shun). The restoration of lime-salts to the bodily tissues.

Recamier's operation (ra-kam-e-āz') [Joseph Claude Anselme *Recamier*, French gynecologist, 1774-1852] Uterine curettage.

receiver (re-se'ver). 1. A vessel for collecting a gas or a distillate. 2. A woman's menstrual napkin, or pad.

receptaculum chyli (re-sep-tak'u-lum ki'li) [L. "receptacle of the chyle"]. An expansion at the lower end of the thoracic duct at the point where it passes in front of the body of the second lumbar vertebra; Pecquet's cistern.

receptor (re-sep'tor). 1. A supposed group of atoms of the cell molecule which has the power of combining with and anchoring the haptophore groups of toxins, of amboceptors, or of cells. Receptors may remain attached to the cell or may be cast off into the serum. In either case they retain their combining powers. See *Ehrlich's side-chain theory*, under *theory*. 2. Sherrington's name for the peripheral apparatus which receives a stimulation. See *exteroceptive, interoceptive,* and *proprioceptive* **contact r.**, a sense organ adapted to respond to impressions from objects in contact with the body. **distance r.**, a sense organ which responds to impressions from objects remote from the body, as the ears and eyes. **dominant r.**, an unknown substance or substances located at the site of action of a drug which by combining with the drug enable it to exert its physiologic action. **r. of the first order,** a receptor which possesses a haptophore group only, and therefore serves only as a connecting link between the toxin and the tissues. This order of receptors includes only the antitoxins. **gustatory r.**, the receptors for the sense of taste; the taste buds. **pressure r.**, a receptor for stimuli of pressure or touch; a touch corpuscle. **r. of the second order,** a receptor which possesses

both a haptophore group for anchoring or holding the foreign toxin, and a zymophore group for its digestion. This group includes the agglutinins, the precipitins, and the opsonins. **secondary r's,** unknown substances, other than the dominant receptor, located at points other than the site of action which combine with a drug and so lessen its combination with the dominant receptor and its physiologic activity. **sessile r.,** a receptor which cannot be given off to form an antibody. **r. of the third order,** a receptor which possesses two combining groups only, a haptophore group for combining with the foreign toxin, and a complementophile group which combines with the complement that carries the zymotoxic element. This group includes the lysins.

recess (re-ses') [L. *reces'sus*]. A small empty space or cavity. **Arlt's r.,** a small sinus occasionally present in the lower part of the lacrimal sac. **cochlear r.,** a depression on the inner wall of the vestibule of the labyrinth between the two limbs of the crista vestibuli. **duodenojejunal r.,** a recess between the duodenojejunal and duodenomusocolic folds at the left side of the spinal column. **elliptic r.** Same as *fossa hemielliptica*. **epitympanic r.,** the upper part of the tympanic cavity which lodges the head of the malleus and the body of the incus. Called also *tympanic attic* and *aditus ad antrum*. **Hyrtl's r.** aditus ad antrum. **infundibular r.,** the cavity of the infundibulum. **lateral r.,** the widest part of the fourth ventricle under the cerebellum. **optic r.,** a recess in the floor of the third ventricle in front of the infundibulum. **paracolic r.,** any one of the pockets that frequently exist at the left edge of the descending mesocolon. **pharyngeal r.,** Rosenmuller's fossa. **pineal r.,** the cavity in the third ventricle separating the habenula into two parts. **piriform r.,** the sinus piriformis. **Rosenmüller's r.,** Rosenmuller's fossa. See *fossa*. **spheno-ethmoid r.,** the recess below the roof of the nasal fossa and between the cribriform plate of the ethmoid bone and the body of the sphenoid. **spheric r.** Same as *fossa hemisphærica*. **suprapineal r.,** a recess in the posterior part of the third ventricle above the pineal recess. **supratonsillar r.,** the space above and in front of the tonsils and between the pillars of the fauces **triangular r.,** the recess of the third ventricle. **utricular r.,** the utricle.

recession (re-sesh'un). The act of drawing away. In dentistry the retraction of the gum margin and underlying tissue away from the neck of a tooth, resulting in exposure of the cementum.

recessive characteristics (re-ses'iv). See *Mendel's law*, under *law*.

recessus (re-ses'us). Latin for *cavity* or *recess*. **r. ante'rior** [B N A], a passage from the fenestra rotunda leading to the scala tympani. **r. cotug'ni, r. cotun'nii,** a sac of the dura into which the ductus endolymphaticus leads. **r. epitympan'icus** [B N A], the epitympanic recess. **r. fastig'ii,** a recess in the roof of the fourth ventricle. **r. parieta'lis,** a cavity of the cœlom which develops into pleural and part of the peritoneal cavities. **r. pharyn'geus** [B N A], a fossa in the nasopharynx on each side of the eustachian tubes; Rosenmüller's fossa. **r. poste'rior,** a deep portion of the interpeduncular fossa toward the pons. **r. preop'ticus,** a recess in front of the optic chiasm. **r. supe'rior sac'ci omen'ti,** a fetal diverticulum between the vena cava and the intestinal canal. **r. vestib'uli,** a fold in the wall of the auditory vesicle which develops into the vestibule of the ear.

recidivation (re-sid-iv-a'shun). The relapse of a disease.

recipe (res'ip-e) [L.]. 1. The Latin for *take:* used at the head of a physician's prescription, and usually indicated by the symbol ℞. 2. A prescription or formula.

recipient (re-sip'e-ent). The person who receives the blood in transfusion. **universal r.,** a person who can receive blood of any "type" without precipitation or agglutination of the cells.

recipiomotor (re-sip''e-o-mo'tor) [L. *recip'ere* to receive + *mo'tor* mover]. Pertaining to the reception of motor impressions.

reciprocal proportions, law of (re-sip'ro-kal). See *Walton's law*, under *law*.

Recklinghausen's canals, disease (rek'ling-how-zenz) [Friedrich Daniel von *Recklinghausen*, German pathologist, 1833–1910]. See *canal, disease*.

reclination (rek-lin-a'shun) [L. *reclina'tio*]. One of the operations for cataract: a turning of the lens over on its back.

Reclus's disease (ra-klez') [Paul *Reclus*, French surgeon, 1847–1914]. See *disease*.

recoil-atom (re-koil'-at-om). See under *atom*.

recompression (re-kom-presh'on). See *caisson disease*, under *disease*.

recrement (rek're-ment) [L. *recremen'tum*]. The saliva or other material which, after secretion, is reabsorbed into the blood.

recrementitious (rek''re-men-tish'us). Of the nature of a recrement.

recresal (rek're-sal). A refreshing drink resembling lemonade which contains sodium acid phosphate and may be used for administering phosphoric acid.

recrudescence (re-kru-des'ens) [L. *recrudes'cere* to become sore again] The recurrence of symptoms after a temporary abatement.

recrudescent (re-kru-des'ent) [L. *recrudes'cens*]. Breaking out afresh.

Rect. Abbreviation for L. *rectifica'tus*, rectified.

rectal (rek'tal). Pertaining to the rectum.

rectalgia (rek-tal'je-ah) [*rectum* + Gr. ἄλγος pain]. Same as *proctalgia*.

rectectomy (rek-tek'to-me) [*rectum* + Gr. ἐκτομή excision]. Excision of the rectum.

rectification (rek''tif-ik-a'shun) [L. *rectifica'tio*]. 1. The act of making straight, pure, or correct. 2. Redistillation of a liquid to purify it.

rectified (rek'tif-id). Refined; made straight.

rectischiac (rek-tis'ke-ak). Pertaining to the rectum and the ischium.

rectitis (rek-ti'tis). Inflammation of the rectum; proctitis **epidemic gangrenous r.,** a fatal disease endemic among the natives of the damp regions of the northern part of South America. Called also *bicho* and *caribi*.

recto-abdominal (rek''to-ab-dom'in-al). Pertaining to the rectum and abdomen. **r-a. examination,** bimanual examination with one hand in the rectum and the other on the abdomen.

rectocele (rek'to-sēl). Same as *proctocele*.

rectoclysis (rek-tok'lis-is). Same as *proctoclysis*.

rectococcygeal (rek''to-kok-sij'e-al). Pertaining to the rectum and the coccyx.

rectococcypexy (rek-to-kok'se-peks-e). Same as *proctococcypexy*.

rectocolitis (rek''to-ko-li'tis). Same as *colorectilis*.

rectocystotomy (rek''to-sis-tot'o-me). Same as *proctocystotomy*.

rectone (rek'tōn). A proprietary nutrient suppository.

rectopexy (rek'to-peks-e). Same as *proctopexy*.

rectophobia (rek-to-fo'be-ah) [*rectum* + Gr. φόβος fear]. A morbid foreboding peculiar to patients with rectal disease.

rectoplasty (rek'to-plas-te). Proctoplasty.

rectoromanoscope (rek''to-ro-man'o-skōp). A speculum for examining the sigmoid flexure through the rectum.

rectoromanoscopy (rek''to-ro-man-os'ko-pe) [*rectum* + s-*romanum* sigmoid + Gr. σκοπεῖν to see].

Infection of the rectum and sigmoid; proctosigmoidoscopy.

rectorrhaphy (rek-tor'af-e) [*rectum* + Gr. *ραφή* suture]. Same as *proctorrhaphy*.

rectosanol (rek-to-sa'nol). A proprietary suppository of eucain, stovain, and adrenalin for hemorrhoids.

rectoscope (rek'to-skōp). Same as *proctoscope*.

rectoscopy (rek-tos ko-pe). Same as *proctoscopy*.

rectosigmoid (rek-to-sig'moid). The portion of the intestinal tract made up of the terminal 2 inches of the sigmoid and the proximal 1.5 of the rectum.

rectostenosis (rek"to-sten-o'sis) [L. *rec'tum* + *stenosis*]. Stenosis, or stricture, of the rectum.

rectostomy (rek-tos'to-me) [*rectum* + Gr. *στόμα* mouth]. The operation of forming a permanent opening into the rectum for the relief of stricture of the rectum.

rectotome (rek'to-tōm). Same as *proctotome*.

rectotomy (rek-tot'o-me). Same as *proctotomy*.

recto-urethral (rek"to-u-re'thral). Pertaining to the rectum and urethra.

recto-uterine (rek-to-u'ter-in). Pertaining to the rectum and uterus.

rectovaginal (rek-to-vaj'in-al). Pertaining to the rectum and vagina. See *fistula*.

rectovesical (rek-to-ves'ik-al). Pertaining to the rectum and bladder.

rectum (rek'tum) [L. "straight"]. The lower, or distal, part of the large intestine, extending from the sigmoid flexure of the colon (opposite the left sacro-iliac symphysis) to the anus, being from six to eight inches long. Its mucous membrane is gathered into transverse folds which serve to support the feces. **encysted r.**, sacciform disease of the anus; a rectum whose mucous membrane forms pouches.

rectus (rek'tus) [L. "straight"]. See *muscles, table of*. **lateral r.**, a rare muscle consisting of a few fibers running from the lower ribs to the ilium, and supracostally over the thorax.

recumbent (re-kum'bent). Lying down.

recuperation (re"ku-per-a'shun) [L. *recupera'tio*]. The recovery of health and strength.

recurrence (re-kur'ens) [L. *re-* again + *cur'rere* to run]. The return of symptoms after a remission.

recurrent (re-kur'ent) [L. *recur'rens* returning]. 1. Running back, or toward the source. 2. Returning after intermissions.

recurvation (re-kur-va'shun) [L. *recurva'tio*]. A backward bending or curvature.

red. A red dye or stain. **alizarin r. S, alizarin water-soluble r.**, a dye used as a stain. It is sodium alizarin sulphonate, $C_6H_4.(CO)_2C_3H(OH)_2.SO_3ONa$. **anilin r.** Same as *basic fuchsin*. **bordeaux r.**, cerasin. **bromphenol r.**, an indicator, dibromphenol-sulphon-phthalein, $(C_6H_2Br_2OH)_2C.C_6H_4.SO_2.ONa$. **Cæsar r.** Same as *bluish eosin*. **cerasin r.**, sudan III. **chlorphenol r.**, an indicator, dichlorphenol-sulphonphthalein, $(C_6H_2Cl_2OH)_2C.C_6H_4.SO_2.ONa$: used in the determination of hydrogen-ion concentration. **cholera r.** See *cholera red test*, under *tests*. **Congo r.** See *Congo r.* **corallin r.**, the pararosanilin salt of pararosolic acid. **cotton r.**, Congo red. **cotton r. 4 B**, benzopurpurin 4 B. **cresol r.**, an indicator, ortho-cresol-sulphonphthalein, $(CH_3.C_6H_3.OH)_2C.C_6H_4.SO_2.ONa$: used in the determination of the hydrogen-ion concentration. It has a P_H range of 7.2 to 8.8, being yellow at 7.2 and red at 8.8. **dianil r. 4 C, dianin r. 4 B**, benzopurpurin 4 B. **direct r.**, Congo red. **direct r. 4 B**, benzopurpurin 4 B. **fast r.** amaranth. **fast r. B or P**, cerasin. **magdala r.**, a basic dye used for staining connective tissue. It is a mixture of monamino- and diamino-naphthosafranins. The diamino compound is $NH_2C_{10}H_5.N_2Cl(C_{10}H_7).C_{10}H_5.NH_2$. **methyl r.** See under *methyl*. **naphthaline r.**, magdala red. **naphthol r.**, amaranth. **neutral r.**, a dye, dimethyl-diamino-toluphenazinc-hydrochlorid, $(CH_3)_2N.C_6H_3.N_2C_6H_2(CH_3).NH_2HCl$. As an indicator it has a P_H range of 6.8 to 8, being red at 6.8 and yellow at 8. **oil r.**, sudan III. **oil r. IV**, scarlet red. **orange r.**, the red oxid of lead, Pb_3O_4: used as a pigment. **phenol r.**, phenol-sulphonphthalein. **scarlet r.**, a red, fat-soluble azo dye, toluyl-azo-toluyl-azo-beta-naphthol. $CH_3.C_6H_4.N:N.C_5H_3(CH_3).N:N-C_{10}H_6.OH$. It has a marked power of stimulating the proliferation of epithelial cells and so is used in a 4–8 per cent. ointment in treating burns and ulcers. **scarlet r. sulphonate**, the sodium salt of azo-benzene-disulphonic acid azobeta-naphthol, $C_6H_4(SO_2.ONa)N_2.C_5H_3(SO_2.ONa)N_2.C_{10}H_6OH$. It is used the same as scarlet red. **senitol r.**, a dye, $C_2H_5.NC_9H_6(CH)_3.C_9H_6N(I).C_2H_5$, with a highly selective germicidal action on staphylococci. It is also used to sensitize photographic plates to red rays of light. **sudan r.**, magdala red. **toluylene r.**, the base, the chlorid of which is neutral red. **tony r.**, sudan III. **trypan r.** See *trypanroth*. **vital r.**, a dye, disodium sidulphonaphthol azotetramethyl triphenyl methane. It is introduced directly into the circulation by venipuncture for the purpose of estimating the volume of the blood in the body by determining the concentration of the dye in the blood-plasma. **wool r.**, amaranth.

red fever. See *swine erysipelas*, under *erysipelas*.

red mite. See *bête rouge*.

red spider. See *Bryobia prætiosa*.

red-puccoon. Sanguinaria.

Red. in pulv. Abbreviation for L. *redac'tus in pul'verem*, reduced to powder.

redecussate (re-dek-us'āt). To form a secondary decussation.

redia (re'de-ah) [named after F. *Redi*, Italian naturalist, 1626–1698]. The second larval stage of certain trematode worms.

Redig. in pulv. Abbreviation for L. *rediga'tur in pul'verem*, let it be reduced to powder.

redintegration (red-in-te-gra'shun) [L. *redintegra'tio*]. 1. The restoration or repair of a lost or damaged part. 2. That type of psychic process in which a part of a complex stimulus provokes the complete reaction that was previously made to the complex stimulus as a whole (Hollingworth).

redintol (red'in-tol). A proprietary paraffin preparation: used as a dressing for burns.

redislocation (re-dis-lo-ka'shun). Dislocation recurring after reduction.

redressment (re-dres'ment) [Fr. *redressement*]. 1. A second or repeated dressing. 2. Replacement of a part or correction of a deformity. **r. forcé**, forcible correction of a deformity; especially a procedure for the immediate correction of knock-knee.

reduce (re-dūs') [L. *re-* again + *du'cere* to lead]. 1. To restore to the normal place or relation of parts, as, to *reduce* a fracture. 2. In chemistry, submit to reduction.

reduced (re-dūst'). 1. Returned to the proper place or position, as, a *reduced* fracture. 2. Restored to a metallic form, as, *reduced* iron.

reducible (re-du'sib-l). Permitting of reduction.

reducin (re-du'sin). A leukomain, $C_{12}H_{24}N_6O_9$, from urochrome.

reductase (re-duk'tās). An enzyme that has a reducing action on chemic compounds. **Shardinger's r.**, a reductase in milk which reduces methylene-blue, especially in the presence of formaldehyd.

reduction (re-duk'shun) [L. *reduc'tio*]. 1. The correction of a fracture, luxation, or hernia. 2. In chemistry, the subtraction of oxygen from or the

addition of hydrogen to a substance, or more generally, the loss of positive charges or the gain of negative charges. **r. of chromosomes,** miosis; joining of the chromosomes in pairs so that their number is reduced to one-half—a process that occurs in the fertilized cell. **r. en masse,** reduction of a strangulated hernia included in its sac, so that the strangulation is not relieved.

reduction-division. See *reduction of chromosomes.*

reduction-phase. See under *phase.*

redundant (re-dun'dant). More than necessary.

reduplication (re-du-plik-a'shun) [L. *reduplicatio*]. 1. A doubling back. 2. The recurrence of paroxysms of a double type.

Reduviidæ (re-du-vi'id-e). A family of winged hemipterous insects called "assasin bugs" because they prey on other insects. It includes Arilus, Conorhinus (Lamus), and Riduvius.

Reed's bacillus, operation [Charles A. L. *Reed,* gynecologist in Cincinnati, born 1856]. See *bacillus* and *operation.*

Rees's test (rez') [George Owen *Rees,* English physician, 1813–1889]. See under *tests.*

refine (re-fin'). To purify or free from foreign matter.

reflected (re-flek'ted). Caused by nervous transmission to a center, and thence by a motor nerve to the periphery.

reflection (re-flek'shun) [L. *reflexio*]. 1. A turning or bending back; a bending back upon its course. 2. In physics, the turning back of a ray of light, sound, or heat when it strikes against a surface that it does not penetrate. The ray before reflection is known as the *incident ray;* after reflection it is the *reflected ray.*

reflector (re-flek'tor). A device for reflecting light or sound.

reflectoscope (re-flek'to-skōp). A form of reflecting lantern.

reflex (re'fleks) [L. *reflexus*]. 1. Reflected. 2. A reflected action or movement. **abdominal r's,** contractions about the navel on sharp downward friction of the abdominal wall. It indicates that the spinal cord from the eighth to the twelfth dorsal nerve is intact. **abdominocardiac r.,** any reflex in the heart produced by stimulating the abdominal sympathetic. Cf. *Livierato's sign* and *Prevel's sign,* under *sign.* **Abrams's r.,** reflex contraction of the lung following stimulation of the chest wall **Abrams's heart-r.,** contraction of the myocardium, with reduction in the area of cardiac dulness, which results when the skin of the precordial region is irritated. It is observed with the fluoroscope. **accommodation r.,** the dilatation or contraction of the pupil in accommodation. **Achilles's r.** See *tendo achillis r.* **acromial r.,** slight reflexion of the forearm with slight internal rotation of the hand on tapping the acromion or coracoid process: seen in certain conditions. **adductor r.,** on tapping the tendon of the adductor magnus with the thigh in adduction, contraction of the adductors results. **anal r.,** contraction of the anal sphincter on irritation of the skin of the anus. **ankle-r.,** ankle-clonus: pressure on the sole with flexion of the foot causes clonic contraction of the tendo Achillis. **anticus r.** See *Piotrowski's sign,* under *sign.* **r.-arc,** an afferent nerve, a nerve-center, an efferent nerve, and a muscle. **Aschner's r.** Same as *oculocardiac r.* **attention r. of pupil,** alteration of size in the pupil when the attention is suddenly fixed. Called also *Pilz's r.* **auditory r.,** any reflex caused by stimulation of the auditory nerve; especially momentary closure of both eyes produced by a sudden sound. **audito-oculogyric r.,** a turning of both eyes in the direction of a sudden sound. **aural r.,** any reflex connected with the auditory apparatus. Aural reflexes of compensation are—(1) Those of the labyrinthine escapement; (2) those of vasomotor compensation; (3) those of tympanic compensation, and (4) those of tubotympanic compensation. **auriculopalpebral r.** Same as *Kirsch's r.* **Babinski's r.** (1898), extension of the toes instead of flexion on stimulating the sole of the foot: it occurs in lesions of the pyramidal tract, and indicates organic, as distinguished from hysteric, hemiplegia. **Bechterew's r.** 1. *Plantar.* Plantar flexion of the foot or tapping the dorsum: seen in certain organic nervous affections. 2. *Deep.* Passive flexing of the toes and foot in a plantar direction is followed by flexion in a dorsal direction and by flexive movements of the knee and hip. 3. *Hypogastric.* Contraction of the muscles of the lower abdomen on stroking the skin of the inner surface of the thigh. 4. *Pupil.* Dilatation of the pupil on exposure to light: sometimes seen in tabes and general paralysis. 5. Tickling of the mucosa of the nasal cavity with a feather or piece of paper produces contraction of the facial muscles upon the same side of the face; called also *nasal r.* **Bechterew-Mendel r.,** tapping of the toe tendons produces extension of the great toe. **biceps r.,** contraction of the biceps muscle of the arm when its tendon is tapped. This reflex is normal, but when greatly increased it indicates the same disease as increased knee-jerk. **bone r.,** a reflex elicited by stimulus applied to a bone. **bregmocardiac r.,** pressure upon the bregmatic fontanel slows the action of the heart. **Brissaud's r.,** contraction of the tensor fasciæ femoris muscle on tickling the sole. **Brudzinski's r.** See *Brudzinski's sign,* under *sign.* **bulbocavernous r.,** a tap on the dorsum of the penis retracts the bulbocavernous portion. **bulbomimic r.,** in coma from apoplexy, pressure on the eyeball causes contraction of the facial muscles on the side opposite to the lesion; in coma from toxic causes the reflex occurs on both sides. Called also *facial r.* and *Mondonesi's r.* **Buzzard's r.,** the patellar reflex obtained by striking the tendon of the quadriceps muscle while the patient sits with the toes pressed against the floor. **cardiac r.,** reduction in the size of the area of cardiac dulness caused by irritation of the skin of the precordial region. **r.-center.** See *center.* **Chaddock r.,** stimulation below the external malleolus produces extension of the great toe: it occurs in lesions of the pyramidal tract. **chemical r.,** the bodily process produced by the action of a hormone. **chin-r.,** a stroke on the lower jaw causes a clonic movement; chin-clonus, or jaw-jerk. **choked r.,** in skiascopy, absence of movement of the retinal illumination on reaching the point of reversal. **ciliary r.,** the movement of the pupil in accommodation. **ciliospinal r.,** stimulation of the skin of the neck dilates the pupil. **cochleo-orbicular r., cochleopalpebral r.,** contraction of the orbicularis palpebrarum muscle when a sharp, sudden noise is made close to the ear; does not occur in total deafness from labyrinthine disease. **conditional r., conditioned r.,** a reflex which is gradually induced and developed in the body by training and association, and which is subject to various forms of inhibition (Pavloff, 1911). **conjunctival r.,** closure of the eyelid when the conjunctiva is touched. **consensual r.** Same as *crossed r.* **consensual light r.,** stimulation of one eye by light produces a reflex response in the opposite pupil. **contralateral r.,** a reflex of the leg on one side when passive flexion of the leg on the other side is made: seen in tuberculosis and epidemic meningitis. **corneal r.,** irritation of the conjunctiva closes the lids. Called also *eyelid-closure r.* **corneomandibular r.,** movement of the lower jaw toward the side opposite the eye whose cornea is lightly touched, the mouth being open. **cranial r.,** any reflex whose paths are connected directly with the brain. **cremasteric r.,** stimulation of the skin on the front and inner side of the thigh retracts the testis on the same side;

shows soundness of cord between first and second lumbar nerves. **crossed r.**, stimulation upon one side of the body makes a reflex on the other side. **cuboidodigital r.** See *Mendel's r.* **cutaneous r.**, a reflex in which stimulation of the skin causes wrinkling. **cutaneous pupillary r.**, dilatation of the pupil on pinching the skin of the cheek or neck. **dartos r.**, the patient stands with his feet wide apart and the examiner suddenly applies cold to the perineum; the dartos muscle undergoes vermicular contraction. **Davidson's r.**, a light seen through the pupil when an electric light is held in the mouth. **deeper r.**, any reflex elicited by irritating a deep structure. **defense r.**, contraction and extension motions in a paralyzed limb produced by plantar flexion of the toes. **delayed r.**, a reflex which occurs some time after the stimulus provoking it has been received. **depressor r.**, a reflex to stimulation resulting in decreased activity of the motor center. **digital r.** See *Hoffmann's sign* (2), under *sign*. **direct r.**, a contraction on the same side as that of the stimulation. **direct light r.**, when a ray of light is thrown upon the retina through the pupil there is immediate contraction of the sphincter iridis, reducing the size of the pupillary aperture. **dorsal r.**, contraction of the back muscles in response to stimulation of the skin along the erector spinæ. **dorsocuboidal r.** See *Mendel's r.* **elbow r.**, triceps reflex. **emergency light r.**, excessive stimulation of the retina by light produces contraction of the pupils, closure of the eyelids, and lowering of the eyebrows. **epigastric r.**, a withdrawal or spasm of the skin of the epigastrium caused by stimulating its surface or that of the fifth and sixth intercostal spaces near the axilla. **erector spinæ r.**, contraction of the erector spinæ muscle on irritation of the skin along its border. **eyeball-heart r.** See *oculocardiac r.* **eyelid-closure r.** See *corneal r.* **facial r.** See *bulbomimic r.* **fascial r.**, a reflex elicited by a sudden tap over a fascia **faucial r.**, irritation of the fauces causing vomiting. **femoral r.**, irritation of the skin on the upper anterior aspect of the thigh flexes the foot and first three toes and extends the knee. **front-tap r.**, a tap on the skin muscles of the extended leg contracts the gastrocnemius. **gastrocolic r.**, a wave of peristalsis in the colon induced by the entrance of food into the empty stomach. **gastroiliac r.**, opening of the ileocecal valve induced by the presence of food in the stomach. **Gault's cochleopalpebral r.** See *cochleopalpebral r.* **Geigel's r.**, a reflex in the female corresponding to the cremasteric reflex in the male. **genital r.**, any reflex irritability due to disorder of the genital organs. **Gifford's r.**, contraction of the pupil when an effort is made to close the lids, which are held apart. **gluteal r.**, a stroke over the skin of the buttock contracts the glutei muscles. **Gordon's r.** See *paradoxic flexor r.* **Haab's r.**, bilateral pupillary contraction when the patient sits in a darkened room, and without accommodation or convergence directs his attention to a bright object already within the field of vision. Called also *cerebral cortex r.* **heart r.** See *Abrams's heart-r.* **Hirschberg's r.**, tickling of the sole at the base of the great toe causes adduction of the foot. **Hughes's r.** See *virile r.* (2d def.). **humoral r.** Same as *chemical r.* **hypochondrial r.**, sudden inspiration caused by quick pressure beneath the lower border of the ribs. **hypothenar r.**, a reflex elicited by pressure on the pisiform bone. **indirect r.** Same as *crossed r.* **infraspinatus r.**, obtained by tapping a certain spot over the shoulder-blade, on a line bisecting the angle formed by the spine of the bone and its inner border; outward rotation of the arm occurs, with simultaneous straightening of the elbow. **inguinal r.** Same as *Geigel's r.* **interscapular r.**, a stimulus applied between the scapulæ contracts the scapular muscles. Called also *scapular r.* **inverted radial r.**, a flexion of the fingers without movement of the forearm, produced by tapping the lower end of the radius; believed to indicate disease of the fifth cervical segment of the spinal cord. **iris-contraction r.** Same as *pupillary r.* **Jacobson's r.**, a reflex seen in cerebral spastic paralysis of the upper extremities: the patient rests his forearm upon the examiner's hand, with the thumb directed upward, the fingers slightly extended. A blow is then struck on the lower edge of the radius on the extensor side. If flexion of the fingers results, paralysis is indicated. **jaw-jerk r.**, clonic contraction of the inferior maxilla and other muscles of mastication, causing jerky motions of the lower jaw on striking the lower jaw with a downward blow while it hangs passively open. It is seen only rarely in health, but is very noticeable in sclerosis of the lateral columns of the cord. **Joffroy's r.**, twitching of the gluteal muscles on pressure against the nates in spastic paralysis. **Kisch's r.**, closure of the eye as a result of tactile or thermal stimulation of the deepest part of the external auditory meatus and tympanum. **knee-jerk r.**, the patellar reflex reflex contraction or clonic spasm of the quadriceps muscle, produced by sharply striking the ligamentum patellæ when the leg hangs loosely flexed at right angles. It is seen normally in health, but is absent in locomotor ataxia, multiple neuritis, lesions of the lower portion of the spinal cord, lesions of the anterior gray horns of the cord, meningitis, infantile paralysis, pseudohypertrophic paralysis, atrophic paralysis, diabetes, etc., and is increased in spinal irritability, lesions of the pyramidal tract, cerebral tumors, sclerosis of the brain and cord, etc. **Kocher's r.**, contraction of the abdominal muscle on compression of the testicle. **lacrimal r.**, secretion of tears elicited by touching the conjunctiva over the cornea. **laryngeal r.**, irritation of the fauces and larynx causes cough. **lid-r.** Same as *corneal r.* **light-r.** 1 A luminous image reflected from the membrana tympani. 2. A circular spot of light seen reflected from the retina with the retinoscopic mirror. **lip r.**, a reflex movement of the lips of sleeping babies which occurs on tapping near the angle of the mouth. Called also *mouth phenomenon*. **Loven r.**, general vasodilatation of an organ when its afferent nerve is stimulated. This secures a maximal supply of blood to the organ. **lumbar r.** Same as *dorsal r.* **lung r.**, reflex dilatation of the subjacent lung tissue from local irritation of the skin, as by cold or continued percussion It may be sufficient to obscure slight degrees of percussion dulness. **mandibular r.**, jaw-jerk reflex. **mass r.**, a reflex exhibited by the entire area controlled by the portion of the spinal cord which has been injured. **McCarthy's r.**, contraction of the orbicularis oculi muscle on tapping the supra-orbital nerve. **McCormac's r.**, percussing the patellar tendon produces adduction of the opposite leg. **Mendel's dorsal r. of foot**, a reflex elicited by percussing the dorsum of the foot. In normal persons it causes dorsal flexion of the second to fifth toes; in certain organic nervous conditions there is plantar flexion of the toes. Called also *Mendel-Bechterew r.*, *cuboidodigital r.*, and *dorsocuboidal r.* **Mondonesi's r.**, bulbomimic reflex. **motor r.**, a reflex brought about by stimulation upon the periphery of the motor mechanism. **muscular r.**, a reflex movement due to the stretching of a muscle. **myenteric r.**, contraction of the intestine above and relaxation below a portion of the intestine that is irritated. **nasal r.** 1. Irritation of the schneiderian membrane provokes sneezing. 2. *Bechterew's r.*, 5th def. **obliquus r.**, stimulation of the skin below Poupart's ligament contracts a part of the external oblique muscle. **oculocardiac r.**, a slowing of the rhythm of the heart following compression of the eyes. A slowing of from 5 to 13 beats per minute is normal; one of from 13 to 50 or more is exaggerated; one of from 1 to 5 is dimin-

ished. If ocular compression produces acceleration of the heart, the reflex is called *inverted*. **oculo-cephalo-gyric r.**, the reflex by which the movements of the eye, the head, and the body are directed in the interest of visual attention. **Onanoff's r.**, contraction of the bulbocavernosus muscle on compressing the glans penis: said to be indicative of dementia præcox. **Oppenheim's r.** Same as *Oppenheim's sign*, see under *sign*. **palatal r.**, **palatine r.**, stimulation of the palate causes swallowing. **palmar r.**, tickling the palm flexes the fingers. **palm-chin r.**, when the thenar eminence is rapidly and vigorously irritated with a needle, the muscles of the chin on the same side are drawn up. **paradoxic flexor r.**, extension of the great toe on pressure or irritation of the deep flexor muscles of the calf of the leg: indicative of motor tract disturbance. Called also *Gordon's r.* **patellar r.**, knee-jerk, or Westphal's sign: a stroke on the tense patellar tendon contracts the quadriceps and jerks the foot. **patellar r., paradoxic**, a stroke on the patellar tendon, the patient lying on his back, contracts the adductor muscles, while forcible flexion and sudden relaxation of the leg contract the anterior muscles. **pathologic r.**, one which is not normal, but is the result of a pathologic condition, and may serve as a sign of disease. **penis-r.** Same as *bulbocavernous r.* **perception r.**, a reflex movement occurring when a perception is formed in consciousness. **periosteal r.**, a tap on the bones of the leg or forearm causes muscular contraction. It occurs in disease of the lateral column of the spinal cord. **peroneal r.**, a stroke on the tense peroneal muscles or when the foot is turned in causes reflex movements. **pharyngeal r.**, a stimulus applied to the pharynx causes swallowing. **Piltz's r.** See *attention r.* **plantar r.**, irritation of the sole contracts the toes **platysmal r.**, the act of nipping the platysma myoides contracts the pupil. **pneocardiac r.**, modification of the circulation on injecting irritating vapor into any part of the air-passages. **pneo-pneic r.**, modification of the respiratory rhythm on injecting irritating vapor into any part of the air-passages. **pressor r.**, a reflex to stimulation resulting in increased activity of a motor center. **psychic r.**, a reflex aroused by a stored-up impression of memory, such as the secretion of saliva at the sight or thought of good tasting food **psychocardiac r.**, increase in the pulse-rate on recalling an individual emotional experience. **psychogalvanic r.**, decreased electric resistance of the body as a result of mental or emotional agitation. **pupillary r.**, contraction of the pupil on exposure of the retina to light. **pupillary r., paradoxic**, stimulation of the retina by light dilates the pupil. **radial r.**, flexion of the forearm with sometimes flexion of the fingers as well, following tapping on the lower end of the radius. **rectal r.**, the process by which the accumulation of feces in the rectum excites defecation. **red r.**, a luminous red appearance seen upon the retina. **Remak's r.**, plantar flexion of the first three toes and sometimes of the foot, with extension of the knee on stroking of the upper anterior surface of the thigh: it indicates interruption of the conducting paths of the cord. **reno-renal r.**, reflex pain or anuria in a sound kidney in cases where the other kidney is diseased. **Roger's r.**, salivation or irritation of the esophagus. **Rossolimo's r.**, on stroking the plantar surface of the great toe, extension or abduction of the toe occurs in lesions of the pyramidal tract. **scapular r.** Same as *interscapular r.* **scapulohumeral r.**, adduction with outward rotation of the humerus produced by percussing along the inner edge of the scapula. **Schäffer's r.**, flexion of the foot and toes on pinching the Achilles tendon at its middle third: seen in organic hemiplegia. **scrotal r.**, a slow, vermicular contraction of the dartos muscle obtained by stroking the perineum or by applying a cold object to it.

senile r., a gray reflection from the pupil of aged people due to hardening of the lens. **sexual r.**, the reflex of erection and ejaculation produced by stimulation of the genitals. **shot-silk r.** See *shot-silk retina*, under *retina*. **skin-r.** Same as *platysmal r.* **skin-pupillary r.**, dilatation of the pupil produced by irritation of the skin of the neck. **Snellen's r.**, unilateral congestion of the ear upon stimulation of the distal end of the divided auriculocervical nerve. **sole-r.** Same as *plantar r.* **spinal r.**, any reflex whose arc is connected with a center in the spinal cord. **Stookey r.**, with the leg semiflexed at the knee, the tendons of the semimembranous and the semitendinosus muscles are tapped: flexion of the leg results. **Strümpell's r.**, leg movement with adduction of the foot produced by stroking the thigh or abdomen. **superficial r.**, any reflex provoked by a superficial stimulation. **supinator longus r.**, tapping of the tendon of the supinator longus produces flexion of the forearm. **supraorbital r.**, *McCarthy's r.* **suprapatellar r.**, with the leg extended the index-finger of the examiner is crooked above the patella and is struck. The result is a kick-back of the patella. **suprapubic r.**, stroking the abdomen above Poupart's ligament causes deviation of the linea alba toward the side that is stroked. **supra-umbilical r.** Same as *epigastric r.* **tarsophalangeal r.**, dorsal flexion of the second and third or second and fifth toes on tapping the dorsum of the foot in the region of the cuboid or external cuneiform bone. said to indicate some central organic lesion of the motor nervous system. **ten'do achil'lis r.** (Gowers, 1879), contraction of the calf muscles excited by a blow upon the Achilles tendon, producing a flexion of the foot. **tendon-r.**, a deep reflex. **tibio-abductor r.**, tapping of the tibia on the inner side of the leg results either in homolateral abduction of the leg or crossed adduction from side to side. **toe-r.**, strong flexion of the great toe flexes all the muscles of the lower extremity It is seen in pathologic states in which there is increased knee-jerk. **tonic r.**, the passing of an appreciable period of time after the occurrence of a reflex before relaxation. **triceps r.**, extension of the forearm on tapping of the triceps tendon at the elbow while the forearm hangs limp at right angles to the arm. **ty r.**, the instinctive movement to grapple the mother's body when a very young infant is suddenly startled. **unconditioned r.**, a reflex which is fixed and invariable. Cf. *conditioned r.* **urinary r.**, desire to urinate on accumulation of the urine in the bladder to a certain amount. **vaccinoid r.**, a slight cutaneous reaction to vaccination in a person partially immune to smallpox. **vagus r.**, abnormal sensitiveness to pressure over the course of the vagus nerve: seen in a lung affected with tuberculosis **vascular r.**, constriction of an artery produced by peripheral irritation. **vesical r.**, desire to urinate produced by moderate distention of the bladder. **virile r.** 1 Same as *bulbocavernous r.* 2. A reflex in the flaccid penis elicited by pulling upward the foreskin or glans penis, when a sudden downward jerk results. Called also *Hughes's r.* **visceral r.**, that in which the stimulus is set up by some state of an internal organ. **visceromotor r.**, contraction of abdominal muscles due to a stimulus from one of the viscera. **viscerosensory r.**, a region of sensitiveness to pressure on some part of the body due to disease of some internal organ. **viscerotrophic r.**, degeneration of any peripheral tissue as a result of chronic inflammation of any of the viscera. **watered-silk r.**, a peculiar appearance, like that of watered silk, visible upon the retinas of children. **Weiss's r.**, a curved reflex seen with the ophthalmoscope on the fundus of the eye to the nasal side of the disk: believed to be indicative of myopia. **Westphal's pupillary r.**, contraction of the pupil associated with closure or attempted closure of the eye. **wrist-clonus r.**, extreme extension of the hand causes a local jerking movement.

zygomatic r., lateral motion of the lower jaw to the percussed side on percussion over the zygoma.

reflexa (re-fleks'ah). Same as *decidua reflexa*.

reflexogenic (re-fleks-o-jen'ik) [*reflex* + Gr. γενναῖν to produce]. Producing or increasing reflex action.

reflexograph (re-fleks'o-graf) [*reflex* + Gr. γράφειν to write]. An instrument for graphically recording a reflex.

reflexology (re-fleks-ol'o-je). The science or study of reflexes.

reflexometer (re-fleks-om'et-er) [*reflex* + Gr. μέτρον measure]. An instrument for measuring the force necessary to produce myotatic contraction.

reflexophil (re-fleks'o-fil) [*reflex* + Gr. φιλεῖν to love]. Characterized by activity of reflexes.

reflux (re'fluks) [L. *re-* back + *flux'us* flow]. A backward or return flow.

réforme (ra-form'). A French military term for the enforced retirement of soldiers for physical disability or unworthiness to serve.

refract (re-frakt') [L. *refrin'gere* to break apart]. 1. To cause to deviate. 2. To ascertain errors of ocular refraction.

refracta dosi (re-frak'tah do'si) [L.]. In repeated and divided doses.

refraction (re-frak'shun). 1. The act or process of refracting. 2. The deviation of light in passing obliquely from one medium to another of different density. The deviation occurs at the surface of junction of the two media, which is known as the refracting surface. The ray before refraction is called the *incident ray;* after refraction it is the *refracted ray*. The point of junction of the incident and the refracted ray is known as the *point of incidence*. The angle between the incident ray and a line perpendicular to the refracting surface at the point of incidence is known as the *angle of incidence;* that between the refracted ray and this perpendicular is called the *angle of refraction*. The sine of the angle of incidence divided by the sine of the angle of refraction gives the *relative index of refraction*. **double r.**, that in which the incident ray is divided into two refracted rays, so as to produce a double image. Double refraction is produced by Iceland spar. See *Nicol prism*, under *prism*. **dynamic r.**, refraction of the eye when using its utmost accommodative power. **index of r.**, the refractive power of a medium as compared with that of air, which is assumed to be 1. **ocular r.**, the refraction of light produced by the media of the normal eye and resulting in the focusing of images upon the retina **static r.**, the refraction of the eye when its accommodation is paralyzed.

refractionist (re-frak'shun-ist). One skilled in refracting the eye.

refractive (re-frak'tiv). Pertaining to or subserving a process of refraction; having the power to refract.

refractivity (re-frak-tiv'it-e). The quality of being refractive; the power or ability to refract.

refractometer (re-frak-tom'et-er) [*refraction* + Gr. μέτρον measure]. 1. An instrument for measuring the refractive power of the eye. 2. An instrument for determining the indices of refraction of various substances.

refractometry (re-frak-tom'et-re). The measurement of refracted power with the refractometer.

refractory (re-frak'to-re) [L. *refracto'rius*]. Not readily yielding to treatment.

refractoscope (re-frak'to-skōp). An apparatus for auscultation of chest sounds so arranged that the listener is able to focus down upon a sound in a manner analogous to focusing a microscope.

refracture (re-frak'chur). The operation of breaking over again a bone which has been fractured and has united with a deformity.

refrangibility (re-fran-jib-il'it-e). Susceptibility of being refracted; the quality of being refrangible.

refrangible (re-fran'jib-l). Susceptible of being refracted.

refresh (re-fresh'). To freshen or make raw again; to denude of an epithelial covering.

refrigerant (re-frij'er-ant) [L. *refrig'erans*]. 1. Relieving fever and thirst. 2. A cooling remedy. The refrigerants consist of cooling, acidulous drinks and evaporating lotions.

refrigeration (re"frij-er-a'shun) [L. *refrigera'tio*]. The therapeutic reduction of a high temperature. See also *refrigerator treatment*, under *treatment*.

refringent (re-frin'jent) [L. *refrin'gens*]. Same as *refractive*.

refusion (re-fu'shun) [L. *refu'sio*]. The temporary removal and subsequent return of blood to the circulation.

regard, plane of (re-gard'). A plane that passes through the center of rotation and the point of fixation in the eye. **point of r.**, the point at which the eye is directly looking.

regeneration (re-jen-er-a'shun) [L. *re-* again + *genera're* to beget]. The renewal or repair of injured tissue.

regenerin (re'jen'er-in). A proprietary compound of iron and manganese with ovolecithin This compound may be mixed with arsacetin and lithium cacodylate to produce *arsenic-regenerin*. These preparations are used in conditions of anemia and faulty nutrition.

regimen (rej'im-en) [L. "guidance"]. The systematic regulation of the diet and habits for some special purpose.

regio (re'je-o). Latin for *region*. The various regions of the body, named according to the B. N. A. nomenclature, can be seen by consulting the figures on p. 1011.

region (re'jun) [L. *re'gio*]. Any particular part of the body, usually one marked out by arbitrary boundary lines. **abdominal r's.** See *abdomen*. **r. of accommodation,** the space including all points to which the eye can be adjusted by accommodation **anal r.** Same as *ischiorectal r.* **antebrachial ulnar r.**, the ulnar aspect of the forearm. **antebrachial volar r.**, corresponds to the palmar surface of the forearm. **anterior brachial r.**, corresponds to the inner or anterior aspect of the arm below the deltoid and above the elbow. **aulic r.**, a region about the aqueduct of Sylvius. **axillary r.**, the axilla and its borders. **basilar r.**, the base of the skull. **Broca's r.** Same as *Broca's convolution*. See under *convolution*. **ciliary r.**, the part of the eye occupied by the ciliary body and its adjuncts. **clavicular r's, right** and **left,** the parts of the surface just above the clavicles. **cubital r., anterior,** the palmar aspect of the elbow. **cubital r., posterior,** the dorsal aspect of the elbow surrounding the olecranal region. **deltoid r.**, the upper or proximal part of the anterior aspect of the upper arm. **digital volar r.**, the palmar aspect of the fingers. **ecphylactic r.**, a region of infection that cannot be protected by the defensive agencies of the body on account of the virulence of the infection. **encephalic r.** See *dorsolateral plate*, under *plate*. **epigastric r.**, the median part of the surface of the abdomen, between the hypochondriac regions. **extrapolar r.**, that region of the body which lies outside the influence of the poles in electrotherapy. **genito-urinary r.**, the anterior part of the perineal space. **gluteal r.**, the buttock. **hypencephalic p.** See *ventrolateral plate*, under *plate*. **hypochondriac r's, right** and **left,** the uppermost regions of the abdominal surface on either side of the epigastric region. See *abdomen*. **hypogastric r.**, a region of the lowest part of the abdomen, between the inguinal regions. See *abdomen*. **iliac r.** Same as *inguinal*

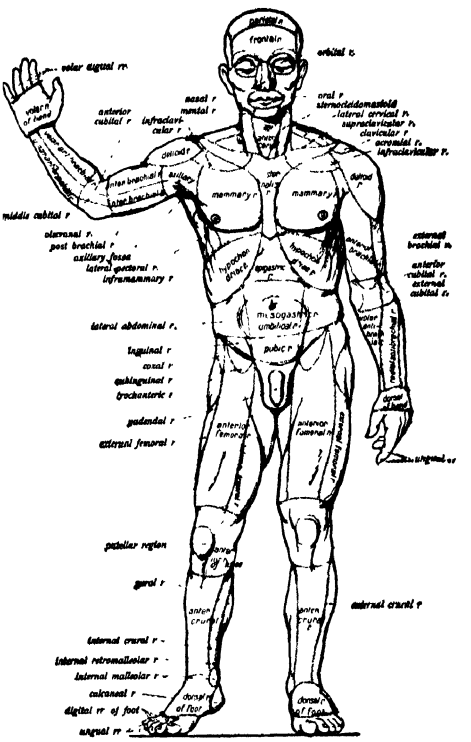

Regions of the human body: Anterior view.

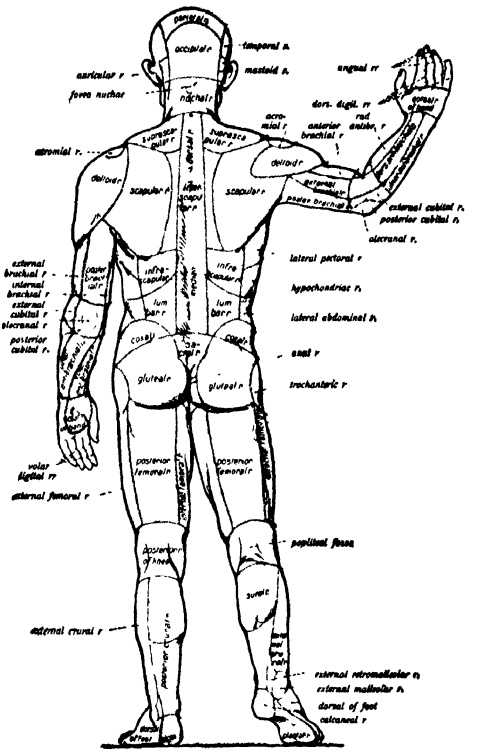

Regions of the human body: Posterior view.

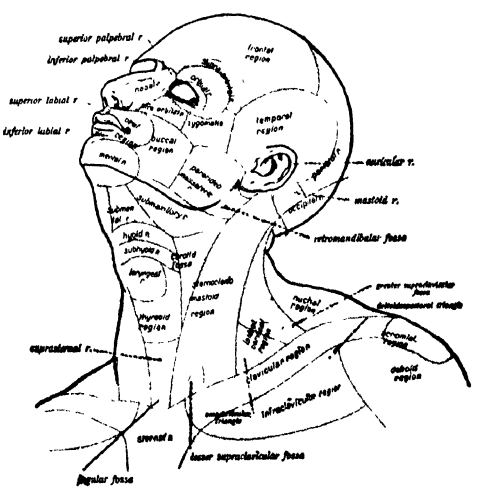

Regions of the head and neck.

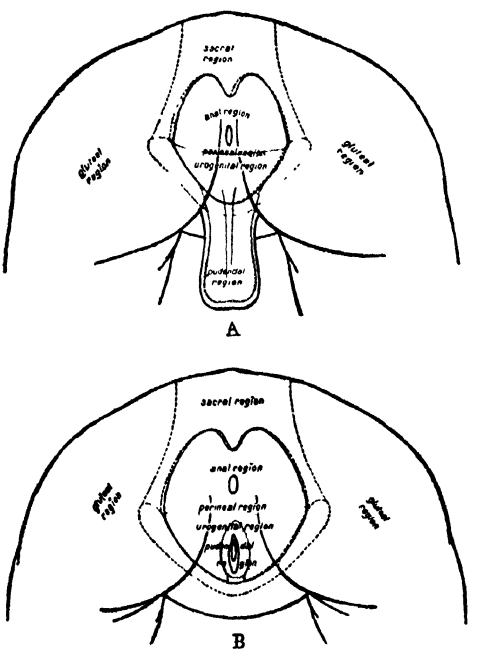

Perineal regions: A, Male perineum; B, female perineum.

Regions of the human body (Sobotta and McMurrich).

r. **infra-axillary r.**, a triangular area on either side below the axilla. **infraclavicular r.**, an area on either side of the sternum below the clavicle. **inframammary r.**, the area situated below either mamma and above the lower border of the twelfth rib. **infrascapular r.**, the area on either side of the vertebral column and below the scapula. **infraspinous r.**, an area below the spine of the scapula on either side. **inguinal r's, right** and **left,** the groins; spaces on either side of the hypogastric region. **interscapular r.**, the space between the scapulæ on both sides of the vertebral column. **ischiorectal r.**, the area of the surface between the ischium and the rectum on either side. **lumbar r's, right** and **left,** the abdominal area on either side of the umbilical region. **mammary r.**, a space on either side of the chest between the third and sixth ribs. **motor r.**, the ascending frontal and parietal convolutions of the cerebrum. Called also *rolandic r.* **occipital r.**, the outer surface of the head, covering the occipital bone. **olecranal r.**, the surface of the point of the elbow over the olecranon. **olfactory r.**, the upper part of the cavity of the nose or of either nostril where the sense of smell is principally situated. **opticostriate r.**, the basal ganglia and the capsule. **parietotemporal r.** See *sensory r.* **perineal r.** See *perineum.* **precordial r.**, a part of the anterior surface of the body covering the heart and the pit of the stomach. **prefrontal r.**, the part of the frontal lobe of the cerebrum in front of the precentral fissure. **pterygomaxillary r.**, a facial area whose external landmarks are the zygoma and the prominences of the lower jaw. **respiratory r.**, the nasal cavity below the olfactory region. **rolandic r.** See *motor r.* **scapular r.**, a portion of the back, on either side, covering the scapula. **sensory r.**, the sensorium commune; a part of the cerebral cortex on either side of the motor region. Called also *parietotemporal r.* **r's of the skull.** See under *area.* **stomach-lung r.**, the circular tympanic space under the left lung. **subauricular r.**, the space below the ear. **subicular r.**, the anterior part of the temporosphenoidal lobe. **subthalamic r.**, a portion of the tegmentum beneath the optic thalamus. **superior maxillary r.**, the part of the face occupied by the superior maxillary bone with its attached muscles, nerves, and vessels. **supraclavicular r.**, a region above either clavicle. **supraspinous r.**, a region above the spine of the scapulæ. **tegmental r.**, the upper surfaces of the crus cerebri and the corresponding parts of the pons and oblongata. **trabecular r.**, that region of the embryonic skull from which the sphenoid bone is developed. **umbilical r.**, the medial abdominal region, above the hypogastric region and between the lumbar regions. **volar r. of the hand,** the palmar aspect of the hand.

regional (re'jun-al). Pertaining to a region or to regions.

regression (re-gresh'un) [L. *regres'sio* a return]. 1. A return of symptoms. 2 Retrograde metamorphosis. 3. In biology, the tendency in successive generations toward mediocrity. See *Dalton's law of regression,* under *law.*

regressive (re-gres'iv). Characterized by regression.

regular (reg'u-lar) [L. *regula'ris; reg'ula* rule]. 1. Normal or conforming to rule. 2. Menstruating at the proper intervals. **r. school,** the school of medical practice and teaching which is based upon the principles accepted by the great body of physicians and founded upon experience and scientific investigation, without strict adherence to any one theory of therapeutics.

regulation (reg-u-la'shun) [L. *reg'ula* rule]. 1. The act of adjusting or state of being adjusted to a certain standard. 2. In biology, the adaptation o form or behavior of an organism to changed con ditions.

regulin (reg'u-lin). A preparation of agar-aga and extract of cascara sagrada: used in consti pation by adding it to food.

Reg. umb. Abbreviation for L. *re'gio umbili'ci* region of the navel.

regurgitant (re-gur'jit-ant) [L. *re-* back + *gur gita're* to flood]. Flowing back or against th normal direction.

regurgitation (re-gur-jit-a'shun) [L. *re-* back + *gurgita're* to flood]. 1. The casting up of un digested food. 2. A backward flowing of th blood through the left auriculoventricular open ing, due to imperfect closure of the mitral valve.

Rehfuss's test and **tube** (ra'fus) [Martin E *Rehfuss,* contemporary Philadelphia physician] See under *tests.*

Reichel's duct (ri'kelz) [Friedrich Paul *Reichel,* German obstetrician, born 1858]. See *duct.*

Reichert's cartilage (ri'kerts) [Karl B *Reichert,* German anatomist, 1811–1884]. See *cartilage.*

Reichmann's disease (rīk'manz) [N. *Reichmann* contemporary physician in Warsaw]. See *disease.*

Reid's base-line (rēdz) [Robert William *Reid,* Scotch anatomist, born 1851]. See *base-line,* under *line.*

Reil, island of (rīl) [Johann Christian *Reil,* anatomist in Halle, 1758–1813]. See *island.*

reimplantation (re''im-plan-ta'shun). Replacement of a part that has been taken out, as a tooth or an ovary.

reinfection (re-in-fek'shun). A second infection by the same or a similar virus.

reinforcement (re-in-fors'ment). The increasing of force or strength. **r. of reflex,** the increasing of a reflex response by causing the patient to perform some mental or physical concentration while the reflex is being elicited

reinoculation (re''in-ok-u-la'shun). An inoculation that follows a previous one with the same virus.

Reinsch's test (rīn'shez). See under *tests*

reintubation (re-in-tu-ba'shun) Intubation performed a second time

reinversion (re-in-ver'shun). Restoration to its normal place of an inverted organ, especially restoration of an inverted uterus.

Reisseissen's muscles (rīs'i-senz) [François Daniel *Reisseissen,* German anatomist, 1773–1828]. Minute fibers of smooth muscle in the bronchioles.

Reissner's membrane (rīs'nerz) [Ernst *Reissner,* anatomist in Berlin, 1824–1878]. See *membrane.*

Reiter's disease (ri'terz). See under *disease*

rejuvenescence (re''ju-ven-es'ens) [L. *re-* again + *juvenes'cere* to become young]. A renewal of youth or of strength.

relapsable (re-lap'sa-bl). Liable to relapse.

relapse (re-laps') [L. *relap'sus*]. The return of a disease after its apparent cessation. **intercurrent r.**, a relapse occurring before the temperature has reached a normal level.

relapsing fever (re-lap'sing). See *fever.*

relax (re-laks'). A popular term for diarrhea.

relaxant (re-laks'ant) [L. *relaxa're* to loosen]. 1. Causing a lessening of tension. 2. An agent that lessens tension.

relaxation (re-laks-a'shun). 1. A lessening of tension. 2. A mitigation of pain.

relief (re-lēf') [L. *releva'tio*]. The mitigation or removal of pain or distress.

relieve (re-lēv') [L. *releva're* to lighten]. To mitigate or remove pain or distress; to give relief to.

religiosus (re-lij-e-o'sus) [L.]. The rectus superior oculi.

reluxation (re-luks-a'shun). Same as *redislocation*.

Remak's band, fibers, ganglion, plexus, etc. (ra-maks') [Robert *Remak*, German neurologist, 1815–1865]. See *band, fiber, ganglion, plexus,* etc.

Remak's reflex, sign, type (ra-maks') [Ernest Julius *Remak*, German neurologist, 1849–1911]. See *reflex, sign,* and *type.*

remedial (re-me'de-al) [L. *remedia'lis*]. Curative; acting as a remedy.

remedy (rem'ed-e) [L. *reme'dium*]. Anything that cures, palliates, or prevents disease. **concordant r's,** a homeopathic term for remedies of similar action, but of dissimilar origin. **Durande's r.,** a remedy for gall-stones: essence of turpentine, 10 parts; sulphuric ether, 15 parts. **Ehrlich-Hata r.** See *salvarsan.* **inimic r's,** a homeopathic term for remedies whose actions are antagonistic. **tissue-r's,** the twelve remedies which, according to the biochemic school of homeopathy, form the mineral bases of the body.

Remijia (re-mij'e-ah). A genus of rubiaceous shrubs. *R. pedunculata* and *R. purdieana* furnish cuprea bark and the derivatives of cuprein.

remineralization (re-min"er-al-iz-a'shun). The restoration of mineral elements, as to the human body.

remission (re-mish'un) [L. *remis'sio*]. A diminution or abatement of the symptoms of a disease; also the period during which such diminution occurs. **Legroux's r's,** long remissions which sometimes occur during the course of pulmonary tuberculosis.

remittence (re-mit'ens). Temporary abatement, without actual cessation, of symptoms.

remittent (re-mit'ent) [L. *remit'tere* to send back]. 1. Having periods of abatement and of exacerbation. 2. A fever characterized by remissions. See *fever.*

ren (ren), pl. *re'nes*. Latin for *kidney.* **r. mo'bilis,** movable kidney.

renaden (ren'ad-en) [L. *ren* kidney + Gr. *ἀδήν* gland]. A therapeutic extract of the kidneys of animals used in chronic diseases of the kidney. Daily dose, 90–120 gr. (6–8 gm.).

renadesin (ren-ad-e'sin). A proprietary styptic and anesthetic ointment containing adrenalin and benzamin lactate.

renaglandin (ren-ag-lan'din). A preparation of the suprarenal glands: used as a hemostatic.

renal (re'nal) [L. *rena'lis*]. Pertaining to the kidney.

renatone (ren'at-ōn). A proprietary preparation of digitalis, triticum, buchu, etc.: used as a diuretic and urinary disinfectant.

Renaut's layer (ren-ōz') [Joseph Louis *Renaut*, French physician, 1844–1917]. See under *layer.*

renculin (ren'ku-lin). An albuminoid said to exist in the suprarenal bodies.

renculus (ren'ku-lus). Reniculus.

Rendu's method, tremor (ron-dooz') [Henri Jules Louis Marie *Rendu*, French physician, 1844–1902]. See *method* and *tremor.*

renes (re'nēz). A therapeutic extract of the kidneys of pigs or sheep.

renicapsule (ren'e-kap-sūl) [L. *ren* kidney + *cap'sula* capsule]. A suprarenal capsule.

renicardiac (ren-e-kar'de-ak) [*renal* + *cardiac*]. Pertaining to the kidneys and heart.

reniculus (ren-ik'u-lus), pl. *renic'uli*. One of the lobules composing the kidney, and consisting of a pyramid and its inclosing cortical substance.

reniform (ren'if-orm) [L. *ren* kidney + *for'ma* form]. Shaped like a kidney.

renin (ren'in). A therapeutic extract prepared from the kidneys of animals.

reniportal (ren-e-pōr'tal) [L. *ren* kidney + *por'ta* gate]. Pertaining to the portal system of the kidneys.

renipuncture (ren'e-punkt-yur) [L. *ren* kidney + *punctu'ra* puncture]. Surgical incision or puncture of the capsule of the kidney: done for relief of albuminuric pain.

rennet (ren'et). The dairyman's name for an extract of calves' stomachs. It contains rennin and is used for curdling the milk in cheese making.

rennin (ren'in). The milk-curdling ferment found chiefly in the gastric juice, but occurring also in pancreatic juice, the testis, and other organs, as well as in plants. Called also *chymosin.*

renninogen (ren-in'o-jen). The proenzyme existing in the gastric glands, which, after secretion, is converted into rennin. Called also *prorennin, prochymosin, chymosinogen,* and *pexinogen.*

renninum (ren-i'num). Rennin.

rennogen (ren'o-jen). See *renninogen.*

renocutaneous (re"no-ku-ta'ne-us). Pertaining to the kidneys and skin.

renoform (ren'o-form). A hemostatic in nasal surgery prepared from the adrenals.

renogastric (re-no-gas'trik). Pertaining to the kidney and stomach.

renography (re-nog'raf-e) [L. *ren* kidney + Gr. *γράφειν* to write]. The study of the kidney by radiography.

reno-intestinal (re"no-in-tes'tin-al). Pertaining to the kidney and intestine.

renopulmonary (re-no-pul'mon-a-re). Pertaining to the kidney and lung.

renunculus (re-nung'ku-lus). Same as *reniculus.*

reoxidation (re-oks-id-a'shun). The act of taking up oxygen again, as the hemoglobin of the blood.

Rep. Abbreviation for L. *repeta'tur,* let it be repeated.

repand (re-pand') [L. *re* back + *pan'dus* bent]. Wrinkled or wavy: said of bacterial cultures.

repellent (re-pel'ent) [L. *repel'lere* to drive back]. 1. Capable of dispersing a swelling. 2. An agent or remedy which causes a swelling or tumor to disappear.

repeller (re-pel'er). An instrument used in labor of animals to push back the fetus until the head and limbs can be properly placed for normal delivery.

repercolation (re"per-ko-la'shun) [L. *re-* again + *percola're* to filter]. A second or repeated percolation with the same materials.

repercussion (re-per-kush'un) [L. *repercus'sio* rebound]. 1. The driving in of an eruption or the scattering of a swelling. 2. Ballottement.

repercussive (re-per-kus'iv). An agent causing repercussion; a repellent.

replantation (re-plan-ta'shun). Same as *reimplantation.*

repletion (re-ple'shun) [L. *reple'tio*]. The condition of being full.

reposition (re-po-zish'un) [L. *reposi'tio*]. Replacement in the normal position.

repositor (re-poz'it-or). An instrument used in returning displaced organs to the normal position.

reproduction (re-pro-duk'shun) [L. *re-* again + *produc'tio* production]. The production of offspring by organized bodies. **asexual r.,** reproduction which takes place without the union of individual or germ cells of two different sexes. It includes cell division, budding, fission, spore formation, and parthenogenesis. **cytogenic r.,** reproduction in which the new individual proceeds from a single germ cell or zygote. **sexual r.,** reproduction by means of ova and spermatozoa or by the fusion of the nuclei of two cells. **somatic r.,** reproduction in which the new individual proceeds from a multicellular fragment produced by fission or budding.

reproductive (re-pro-duk'tiv). Subserving or pertaining to the production of offspring.

repullulation (re-pul-u-la'shun). Renewed growth by sprouting.

repulsion (re-pul'shun) [L. *re-* back + *pel'lere* to drive]. The act of driving apart or away; a force which tends to drive two bodies apart. It is the opposite of attraction.

resacetin (re-sas'e-tin). A derivative of oxyphenylacetic acid.

resaldol (re-sal'dol). A brown astringent powder, dioxy-benzoyl-ortho-benzoic acid ethyl ester, composed of resorcin and saloform· used as an intestinal antiseptic in diarrhea, leukorrhea, and tuberculosis of the intestine. Dose, 5–15 gr (0.3–1 gm.).

resalgin (re-sal'jin). A substance, antipyrin resorcylate, $(C_{11}H_{12}N_2O_2)_2C_7H_6O_4$, in crystalline needles, derived from antipyrin and potassium β-resorcylate.

resection (re-sek'shun) [L. *resec'tio*]. Excision of a part of an organ; especially, excision of the ends of bones and other structures forming a joint. **submucous r., window r.**, excision of a portion of a deflected nasal septum after first laying back a flap of mucous membrane, which is replaced after the operation.

resene (res'ēn). Any one of a class of resin derivatives.

reserve air (re-zerv'). See *air*.

reserve, alkali. The amount of alkali radical available in the body to neutralize acid; the reservoir of alkali contained in the blood-plasma and blood-corpuscles, as sodium bicarbonate, dipotassium phosphate, and the alkaline salts of protein.

reservoir (rez'er-vwoir). A lymphatic cistern or other cavity for storage. **Pecquet's r.**, the receptaculum chyli. **r. of virus**, the source from which a host becomes parasitized For instance, a person having sexual malarial parasites in his blood is a reservoir of virus.

resident (res'id-ent). Same as *intern*.

residual (re-sid'u-al) [L *resid'uus*]. Remaining or left behind. **r. air.** See *air*.

residue (rez'id-u) [L *resid'uum*, from *re-* back + *sid'ere* to sit]. A remainder, that which remains after the removal of other substances. **cancer r.**, the water-soluble portion of cancer-cells left after splitting off the toxic radicals by heating the cancer-cells in a 2 per cent. solution of sodium hydroxid in absolute alcohol. **typhoid r.**, the substance remaining after treating a pure culture of typhoid bacilli with alcohol, ether, and sodium hydroxid: it is used as a remedy and an immunizing agent in typhoid fever.

residuum (re-zid'u-um) [L.]. A residue or remainder. **r. ru'brum**, desiccated ox-blood· used in anemia. **sporal r.** See *sporenrest*.

resilience (re-sil'e-ens) [L. *resili're* to leap back]. Elasticity; the property of returning to the former shape after compression.

resilient (re-sil'e-ent) [L. *resil'iens*]. Elastic; returning to its proper shape or size after compression or dilatation.

resin (rez'in) [L. *resi'na*]. 1. Any one of a class of inflammable, amorphous vegetable substances of many kinds, obtained from plants and trees. True resins are insoluble in water, but are readily dissolved in alcohol, ether, and volatile oils. The chief resins are common resin, or rosin, Canada pitch, Burgundy pitch, caoutchouc, mastic, and resins of copaiba, japal, guaiac, dammar, ipomœa, and podophyllum. 2. Same as *rosin*. **acaroid r.** (from *Acarois*, a former generic name of the plant producing it), a yellow resin from *Xanthorrhœa has'tilis*, a liliaceous tree of Australia: tonic and stimulant. Dose, 6–12 gr. (0.4–0.8 gm.). **acaroid r., red**, a similar product of *X. austra'lis*. **guaiac r.**, guaiacum. **gum-r.**, any concrete vegetable juice containing resin, gum, a volatile oil, and extractive material.

resina (rez-i'nah). See *resin*.

resineon (rez-in'e-on). A volatile oil distilled from rosin: antiseptic.

resinoid (rez'in-oid). 1. Resembling a resin. 2. A substance resembling a resin. 3. A dry therapeutic precipitate prepared from a vegetable tincture.

resinol (rez'in-ol). 1. Same as *retinol*. 2. A proprietary antiseptic: used in diseases of the skin and mucous membranes as a local application.

resinotannol (rez''in-o-tan'ol). Any resin alcohol which gives a tannin reaction.

resinous (rez'in-us) [L. *resino'sus*]. Of the nature of a resin.

resistance (re-zis'tans) [L. *resisten'tia*]. The opposition by a conductor to the passage of an electric current. **acid alcohol r.**, the power of a bacterium to resist the action of acid and alcohol. **r.-coil**, a coil of wire in a circuit placed there to increase the resistance. **essential r., internal r.**, resistance to a galvanic current which resides in the cells of a battery. **external r., extraordinary r.**, that which pertains to that part of the circuit which is outside of the battery-cell or cells. **peripheral r.**, the resistance to the passage of the blood through the small blood-vessels, especially the capillaries. **vital r.**, the resistance of the individual to the untoward affects of bacteria, infections, fatigue, etc.

resol (re'sol). A proprietary wood-tar and potash-soap preparation. disinfectant.

resoldol (re-sol'dol). A condensation-product of saloform and resorcinol. It is insoluble in water and acids, but freely soluble in alkalis· used as an intestinal tonic and astringent. Dose, 5–15 gr. (0.333–1 gm).

resolution (rez-o-lu'shun) [L. *resolu'tio*]. The subsidence of an inflammation; the softening and disappearance of a swelling.

resolve (re-zolv') [L. *resol'vere*]. 1. To restore to the normal state after some pathologic process 2. To separate a thing into its component parts.

resolvent (re-solv'ent) [L. *resol'vens* dissolving]. 1. Promoting resolution or the dissipation of a pathologic growth. 2. An agent that causes resolution.

resolving power (re-zol'ving). The power of a lens for giving distinct and separate images of the fine details of an object.

resonance (rez'on-ans) [L. *resonan'tia*]. 1. The prolongation and intensification of sound produced by the transmission of its vibrations to a cavity, especially a sound elicited by percussion. Decrease of resonance is called *dulness;* absence of resonance *flatness*. 2. A vocal sound as heard in auscultation. **amphoric r.**, a sound resembling that produced by blowing over the mouth of an empty bottle. **bandbox r.**, the extremely resonant sound elicited by percussion in cases of emphysema of the lungs. **bell-metal r.**, a peculiar sound heard in pneumothorax when a coin placed on the chest-wall is struck by another coin. **cough-r.**, a peculiar auscultatory sound elicited by coughing. **cracked-pot r.**, a peculiar sound elicited by percussion over a pulmonary cavity that communicates with a bronchus. **hydatid r.**, a peculiar sound heard in the combined auscultation and percussion of a hydatid cyst. **osteal r.**, the sound elicited by percussion over a bony structure. **skodaic r.**, increased percussion resonance at the upper part of the chest, with flatness below it. **tympanic r.**, the drum-like reverberation of a cavity filled with air. **tympanitic r.**, the peculiar sound elicited by percussing a tympanitic abdomen. **vesicular r.**, the normal pulmonary resonance. **vesiculotympanic r.**, a resonance partly vesicular and partly tympanic. **vocal r.**, the sound of ordinary speech

as heard through the chest wall. **whispering r.**, the auscultatory sound of whispered words heard through the chest wall. **wooden r.**, vesiculotympanic resonance.

resonant (rez'on-ant). Giving a vibrant sound on percussion.

resonator (rez'on-a-tor). An instrument used to intensify sounds. **Oudin r.**, a device for increasing the tension of an electric current.

resopyrin (res-o-pi'rin). A derivative of resorcin and antipyrin, $C_{11}H_{12}N_2O + C_6H_4(OH_2)$: in minute rhombic crystals.

resorbin (re-sor'bin). A mixture of almond oil, wax, soap, gelatin, and lanolin: used as a demulcent vehicle for drugs that are to be applied by inunction, and also as a basis for ointments.

resorcin (re-zor'sin). A whitish, crystalline diatomic phenol, $C_6H_4(OH)_2$: isomeric with hydroquinon and pyrocatechin, and produced by fusing sodium benzene disulphonate with sodium hydroxid. It is soluble in water, ether, alcohol, chloroform, etc., and is used as an antiseptic and antipyretic, in a 2 per cent. solution for spraying the throat in whooping-cough and hay-fever, and in ointments for skin diseases Dose, 2–10 gr. (0.133–0.666 gm.). **r. monoacetate**, euresol.

resorcinism (re-zor'sin-izm). Chronic poisoning by resorcin.

resorcinoform (re-zor-sin'o-form). A compound of resorcin and formaldehyd, used as an antiseptic.

resorcinol (re-zor'sin-ol). 1. Resorcin. 2. An antiseptic preparation of resorcin and iodoform. used as an antiseptic dressing. **r.-antipyrin.** See *resopyrin*. **hexyl r.** See *hexylresorcinol*. **r.-phthalein.** Same as *fluorescein*.

resorcinum (re-zor-si'num) Resorcin.

resorcylalgin (re-zor-sil-al'jin). Same as *resalgin*.

resorption (re-sorp'shun) [L. *resorbe're* to suck up]. The removal by absorption of excreted matters. In dentistry, the gradual destruction of the dentin and cementum of a tooth root by lytic or phagocytic action.

resorpyrin (re-zor-pi'rin). Resopyrin.

resosalyl (re-so-sal'il). A proprietary antiseptic preparation for use as a gargle, wash, etc.

respirable (res'pir-ab-l). Suitable for respiration.

respiration (res-pir-a'shun) [L. *respira'tio*]. The act or function of breathing; the act by which air is drawn in and expelled from the lungs, including inspiration and expiration. *Inspiration* is performed by the contraction and descent of the diaphragm, elevation of the ribs by contraction of the external intercostal and levatores costarum muscles, by the elevation of the upper ribs by the scaleni and other muscles, and depression of the lower ribs by the muscles of the abdomen. *Expiration* is performed by the recoil of the ribs, which are also drawn in by the internal intercostal muscles, and by the upward forcing of the abdominal contents through the action of the abdominal muscles. Respiration supplies the blood with oxygen, which is taken in on inspiration, and removes from it carbon dioxid, water, and various organic matters, which are given off in expiration. Respiration occurs about seventeen times to the minute, the rate varying between thirteen and twenty-five in health. The quantity of air taken in and expelled by an ordinary respiration (*tidal air*) is 500 c.c. In a forced inspiration additional air (*complemental air*) can be taken in to the amount of about 1500 c.c.; and in forced expiration, about 1500 c.c. of additional air (*supplemental air, reserve air*) can be expelled. About 1600 c.c. of air (*residual air*) remains in the lungs after the fullest possible expiration. The quantity of air that can be expelled after the fullest possible inspiration represents the *vital* or *respiratory capacity*. **abdominal r.**, that which is chiefly kept up by the abdominal muscles and the diaphragm. **absent r.**, that in which the respiratory sounds are suppressed. **accelerated r.**, that which exceeds twenty-five respirations every minute. **amphoric r.**, that which is characterized by amphoric resonance, or a quality like that of the sound produced by blowing over the mouth of an empty jar. It is heard over phthisical or bronchiectatic cavities, in pneumothorax, in compression of lung from effusion. **artificial r.**, that which is maintained by artificial means. Among the methods of making artificial respiration are the following: *Buist's method* is employed in asphyxiation of the newborn, and consists of holding the babe alternately on the stomach and back. *Method of Marshall Hall:* Put the body prone, gently press on the back, then removing the back pressure, turn the body on its side and press a little more, repeating this formula sixteen times every minute. It is known as the method of *prone* or *postural respiration*, or "ready method." *Howard's method:* Place the body supine, with a cushion under the back, so that the head is lower than the abdomen; the arms are held over the head, forcible pressure is made with both hands inward and upward, over the lower ribs, about sixteen times in a minute. *Schäfer's method:* Patient prone with forehead on one of his arms: straddle across patient with knees on either side of his hips, and pass with both hands firmly upon the back over the lower ribs; then raise your body slowly, at the same time relaxing the pressure with your hands. Repeat this forward and backward movement about every five seconds. *Silvester's method:* Patient supine. The arms are pulled firmly over the head to raise the ribs, and kept there until air ceases to enter the chest. The arms are brought down to the chest, and are pressed against it for a second or so after air ceases to escape. This formula is repeated sixteen times in a minute. **Biot's r.** See *meningitic r.* **Bouchut's r.**, respiration in which inspiration is shorter than expiration seen in children with bronchopneumonia. **bronchial r.** Same as *tubular r.* **bronchocavernous r.**, that which is intermediate in character between bronchial and cavernous. It is heard over a lung cavity with solidified lung tissue adjacent to it. **bronchovesicular r.**, a variety intermediate between the bronchial and vesicular forms. **cavernous r.**, a respiration marked by a peculiar prolonged hollow resonance, usually due to a cavity in the lung. It is heard in the same conditions as is amphoric respiration. **cerebral r.** Same as *Corrigan's r.* **Cheyne-Stokes r.**, a type characterized by rhythmic variations in intensity—occurring in cycles. It is seen especially in coma from affection of the nervous centers. Each cycle consists of a gradual decrease in the intensity of the respiratory movements, followed by total cessation for a space of from five to forty seconds this in turn is followed by gradual increase of respiratory movements until they reach a maximum and become dyspneic in character. **cog-wheel r.**, a form with a peculiar jerky inspiration; breathing in which the expiratory and inspiratory sounds are not continuous, but are split into two or more separate sounds. Called also *interrupted r.* **Corrigan's r.**, a shallow and frequent blowing respiration in a low fever. **costal r.**, that which is performed mainly by the rib muscles. **cutaneous r.**, the exhalation of vapors and absorption of oxygen by the skin. **diaphragmatic r.**, that which is mainly performed by the diaphragm. **diminished r.**, that in which the respiratory sounds are partly suppressed. **divided r.**, respiration marked by a pause between the inspiratory and expiratory sounds heard on auscultation in emphysema. **forced r.**, that which takes in more air than is needed. **granular r.**, a vesicular respiration, giving a sound as if the air were passing through a tube with an uneven surface. **harsh**

r. Same as *bronchovesicular r.* **indefinite r.**, a respiratory sound so feeble or so confused that it is difficult to assign to it a definite character. **internal r.** See *tissue r.* **interrupted r.**, that in which the sounds are not continuous. **jerky r.** Same as *cog-wheel r.* **Kussmaul's r.**, air hunger. See under *hunger*. **labored r.**, that which is performed with difficulty. **meningitic r.**, short and rapid breathing interrupted by pauses of ten to thirty seconds; occurring in healthy persons during sleep it has no important significance, but in meningitis it is regarded as an unfavorable sign. **metamorphosing r.** Same as *bronchocavernous r.* **nervous r.** Same as *cerebral r.* **physiologic r.** Same as *metabolism.* **puerile r.**, that in which the breathing-sounds are more intense than those of normal adult respiration and resemble those of childhood. **rude r.** Same as *bronchovesicular r.* **Seitz's metamorphosing r.**, a variety of bronchial respiration consisting of an inspiratory murmur, beginning as a tubular bronchial sound and ending as either a cavernous or an amphoric tone. **slow r.**, that in which there are less than twelve respirations in each minute. **stertorous r.**, that which is accompanied by abnormal snoring sounds. **supplementary r** Same as *puerile. r.* **thoracic r.**, respiration performed by the intercostal and other thoracic muscles. Cf. *abdominal r.* **tissue r.**, the exchange of gases between the tissues and the blood. **tubular r.**, that which has high-pitched sounds, not unlike those made by blowing through a tube. It is heard in phthisical and pneumonic consolidation of lung, compression of lung, and sometimes over lung infiltrated with morbid growth. **vesicular r.**, the natural breathing of a sound and healthy adult person. **vesiculocavernous r.**, cavernous respiration with a vesicular quality. It indicates a cavity surrounded by healthy lung tissue. **vicarious r.**, increased action in one lung when that of the other lung is diminished. **wavy r.** Same as *cog-wheel r.*

respirator (res'pi-rā-tor). An apparatus to qualify the air that is breathed through it.

respiratory (res'pi-rā-tō-re) [L. *re-* again + *spira're* to breathe]. Pertaining to respiration.

respirazone (res-pīr-a'zōn). A proprietary remedy for asthma, hay-fever, and croup.

respirometer (res-pir-om'et-er). An instrument for determining the character of the respiratory movements.

respiton (res'pit-on). A preparation of asclepias and berberis, used in skin diseases and catarrhal conditions.

response (res-pons') [L. *respon'sum* answer]. An action or movement due to the application of a stimulus.

rest (rest). 1. Repose after exertion. 2. A fragment of embryonic tissue that has been retained within the adult organism; called also *embryonal, epithelial,* and *fetal r.* **adrenal r.** Same as *suprarenal r.* **r.-cure**, the treatment of disease by prolonged rest, chiefly in bed, with isolation, full diet, massage, and electricity. **embryonal r., epithelial r., fetal r.** See *rest* (2d def.). **occlusal r.**, a metallic part extending from a partial denture which engages on the whole or a part of the occlusal surface of a tooth to aid in supporting the denture. **suprarenal r.**, an accessory suprarenal body; a suprarenal exclave.

rest-atom. See under *atom.*

restbacillus (rest-bas-il'us). Tubercle bacillus after removal of the portions that are soluble in water, a 10 per cent. salt solution, alcohol, and ether.

restbite (rest'bīt). The occlusion of the teeth when the jaw is at rest.

rest-cure. See *Weir-Mitchell treatment,* under *treatment.*

restibrachium (res-te-bra'ke-um), pl. *restibra'chia* [L. *res'tis* rope + *bra'chium* arm]. A restiform body: an inferior peduncle of the cerebellum. Called also *myelobrachium.*

restiform (res'tif-orm) [L. *res'tis* rope + *for'ma* form]. Shaped like a rope. See under *body.*

restis (res'tis), pl. *res'tes* [L. "rope"]. Same as *restibrachium.*

restitu'tio ad in'tegrum [L.]. Complete return to health.

restitution (res-tit-u'shun) [L. *restitu'tio*]. 1. An act or process of restoration. 2. The rotation of the presenting part of the fetus outside of the vagina.

restonal (res'to-nal). A proprietary stimulant antipyretic and analgesic.

restoration (res-to-ra'shun). 1. A return to health. 2. Replacement in the normal position.

restorative (res-to'ra-tiv). 1. Promoting a return to health or to consciousness. 2. A remedy that aids in restoring health, vigor, or consciousness.

restraint (re-strānt'). The forcible confinement of a violently insane person. **chemic r.**, the quieting of a violently insane person by means of narcotics.

resublimed (re-sub-līmd'). Subjected to repeated processes of sublimation.

resultant (re-zul'tant). Any one of the products of a chemical reaction.

resupination (re"su-pin-a'shun) [L. *resupina're* to turn on the back]. 1. The act of turning upon the back or dorsum. 2. The position of one lying upon the back.

resuscitation (re"sus-it-a'shun) [L *resuscita'tio*]. The restoration to life or consciousness of one apparently dead.

retainer (re-tān'er). In dentistry, an appliance for retaining in place teeth whose malposition has been adjusted.

retamin (ret'am-in). An alkaloid, $C_{15}H_{26}N_2O$, from the bark and twigs of *Ret'ama sphærocarp'a.*

retardation (re-tar-da'shun) Delay, hindrance. **psychomotor r.**, underactivity of both mind and body. **r. of thought**, delay in thinking in which either the process of thought is set in motion slowly (*initial r.*), or the thought or action once having started is performed slowly (*executive r.*).

retching (ret'shing). A strong involuntary effort to vomit; vomiturition.

rete (re'te), pl. *re'tia* [L. "net"]. A net or meshwork of nerve-fibers, and especially of vessels **acromial r.**, a rete under the deltoid muscle which establishes a communication between the acromial artery and the posterior circumflex and suprascapular arteries. **articular r.**, a rete vasculosum in or around a joint. **bipolar r.**, a rete mirabile, whose vessels reunite into a single trunk. **carpal r., anterior** and **posterior**, two retia formed by the anterior and posterior carpal arteries and other nearby arteries. **epidermal r.**, the rete mucosum. **r. halle'ri.** Same as *r. testis.* **r. malpig'hii**, the rete mucosum. **r. mirab'ile**, a network of anastomosing blood-vessels, chiefly from a single trunk. When the vessels remain separate, it is called *unipolar r. mirabile;* when they reunite to form a single trunk, *bipolar r. mirabile.* **r. mirab'ile conjuga'tum, r. mirab'ile gem'inum**, a plexus of arteries and veins together. **r. mirab'ile sim'plex**, a plexus of arteries only, or of veins only. **r. muco'sum**, the innermost layer of the epidermis. See under *skin.* **r. na'si**, a venous plexus in the inferior turbinated bone. **neural r., anterior** and **posterior**, any one of a series of arterial plexuses within the spinal canal situated ventrad and dorsad of the cord, and communicating above and below with the spinal arteries. **r. olec'rani**, a meshwork formed by branches of four or more arteries near the olecranon. **patellar r.** 1. A network

of arterial branches which surrounds the patella, coming from the various arteries of the knee. 2. A venous plexus which also surrounds the patella. **r. tes'tis** [B N A], the network made up of the vasa recta in the mediastinum testis. **unipolar r.**, a rete mirabile whose vessels do not reunite into a single trunk. **r. vasculo'sum** [B N A], a network of vessels formed by anastomoses between small arteries just before they become capillaries. **r. veno'sum dor'si pe'dis**, a venous plexus of the dorsum of the foot, communicating with the superficial venous arch.

retention (re-ten'shun) [L. *reten'tio*]. The persistent keeping within the body of matters normally excreted.

retial (re'te-al). Pertaining to or of the nature of a rete.

reticula (re-tik'u-lah) [L. "a little net"]. A fibrous network connected with the lateral edge of the posterior gray horn of the cord.

reticular (re-tik'u-lar) [L. *reticula'ris*]. Pertaining to or resembling a net.

reticulated (re-tik'u-la-ted). Same as *reticular*.

reticulin (re-tik'u-lin). An albuminoid substance from the connective fibers of reticular tissue.

reticulitis (re-tik-u-li'tis). Inflammation of the reticulum of a ruminant animal.

reticulocyte (re-tik'u-lo-sīt) [*reticulum* + Gr. *κύτος* cell]. A red blood-cell showing a reticulum under vital staining.

reticulocytosis (re-tik''u-lo-si-to'sis). Reticulosis.

reticulo-endothelial system (re-tik''u-lo-en-do-the'le-al). See *endothelial system*, under *system*.

reticulosis (re-tik-u-lo'sis). A condition in which the blood contains more than the normal percentage of reticulocytes.

reticulum (re-tik'u-lum), pl. *retic'ula* [L. dim. of *re'te* net]. 1. A network, especially a protoplasmic network of cells or of their nuclei. 2. The second division of the stomach of a ruminant animal. **Ebner's r.**, a network of cells in the seminiferous tubules.

retiform (ret'if-orm) [L. *retifor'mis; re'te* net + *for'ma* form]. Resembling a network.

retina (ret'in-ah) [L.]. The innermost tunic and perceptive structure of the eye, formed by the expansion of the optic nerve, and covering the back part of the eye as far as the ora serrata. It consists of ten layers, named, from within outward, as follows: (1) The membrana limitans interna; (2) the nerve-fiber layer; (3) the layer of ganglion-cells; (4) the inner molecular, or plexiform, layer; (5) the inner nuclear layer; (6) the outer molecular, or plexiform, layer; (7) the outer nuclear layer; (8) the membrana limitans externa; (9) the layer of rods and cones (called also *Jacob's membrane* and *bacillary layer*); and (10) the pigmentary layer. This last layer consists of pigmented epithelial cells, and is continued forward over the inner surface of the ciliary body, and is known as the *pars cilia'ris ret'inæ*. The various layers are connected transversely by fibers of connective tissue (*sustentacular fibers of Müller*). The layer of rods and cones forms the percipient element of the retina and is connected by nerve-fibers with the nerve-fiber layer, which join to form the optic nerve. In the center of the posterior part of the retina is the *mac'ula lu'tea*, the most sensitive portion of the retina; and in the center of the macula lutea is a depression, the *fov'ea centra'lis*, from which the rods are absent. About $\frac{1}{10}$ inch inside the fovea is the point of entrance of the optic nerve and its central artery (*central artery of the retina*). At this point the retina is incomplete and forms the *blind spot*. **coarctate r.**, a funnel-shaped condition of the retina caused by a fluid exudation between the retina and the choroid. **leopard r.**, a retina of a variegated or mottled appearance, due to retinitis pigmentosa. **lower r.**, the lower half of the retina. **nasal r.**, the nasal half of the retina. **shot-silk r.**, an opalescent effect, as of changeable silk, sometimes seen in the retinas of young persons. **temporal r.**, the outer half of the retina. **tigroid r.**, the striped or spotted retina of retinitis pigmentosa. **upper r.**, the upper half of the retina.



Section of retina of the eye (Hill).

retinaculum (ret-in-ak'u-lum), pl. *retinac'ula* [L. "halter"]. 1. A structure which retains an organ or tissue in its place. 2. A tenaculum for operations on hernia. **Barry's r.**, any one of a set of filaments within the graafian follicles. **r. cap'sulæ articula'ris cox'æ**, one of the longitudinal folds of the cervical portion of the capsular ligament of the hip. **r. cu'tis.** 1. One of the bands of connective tissue attaching the corium to the subcutaneous tissue. 2. One of the folds of skin around a joint. **r. of the ileocecal valve**, a ridge on the internal surface of the cecum at either end of the opening of the ileocecal valve. **r. ligamen'ti arcua'ti**, a short external lateral ligament of the knee-joint. **r. morgag'ni**, a ridge formed by the coming together of segments of the ileocecal valve. Called also *r. of ileocecal valve*. **r. peroneo'rum infe'rius**, a band across the peroneal tendons on the outside of the calcaneum. **r. peroneo'rum supe'rius**, the external annular ligament of the ankle. **r. ten'dinum**, an annular ligament of the ankle or wrist. **Weitbrecht's r.**, any one of a set of ligaments attached to the great trochanter.

retinal (ret'in-al). Pertaining to the retina.

retinitis (ret-in-i'tis). Inflammation of the retina. It is marked by impairment of sight, perversion of vision, edema, and exudation into the retina, and occasionally by hemorrhages into the retina. **r. albuminu'rica**, that which is associated with kidney disease. **apoplectic r.**, that which is characterized by extravasations of blood within the retina. **circinate r.**, a form characterized by brilliant white spots arranged in a wreath-like form near the macula or disk. **diabetic r.**, retinitis occurring in diabetes. **gravidic r.**, retinitis occurring along with the albuminuria of pregnancy. **r. hæmorrha'gica**, retinitis marked by profuse retinal hemorrhage. **Jacobson's r.**, syphilitic retinitis. **Jensen's r.**, retinochoroiditis juxtapapillaris. **leukemic r.**, a variety seen in leukemia, and marked by hemorrhage and paleness of the retina. Called also *splenic r.* **metastatic r.**, retinitis caused by the location of septic emboli in the retinal vessels. **r. pigmento'sa**, a form marked by progressive retinal sclerosis with pigmentation and atrophy. It is attended by contraction of the field of vision and hemeralopia. There are star-shaped de-

posits of pigment in the retina, and the retinal vessels become obliterated. **proliferating r.**, a form attended with the development of dense masses of connective tissue, which extend from the retina into the vitreous. **r. puncta'ta albes'cens**, a variety characterized by the presence of minute white spots in the fundus. **punctate r.**, a form marked by the presence of a number of white or yellowish spots scattered over the fundus. **serous r.**, simple inflammation of the superficial layers of the retina. **solar r.**, retinitis due to exposure to sunlight. **splenic r.** See *leukemic r.* **striate r.**, a form marked by the presence of gray or yellowish streaks just back of the retinal vessels. **suppurative r.**, retinitis due to pyemic infection.

retinoblastoma (ret"in-o-blas-to'mah). A tumor arising from retinal germ cells.

retinochoroid (ret"in-o-ko'roid). Pertaining to the retina and the choroid.

retinochoroiditis (ret"in-o-ko-roid-i'tis). Inflammation of the retina and choroid. **r. juxtapapilla'ris**, a condition seen in young healthy subjects marked by a small inflammatory area on the fundus close to the papilla. Called also *Jensen's retinitis*.

retinocystoma (ret"in-o-sis-to'mah). Glioma of the retina.

retinoid (ret'in-oid). 1. Resembling the retina. 2. [Gr. *ῥητίνη* resin + *εἶδος* form]. Resembling a resin.

retinol (ret'in-ol). A liquid hydrocarbon, $C_{20}H_{32}$, obtained by distilling pitch or resin. It is a solvent and antiseptic, and has been used in gonorrhea. Dose, 8 min. (0.5 c.c.). Called also *rosinol* and *codol*.

retinopapillitis (ret"in-o-pap-il-i'tis). Inflammation of the retina and the optic papilla.

retinoscope (ret'in-o-skōp). An instrument for performing retinoscopy.

retinoscopy (ret-in-os'ko-pe) [*retina* + Gr. *σκοπεῖν* to examine]. Skiascopy; determination of the refractive state of the eye by observing the movements of lights and shadows across the pupil when light is thrown onto the retina from a moving mirror. Called also *shadow-test*.

retort (re-tort') [L. *retor'ta* bent back]. A long-necked globular vessel used in distillation.

retractile (re-trak'til) [L. *retrac'tilis*]. Susceptible of being drawn back.

retraction (re-trak'shun) [L. *retrac'tio*, from *re-* back + *tra'here* to draw]. The act of drawing back; the condition of being drawn back.

retractor (re-trak'tor) [L.]. 1. An instrument for drawing back the edges of a wound. 2. Any retractile muscle. See *muscles, table of*. **Emmet's r.**, a self-retaining vaginal speculum.

retrad (re'trad) [L. *re'tro* backward]. Toward a posterior or dorsal part.

retrahens aurem (ret'ra-henz aw'rem) [L. "drawing back the ear"]. See *muscles, table of*.

retrenchment (re-trensh'ment). A procedure in plastic surgery consisting in the removal of redundant tissue and the production of cicatricial contraction.

retro- [L. *re'tro* backward]. A suffix signifying backward.

retro-auricular (re"tro-aw-rik'u-lar). Situated behind the auricle.

retrobronchial (re-tro-brong'ke-al). Behind the bronchi.

retrobuccal (re-tro-buk'al). Pertaining to the back part of the mouth.

retrobulbar (re-tro-bul'bar) [L. *re'tro* back + *bul'bus* bulb]. Situated or occurring behind the pons or behind the eyeball.

retrocardiac (re-tro-kar'de-ak). Behind the heart.

retrocatheterism (ret"ro-kath'e-ter-izm). Passing of a catheter through a suprapubic opening downward through the urethra to the external meatus.

retrocecal (re-tro-se'kal). Behind the cecum.

retrocedent (re-tro-se'dent) [L. *retroce'dens* going back]. 1. Going back, or returning. 2. Disappearing from the surface and affecting some interior organ.

retrocervical (re-tro-ser'vik-al). Behind the cervix uteri.

retrocession (re-tro-sesh'un) [L. *retroces'sio*]. 1. A going backward. 2. The translation of a disease from the surface to some interior organ.

retroclavicular (re-tro-klav-ik'u-lar). Behind the clavicle.

retroclusion (re-tro-klu'zhun) [L. *re'tro* back + *clau'dere* to close]. Closure of a bleeding artery by means of a pin passed over, behind, and under the vessel.

retrocolic (re-tro-kol'ik). Behind the colon.

retrocollic (re-tro-kol'lik) [L. *re'tro* backward + *col'lum* neck]. Pertaining to the back of the neck.

retrocollis (re-tro-kol'lis) [L. *re'tro* backward + *col'lis* neck]. Spasmodic wry-neck in which the head is drawn directly backward.

retrocursive (ret-ro-ker'siv) [L. *ret'ro* back + *curro* to run]. Marked by stepping backward, as retrocursive epilepsy.

retrodeviation (re"tro-de-ve-a'shun). A general term inclusive of retroversion, retroflexion, retroposition, etc.

retrodisplacement (re"tro-dis-plās'ment). A backward displacement.

retrodural (ret-ro-du'ral). Behind the dura mater.

retro-esophageal (re"tro-es-of-a'je-al). Situated or occurring behind the esophagus.

retroflexed (re'tro-flekst) [L. *re'tro* backward + *flex'us* bent]. Bent backward; in a state of retroflexion.

retroflexion (re-tro-flek'shun) [L. *retroflex'io*]. The bending of an organ so that its top is thrust back

retrogasserian (ret-ro-gas-e're-an). Pertaining to the posterior root of the gasserian ganglion, as retrogasserian neurotomy.

retrograde (re'tro-grād) [L. *re'tro* backward + *gra'di* to go]. Going backward; retracing a former course; catabolic **r. embolism**, embolism in which the embolus has passed in a direction opposite to that of the blood-stream.

retrography (re-trog'raf-e) [L. *re'tro* backward + Gr. *γράφειν* to write]. Same as *mirror-writing*.

retrogression (ret-ro-gresh'un) [L. *re'tro* backward + *gra'di* to walk]. 1. Degeneration. 2. Catabolism.

retro-infection (ret-ro-in-fek'shun). Infection of the mother by the fetus in utero.

retro-insular (re-tro-in'su-lar) [L. *re'tro* backward + *insu'la* island]. Situated or occurring behind the insula.

retro-iridian (re"tro-i-rid'e-an). Behind the iris.

retrojection (re-tro-jek'shun) [L. *re'tro* backward + *ja'cere* to throw]. The washing out of a cavity by an injected fluid.

retrojector (re-tro-jek'tor). An instrument used in washing out the uterus.

retrolabyrinthine (ret"ro-lab-er-in'thēn). Behind the labyrinth of the ear.

retrolingual (re-tro-ling'wal). Behind the tongue.

retromammary (re-tro-mam'a-re) [L. *re'tro* back + *mam'ma* breast]. Situated or occurring behind the mammary gland.

retromandibular (ret"ro-man-dib'u-lar). Behind the mandible or lower jaw.

retromastoid (re-tro-mas'toid). Situated behind the mastoid process.

retromorphosis (re"tro-mor-fo'sis) [L. *re'tro* backward + Gr. *μόρφη* form]. Retrograde metamorphosis.

retronasal (re-tro-na'zal) [L. *re'tro* behind + *na'sus* nose]. Situated or occurring behind the nose.

retro-ocular (re-tro-ok'u-lar) [L. *re'tro* back + *oc'ulus* eye]. Situated or occurring behind the eye.

retroperitoneal (re"tro-per-it-o-ne'al) [L. *re'tro* back + *peritoneum*]. Situated behind the peritoneum.

retroperitoneum (re"tro-per-it-o-ne'um). The retroperitoneal space.

retroperitonitis (re"tro-per-it-o-ni'tis). Inflammation in the retroperitoneal space.

retropharyngeal (re"tro-far-in'je-al) [L. *re'tro* back + *pharyngeal*]. Situated or occurring behind the pharynx.

retropharyngitis (re"tro-far-in-ji'tis). Inflammation of the posterior part of the pharynx.

retropharynx (re-tro-far'inks). The posterior part of the pharynx.

retropituitol (ret"ro-pit-u'it-ol). A proprietary fluid extract from the posterior lobes of the pituitary glands of young oxen.

retroplacental (re"tro-pla-sen'tal). Situated or occurring behind the placenta.

retroplasia (re"tro-pla'se-ah) [L. *re'tro* backward + Gr. *πλάσις* formation] Retrograde metaplasia, degeneration of a tissue or cell into a more primitive type.

retroposed (re-tro-pōzd') [L *re'tro* backward + *pos'itus* placed]. Displaced backward.

retroposition (re"tro-po-zish'un). 1. Backward displacement. 2. Reposition.

retropulsion (re-tro-pul'shun) [L. *re'tro* back + *pel'lere* to drive]. 1. A driving back, as of the fetal head in labor. 2. A tendency to walk backward, as in some cases of locomotor ataxia.

retrorectal (re-tro-rek'tal). Behind the rectum.

retrospection (re-tro-spek'shun) [L. *re'tro* backward + *spic'ere* to look]. Morbid exercise of the memory.

retrostalsis (re-tro-stal'sis). Reversed or backward peristaltic action.

retrosternal (re-tro-ster'nal) [L. *re'tro* back + *sternum*]. Situated or occurring behind the sternum.

retrosymphyseal (re"tro-sim-fiz'e-al). Behind the symphysis.

retrotarsal (re-tro-tar'sal). Situated behind the tarsus of the eye.

retro-uterine (re-tro-u'ter-in) [L. *re'tro* back + *u'terus* womb]. Situated or occurring behind the uterus.

retrovaccination (re"tro-vak-sin-a'shun). The inoculation of a heifer with vaccine virus from a human subject; also vaccination with virus obtained from a cow which has been previously thus inoculated.

retrovaccine (ret-ro-vak'sēn). Vaccine virus obtained by inoculating a calf with vaccine virus from a human subject.

retroversioflexion (re"tro-ver-se-o-flek'shun). Retroversion combined with retroflexion.

retroversion (re-tro-ver'shun) [L. *retrover'sio; re'tro* back + *ver'sio* turning]. The tipping of an entire organ backward.

retroverted (re-tro-ver'ted). In a condition of retroversion.

retrusion (re-tru'zhun) [L. *reback* + *tru'dere* to shove]. Malposition of a tooth in which it occupies a position posterior to the line of occlusion.

Retzius's cavity, fibers, ligament, space, veins, etc. (ret'ze-us) [Anders Adolf *Retzius*, Swedish anatomist, 1796–1860]. See the nouns.

Retzius's foramen, striæ (ret'ze-us) [Magnus Gustav *Retzius*, Swedish histologist, 1842–1919]. See *foramen* and *stria*.

reunient (re-ūn'yent) [L. *re-* again + *uni're* to unite]. Effecting the union of divided parts.

reuniol (re-u'ne-ol). An alcohol from oil of geranium, especially from a kind brought from the island of Réunion. It has a rose-like odor.

Reuss's test (rois'ez). See under *tests*.

revaccination (re"vak-sin-a'shun). A second vaccination.

revellent (re-vel'ent) [L. *re-* back + *vel'lere* to draw]. Causing revulsion; revulsive.

Reverdin's operation (ra-vehr-danz') [Jacques Louis *Reverdin*, surgeon at Geneva, 1842–1908]. See *operation*.

reversion (re-ver'shun) [L. *re-* back + *ver'sio* turning] In genetics, inheritance from some remote ancestor of a character which has not been manifest for several generations. Cf *atavism*.

revertose (re-ver'tōs). A disaccharid formed by the action of maltase on very concentrated solutions of glucose.

Revilliod's sign (ra-ve-yōz') [Henri *Revilloids* contemporary Swiss physician]. See under *sign*.

revivescence (re-vi-ves'ens) [L. *revives'cere* to revive] 1. The renewal of vital activities. 2. The reappearance of a local (cutaneous) reaction on the subcutaneous administration of tuberculin to a patient who has previously had a diagnostic (cutaneous) tuberculin test. Called also *recurrent reaction*

revivification (re-viv"if-ik-a'shun) [L. *re-* again + *vi'vus* alive + *fa'cere* to make]. The paring or refreshing of diseased surfaces to promote their union.

revolute (rev'o-lūt). Turned back or curled back.

revulsant (re-vul'sant) [L. *revul'sans*]. Same as *revulsive*.

révulseur (re-vul-ser') [Fr.]. An instrument used in the performance of baunscheidtism.

revulsion (re-vul'shun) [L. *revul'sio;* from *re-* back + *vel'lere* to draw]. The derivation of blood from a diseased part to another part.

revulsive (re-vul'siv) [L. *re-* back + *vel'lere* to pull]. 1 Effecting a revulsion. 2. A derivative agent or medicine.

rexotan (rek'so-tan). Methylene-tannin-urea, used in intestinal catarrh.

R. F. A. Abbreviation for *right fronto-anterior* position of the fetus.

R. F. P. An abbreviation for *right frontoposterior* position of the fetus.

Rh. The chemical symbol of *rhodium*.

rhabditic (rab-dit'ik) Pertaining to Rhabditis.

Rhabditis (rab-di'tis) [Gr. *ῥάβδος* rod]. A genus of minute nematode worms of the family Anguillulidæ, living mostly in damp earth, but occasionally found in man. **R. genita'lis** sometimes occurs in the urinary organs. **R. hom'inis**, a viviparous parasite found in the feces of school children in Korea. **R. intestina'lis** and **R. niel'lyi** also infest the human subject. **R. pel'lis**, a species once found in the vagina.

rhabdium (rab'de-um) [Gr. *ῥάβδος* rod]. A voluntary muscle-fiber.

rhabdoid (rab'doid) [Gr. *ῥάβδος* rod + *εἶδος* form]. Rod-shaped.

rhabdomyoblastoma (rab"do-mi"o-blas-to'mah) [Gr. *ῥάβδος* rod + *μυς* muscle + *βλάστος* cell + *ωμα* tumor]. A tumor the cells of which tend to differentiate into striated muscle-cells.

rhabdomyochondroma (rab"do-mi"o-kon-dro'-mah). A mixed chondroma and rhabdomyoma.

rhabdomyoma (rab"do-mi-o'mah) [Gr. *ῥάβδος* rod + *myoma*]. A myoma composed of striated muscular fibers: called also *myoma striocellulare*.

rhabdomyomyxoma (rab"do-mi"o-mik-so'mah). A myxoma and rhabdomyoma.

rhabdomyosarcoma (rab"do-mi"o-sar-ko'mah). A combined sarcoma and rhabdomyoma.

rhabdonema (rab-do'ne-mah). Same as *rhabditis*.

rhabdophobia (rab-do-fo'be-ah) [Gr. *ῥαβδος* rod + *φόβος* fear]. Morbid dread of a stick or of a beating.

rhachialgia (ra-ke-al'je-ah), and other words in **rhach-**. See *rachialgia*, etc.

rhachisan (ra'ke-san). A proprietary food for rickets, made of cod-liver oil, iodin, lecithin-nuclein, manna, etc.

rhacoma (ra-ko'mah) [Gr. *ῥακόειν* to rend]. 1. An excoriation or rent of the skin. 2. A pendulous scrotum.

rhæbocrania (re-bo-kra'ne-ah) [Gr. *ῥαιβός* crooked + *κρανίον* skull]. Torticollis, or wry-neck.

rhæboscelia (re-bo-se'le-ah) [Gr. *ῥαιβός* crooked + *σκέλος* leg]. Bow-leg, or knock-knee.

rhæbosis, rhebosis (re-bo'sis) [Gr. *ῥαιβός* crooked]. Crookedness of the legs or of any normally straight part.

rhagades (rag'ad-ēz) [Gr. pl. of *ῥαγάς* rent]. Clefts, chaps, or excoriations in the skin, especially those of the anus.

rhagadiform (rag-ad'if-orm) [Gr. *ῥαγάς* rent + L. *for'ma* shape]. Fissured; containing cracks.

rhagiocrin (raj'e-o-krin). A clasmatocyte.

Rham. cat. Abbreviation for *Rham'nus cathar'tica*.

rhamnin (ram'nin). A proprietary fluidextract of *Rham'nus fran'gula:* it is aperient.

rhamnose (ram'nōs). A methylpentose, $CH_3(CHOH)_4CHO$, sometimes found in the urine; it is dextrorotatory.

rhamnosid (ram'no-sid). A glucosid which on hydrolysis yields rhamnose.

rhamnoxanthin (ram-no-zan'thin). A crystalline principle from *Rham'nus fran'gula:* said to be identical with cascarin.

Rhamnus (ram'nus) [L.; Gr. *ῥάμνος*]. A genus of rhamnaceous trees and shrubs, often with a purgative bark and fruit. Among them are *R. cathar'tica*, or buckthorn; *R. purshia'na*, cascara sagrada (q. v.), and *R. fran'gula*. See *cascara sagrada* and *Frangula*. *R. califor'nica*, California buckthorn or coffee-tree is used in rheumatism. *R. cro'ceus* is a species of buckthorn with edible red fruit, the excessive use of which tinges the skin red.

rhaphania (raf-a'ne-ah). See *raphania*.

Rhaphanus (raf'an-us) [L. "radish"]. A genus of cruciferous plants: radishes; also the homeopathic preparation of the root of the black garden radish, *R. sati'va*.

rhaphé (ra'fe). Same as *raphé*.

rhapontic (rah-pon'tik) [Gr. *ῥᾶ* rhubarb + *ποντικόν* Pontic]. 1. Pertaining to rhubarb. 2. Rhubarb.

rhatany (rat'an-e) [Pg. *ratan'hia*]. Same as *Krameria*. **Peruvian r.**, Krameria triandra. **Savanilla r.**, Krameria ixina.

Rhazes (ra'zēs). An Arabian physician, 850–932 A. D., the author of nearly 200 medical writings, most of which have been lost.

rheadin (re'ad-in). A principle, $C_{21}H_{21}NO_6$, from opium.

rheantin (re-an'tin). A proprietary antigonococcic vaccine for inoculation through the gastro-intestinal tract.

rhebocra'nia. See *rhæbocrania*.

rhebosce'lia. See *rhæboscelia*.

rhebo'sis. See *rhæbosis*.

rhegma (reg'mah) [Gr. *ῥῆγμα* rent]. A rupture, rent, or fracture.

rhein (re'in) [L. *rhe'um* rhubarb]. See *chrysophanic acid*, under *acid*.

rhembasmus (rem-baz'mus) [Gr. *ῥεμβασμός*]. 1. Mental wandering or distraction. 2. Wavering or morbid indecision.

rhenium (re'ne-um). A chemical element, atomic number 75, dissolved in solutions of certain minerals.

rheobasis (re-ob'as-is) [Gr. *ῥέος* current + *βάσις* step]. The minimum potential of electric current necessary to produce stimulation (L. Lapicque, 1909).

rheochord (re'o-kord) [Gr. *ῥέος* current + *χορδή* chord]. Same as *rheostat*.

rheometer (re-om'et-er) [Gr. *ῥέος* current + *μέτρον* measure]. 1. See *galvanometer*. 2. An instrument for measuring the velocity of the blood-current.

rheonome (re'o-nōm) [Gr. *ῥέος* current + *νέμειν* to distribute]. An apparatus for determining the effect of irritation on a nerve.

rheophore (re'o-fōr) [Gr. *ῥέος* current + *φόρειν* to carry]. Same as *electrode*.

rheoscope (re'o-skōp) [Gr. *ῥέος* current + *σκοπεῖν* to view]. An instrument for detecting the presence of an electric current.

rheoscopic frog (re-o-skop'ik). See *frog*.

rheostat (re'o-stat) [Gr. *ῥέος* current + *ἱστάναι* to place]. An appliance for regulating the resistance in an electric current.

rheotachygraphy (re"o-tak-ig'raf-e) [Gr. *ῥέος* current + *ταχύς* swift + *γράφειν* to record]. The photographic record of the curve of variation in experiments upon the electromotive action of muscles.

rheotaxis (re-o-tak'sis) [Gr. *ῥέος* current + *τάξις* arrangement]. The phenomenon of a body moving in a direction contrary to the current of the fluid in which it lies.

rheotome (re'o-tōm) [Gr. *ῥέος* current + *τέμνειν* to cut]. A device in a faradic battery for interrupting the current.

rheotrope (re'o-trōp) [Gr. *ῥέος* current + *τρέπειν* to turn]. An instrument for reversing an electric current.

rheotropism (re-ot'ro-pizm) [see *rheotrope*]. Rheotaxis

rhestocythemia, rhæstocythemia (res"to-si-the'me-ah) [Gr. *ῥαίειν* to break, ruin + *κύτος* cell + *αἷμα* blood]. The occurrence of broken-down red corpuscles in the blood.

Rheum (re'um) [L.; Gr. *ῥῆον*]. A genus of cathartic polygonaceous plants. See *rhubarb*.

rheum, rheuma (rūm, rum'ah) [Gr. *ῥεῦμα* flux]. Any watery or catarrhal discharge. **epidemic r.**, influenza. **salt-r.**, eczema.

rheumacilate (ru-mas'il-āt). Methyl salicylate: a proprietary remedy for rheumatism.

rheumagon (ru'mag-on). A proprietary remedy for rheumatism and gout. It contains sodium iodid and phosphate, and is used externally and internally in rheumatism and syphilis. Dose, 30 min. (2 c.c.).

rheumapyra, rheumatopyra (ru-map-i'rah, ru"-mat-o-pi'rah) [Gr. *ῥεῦμα* flux + *πῦρ* fire]. Acute rheumatism; rheumatic fever.

rheumarthritis, rheumarthrosis (ru-mar-thri'tis, ru-mar-thro'sis) [Gr. *ῥεῦμα* flux + *ἄρθρον* joint]. Rheumatism of the joints.

rheumasan (ru'mas-an). A preparation of salicylic acid and superfatted soap: used as an application in gout.

rheumatalgia (ru-mat-al'je-ah) [Gr. *ῥεῦμα* flux + *ἄλγος* pain]. Chronic rheumatic pain.

rheumatic (ru-mat'ik) [Gr. *ῥευματικός*]. Pertaining to or affected with rheumatism.

rheumatin (ru'mat-in). 1. A proprietary antilithic and sorbefacient remedy containing sodium iodid and sodium phosphate. 2. A salicylate of the salicylic acid ester of quinin; a tasteless white

powder, slightly soluble in water, and used in rheumatism. Dose, 15–30 gr. (1–2 gm.). Called also *saloquinin salicylate.*

rheumatisant (ru-mat'iz-ant). A person subject to rheumatism.

rheumatism (ru'mat-izm) [L. *rheumatis'mus;* Gr. *ῥευματισμός*]. A constitutional disease marked by inflammation of the connective-tissue structures of the body, especially the muscles and joints, and attended by pain in the joints or muscles. It is usually recurrent, and is often due to exposure. **apoplectic r.,** rheumatism associated with cerebral apoplexy. **articular r., acute,** an infectious disease of uncertain causation, attended with fever, sour sweat, scanty, high-colored urine containing a large amount of urea, and swelling of the joints from exudation into their cavities and infiltration around them. The symptoms pass from one joint to another, and recurrence is apt to take place. The inflammation may spread to other structures or organs, especially to the heart. Called also *inflammatory r., acute rheumatic arthritis,* and *rheumatic fever.* **articular r., chronic,** a form of chronic joint inflammation attended by moderate pain and producing progressive deformity by a combined hypertrophy and atrophy of cartilage and bone and nodular ossification of the soft structures. Called also *rheumatoid arthritis, arthritis deformans, osteo-arthritis,* and *chronic r.* **Besnier's r.,** chronic arthrosynovitis. **cerebral r.,** acute rheumatic fever marked by chorea, delirium, convulsions, and coma. **gonorrheal r.,** acute articular rheumatism associated with gonorrheal urethritis, and frequently producing ankylosis of the joints. **r. of the heart,** rheumatism affecting the heart, due to spread of acute articular rheumatism, and producing valvular disease. **Heberden's r.,** rheumatism of the finger-joint, marked by the formation of nodosities. **inflammatory r.** See *articular r., acute* **MacLeod's capsular r.,** a rheumatoid arthritis with effusion into the synovial capsules, bursæ, and sheaths. **muscular r.,** a painful affection of the voluntary muscles and their fibrous structures. It may or may not be attended with constitutional symptoms. **nodose r.** 1 Articular rheumatism with the formation of nodules in the region of the joints. 2. Arthritis deformans. **subacute r.,** a mild but obstinately protracted form of rheumatism. **trench r.,** a painful myositis of the back and legs affecting soldiers in the trenches. **tuberculous r.,** an inflammatory state of the joints due to the toxins of tuberculosis. **visceral r.,** that which involves a viscus, more commonly the heart or pericardium.

rheumatismal (ru-mat-iz'mal). Pertaining to or of the nature of rheumatism.

rheumatocelis (ru''mat-o-ke'lis) [*rheumatic* + Gr. *κηλίς* spot]. Purpura rheumatica.

rheumatoid (ru'mat-oid) [Gr. *ῥεῦμα* flux + *εἶδος* form]. Resembling rheumatism. **r. arthritis,** chronic articular rheumatism. See *rheumatism.*

rheumatol (ru'mat-ol). A proprietary liniment for rheumatism

rheumatopyra (ru''mat-o-pi'rah). Same as *rheumapyra.*

rheumatosis (ru-mat-o'sis). Any disorder attributed to rheumatic origin.

rheumic (ru'mik). Pertaining to a rheum or flux.

rhexis (rek'sis) [L.; Gr. *ῥῆξις*]. The rupture of an organ or a vessel

rhigolene (rig'o-lēn) [Gr. *ῥῖγος* cold]. A light, inflammable petroleum distillate composed of butane and other volatile hydrocarbons. It evaporates rapidly, producing a lowering of the temperature of the surface from which it evaporates. It is used as a local freezing anesthetic for minor surgical operations.

rhinal (ri'nal) [Gr. *ῥίς* nose]. Pertaining to the nose.

rhinalgia (ri-nal'je-ah) [Gr. *ῥίς* nose + *ἄλγος* pain]. Pain in the nose.

rhinalgin (ri-nal'jin) [Gr. *ῥίς* nose + *ἄλγος* pain]. An antiseptic and analgesic preparation of alumnol, oil of valerian, menthol, and cocoa-butter: used in affections of the nose and eyes.

rhinalum (ri-nal'um). A proprietary alum preparation for diseases of the nose.

rhincospasm (ring'ko-spazm). A spasmodic snoring during waking hours.

rhinedema, rhinœdema (ri-ne-de'mah) [Gr. *ῥίς* nose + *edema*]. Edema of the nose; dropsy of the nose.

rhinencephalia (ri''nen-sef-a'le-ah) [Gr. *ῥίς* nose + *ἐγκέφαλος* brain]. A monstrosity with a nose like a proboscis.

rhinencephalon (ri-nen-sef'al-on) [Gr. *ῥίς* nose + *ἐγκέφαλος* brain]. The olfactory portion of the brain.

rhinencephalus (ri-nen-sef'al-us). Rhinocephalus.

rhinenchysis (ri-nen'kis-is) [Gr. *ῥίς* nose + *ἐγχεῖν* to pour in]. Injection of a medicinal fluid into the nose.

rhinesthesia (ri-nes-the'ze-ah) [Gr. *ῥίς* nose + *αἴσθησις* sensation]. The sense of smell.

rhineurynter (rin-u-rin'ter) [Gr. *ῥίς* nose + *εὐρύνειν* to widen]. A dilatable rubber bag for distending a nostril.

rhinion (rin'e-on) [Gr. *ῥινίον* nostril]. The lower end of the suture between the nasal bones.

rhinism (ri'nizm) [Gr. *ῥίς* nose]. The so-called nasal quality of voice.

rhinitis (ri-ni'tis) [Gr. *ῥίς* nose]. Inflammation of the mucous membrane of the nose. **acute catarrhal r.,** coryza, or cold in the head; an acute congestion of the mucous membrane of the nose, marked by dryness, followed by increased mucous secretion from the membrane, impeded respiration through the nose, and some pain. **atrophic r.,** a chronic form marked by wasting of the mucous membrane and the glands. **r. caseo'sa,** rhinitis with a caseous, gelatinous, and fetid discharge. **chronic catarrhal r.,** a form characterized by hypertrophy and later by atrophy of the mucous and submucous tissues. **croupous r.** See *fibrinous r.* **fibrinous r.,** a form characterized by the development of a false membrane. Called also *croupous r.* **gangrenous r.,** cancrum nasi. **hypertrophic r.,** a form in which the mucous membrane thickens and swells. **membranous r.,** chronic rhinitis with the formation of a membranous exudate. **pseudomembranous r.,** a form in which the inflamed region is covered with an opaque exudation. **purulent r.,** chronic rhinitis with the formation of pus. **scrofulous r.** Same as *tuberculous r.* **r. sic'ca,** a variety of atrophic rhinitis in which the secretion is entirely absent. **syphilitic r.,** a variety caused by syphilis, and marked by ulceration, caries of the bone, and a fetid discharge. **tuberculous r.,** a variety due to tuberculosis, and attended with ulceration, caries of the bone, and ozena. **vasomotor r.,** hay-fever.

rhino-antritis (ri''no-an-tri'tis) [Gr. *ῥίς* nose + *antrum* + Gr. *-ιτις* inflammation]. Inflammation of the nasal cavity and the antrum of Highmore.

rhinobyon (ri-no'be-on) [Gr. *ῥίς* nose + *βύειν* to plug]. A nasal tampon.

rhinocanthectomy (ri''no-kan-thek'to-me). Same as *rhinommectomy.*

rhinocaul (ri'no-kawl) [Gr. *ῥίς* nose + *καυλός* stalk]. The peduncle of an olfactory bulb.

rhinocele (ri'no-sēl). See *rhinocœle.*

Rhinoceph'alus annula'tus. Same as *Boöphilus bovis.*

rhinocephalus (ri-no-sef'al-us) [Gr. *ῥίς* nose + *κεφαλή* head]. A monster-fetus with a nose like a head.

rhinochiloplasty (ri-no-ki'lo-plas-te) [Gr. *ῥίς* nose + *χεῖλος* lip + *πλάσσειν* to form]. Plastic surgery of the nose and lip.

rhinocleisis (ri-no-kli'sis) [Gr. *ῥίς* nose + *κλεῖσις* closure]. Obstruction of the nasal passages.

rhinocœle (ri'no-sēl) [Gr. *ῥις* nose + *κοιλία* hollow]. The ventricle of the olfactory lobe of the brain.

rhinoculin (ri-nok'u-lin) A proprietary anesthetic ointment for use in hay-fever.

rhinodacryolith (ri-no-dak're-o-lith) [Gr. *ῥίς* nose + *δάκρυον* tear + *λίθος* stone]. A lacrimal concretion in the nasal duct.

rhinodynia (ri-no-din'e-ah) [Gr. *ῥίς* nose + *ὀδύνη* pain]. Pain in the nose.

rhinogenous (ri-noj'en-us) [Gr. *ῥίς* nose + *γεννᾶν* to produce]. Arising in the nose.

rhinokyphectomy (ri''no-ki-fek'to-me) [Gr. *ῥίς* nose + *κύφος* hump + *ἐκτομή* excision]. A rhinoplastic operation for rhinokyphosis by intranasal excision of the kyphosis or hump.

rhinokyphosis (ri''no-ki-fo'sis) [Gr. *ῥίς* nose + *κύφος* hump]. A nose which has a high protruding bridge.

rhinol (ri'nol). A proprietary snuff for hay-fever and coryza, containing borated suprarenin, cocain, and antiseptics.

rhinolalia (ri-no-la'le-ah) [Gr. *ῥίς* nose + *λαλιά* speech] A nasal quality of voice due to some disease or defect of the nasal passages. **r. aper'ta,** that which is caused by undue patency of the posterior nares. **r. clau'sa,** that which is due to undue closure of the nasal passages.

rhinolaryngitis (ri''no-lar-in-ji'tis). Inflammation of the mucous membrane of the nose and larynx.

rhinolaryngology (ri''no-lar-in-gol'o-je) [Gr. *ῥίς* nose + *λάρυγξ* larynx + *λόγος* treatise]. The sum of knowledge concerning the nose and larynx and their diseases.

rhinolin (ri'no-lin). A disinfectant and analgesic proprietary remedy.

rhinolite, rhinolith (ri'no-lit, ri'no-lith) [Gr. *ῥίς* nose + *λίθος* stone]. A nasal stone or concretion.

rhinolithiasis (ri''no-lith-i'as-is) A condition associated with the formation of rhinoliths.

rhinologist (ri-nol'o-jist). An expert in the knowledge and treatment of diseases of the nose.

rhinology (ri-nol'o-je) [Gr. *ῥίς* nose + *λόγος* treatise]. The sum of knowledge regarding the nose and its diseases.

rhinomanometer (ri''no-man-om'et-er) [Gr. *ῥίς* nose + *manometer*]. A manometer for measuring the amount of nasal obstruction.

rhinometaplasty (ri-no-met'ap-las-te). Rhinoplasty.

rhinometer (ri-nom'et-er) [Gr. *ῥίς* nose + *μέτρον* measure]. An instrument for measuring the nose or its cavities.

rhinomiosis (ri''no-mi-o'sis) [Gr. *ῥίς* nose + *μείωσις* diminution]. Operative reduction of the size of the nose.

rhinommectomy (ri-nom-ek'to-me) [Gr. *ῥίς* nose + *ὄμμα* eye + *ἐκτομή* excision]. Excision of the inner canthus of the eye.

rhinonecrosis (ri''no-ne-kro'sis) [Gr. *ῥίς* nose + *necrosis*]. Necrosis of the nasal bones.

rhinopharyngeal (ri''no-far-in'je-al). Same as *nasopharyngeal.*

rhinopharyngitis (ri''no-far-in-ji'tis). Inflammation of the nasopharynx. **r. mu'tilans.** See *gangosa.*

rhinopharyngocele (ri''no-far-ing'o-sēl). A tumor, usually an aërocele, of the nasopharynx.

rhinopharyngolith (ri''no-far-ing'o-lith) [Gr. *ῥίς* nose + *φάρυγξ* pharynx + *λίθος* stone]. Calculus of the nasal pharynx.

rhinopharynx (ri-no-far'inks). Same as *nasopharynx.*

rhinophonia (ri-no-fo'ne-ah) [Gr. *ῥίς* nose + *φωνή* voice]. A nasal twang or quality of voice.

rhinophyma (ri-no-fi'mah) [Gr. *ῥίς* nose + *φῦμα* growth]. A nodular swelling and congestion of the nose.

rhinoplasty (ri'no-plas-te) [Gr. *ῥίς* nose + *πλάσσειν* to form]. The formation of a new nose out of tissue derived from another part. **Carpue's r.,** Indian rhinoplasty. **dactylocostal r.,** the use of the finger and a costal cartilage to furnish material for plastic repair of the nose. **English r.,** that in which a nose is formed out of flaps from the cheeks. **Indian r.,** the formation of a nose from a flap taken from the forehead. **Italian r., tagliacotian r.,** the making of a nose out of the flesh of the arm.

rhinopolypus (ri-no-pol'ip-us) [Gr. *ῥίς* nose + *polypus*]. A nasal polypus.

rhinoptia (ri-nop'she-ah). Internal strabismus.

rhinoreaction (ri-no-re-ak'shun). The nasal tuberculin reaction; an exudation appearing on the nasal mucous membrane after the application thereto of a solution of tuberculin in patients affected with tuberculosis. Called also *Moeller's reaction.*

rhinorrhagia (ri-nor-a'je-ah) [Gr. *ῥίς* nose + *ῥηγνύναι* to burst forth]. Nose-bleed, epistaxis.

rhinorrhaphy (ri-nor'af-e) [Gr. *ῥίς* nose + *ῥαφή* suture]. An operation for epicanthus performed by excising a fold of skin from the nose and closing the opening with sutures.

rhinorrhea, rhinorrhœa (ri-nor-e'ah) [Gr. *ῥίς* nose + *ῥοία* flow] The free discharge of a thin nasal mucus. **cerebrospinal r.,** discharge of cerebrospinal fluid through the nose.

rhinosalpingitis (ri''no-sal-pin-ji'tis) [Gr *ῥίς* nose + *σάλπιγξ* tube + *-ιτις* inflammation]. Inflammation of the nasal mucosa and the eustachian tube.

rhinosclerin (ri-no-skle'rin). A preparation derived from cultures of the bacillus of rhinoscleroma: used in treating that disease.

rhinoscleroma (ri''no-skle-ro'mah) [Gr. *ῥίς* nose + *σκλήρωμα* a hard swelling]. A form of indurated growth of the skin and mucous membrane of the nose. The growth is of the nature of granulation tissue, and forms hard patches or nodules, which tend to increase in size and are painful on pressure. The disease is ascribed to the presence of the *Bacterium rhinoscleromatis.*

rhinoscope (ri'no-skōp) [Gr. *ῥίς* nose + *σκοπεῖν* to view]. A speculum for use in nasal examinations.

rhinoscopic (ri-no-skop'ik). Pertaining to rhinoscopy.

rhinoscopy (ri-nos'ko-pe). The examination of the nasal passages, either through the anterior nares (*anterior r.*) or through the nasopharynx (*posterior r.*). **median r.,** examination of the nasal cavity and the openings of the ethmoid cells, etc., by means of a long nasal speculum.

rhinosporidiosis (ri''no-spo-rid-e-o'sis). The condition produced by Rhinosporidium in the nasal cavity.

Rhinosporid'ium kineal'yi. A sporozoan parasite found in tumors of the septum nasi of natives of India. **R. seebe'ri,** a species which causes a form of nasal polypus.

rhinostegnosis, rhinostenosis (ri''no-steg-no'sis, ri''no-sten-o'sis) [Gr. *ῥίς* nose + *στήγνωσις, στένωσις* obstruction]. Obstruction of a nasal passage.

Rhipicephalus (ri-pis-ef'al-us) [Gr. *ῥιπις* fan + *κεφαλή* head]. A genus of cattle-ticks, species of which are the agents in transmitting the piroplasma of cattle fever and other disease. **R. annula'tus.** Same as *Margaropus annulatus.* **R. appendicula'tus,** the brown tick, transmits the *Piroplas'ma par'vum* of East African Coast fever. **R. bur'sa** transmits the *Piroplas'ma o'vis,* which causes icterohematuria of sheep.

R. sanguin'eus, the brown dog tick, a species found on many domestic animals. It transmits *Piroplasma canis* and *Hæmogregarina*. **R. si'mus**, the black pitted tick, a species which transmits the *Piroplas'ma par'vum* (*Theile'ria par'va*) of East African Coast fever.

rhizagra (ri-zag'rah) [Gr. *ῥίζα* root + *ἄγρα* seizure]. An ancient forceps for the roots of teeth.

Rhizobium (ri-zo'be-um) A genus of bacterial organisms. They are minute, aërobic, motile rods found in nodules on the roots of plants with which they are symbiotic and without which the plants do not thrive. They are able to "fix" atmospheric nitrogen. **R. radicic'ola**, the organism that causes the formation of root nodules on the leguminous plants.

rhizodontropy (ri-zo-don'tro-pe) [Gr. *ῥίζα* root + *ὀδούς* tooth + *τροπή* pivot]. The fixation of an artificial crown upon the natural root of a tooth.

rhizodontrypy (ri-zo-don'trip-e) [Gr. *ῥίζα* root + *ὀδούς* tooth + *τρύπη* hole]. The perforation of the root of a tooth for the discharge of morbid fluids.

Rhizog'lyphus parasit'icus. A mite which lives on the ground in India and causes sore feet.

rhizoid, rhizoidal (ri'zoid, ri-zoi'dal) [Gr. *ῥίζα* a root + *εἶδος* form]. Root-like; resembling a root.

rhizome (ri-zōm') [L. *rhizo'ma*; Gr. *ῥίζωμα* root-stem]. The subterraneous root-stalk of a plant.

rhizomelic (ri-zo-mel'ik) [Gr. *ῥίζα* root + *μέλος* limb]. Pertaining to or involving the hip- and shoulder-joints.

Rhizomu'cor parasit'icus. A parasitic mold found in the sputum of a woman with a disorder resembling phthisis.

rhizoneure (ri'zo-nūr) [Gr. *ῥίζα* root + *νεῦρον* nerve]. A nerve-cell which forms a nerve-root.

rhizoplast (ri'zo-plast) [Gr. *ῥίζα* root + *πλαστός* formed]. The root of the flagellum of a protozoan, extending to the nucleus.

Rhizopoda (ri-zop'o-dah) [Gr. *ῥίζα* root + *πούς* foot]. A subdivision of the *Sarcodi'na*, having lobose or reticulate pseudopodia, and including the amebæ.

Rhizopus (ri-zo'pus). A genus of the Mucoraceæ. **R. ni'ger** has been found in mycosis of the nose, ear, tongue, and lungs.

rhizotomist (ri'zot'o-mist). In Greek medicine, a vagrant gatherer of medicinal herbs and simples.

rhizotomy (ri-zot'o-me) [Gr. *ῥίζα* root + *τομή* a cut]. Surgical division of the posterior roots of the spinal nerves for pain or paralysis. Called also *Dana's operation*.

rhodagen (ro'da-jen). See *rodagen*.

rhodallin (ro-dal'in). Same as *thiosinamin*.

rhodalzid (ro-dal'zid). A proprietary albumin-sulphocyanate preparation: used for treating caries, gout, arteriosclerosis, etc.

rhodamin (ro'dam-in). A dye similar to pyronin, but with a hydroxy-phenyl group attached to the central carbon atom. **r. B**, a tetra-ethyl rhodamin derivative, $(C_2H_5)_2.N.C_5H_3\ OC(C_3H_4.COOH)C_3H_3.N(C_2H_5)_2Cl$. **r. S**, a tetra-ethyl succinein, $(C_2H_5)_2N.C_6H_3OC(C_2H_4.COOH)C_6H_3N(C_2H_5)_2Cl$.

rhodan (ro'dan). A salt of sulphocyanic acid found in the nasal secretion.

rhodane (ro'dān). Sodium rhodanid: used in the pains of tabes, arteriosclerosis, etc.

Rhodesian fever (ro-de'zhan). See under *fever*.

rhodinol (ro'din-ol). A compound, $C_{10}H_{18}O$, forming artificial or synthetic oil of rose.

rhodium (ro'de-um) [Gr. *ῥόδιος* rosy]. A hard and rare metal of the platinum group; atomic weight, 102.9; symbol, Rh; also its homeopathic trituration.

Rhod'nius prolix'us. A South American bug which is capable of transmitting *Trypanosoma cruzi*.

Rhodococcus (ro-do-kok'us) [Gr. *ῥόδον* rose + *coccus*]. A genus of Coccaceæ. They are aërobic, Gram-positive, saprophytic, and produce a red pigment. **R. ag'ilis**, highly motile cocci producing a rosy pigment. **R. cinnaba'reus**, a species that forms a brick-red pigment. **R. ro'seus**, non-motile cocci forming rose-colored pigment.

rhodocyte (ro'do-sīt) [Gr. *ῥόδον* rose + *κύτος* cell]. A red blood-corpuscle.

rhodogenesis (ro-do-jen'es-is) [Gr. *ῥόδον* rose + *γένεσις* production]. The restoration of the purple tint to rhodopsin after it has become bleached by the action of light.

rhodophane (ro'do-fān) [Gr. *ῥόδον* rose + *φανός* bright]. A red pigment, or chromophane, from the retinal cones of birds and fishes.

rhodophylactic (ro"do-fi-lak'tik). Tending to preserve or restore the retinal purple; pertaining to rhodophylaxis.

rhodophylaxis (ro"do-fi-lak'sis) [Gr. *ῥόδον* rose + *φύλαξις* defense]. The supposed property of the retinal epithelium of protecting and increasing the power of the retinal purple to regain its color after bleaching.

rhodopsin (ro-dop'sin) [Gr. *ῥόδον* rose + *ὄψις* vision]. The visual purple: the pigment of the outer segment of the retinal rods.

rhombencephalon (rom-ben-sef'al-on) [Gr. *ῥόμβος* rhomb + *ἐγκέφαλος* brain]. The portion of the brain situated below the isthmus: it includes the medulla oblongata and cerebellum.

rhombo-atloideus (rom"bo-at-loi'de-us). See *muscles, table of*.

rhombocœle (rom'bo-sēl) [Gr. *ῥόμβος* rhomb + *κοιλός* hollow]. The terminal distention of the canal of the spinal cord.

rhomboid (rom'boid) [Gr. *ῥόμβος* rhomb + *εἶδος* form]. Shaped like a rhomb, or kite.

rhomboideus (rom-boid'e-us). See *muscles, table of*.

rhomnol (rom'nol). A proprietary nucleic acid derivative of the thymus gland of the calf: used in tuberculosis, diabetes, neurasthenia, etc.

rhonchal, rhonchial (rong'kal, rong'ke-al). Pertaining to, or of the nature of, a rhonchus.

rhonchus (rong'kus) [L.; Gr. *ῥόγχος* snore]. A rattling in the throat; also a dry, coarse râle in the bronchial tubes, due to a partial obstruction. See *râle*.

rhotacism (ro'tas-izm) [Gr. *ῥωτακίζειν* to misuse the letter *r*]. The incorrect use or overuse of *r*-sounds, stammering.

rhotanium (ro-ta'ne-um). A gold-palladium alloy said to possess the same physical qualities as platinum.

rhubarb (ru'barb) [L. *rhabar'barum* wild rhubarb; Gr. *ῥᾶ* rhubarb]. The purgative and astringent root of *Rhe'um officina'le* (also called rhubarb) and of several other species of the same genus. Rhubarb contains chrysophanic acid, tannic acid, and other principles. It is laxative, cholagogue, astringent, and a gastric tonic, and is used in constipation from intestinal indigestion, diarrhea, and hemorrhoids. Dose of drug (*rheum*) in substance, 2–30 gr. (0.133–2 gm.); of extract, 5–15 gr. (0.333–1 gm.); of fluidextract, 15–45 min. (1–3 c.c.); of syrup, also of aromatic syrup, 1–fl.dr. (4–16 c.c.); of tincture, 1–8 dr. (4–32 c.c.); of aromatic tincture, 30–75 min. (2–5 c.c.); of sweet tincture (*tinctu'ra rhe'i dul'cis*), 1–4 fl.dr. (4–15 c.c.); of wine, 1–2 fl.dr. (4–8 c.c.); of *mistu'ra rhei et so'dæ*, 1 dr.–1 oz. (4–30 c.c.); of compound pill (containing also aloes and myrrh), 2 pills; of *pulvis rhe'i compos'itus* (Gregory's powder), 20–60 gr. (1.33–4 gm.).

Rhuphos (ru'fos). A physician of Ephesus who practised at the beginning of the second century

A. D. He wrote numerous works, of which but few have survived.

Rhus (rus) [L., gen. *rho'is*]. A genus of anacardiaceous trees and shrubs, many of them poisonous. **R. aromat'ica**, a shrub of North America, is tonic and stimulant in incontinence of urine and hematuria. Dose of fluidextract of root-bark, 5–30 min. (0.3–2 c.c.); of solid extract, 1–5 gr. (0.066–0.333 gm.). **R. diversilo'ba** is poison oak. **R. gla'bra**, sumac, a non-poisonous species, is astringent and refrigerant, and is used in aphthæ and pharyngitis. Dose of fluidextract, 30–60 min. (2–4 c.c.). **R. toxicoden'dron**, or poison-ivy, a poisonous species of sumac. The leaves or juice, when applied to the skin, cause a severe dermatitis and internal poisoning used principally for rheumatism and in homeopathic practice. Dose of fluidextract, $\frac{1}{10}$–1 min. (0.006–0.066 c.c.); of tincture, 1–6 min. (0.066–0.4 c.c.). **R. venena'ta**, swamp-sumac, or poison-sumac, is poisonous. **R. vernicif'era** is the poisonous lacquer plant of Japan and China.

rhusin (ru'sin). A powdered concentration prepared from the bark of *Rhus gla'bra:* astringent. Dose, 1–2 gr. (0.06–0.13 gm.).

rhyostomaturia (ri"o-sto-mat-u're-ah) [Gr. *ῥυάς* fluid + *στόμα* mouth + *οὖρον* urine]. The excretion of urinary elements by the salivary glands.

rhyparia (ri-pa're-ah) [Gr. *ῥυπαρία* filth]. Sordes; also filth.

rhypophagy (ri-pof'aj-e) [Gr. *ῥύπος* filth + *φαγεῖν* to eat]. The eating of filth.

rhypophobia (ri-po-fo'be-ah) [Gr. *ῥύπος* filth + *φόβος* fear]. Morbid dread of filth; rupophobia.

rhythm (rithm) [L. *rhythmus;* Gr. *ῥυθμός*]. A measured movement; the recurrence of a motion at regular intervals. **cantering r.**, a heart rhythm resembling the cantering of a horse. It is marked by the occurrence of a third sound between the normal heart-sounds. Called also *bruit de galop* and *Traube's murmur.* **coupled r.**, an abnormal relation between the pulse and heart-beat in which every other beat of the heart produces no pulse at the wrist. **gallop r.**, cantering rhythm. **idioventricular r.**, an automatic rhythm developed in the ventricles of the heart in complete heart-block. **nodal r.**, heart rhythm initiated by the auriculoventricular node of the heart. **pendulum r.**, alternation in the rhythm of the heart-sounds in which the diastolic sound is equal in time, character, and loudness to the systolic sound, the beat of the heart resembling the tick of a watch. It is indicative of commencing weakness of the heart. **reversed r.**, a condition of cardiac rhythm in which the ventricular beat immediately precedes the auricular beat. **sinus r.**, normal heart rhythm originating in the sino-auricular node. **ventricular r.**, the ventricular contractions which occur in cases of complete heart-block.

rhythmeur (rith-mer'). A device for making rhythmic interruptions of the current in an *x*-ray machine.

rhythmic (rith'mik). Characterized by rhythm.

rhythmophone (rith'mo-fōn) [Gr. *ῥυθμός* rhythm + *φωνή* voice]. An instrument for magnifying the sounds of the heart-beat.

rhythmotherapy (rith-mo-ther'ap-e) [Gr. *ῥυθμός* rhythm + *θεραπεία* treatment]. The use of rhythm in treating disease, as the beating of time in treating stammering.

rhytidectomy (rit-id-ek'to-me) [Gr. *ῥυτίς* wrinkle + *ἐκτομή* excision]. Excision of wrinkles; a plastic operation for the removal of wrinkles.

rhytidosis (rit-id-o'sis) [Gr. *ῥυτίδωσις*; *ῥυτίς* wrinkle]. A wrinkling of the cornea; one of the signs of approaching death.

rib (rib) [L. *cos'ta*]. Any one of the twenty-four bones, each of which extends from a vertebra to or toward the sternum. The vertebral extremity of a rib is called the *head;* the contracted part which adjoins it forms the *neck;* at the back of the rib is the *tubercle;* farther outward the bone bends forward, producing the *angle,* from which proceeds the *body,* which passes forward and downward to the sternal extremity. **cervical r.**, a supernumerary rib occurring in the cervical region. **false r's**, the five lower ribs on either side, so called because they are not directly connected with the sternum. **floating r.**, a rib of either of the two lowest pairs, connected only with the vertebræ. **slipping r.**, abnormal mobility of the lower intercostal joint. **Stiller's r.**, a preternaturally movable tenth rib. **true r's**, the seven upper ribs on either side, which are connected with the vertebræ and the sternum. Called also *vertebrosternal r's.* **typhoid r.**, osteomyelitis of a rib occurring as a sequel of typhoid fever. **vertebral r.** Same as *floating r.* **vertebrocostal r's**, the three false ribs connected with the vertebræ and the costal cartilages. **vertebrosternal r's.** See *true r's.* **Zahn's r's.** See *lines of Zahn.*

Ribbert's theory (rib'erts) [Moritz Wilhelm Hugo *Ribbert,* German pathologist, 1855–1920]. See *theory.*

Ribera's method (re-ba'rahz) [José *Ribera* y Sans, Spanish surgeon, 1853–1912]. See *method.*

Ribes's ganglion (rēbz) [François *Ribes,* French surgeon, 1800–1864]. See *ganglion.*

ribose (ri'bōs). An aldo-pentose, $CH_2OH(CHOH)_3CHO$. It is a constituent of some of the nucleic acids and may sometimes be found in the urine.

rice (rīs). The cereal plant, *Ory'za sati'va;* also its seed or grain. The grain consists mainly of starch, and is used as a food and a dusting-powder.

rice-body. See *corpus oryzoideum.*

rice-water stools. See under *cholera.*

Richardson's sign (ritsh'ard-sunz) [Sir Benjamin Ward *Richardson,* London physician, 1828–1896]. See *sign.*

Richet's aneurysm (re-shāz) [Didier Dominique Alfred *Richet,* French surgeon, 1816–1891]. A fusiform aneurysm.

Richet's bandage, fascia (re-shāz') [C. Robert *Richet,* French physiologist, born 1850]. See *bandage, fascia.*

Richter's hernia (rish'terz) [August Gottlob *Richter,* surgeon in Gottingen, 1742–1812]. See *hernia.*

ricin (ri'sin) [L. *ric'inus* castor-oil plant]. 1. A poisonous principle or phytotoxin from the seed of the castor-oil plant, *Ric'inus commu'nis* It resembles the bacterial toxins in that injection into animals causes the production of an antitoxin. 2. A proprietary castor-oil preparation.

ricinin (ris'in-in). A crystallizable alkaloid, $CH_3O(CN)C_5H_2ON.CH_3$, from the seeds of the castor-oil plant.

Ricinus (ris'in-us) [L. "tick"]. A genus of euphorbiaceous plants. The seeds of *R. commu'nis,* or castor-oil plant, afford castor oil (*o'leum ric'ini*). See *castor oil,* under *oil.* The leaves of the castor-oil plant are galactagogue. Dose of fluidextract, 60 min. (4 c.c.). A proprietary purgative fluidextract of the seeds is also prepared. Dose, 15–60 min. (1–4 c.c.).

rickets (rik'ets) [L. *rachi'tis* (q. v.): originally a distinct word, but now assimilated in meaning to the English word]. A constitutional disease of infancy (Glisson, 1650) in which the bones become soft and flexible from retarded ossification, due to deficiency of calcium salts. The disease is marked by bending and distortion of the bones under muscular action, by the formation of nodular enlargements on the ends and sides of the bones, by delayed closure of the fontanels, pain in the muscles, sweating of the head, and degeneration of the liver and spleen. There are often nervous affections, feverishness, convulsions, etc. Cold

pressed cod-liver oil and sunlight seem to have specific curative properties in rickets. **acute r.**, infantile scurvy. **adult r.**, a disease resembling rickets affecting adults. **fat r.**, a form in which the infant is plump and seems well nourished. **fetal r.** See *achondroplasia*. **hemorrhagic r.**, infantile scurvy. See *scurvy*. **late r.**, adult rickets. **lean r.**, rickets with wasting and progressive emaciation. **scurvy r.**, infantile scurvy. **tardy r.**, a disease of adults somewhat like rickets.

Ricketts's organism (rik'ets) [Howard Taylor *Ricketts*, American pathologist, 1871–1910]. See *Rickettsia* and *organism*.

Rickettsia (rik-et'se-ah) [Howard Taylor *Ricketts*]. A group of bacteria-like microorganisms which are parasitic in the arthropods, highly adapted to their hosts, and are grown with difficulty on artificial media. Some are thought to be pathogenic. **R. corroden'tia** is found extracellularly in the stomach of the dust louse (Psocidæ) and is not known to be pathogenic. **R. ctenoceph'ali**, a form found in the celomic fluid of the cat flea (*Ctenocephalus felis*). **R. kai'ro**, a form found in Egypt in lice. Probably not pathogenic. **R. lectula'ria**, a non-pathogenic form resembling R. prowazeki, found in the bedbug (*Cimex lectularius*). **R. meloph'agi**, a form found extracellularly in the intestine of the sheep louse or tick (Melophagus ovinus). It is not pathogenic and has been cultivated on glucose blood-agar. **R. nippon'ica**, an organism which may possibly be the cause of tsutsugamuchi disease. **R. pedic'uli**, a general term for the extracellular forms found in lice. **R. prowazek'i** is found in the epithelial cells of the digestive tract of lice which have bitten typhus fever patients. It is regarded as the possible cause of typhus fever. **R. quinta'na**, an organism found extracellularly in the intestine of lice which have bitten trench fever patients and regarded as the possible cause of trench fever. **R. ricket'tsi.** Same as *Dermacentronexus rickettsi*. **R. ro'cha li'mæ**, a form found intracellularly in the intestine of lice. Probably not pathogenic. **R. ruminan'tium**, the causative organism of heartwater disease of sheep. **R. trichodec'tæ**, a form found in the louse, *Trichodectes pilosus*. **R. wolhyn'ica.** Same as *R. quintana*.

rickety (rik'et-e). Affected with rickets.

Ricord's chancre (re-korz') [Philippe *Ricord*, French physician, 1800–1889]. See *chancre*.

rictal (rik'tal). Pertaining to a fissure.

rictus (rik'tus) [L.]. A fissure or cleft; also a gaping, as of the mouth.

Rideal-Walker coefficient (rid'e-al-waw'ker) [Samuel *Rideal*, English chemist, born 1863; J. F. Ainslie *Walker*, contemporary English chemist]. See under *coefficient*.

Ridell's operation (rid'elz). See under *operation*.

riders' bone (ri'derz). See under *bone*. **r. tendon.** See under *tendon*.

ridge (rij). A crest or elevated border. **basal r.**, a U-shaped ridge at the base of the posterior surface of the crown of a tooth; called also *cingulum*. **bicipital r's**, the edges of the bicipital groove. **buccocervical r.**, a ridge in the buccal surface of a deciduous molar tooth near the cervix. **buccogingival r.**, a ridge on the buccal surface of a deciduous molar tooth. **deltoid r.** Same as *crest, deltoid*. **dental r's**, the projecting borders of the dental groove. **epicondylic r's**, the two ridges dividing the anterior and posterior faces of the humerus, starting from the condyles. **gastrocnemial r.**, a ridge on the posterior surface of the femur for the attachment of the gastrocnemius muscles. **gluteal r.**, a ridge on the anterior surface of the femur for the attachment of the gluteus maximus muscle. **interosseous r.**, a ridge along the entire length of the inner surface of the fibula. **linguogingival r.**, a ridge on the lingual surface of the incisor and canine teeth near the gums. **marginal r's**, the ridges on the outer margins of the occlusal surfaces of molars or bicuspid teeth. **mylohyoid r.**, mylohyoid line. See *line*. **oblique r.**, the ridge running obliquely across the occlusal surface of upper molar teeth. **pectoral r.**, the external bicipital ridge. **pronator r.**, the ridge on the anterior surface of the ulna, which marks the extent of the attachment of the pronator quadratus. **pterygoid r.**, a ridge at the angle of junction of the temporal and infratemporal surface of the great wing of the sphenoid bone. **superciliary r.**, **supra-orbital r.**, the prominence of the frontal bone over the supra-orbital arch. **supplemental r.**, an abnormal ridge on the surface of a tooth. **supracondylar r.** Same as *epicondylic r.* **tentorial r.**, a ridge on the upper inner surface of the cranium to which the tentorium is attached. **transverse r.**, a transverse ridge extending across the occlusal surface of a molar tooth. **trapezoid r.**, an oblique ridge on the superior surface of the clavicle for the attachment of the trapezoid ligament. **triangular r.**, a ridge on the occlusal surface of a molar tooth from the point of a cusp to the center of the crown. **wolffian r.**, a prominence in the embryo which develops into the wolffian body.

ridgel, ridgil (rid'gel, -gil). Ridgling.

ridgling (rij'ling). A man or animal with one testicle removed.

Ridley's sinus (rid'lēz) [Henry *Ridley*, English anatomist, 1653–1708]. See *sinus*.

Riedel's disease, lobe (re'delz) [Bernhard Moritz Carl Ludwig *Riedel*, surgeon in Jena, 1846–1916]. See under *disease* and *lobe*.

Rieder's cells (re'derz) [Hermann *Rieder*, German pathologist, born 1858]. Polymorphonuclear lymphoidocytes.

Riegel's pulse, symptom, test-meal (re'gelz) [Franz *Riegel*, German physician, born 1843–1904]. See *pulse, symptom*, and *test-meal*.

Riga's disease (re'gahz) [Antonio *Riga*, Italian physician]. See under *disease*.

Rigal's suture (re-galz') [Joseph Jean Antoine *Rigal*, French surgeon, 1797–1865]. See *suture*.

Riggs's disease (rigz) [John M. *Riggs*, American dentist, 1810–1885]. See *disease*.

rigidity (rij-id'it-e) [L. *rigid'itas; rig'idus* stiff]. Stiffness or inflexibility, chiefly that which is abnormal or morbid. **anatomic r.**, rigidity of the cervix uteri in labor, without pathologic condition of the cervix, so that it dilates to only a limited extent, beyond which uterine contractions are of no avail. **cadaveric r.**, rigor mortis. **cerebellar r.**, stiffness of the body and limbs, due to a lesion of the middle lobe of the cerebellum. **clasp-knife r.**, spastic extension of the leg with a motion like that of a clasp-knife. **decerebrate r.**, a condition of marked tonus in the extensor muscles of an animal in which the cerebrum has been cut across, resulting in a rigid state of the body. **hemiplegic r.**, rigidity of the paralyzed limbs in hemiplegia. **pathologic r.**, rigidity of the cervix uteri in labor from some disease. **postmortem r.**, rigor mortis. **spasmodic r.**, rigidity of the cervix uteri due to spasmodic contraction.

rigor (ri'gor) [L.]. 1. A chill. 2. Rigidity. **acid r.**, coagulation of the protein of muscle produced by acids. **heat r.**, rigidity of muscles induced by heat. **r. mor'tis**, the rigidity or stiffening which follows after death, due to coagulation of the muscle-plasm. **r. nervo'rum**, tetanus. **r. tre'mens**, paralysis agitans. **water r.**, a condition of rigor in a muscle caused by immersing it in water.

rima (ri'mah) [L. pl. *ri'mæ*]. A crack, chink, or fissure. **r. cornea'lis** [B N A], corneal cleft. See *cleft*. **r. glot'tidis** [B N A], the chink between the vocal cords. **r. o'ris** [B N A], the opening of the mouth. **r. palpebra'rum** [B N A], the slit between the eyelids. **r. puden'di** [B N A],

the space between the labia majora. **r. respirato'ria**, the space behind the arytenoid cartilages. **r. vestib'ulæ** [B N A], the false glottis. **r. voca'lis**, rima glottidis.

rimal (ri'mal). Pertaining to a rima.

rimmose (rim'ōs) [L. *ri'ma* crack]. Marked by cracks and fissures.

rimula (rim'u-lah), pl. *rim'ulæ* [L.]. A minute fissure, especially of the cord or brain.

rinderpest (rint'er-pest) [Ger. *Rinder* cattle + *pest* plague]. The cattle-plague. See under *plague*.

Rindersuche (rint'er-soosh-e) [Ger.]. Hemorrhagic septicemia in cattle.

Rindfleisch's cells, folds (rint'flīsh-ez) [Georg Eduard *Rindfleisch*, German physician, born 1836]. See *cell* and *fold*.

ring (ring) [L. *an'nulus*]. Any circular or annular organ or area. In chemistry, a collection of atoms arranged in a ring. **Abbe's r's**, catgut rings for supporting the ends of intestine to be stitched together. **abdominal r., external**, an opening in the aponeurosis of the external oblique muscle for the spermatic cord or for the round ligament. **abdominal r., internal**, an aperture in the transverse fascia for the spermatic cord or for the round ligament. **auricular r.**, the ring surrounding the opening between the auricle and ventricle of the primitive vertebrate heart. It is represented in the mammalian heart by the auriculoventricular node. **Bandl's r.**, a ring-shaped thickening of the uterus during labor, just above the internal os, and marking the lower limit of the contractile portion of the uterus. **benzene-r.** (Kekulé, 1865), the closed hexagon of carbon atoms in benzene (C_6H_6), from which the different benzene compounds are derived by replacement of the hydrogen atoms. **Brokaw r.**, a ring of rubber tubing threaded with catgut strands and employed in intestinal anastomosis. **bronchial r's**, the cartilaginous rings of the bronchi. **Cabot's r's.** See *Cabot's ring-bodies*, under *body*. **Cannon's r.**, a tonic contraction ring often visible in the right half of the transverse colon. **carbocyclic r.** See *carbocyclic*. **ciliary r.**, a ring of tissue in front of the ora serrata, comprising part of the ciliary body, and giving attachment to the ciliary processes and muscle. **conjunctival r.**, a ring at the junction of the cornea with the conjunctiva. **contraction-r.** Same as *Bandl's r.* **coronary r.** See *coronary cushion*, under *cushion*. **crural r.** Same as *femoral r.* **Döllinger's r.**, an elastic ring around the circumference of the cornea formed by a thickening of Descemet's membrane **femoral r.**, the abdominal opening of the femoral canal, normally closed by the crural septum and peritoneum. Called also *crural r.* **glaucomatous r.**, a light yellowish ring around the optic disk in glaucoma, indicating atrophy of the choroid. **heterocyclic r.** See *heterocyclic*. **homocyclic r.**, a chemical ring in which all the members are atoms of the same element. **inguinal r.** Same as *abdominal r.* **isocyclic r.** See *isocyclic*. **Löwe's r.**, a ring in the visual field caused by the macula lutea. **Lower's r's**, the rings of tendon around the four orifices of the heart. **Lusk's r.**, Bandl's ring. **lymphoid r.**, the ring-like series of lymphoid tissue formed by the lingual, faucial, and pharyngeal tonsil. **Maxwell's r.**, a ring resembling Löwe's, but smaller and fainter. **mitroaortic r.**, a band of muscle surrounding both the mitral and aortic orifices of the heart in a single ring. **Müller's r.**, a muscular ring surrounding the junction of the cervical canal and the body of the uterus at an advanced stage of pregnancy. **Newton's r's**, the colored rings seen on the surface of thin, transparent membranes, as soap-bubbles, due to chromatic aberration. **Ochsner's r.**, a ring of mucous membrane around the opening of the pancreatic duct. **retraction-r.** Same as *Bandl's r.* **Schröder's r.**, Bandl's ring. **spermatorrheal r.**, a ring worn on the penis to prevent erections. **tympanic r.**, the bony ring forming part of the temporal bone at the time of birth, and developing into the tympanic plate. **umbilical r.**, the aperture in the abdominal wall by which the umbilical cord communicates with the fetus. **Vossius's lenticular r.**, a ring of opacity in the crystalline lens caused by a force which presses the pupillary margin against the lens. **Waldeyer's tonsillar r.**, the ring of adenoid tissue formed by the lingual, pharyngeal, and faucial tonsils.

ring-bone (ring'bōn). A bone-like callus on the pastern bone of a horse, resulting from inflammation. Frequently it extends into the interphalangeal joints, causing lameness. When the joint is not involved, the condition is sometimes called *false ring-bone*. **low r.** See *buttress foot*, under *foot*.

Ringer's mixture or **solution** (ring'erz) [Sydney *Ringer*, English physiologist, 1835–1910]. See *mixture*.

ringolin (ring'o-lin). A preparation of cod-liver oil, glycerin, balsam of Peru, and zinc oxid: used as a vehicle for skin applications.

ringworm (ring'wurm). A contagious disease of the skin of man and domestic animals marked by the formation of ring-shaped pigmented patches covered with vesicles or scales. The disease is due to either of two parasitic fungi, *Microsporon audouini* or a variety of *Trichophyton*. See *tinea*. **black-dotted r.**, a tropical form caused by *Trichophyton tonsurans*. **r. of the body.** See *tinea trichophytina*. **Bowditch Island r.**, tinea imbricata **Burmese r.**, tinea imbricata. **Chinese r.**, tinea imbricata. **crusted r.**, favus. **honey-comb r.**, favus. **hypertrophic r.**, granuloma trichophyticum. **Indian r.**, tinea imbricata. **oriental r.**, tinea imbricata, perhaps also eczema marginatum. **r. of the scalp.** See *tinea tonsurans*. **Tokelau r.**, tinea imbricata.

Rinné's test (rin'ez) [Friedrich Heinrich *Rinné*, German otologist, 1819–1868]. See under *tests*.

riodine (ri'o-dīn). A proprietary 66 per cent. solution in oil of an iodin product of castor oil containing about 17 per cent. of iodin. It is used like other fatty iodin compounds. Dose, 6–18 gr. (0.4–1.2 gm.).

Riolan's muscle, nosegay (re'o-lanz') [Jean *Riolan*, French physician, 1578–1657]. See *muscle, nosegay*.

ripa (ri'pah) [L. "bank"]. A line marking the reflection of the ependyma of the ventricles of the brain over a tela or a plexus.

riparian (ri-pa're-an). Pertaining to the ripa; marginal.

Ripault's sign (re-pōz') [Louis Henry Antoin *Ripault*, French physician, 1807–1856]. See *sign*.

risiccol (ris'ik-ol). A proprietary powder containing 50 per cent. castor oil, 40 per cent. magnesia usta, and 1 per cent. flavoring material.

Risley's prism (riz'lēz) [Samuel D. *Risley*, ophthalmologist in Philadelphia, born 1845]. See under *prism*.

risorius (ri-so're-us) [L.]. See *muscles, table of*.

ristin (ris'tin). Ethyleneglycol monobenzoate: used in scabies.

risus (ri'sus). Latin for *laughter*. **r. cani'nus, r. sardon'icus**, a grinning expression produced by spasm of the facial muscles.

Ritter's disease (rit'erz) [Gottfried *Ritter* von Rittersheim, German physician, 1820–1883]. 1. Dermatitis exfoliativa infantum. 2. Winckle's disease.

Ritter's law, tetanus (rit'erz) [Johann Wilhelm *Ritter*, German physicist, 1776–1810]. See *law* and *tetanus*.

Ritter-Rollet phenomenon (rit'er-ro-lā') [Johann Wilhelm *Ritter*, German physicist, 1776–1810; see *Rollet*]. See under *phenomenon*.

rivalry, retinal (ri'val-re). The apparent alter-

nate displacement of two figures by each other when viewed together, one by each eye.

Rivalta's disease, reaction (re-val'tahz) [Sebastiano *Rivalta*, contemporary Italian veterinarian]. See *disease* and *reaction*.

rivanol (ri'van-ol). A chemical disinfectant, 2-ethoxy-6, 9-diamino-acridine hydrochlorid, $NH_2.C_6H_3(N).C(NH_2).C_6H_3.O.C_2H_5$. It is used in the treatment of wounds infected with and of cellulitis caused by streptococci. Its disinfectant activity is increased by the presence of blood-serum.

Riva-Rocci sphygmomanometer (re-vah-ro'-tshe) [Scipione *Riva-Rocci*, contemporary Italian physician]. See *sphygmomanometer*.

Riverius' pōtion (re-ve're-us). See *Rivière's potion*, under *potion*.

Rivière's potion (re-ve-airz') [Lazare *Rivière*, French physician, 1589–1655]. See under *potion*.

Riviere's sign (riv-ērz') [Clive *Riviere*, British physician, contemporary]. See under *sign*.

Rivini, ducts of (re-ve'ne) [August Quirinus *Rivinus*, anatomist in Leipsic, 1652–1723]. See under *duct*.

rivulose (riv'u-lōs) [L. *ri'vus* brook]. Marked by wavy lines, said of bacterial colonies.

ri'vus lacrima'lis. Same as *lacus lacrimalis*.

rixolin (riks'o-lin). A mixture of oil of camphor and light petroleum.

riziform (riz'if-orm). Resembling grains of rice.

R. M. A. An abbreviation for *right mento-anterior* position of the fetus.

R. M. P. An abbreviation for *right mentoposterior* position of the fetus.

R. N. Abbreviation for *Registered Nurse*. See under *nurse*.

R. O. A. An abbreviation for *right occipito-anterior* position of the fetus.

roach (rōtsh). See *Blatta*.

roaring (rōr'ing). A condition in the horse marked by a rough sound on inspiration and sometimes on expiration. It is due to some obstruction in the respiratory tract or to paralysi sof the vocal cords.

rob (rob). A jelly, confection, or thick syrup, as of mulberries· sometimes variously medicated. **elderberry-r.**, a purgative extract prepared from the fruit of *Sambu'cus ni'gra* and *S. eb'ulus*, elder shrubs of Europe.

Robert's pelvis (rob-airz') [Cesar Alphonse *Robert*, French surgeon, 1801–1862]. See *pelvis*.

Roberts's test (rob'erts) [Sir William *Roberts*, English physician, 1830–1899]. See under *tests*.

Robertson's pupil (rob'ert-sunz). See *Argyll-Robertson* and *pupil*.

robin (ro'bin). A phytotoxin from the bark of *Robin'ia pseudaca'cia*, a locust tree of North America.

Robin's myeloplax (ro-baz') [Charles Philippe *Robin*, French anatomist, 1821–1885]. The osteoclasts.

robinol (ro'bin-ol). A proprietary preparation of glycerophosphates.

Robinson's circle (rob'in-sonz) [Fred Byron *Robinson*, American anatomist, 1857–1910]. See under *circle*.

Robinson's disease (rob'in-sonz) [Andrew R. *Robinson*, dermatologist in New York, 1845–1924]. See *disease*.

Robiquet's paste (rob-e-kaz') [Pierre Jean *Robiquet*, French physician, 1780–1840]. See *paste*.

roboline (rob'o-lin). A proprietary preparation of quinin, strychnin, phosphoric acid, tea, and wild cherry: a stimulant and tonic.

roborant (rob'o-rant) [L. *rob'orans* strengthening]. 1. Conferring strength; strengthening. 2. A proprietary nutrient preparation.

roborin (ro'bor-in) [L. *ro'bor* strength]. A proprietary tonic prepared from beef blood.

Rochelle salt (ro-shel'). Potassium and sodium tartrate, $KOOC(CHOH)_2COONa$.

rod (rod). A straight, slim piece of matter: specifically, one of the rod-like bodies of the retina. **r. bipolars**, bipolar nerve-cells of the inner muscular layer of the retina which are specially connected with the rod visual cells. The bipolar cells connected with the cone element are called *cone bipolars*. **Corti's r's**, rod-like bodies in a double row which form the arches of Corti. **r. ellipsoid**, the outer longitudinally striated portion of the inner rod section. Sometimes called *lenticular body*. **enamel-r's**, the parallel hexagonal prisms forming the enamel of teeth. **r. epithelium**, epithelium the cells of which exhibit a peculiar rod-like striation. **r.-fibers**, the attenuated fiber-like bodies of the rod visual cells which unite the nuclei of the latter, within the outer nuclear layer of the retina, with the retinal rods. **germinal r.**, a sporozoite. **r.-granules**. See under *granule*. **r's of Heidenhain**, the rod-like cells of the renal tubules. **König's r's**, a series of steel bars each of which gives a note of certain pitch when struck. **Maddox r's**, a set of parallel cylindric glass rods used in testing for heterophoria. **Reichmann's r.**, a short ivory rod with circular grooves and intervening projections, like the handle of an ivory knitting needle. It is used in auscultatory percussion of the stomach. The rod is firmly pushed down over the stomach at a right angle to its surface, and is gently stroked with the fingers. The stethoscope is applied over the organ and the pitch observed. When the rod passes beyond the limits of the stomach, a change in pitch occurs. **retinal r's**, highly specialized cylindric neuroepithelial cells containing rhodopsin; with the visual cones they form one of the layers of the retina. **r.-segments**. See under *segment*.

rodagen (ro'daj-en). A preparation of the milk of goats from which the thyroids have been removed: used in exophthalmic goiter.

rodent ulcer (ro'dent). See *ulcer*.

Rodman's operation (rod'manz) [William L. *Rodman*, Philadelphia surgeon, 1854–1916]. See *operation*.

rodonalgia (ro-do-nal'je-ah) [Gr. ῥόδον rose + ἄλγος pain]. Erythromelalgia.

Roederer's ecchymoses, obliquity (ra'der-erz) [Johann Georg *Roederer*, German obstetrician, 1727–1763]. See *ecchymosis* and *obliquity*.

Roentgen rays (rent'gen) [Wilhelm Konrad von *Roentgen*, German physicist, 1845–1923]. See under *ray*.

roentgenism (rent'gen-izm). 1. The therapeutic application of Roentgen rays. 2. The ill effect of the Roentgen rays; disease induced by misuse of Roentgen rays.

roentgenization (rent-gen-iz-a'shun). Exposure or subjection to the action of Roentgen rays.

roentgenize (rent'gen-īz). To apply the Roentgen rays.

roentgenkaters (rent"gen-kah'terz) [Ger.]. See *roentgen intoxication*, under *intoxication*.

roentgenocardiogram (rent"gen-o-kar'de-o-gram). A polygraphic tracing of cardiac pulsation made by the Roentgen rays.

roentgenogram (rent-gen'o-gram). A Roentgen-ray photograph.

roentgenograph (rent'gen-o-graf). 1. A Roentgen-ray photograph. 2. To make a Roentgen-ray photograph.

roentgenography (rent-gen-og'raf-e). Photography by the Roentgen rays.

roentgenologist (rent-gen-ol'o-jist). A physician who devotes himself to diagnosis and treatment by the Roentgen rays.

roentgenology (rent-gen-ol'o-je) [*Roentgen rays* + Gr. λόγος treatise]. The study of the Roentgen rays.

roentgenometer (rent-gen-om'et-er). A skiameter.

roentgenometry (rent-gen-om'et-re). Measurement of the penetrating or therapeutic power of the *x*-rays.

roentgenoscope (rent-gen'o-skōp). A fluoroscope; an apparatus for examining the body by means of the fluorescent screen excited by the Roentgen rays.

roentgenoscopy (rent-gen-os'ko-pe) [*Roentgen rays* + Gr. σκοπεῖν to view]. Examination by means of Roentgen rays; fluoroscopy.

roentgenotherapy (rent-gen-o-ther'ap-e) [*Roentgen rays* + Gr. θεραπεία treatment]. Therapeutic use of the Roentgen rays.

roentgram, roentogram (rent'gram, rent'o-gram). A Roentgen-ray photograph.

roentography (ren-tog'ra-fe). The making of roentgenograms; skiagraphy.

roetheln (ret'eln). See *rotheln*.

Roffo's test (rof'ōz). See under *tests*.

Roger's bacillus (ro-zhāz') [C. A. *Roger*, French physician, born 1860]. See *bacillus*.

Roger's disease, reaction, symptom (ro-zhāz') [Henri Louis *Roger*, French physician, 1811–1892]. See *disease, reaction, symptom*.

Roger-Josué test (ro-zha-zho-zu-a') [H. L. *Roger* and Otto *Josué*, French physician, born 1869]. See *blister test*, under *tests*.

Rogers's sphygmomanometer (roj'erz) [Oscar H. *Rogers*, physician in New York, born 1857]. See *sphygmomanometer*.

roka (ro'kah). A tree of Arabia and Africa, *Trichil'ia emet'ica:* it affords various remedial products.

Rokitansky's disease, tumor, etc. (ro-kit-an'-skēz) [Karl Freiherr von *Rokitansky*, pathologist in Vienna, 1804–1878]. See *disease, tumor*, etc.

rolandic (ro-lan'dik). Described by or named in honor of Luigi *Rolando*, Italian anatomist, 1773–1831, as the rolandic *area, convolution, fissure*, etc. See under *area, convolution, fissure*, etc.

rolandometer (ro-lan-dom'et-er). An instrument for determining the positions of the various fissures of the surface of the brain.

roll-culture (rōl'kult-ūr). See under *culture*.

roll, iliac. A mass shaped like a sausage, located in the left iliac fossa and produced by induration of the walls of the sigmoid fossa. Called also *sigmoid sausage*

roller (rōl'er). A cylinder of cotton, linen, or flannel rolled up for surgeons' or dressers' use. **massage r.,** a proprietary apparatus for use in electric massage.

Roller's central nucleus (rol'lerz) [Christian Friedrich Wilhelm *Roller*, German neurologist, 1802–1878]. See under *nucleus*.

Rollet's chancre (roi-yāz) [Joseph *Rollet*, French physician, 1824–1894]. Mixed chancre.

Rollet's stroma (rol'ets) [Alexander *Rollet*, Austrian physiologist, 1834–1903]. See *stroma*.

Rollier's treatment (rol'yāyz') [A. *Rollier*, Swiss physician]. See under *treatment*.

romanopexy (ro-man'o-pek-se) [L. *roma'num* the sigmoid + Gr. πῆξις fixation]. Sigmoidopexy.

romanoscope (ro-man'o-skōp). A speculum for examining the sigmoid flexure.

Romanovsky's method or **stain** (ro-man-of'-skēz) [Dimitri Leonidov *Romanovsky*, Russian physician, born 1861]. See under *stain*.

Romberg's disease, sign (rom'bergz) [Moritz H. *Romberg*, physician in Berlin, 1795–1873]. See *disease* and *sign*.

Rombergism (rom'berg-izm). Romberg's sign.

Römer's experiment, serum (re'merz) [Paul *Römer*, professor in Greifswald, 1876–1916]. See *experiment* and *serum*.

Rommelaere's sign (rom-el-a-erz') [Guillaume *Rommelaere*, Belgian physician, born 1836]. See *sign*.

rongeur (raw-zhār') [Fr.]. A form of gouge-forceps or nippers.

röntography, etc. See *roentography*, etc.

roof (roof). See *tegmen*.

root (root) [L. *ra'dix*]. 1. The descending axis of a plant or any one of its branches. 2. That portion of an organ (such as a hair or nail) that is buried in the tissues. 3. A nerve-root; the part of a nerve adjacent to the center with which it is connected; in spinal and cranial nerves, the part of the nerve between the cells of origin or termination and the ganglion. **American spikenard r.,** Aralia. **angelica r.,** angelica **anterior r.,** one of two masses of nerve-fibers given off from the spinal cord and uniting to form a spinal nerve composed of motor fibers Called also *motor r.* **beth r.,** Trillium. **blood r.,** sanguinaria. **burdock r.,** Lappa **r.-canal,** the socket of the root of a tooth, a part of an alveolus. **canker r.,** Coptis. **r.-cells,** cells of the nerve-roots. **cowslip r.,** primulin. **Culver's r.,** leptandra **deadly nightshade r.,** belladonna. **dorsal r.** See *posterior r.* **East India r.,** Galangal. **facial r.,** the root of the facial nerve, consisting of fibers from the nucleus of the facial to the facial colliculus and thence to the ventral surface of the lower portion of the pons **ink-berry r.,** Phytolacca. **kuth r.** See *Saussurea lappa* **lady slipper r.,** Cypripedium. **life r.,** Senecio. **lily of the valley r.,** Convallaria **liquorice r.,** Glycyrrhiza. **motor r.** See *anterior r.* **mouth r.,** Coptis **musk r.,** sumbul. **nerve-r.,** a bundle of nerve-fibers given off from the spinal cord which joins with another similar bundle to form a spinal nerve. **olfactory r.** See *olfactory stria*, under *stria* **orange r.,** Hydrastis **Oregon grape r.,** Berberis **orris r.** See *Florentine iris*, under *iris*. **papoose r.,** caulophyllum. **pellitory r.,** pyrethrum. **pink r.,** Spigelia. **pleurisy r.,** asclepias. **poke r.,** Phytolacca. **posterior r.,** a nerve-root containing sensory fibers **queen's r.,** Stillingia. **spignet r.,** Aralia **squaw r.,** caulophyllum **stump r.,** Plasmodiophora. **unicorn r.,** aletris **ventral r.** Same as *anterior r.* **wild yam r., yam r.,** Dioscorea. **yellow jasmin r.,** Gelsemium **r.-zone.** See *zone*.

rootstock. See *rhizome*.

R. O. P. An abbreviation for *right occipitoposterior* position of the fetus.

ropy (ro'pe). Sticky and stringy.

rosa (ro'zah). Latin for *rose*. **r. gal'lica.** See under *rose*.

rosacea (ro-za'se-ah). See *acne rosacea*. **r. hypertroph'ica,** pachydermatosis.

rosanilin (ro-zan'il-in). A basic dye, triaminotolyl-diphenyl-methane chlorid or mono-methyl fuchsin, $CH_3(NH_2)C_6H_3.C(C_6H_4NH_2)C_6H_4.NH_2.Cl$. It can be used in place of fuchsin in Endo medium and as a stain. **r. acetate,** a substance used as a red dye. **r. hydrochlorid,** fuchsin. **r. trisulphonic acid,** acid fuchsin.

rosary, rachit'ic (ro'za-re). The row of bead-like nodules which appear on the ribs at their junction with the cartilages in rickets.

rose (rōz) [L. *ro'sa*]. Any plant or species of the genus *Ro'sa*. The petals of *pale r.* (*Ro'sa centifo'lia*) are used in making rose-water and cold-cream (*unguen'tum a'quæ ro'sæ*). The petals of *red r.* (*Ro'sa gal'lica*) are used in making *confec'tio ro'sæ, mel ro'sæ, extractum ro'sæ flu'idum,* and *syru'pus ro'sæ*. The flowers of *Ro'sa damasce'na* afford the *oil of r.*, or attar of roses (*o'leum ro'sæ*). **r.-cold,** hay-fever coming on at the time of the blooming of roses, and attributed to the inhalation of rose-

pollen. **bengal r.**, a dye, the dichlor- or the tetrachlorerythrosin, $NaO.(C_6HI_2.O)_2C.C_6H_2Cl_2$-COONa. **damask r.**, the *Ro'sa damasce'na:* its flowers afford the oil or attar of roses (*o'leum ro'sæ*). **dog-r.** (*Ro'sa cani'na*) produces a fruit or hip used in pharmacy. **pale r.**, the flowers of *Ro'sa centifo'lia*, whose petals are used in preparing rose-water and cold-cream. **red r.**, the flowers of *Ro'sa gal'lica:* from the petals the confection of roses is prepared. The fluidextract is a mild astringent. Dose, ½–2 fl.dr. (2–8 c.c.); of syrup, 1–2 fl.dr. (4–8 c.c.).

Rose's position (ro'zez) [Frank Atcherly *Rose*, British surgeon]. See under *position*.

Rose's position, tetanus (ro'zez) [Edmund *Rose*, physician in Berlin, 1836–1903]. See *position* and *tetanus*.

Rose's test (ro'zez) [Joseph Constantin *Rose*, German physician, 1820–1893]. See under *tests*.

rosein (ro'ze-in). Fuchsin.

rosemary (rōz'ma-re). See *Rosmarinus*. **marsh-r.**, the plant *Stat'ice limo'nium:* a strong astringent.

Rosenbach's disease, law, sign, test (ro'zen-bahks) [Ottomar *Rosenbach*, physician in Berlin, 1851–1907]. See under *disease, law, sign, tests*.

Rosenbach's streptothrix, tuberculin (ro'-zen-bahks) [F. J R *Rosenbach*, German physician, 1843–1923] See *streptothrix, tuberculin*

Rosenberger's stain (ro'zen-ber-gerz) [Randal *Rosenberger*, Philadelphia bacteriologist]. See under *stains, table of*.

Rosenheim's enema (ro'zen-hīmz) [Theodor *Rosenheim*, contemporary German physician] See *enema*.

Rosenmüller's body, organ (ro'zen-me-lerz) [Johann Christian *Rosenmuller*, anatomist in Leipzig, 1771–1820] See *body, organ*.

Rosenthal's canal (ro'zen-tahlz) [Isidor *Rosenthal*, German physiologist, born 1836]. See *canal*.

Rosenthal's test (ro'zen-talz) [S. M. *Rosenthal*, American physician]. See under *tests*.

Rosenthal's vein (ro'zen-tahlz) [Friedrich Christian *Rosenthal*, anatomist in Greifswald, 1780–1829]. See *vein*.

roseola (ro-ze'o-lah) [L.]. Any rose-colored rash; specifically, *epidemic r.*, or rubeola. **r. choler'ica**, an eruption sometimes seen in cholera. **epidemic r.** Same as *rubeola*. **r. feb'rilis**, a non-pathognomonic erythema occurring in simple and malarial fevers. **idiopathic r.**, roseola occurring independently of any other disease. **r. infan'tilis**, the rose-rash of infants, chiefly occurring in infantile febrile conditions. **symptomatic r.**, roseola occurring as a symptom of some eruptive fever. **syphilitic r.**, an eruption of rose-colored spots in early secondary syphilis. Called also *syphilitic exanthem* and *macular syphilid*. **r. typho'sa**, the eruption of typhoid or typhus fever. **r. vacci'nia**, a rash sometimes occurring after vaccination.

roseolus (ro-ze'o-lus). Of the nature of a roseola, or rash.

Roser's sign (ro'zerz) [Wilhelm *Roser*, German surgeon 1817–1888]. See under *sign*.

roset, rosette (ro'zet). Same as *spirem*. **r. of Golgi.** Same as *sporocyst*.

rosin (ro'zin) [L. *res'ina*]. Colophony; the resinous substance that remains after the distillation of the oil of turpentine from the fresh pitch of pine wood. It is chiefly abietic acid anhydrid, $C_{44}H_{62}O_4$. It is used as an adhesive and stimulant addition to plasters.

rosinol (ros'in-ol). Retinol.

Rosmarinus (ros-mar-i'nus) [L. "sea-dew"]. A genus of labiate plants. *R. officina'lis*, or common rosemary, affords the fragrant volatile oil of rosemary. Dose of oil, 1–2 min. (0.066–0.13 c.c.); of spirit (*spir'itus rosmari'ni*), 1–2 fl.dr. (4–8 c.c.).

rosolic acid (ro-zol'ik). See *acid*.

Ross's bodies (ros'ez) [Edward Halford *Ross*, contemporary English pathologist]. See under *body*.

Ross's test (ros'ez) [Hugh Campbell *Ross*, English pathologist, 1875–1926]. See under *tests*.

Rossbach's disease (ros'bahks) [Michael Joseph *Rossbach*, German physician, 1842–1899]. Gastroxynsis.

Rossel's test (ros-elz') [Otto *Rossel*, contemporary Swiss physician]. See under *tests*.

Rossiella (ros-e-el'ah). A genus of piroplasma-like organisms parasitic in the blood of certain animals. **R. ros'si** is found in the jackall in British East Africa.

rostellum (ros-tel'um), pl. *rostel'la* [L. "little beak"]. A small beak or hook-like process; especially the hook-bearing part of the head of an endoparasitic worm.

rostral (ros'tral) [L. *rostra'lis*, from *ros'trum* beak]. 1 Pertaining to or resembling a rostrum; having a rostrum or beak. 2. Directed toward the front end of the body; opposed to *caudal*.

rostrate (ros'trāt) [L. *rostra'tus* beaked]. Having a beak-like process.

rostriform (ros'trif-orm) [L. *ros'trum* beak + *for'ma* form] Shaped like a beak.

rostrum (ros'trum), pl. *ros'tra* [L. "beak"]. A beak-like appendage or part. **r. cor'poris callo'si** [B N A], the anterior and lower end of the corpus callosum **r. sphenoida'le** [B N A], the beak of the sphenoid bone the part which articulates with the vomer.

rot (rot). 1. Decay. 2. A disease of sheep, and sometimes of man, caused by *Dis'toma hepat'icum* **drosera-r.**, inherited phthisis of young children, said by some homeopathists to be curable by drosera. **foot-r. of cattle**, a form of necrosis of the foot in cattle caused by infection with the *Bacillus necrophorus*. **foot-r. of sheep**, a disease of the feet of sheep, marked by decay of the hoof and an offensive discharge, thought to be due to soft, wet pastures **grinders' r.** See *grinders' phthisis*, under *phthisis*. **liver r.**, a disease of sheep caused by the liver fluke, *Fasciola hepatica*. **potters' r.** See *potters' phthisis*, under *phthisis*.

rotary, rotatory (ro'ta-re, ro'ta-to-re). Marked by or produced by rotation.

rotate (ro'tāt). To turn around; to twist.

rotation (ro-ta'shun) [L *rota'tio, ro'tare* to turn]. The process of turning around an axis: movement of a body about its axis, called the *axis of r.* In dentistry, the rotation of a malturned tooth in its central axis into a normal position. **r.-joint**, a lateral ginglymus. **specific r.**, the arc through which a substance rotates the plane of polarization.

rotator (ro-ta'tor). A muscle which revolves a part on its axis.

rotato'res spi'næ [L. "turners of the spine"]. See *muscles, table of*.

Rotch's sign [Thomas Morgan *Rotch*, physician in Boston, 1848–1914]. See *sign*.

Roth's vas aberrans (rōts) [Moritz *Roth*, Swiss physician, 1839–1914]. See *vas aberrans*.

Roth-Bernhardt disease (rōt-bern'hart) [Vladimir K. *Roth*, Russian neurologist, born 1848; Martin *Bernhardt*, neurologist in Berlin, born 1844]. See *disease*.

rötheln (ret'eln) [Ger.]. Same as *rubella*.

rotlauf (rot'lauf) [Ger.]. Swine erysipelas. See under *erysipelas*.

rotterin (rot'er-in) [L. *rotteri'num*]. A disinfectant mixture of citric acid and thymol, of each, 1½ gr.; salicylic acid, 10 gr.; boric acid, 45 gr.; zinc

phenolsulphonate and zinc chlorid, of each, 75 gr.: to be dissolved in 4 quarts of water.

Rottlera (rot'ler-ah). See *Kamala.*

rottlerin (rot'ler-in). A yellowish, crystalline coloring-matter, $(C_{11}H_{10}O_3)_3$, from kamala. Called also *mallotoxin.*

rotula (rot'u-lah) [L. dim. of *ro'ta* wheel]. 1. The patella. 2. Any disk-like bony process. 3. A troche or lozenge.

rotulad (rot'u-lad). Toward the patella, or the patellar aspect.

rotular (rot'u-lar). Pertaining to the patella.

rotz (rōts) [Ger.]. Glanders in horses.

rouget du porc (roo-zha' du pork') [Fr.]. Same as *swine erysipelas.*

Rouget's bulb, cells (roo-zhāz') [Antoine D. *Rouget,* French physiologist]. See *bulb* and *cell.*

Rougnon-Heberden disease (roo-nyon') [Nicholas François *Rougnon,* French physician, 1727–1799; William *Heberden*]. Angina pectoris.

rouleau (roo-lo'), pl. *rouleaux* [Fr. "roll"]. A roll of red blood-corpuscles.

round ligament (rownd). See *ligament.* **r.-worm.** See *Ascaris.*

roup (roop). An infectious respiratory disease of poultry, marked by formation of a grayish-yellow exudate on the respiratory mucous surfaces; sometimes called *avian diphtheria* and *swelled head.*

Rous's sarcoma [Francis Peyton *Rous,* American physician, born 1879]. See under *sarcoma.*

Roussel's serum, sign, etc. (roo-selz') [Theophile *Roussel,* French physician, 1816–1903]. See *serum, sign,* etc.

routinism (roo-tēn'izm). Extreme medical conservatism: the use of an unvarying course in the treatment of disease.

Roux's operation (rooz) [Philibert Joseph *Roux,* Paris surgeon, 1780–1854]. See *serum.*

Roux's serum, spatula, stain (rooz) [Pierre Paul Emile *Roux,* French bacteriologist, born 1853]. See *serum, spatula,* and *stain.*

Rovsing's sign (rōv'sings) [Thorkild *Rovsing,* surgeon in Copenhagen, 1862–1927]. See *sign.*

Rowntree and **Geraghty's test** (roun'tre; ger'ah-te) [Leonard George *Rowntree,* American physician, born 1883; John T. *Geraghty,* Baltimore physician, 1876–1924]. The phenolsulphonephthalein test. See *phenolsulphonephthalein.*

R. Q. Abbreviation for *respiratory quotient.*

R. R. Abbreviation for *Riva-Rocci sphygmomanometer.*

R. S. A. An abbreviation for *right sacro-anterior* position of the fetus.

R. S. B. Abbreviation for *Regimental Stretcher Bearer.*

R. S. P. An abbreviation for *right sacroposterior* position of the fetus.

R. T. Abbreviation for *reading test.*

Ru. Symbol for *ruthenium.*

rubber-dam (rub'er-dam). A sheet of india-rubber used by dentists in mouth work.

rubber tissue (rub-er tish'u). Gutta-percha in sheets: used in surgery.

rubedo (ru-be'do) [L.]. Blushing or other redness of the skin.

rubefacient (ru-be-fa'shent) [L. *ru'ber* red + *fa'cere* to make]. 1. Reddening the skin. 2. An agent that reddens the skin.

rubella (ru-bel'ah). 1. Epidemic roseola; rötheln, or German measles; an acute exanthematous febrile disease not unlike measles. After an incubation period of from one to three weeks the disease begins with slight fever and catarrhal symptoms, sore throat, pains in the limbs, and the appearance of an eruption of red papules similar to those of measles, but lighter in color, not arranged in crescentic masses, and disappearing without desquamation within a week. See *exanthemata, table of.* 2. Measles. **r. scarlatino'sa.** Same as *fourth disease.* See under *disease.*

rubeola (ru-be-o'lah) [L. *ru'ber* red]. 1. Measles. 2. Rubella. **r. scarlatino'sa.** See *fourth disease* under *disease.*

ruber (ru'ber). Latin for *red;* the red nucleus.

rubescent (ru-bes'ent) [L. *rubes'cere* to become red]. Reddish; becoming red.

Rubia (ru'be-ah) [L.]. See *madder.*

rubidiol (ru-bid'e-ol). A solution in oil of rubidium and potassium iodohydrargyrate: used externally as a resolvent.

rubidium (ru-bid'e-um) [L. *ru'bidus* red]. A rare metallic alkaline element; atomic weight, 85.45; symbol, Rb. **r. and ammonium bromid,** a substance, $RbBr + 3NH_4Br$: used like potassium bromid. Dose, 20–30 gr (1.333–2 gm.). **r. bromid,** a binary compound, RbBr: used like potassium bromid. Dose, 5–60 gr. (0.333–4 gm.). **r. chlorid,** a substance, RbCl; said to increase the arterial tension. Dose, 2–5 gr. (0.133–0.333 gm.). **r. iodid,** a binary compound, RbI, partly soluble in water· valued in treating diseases of the eye, pharynx, and skin. Dose, 4–8 gr. (0.25–0.5 gm.). **r. tartrate,** a salt, $RbC_4H_5O_6$. used in cardiac neuroses. Dose, 3–5 gr. (0.18–0.333 gm.).

rubiginous, rubiginose (ru-bij'in-us, ru-bij'in-ōs) [L. *rubi'go* rust]. Having a rusty, brownish color: said of sputum.

rubigo (ru-bi'go). Latin for *rust.*

rubijervin (ru-bij-er'vin). A crystalline alkaloid, $C_{26}H_{43}NO_2.H_2O$, from white hellebore.

rubin (ru'bin). Same as *fuchsin.*

Rubin's test (ru'binz) [I. C. *Rubin,* contemporary New York physician] See under *tests.*

Rubinat water (ru'bin-at). See under *water.*

Rubner's test (roob'nerz) [Max *Rubner,* physiologist in Berlin, born 1854]. See under *tests.*

rubor (ru'bor) [L. "redness"]. Redness due to inflammation.

rubreserin (ru-bres'er-in). A crystalline alkaloid, $C_{18}H_{16}N_2O_2$, formed by the oxidation of eserolin.

rubric (ru'bric). Red; specifically, pertaining to the red nucleus.

rubrol (ru'brol). A proprietary remedy for gonorrhea, used by injection.

rubrospinal (ru-bro-spi'nal). Pertaining to the red nucleus and the spinal cord.

Rubus (ru'bus) [L.]. A genus of rosaceous plants, including the blackberries, raspberries, brambles, dewberries, and cloudberries. The root-barks of *R. canaden'sis, trivia'lis,* and *villo'sus,* species of blackberry, are tonic and astringent, and used in diarrhea Dose of fluidextract and of syrup, 10–60 min. (0.666–4 c.c.). The fruits of *R. idæ'us* and *R. strigo'sus,* red raspberries, are used in pharmacy.

rubyl (ru'bil). A double iodid of quinin and bismuth in 10 per cent. oily suspension. Intramuscular dose in the treatment of syphilis, 3 c.c., equivalent to 0.30 gm. of the drug.

Ruck's tuberculin [Karl von *Ruck,* American physician, 1849–1922]. See *tuberculin.*

ructus (ruk'tus) [L.]. The belching of wind; eructation.

Rudbeckia (rud-bek'e-ah) [after O. *Rudbeck,* 1630–1702, and O. *Rudbeck,* Jr., 1660–1740]. A genus of composite-flowered herbs of North America. The cone-flower, *R. lacinia'ta,* thimble-weed, is a diuretic and tonic. Dose of fluidextract, 15–60 min. (1–4 c.c.). *R. hir'ta,* a composite-flowered plant of North America; also its homeopathic preparation.

rudimentary (ru-dim-en'ta-re). Imperfectly developed.

rue (roo) [L. *Ru'ta*]. The rutaceous herb, *Ru'ta grave'olens.* The volatile oil (*o'leum ru'tæ*) from the leaves is an irritant poison, and is used as an abortifacient and emmenagogue. Dose of fluidextract,

15–30 min. (1–2 c.c.); of oil, 1–5 min. (0.066–0.333 c.c.). **goat's r.** See *Galega*.

Ruffini's organs (roo-fe'nēz) [Angelo *Ruffini*, contemporary Italian anatomist]. See under *organ*.

rufiopin (ru-fe-o'pin). A red-yellow, crystalline substance, $C_{14}H_8O_4$, derivable from opianic acid, and isomeric with rufigallic acid.

rufous (ru'fus) [L. *ru'fus* red]. Dull red; also having reddish hair and a ruddy complexion.

ruga (ru'gah), pl. *ru'gæ* [L.]. A ridge, wrinkle, or fold. **r. gas'trica.** See *r. of the stomach*. **r. palati'na,** any one of the transverse ridges extending outward on both sides of the raphé of the palate. **r. of the stomach,** wrinkles which appear on the surface of the mucous membrane of the stomach when the muscular coat contracts. **r. of the vagina,** small transverse folds of the mucous membrane of the vagina extending outward from the columns.

Rugby knee (rug'be). Schlatter's disease.

rugine (roo-zhēn'). A raspatory.

rugitus (ru'jit-us) [L. "roaring"]. Rumbling in the intestines.

rugose, rugous (ru'gōs, ru'gus) [L. *rugo'sus*]. Characterized by wrinkles.

rugosity (ru-gos'it-e) [L. *rugos'itas*]. 1. The condition of being rugose; roughness. 2. A fold, wrinkle, or ruga.

Ruhmkorff coil (room'korf) [Heinrich Daniel *Ruhmkorff*, German electrician, 1823–1887]. See *coil*.

rule, Anstie's. A rule used in connection with life-insurance examination: the maximum amount of absolute alcohol which can be taken by an adult without injury is 1½ oz. daily. This is equivalent to about 3 oz. of whisky, brandy, gin, or rum; about 4 glasses of sherry or other strong wine, to 1 pint of claret, champagne, or other light wine; to 3 glasses of strong ale or porter; or 5 glasses of beer or light ale. **Cowling's r.,** the dose of a drug for a child is obtained by dividing the adult dose by the fraction obtained by dividing the child's age by 24. **Gibson's r.,** in pneumonia, if the pulse-rate in millimeters of mercury does not fall below the pulse-rate, the prognosis is good; if it does, prognosis is bad. **His's r.,** reckon the duration of pregnancy from the first day of the missed menstruation. **Jackson's r.,** after epileptic attacks, simple nervous processes are more quickly recovered from than complex ones. **Liebermeister's r.,** in febrile tachycardia the pulse-beats increase at the rate of about eight to every degree centigrade of temperature. **phase r.,** a homogeneous chemical substance of n components is capable of n + 1 modifications of phase; *e. g.*, the phases of H_2O are ice, water, and steam. A heterogeneous chemical system of p coexistent phases and c variable components has p + 2 − c degrees of freedom or variations of phase, *i. e.*, the sum of its coexistent phases and its possible changes of phase exceeds the number of its components by 2. **Schütz's r.,** the amount of substrate decomposed in the same time interval by varying enzyme concentrations is not always proportional to the concentration of the enzyme, but is often proportional to the square root of this quantity. **van't Hoff's r.,** the velocity of chemical reactions is increased twofold or more for each rise of 10° C. in temperature. **Young's r.** See *Young's rule*.

rum (rum). An alcoholic spirit distilled from the refuse of sugar-making. **bay-r.,** spiritus myrciæ, a cosmetic and hair-dressing; an alcoholic solution of the oil of *Myr'cia a'cris*. **cherry-r.,** rum in which cherries have been put.

rumen (ru'men) [L. "gullet"]. The first stomach of a ruminant, or cud-chewing animal. Called also *paunch*.

rumenitis (ru-men-i'tis). Inflammation of the rumen.

rumenotomy (ru-men-ot'o-me) [*rumen* + Gr. τομή cut]. The operation of cutting into the rumen of an animal for the purpose of removing foreign bodies or impacted food or for evacuating gases.

Rumex (ru'meks) [L.]. A genus of polygonaceous plants; dock The root of *R. cris'pus*, yellow dock, is astringent, tonic, and popularly esteemed as a cholagogue. Dose, ¼–1 dr. (1–3.8 gm.); of fluidextract, 15–60 min. (1–4 c.c.).

rumicin (ru'mis-in). 1. Chrysophanic acid. 2. A proprietary preparation of *Ru'mex cris'pus*. Dose, 2–4 gr. (0.13–0.26 gm.).

rumin (ru'min). A proprietary dry concentration prepared from *Ru'mex cris'pus*. Dose, 3 gr. (0.19 gm.).

ruminant (ru'min-ant). 1. Chewing the cud. 2. One of the order of animals which have a stomach with four complete cavities (1, rumen; 2, reticulum; 3, omasum; 4, abomasum), through which the food passes in digestion. The division includes oxen, sheep, goats, deer, and antelopes.

rumination (ru-min-a'shun) [L. *rumina'tio*]. The casting up of the food to be chewed a second time; particularly the regurgitation of food after almost every meal, part of it being vomited and the rest swallowed: a condition seen in infants. See *merycism*.

Rummo's disease (room'ōz) [Gaetano *Rummo*, Italian physician, died 1918]. Cardioptosis.

rump (rump). The gluteal region, or buttock.

Rumpel-Leede phenomenon or **sign** (room'pel-le'den) [Theodor *Rumpel*, German physician, 1862–1923, C. *Leede*, German physician, born 1882]. See under *phenomenon*.

Rumpf's symptom (roompfs) [Theodor *Rumpf*, German physician, born 1851]. See *symptom*.

Runeberg's formula, type (roo'ne-bergs) [Johan Wilhelm *Runeberg*, Finnish physician, 1843–1918]. See *formula* and *type*.

runround (run'rownd). Paronychia following the circumference of the nail.

rupia (ru'pe-ah) [Gr. ῥύπος sordes]. An eruptive disease of the skin in which ill-conditioned bullæ or vesicles are formed, which become scabby. It is almost always a manifestation of tertiary syphilis.

rupial (ru'pe-al). Pertaining to, resembling, or due to, rupia.

rupioid (ru'pe-oid). Resembling rupia.

rupophobia (ru-po-fo'be-ah) [Gr. ῥύπος filth + φόβος fear]. An insane or morbid dread of filth.

rupture (rup'tshur). 1. Forcible tearing or breaking of a part. 2. A hernia.

ruscol (rus'kol). A preparation of bismuth and birch tar: used in erysipelas, eczema, etc.

Rusconi's anus (roos-ko'nēz) [Mauro *Rusconi*, Italian biologist, 1776–1849]. The blastopore.

rushes (rush'ez). Waves of contractile activity running from one end of the intestine to the other and serving to transport the intestinal contents. Called also *peristaltic rushes*

Russell's bodies [William *Russell*, contemporary physician in Edinburgh]. See under *body*.

Russell effect (rus'el) [W. J. *Russell*, British physicist] See under *effect*.

russol (rus'ol). A tincture of colchicum and capsicum, containing mustard oil and oil of wintergreen: used in rheumatism.

Russo's reaction (roos'ō) [Mario *Russo*, contemporary Italian physician]. See *reaction*.

rust (rust). 1. Iron oxid or hydroxid, forming a reddish deposit on metallic iron where the latter has been exposed to moisture; also a similar deposit on other metals that have been exposed to dampness. 2. A fungous disease of plants characterized by the formation of rust-like spots on them.

Rust's disease, phenomenon [Johann Nepomuk *Rust*, German surgeon, 1775–1840]. See *disease* and *phenomenon*.

Ruta (ru'tah) [L.]. See *rue*.

rutæcarpin (ru-te-kar'pin). A crystalline alkaloid, $C_{18}H_{13}N_3O$, from *Evodia rutæcarpa*.

ruthenium (ru-the'ne-um). A rare, very hard metallic element; symbol, Ru; atomic weight, 101.7.

rutidosis (ru-tid-o'sis) [Gr. *ῥυτίς* wrinkle]. Shriveling or wrinkling of the cornea; rhytidosis.

rutin (ru'tin). A crystalline substance from rue.

rutonal (ru'to-nal). A proprietary sedative phenylmethyl-malonyl-urea, $C_6H_5(CH_3)C(CO.NH)_2CO$, similar to luminal, but less toxic and slower in its action; used in epilepsy in daily doses of 0.3 gm., gradually increased to 0.4 gm. or even to 0.7 gm.

rutting (rut'ing). The sexual excitement in the female of animals. See *estrus*.

ruttle (rut'l). An old popular name for a rattling in the throat.

Ruysch's membrane, muscle, tube, vein (rish'iz) [Frederic *Ruysch*, Dutch anatomist, 1638–1731]. See under *membrane, muscle, tube, vein*.

Ryan's skin test (ri'anz) [A. H. *Ryan*, American physician]. See under *tests*.

rye (ri). The cereal plant, *Seca'le cerea'le*, and its nutritious seed. **spurred r.** See *ergot*.

rye smut. Ergot.

rypia (ri'pe-ah). Same as *rupia*.

rytidosis (ri-tid-o'sis). Same as *rutidosis*.

S

S. An abbreviation for Latin *se'mis* half, *sig'na* mark, and *sinis'ter* left; also the symbol for *sulphur, sen*, or *sive*.

σ. Symbol for one-thousandth part of a second.

S. A. Abbreviation for L. *secun'dum ar'tem*, according to art.

Sa. Chemical symbol of *samarium*.

S. A. L. Abbreviation for L. *secun'dum ar'tis le'ges*, according to the rules of art.

sabadilla (sab-ah-dil'ah) [Spanish *cebadilla; cebeda* barley]. The poisonous seed of *Vera'trum sabadil'la*, a melanthaceous plant of Mexico. It contains veratrin, and is emetocathartic. It is used to destroy parasites.

sabadillin (sab-ad-il'in). Cevadillin.

sabadin (sab'ad-in). A white, crystalline alkaloid, $C_{29}H_{51}NO_8$, from sabadilla.

sabadinin (sab-ad'in-in). A crystallizable principle, $C_{27}H_{45}NO_8$, from sabadilla.

sabal (sa'bal). The U. S. P. name for the fruit of *Sereno'a*. See *Serenoa*.

Sabatier's suture (sah-bah-te-āz') [Raphael Bienvenu *Sabatier*, French surgeon, 1732–1811]. See under *suture*.

Sabbatia (sab-a'she-ah) [after L. *Sabbati*, an Italian botanist]. A genus of gentianaceous herbs of many species: called American centaury: used like gentian. **S. angula'ris**, American centaury, is a good tonic and stomachic, and is valued in the treatment of intermittent and remittent fevers. Dose of fluidextract, 30–60 min. (2–4 c.c). **S. campes'tris** is recommended for dyspeptic sick-headache. Dose of fluidextract, ½–1 fl.dr. (1–4 c.c.). **S. elliot'tii**, Elliott's centaury, or quinin-flower, is a tonic and antiperiodic. Dose of the fluidextract, 30–60 min. (2–4 c.c.)

sabbatin (sab'at-in). An antiperiodic and antipyretic preparation of *Sabba'tia elliot'tii*.

saber-legged (sa'ber-legd). Having the angle of the hock more acute than normal, so that the hind feet stand well under the body: said of horses.

saber-shin. A tibia with a marked anterior convexity, seen in hereditary syphilis.

sabina (sab-i'nah). Latin for *savin*.

sabromin (sa-bro'min). Calcium dibrombehenate, $Ca(C_{21}H_{41}Br_2.COO)_2$, a proprietary preparation containing 28.5 per cent. of bromin and used like other bromin preparations. Dose, 5–20 gr. (0.3–1.2 gm.). Called also *calbroben*.

sabulous (sab'u-lus) [L. *sabulo'sus; sab'ulum* sand]. Gritty or sandy.

sabulum (sab'u-lum) [L. "fine sand"]. Same as *acervulus*.

saburral (sab-ur'al) [L. *sabur'ra* sand]. Pertaining to or of the nature of sordes, or of foulness of the stomach.

sac (sak) [L. *sac'cus;* Gr. *σάκκος*]. Any bag-like organ. **abdominal s.**, a serous sac in the embryo which develops into the abdominal cavity. **air-s.**, any one of the air-cells of the lungs. **allantoic s.** See *allantois*. **aneurysmal s.**, the dilated coats of an artery in a sacculated aneurysm. **conjunctival s.**, the sac formed between the bulbar and palpebral conjunctivæ. **s. dartique de la femme**, Broca's pouch. **dental s., dentinal s.**, the vascular sac inclosing the enamel-organ and dentinal papillæ. **dural s.**, the process of dura mater at the caudal end of the spinal cord. **embryonic s.**, the blastodermic vesicle. **endolymphatic s.** See *sacculus endolymphaticus*. **gestation s.**, the sac that incloses the embryo in ectopic pregnancy. **hernial s.**, the pouch of peritoneum which incloses the protruding intestine in a case of hernia. **Hilton's s.**, a laryngeal pouch. **lacrimal s.**, the dilated upper end of the lacrimal duct **Lower's s's**, sacculated portions of the external jugular vein at exit of the vein from the skull. **omental s.**, the pouch formed between the ascending and descending portions of the great omentum. **pleural s.**, the cavity of the pleura. **pudendal s.** See *Broca's pouch*, under *pouch*. **salt s.**, a small sac made of gauze and containing salt, one or more of which are packed into a wound, the object being to produce drainage of the wound by the osmotic action of the salt. **serous s.**, the sac made up of the pleura, pericardium, and peritoneum. **tear-s's**, the lacrimals. **yolk-s.**, the umbilical vesicle.

saccapelo (sak-ah-pe'lo). A proprietary depilatory.

saccate (sak'āt) [L. *sacca'tus*]. 1. Shaped like a sac. 2. Contained in a sac.

saccharamid (sak-ar-am'id). An amid, $COOH-(CHOH)_4CO.NH_2$, of saccharic acid.

saccharascope (sak'ar-as kōp) [Gr. *σάκχαρον* sugar + *σκοπεῖν* to view]. A fermentation saccharimeter. See *saccharimeter*.

saccharate (sak'ar-āt). A salt of saccharic acid.

saccharated (sak'ar-a-ted) [L. *sacchara'tus*, from *sac'charum* sugar]. Sugary; charged with or containing sugar.

saccharephidrosis (sak"ar-ef-id-ro'sis) [Gr. *σάκχαρον* sugar + *ἐφιδρώσις* sweating]. The discharge of sugar in the sweat.

saccharid (sak'ar-id). One of a series of carbohydrates, including the sugars. The saccharids are divided into monosaccharids, disaccharids, trisaccharids and polysaccharids **s. group**, a hypothetic group, $C_6H_{10}O_5$, from which the di-, tri-, tetra-, and polysaccharids derive their names.

sacchariferous (sak-ar-if'er-us) [L. *sac'charum* sugar + *fer're* to bear]. Containing or yielding sugar.

saccharification (sak"ar-if-ik-a'shun) [L. *sac'charum* sugar + *fa'cere* to make]. Conversion into sugar.

saccharimeter (sak-ar-im'et-er) [L. *sac'charum* sugar + *me'trum* measure]. A device for estimating the proportion of sugar in a solution. It is either a polarimeter, indicating the proportion of sugar by the number of degrees through which it rotates the plane of polarization, or a hydrometer, indicating the proportion of sugar by the specific gravity of the solution **Einhorn's s.**, a form of fermentation saccharimeter. **fermentation s.**, a saccharimeter in the form of a bent graduated tube and closed at one end. The amount of sugar in the urine is indicated by the gas which collects at the closed end when yeast is added to the urine. **Lohnstein's s.**, an instrument for performing a quantitative fermentation test of sugar in the urine.

saccharin (sak'ar-in). 1. An intensely sweet, crystalline substance, orthosulphobenzoic acid imid, $C_6H_4\langle{}^{CO}_{SO_2}\rangle NH$. It is said to be 280 times as sweet as cane-sugar. It is used in place of cane-sugar in diabetes, and also for the purpose of disguising the taste of bitter medicines. Dose, ¼–2 gr. (0.016–0.133 gm). It is also known as *glucid*, *saccharinol*, and *sycose*. **s.-sodium**, a powder containing 90 per cent. of saccharin: an intestinal antiseptic. Dose, 15 gr. (1 gm), in capsule. 2. A lactone of a saccharic acid, a tetrahydroxypentane carboxylic acid.

saccharine (sak'ar-in) [L. *sacchari'nus*]. Sugary; of a sweet taste.

saccharinol (sak-ar'in-ol). See *saccharin*.

saccharobacillus (sak"ar-o-bas-il'us). Same as *Bacillus pasteurianus*.

saccharobiose (sak"ar-o-bi'ōs). Same as *disaccharose*.

saccharogalactorrhea, saccharogalactorrhœa (sak"ar-o-gal-ak-tor-e'ah) [Gr. σάκχαρον sugar + γάλα milk + ῥοία flow]. The secretion of milk containing an excess of sugar.

saccharolytic (sak"ar-o-lit'ik) [Gr. σάκχαρον sugar + λύσις dissolution]. Capable of chemically splitting up sugar.

saccharometabolic (sak"ar-o-met-ab-ol'ik). Pertaining to the metabolism of sugar.

saccharometabolism (sak"ar-o-met-ab'o-lism). The metabolism of sugar.

saccharometer (sak-ar-om'et-er). Same as *saccharimeter*.

Saccharomyces (sak-ar-om'is-ēz) [Gr. σάκχαρον sugar + μύκης fungus]. Pl. *saccharomyce'tes*. A genus of ascomycetous fungi; the yeasts. They are oval or spheric, unicellular organisms which are distinguished by gemmation or budding, the presence of ascospores and absence of mycelial threads. **S. al'bicans**, a pathogenic species causing thrush in the mouth· in white, oval, spheric, or cylindric cells, sometimes forming long filaments. **S. an'ginæ** was found in a case of tonsillitis. **S. apicula'tus**, a species from fermenting fruit; its oval cells are joined at the ends. **S. blanchar'di**, a species that was found as a gelatinous mass weighing about 2 pounds in the peritoneal cavity. **Busse's s.**, a form discovered in a patient with degenerated nodules in the bones and internal organs. **S. capillit'ii**, a species from the scalp, with spheric cells· said to cause pityriasis capitis. **S. cerevis'iæ**, a species with oval or spheric cells, from brewer's yeast: it causes alcoholic fermentation. **S. coprog'enus**, a form from decomposing feces, in short chains of oval or spheric cells. **S. ellipsoid'eus**, a form from wine-yeast, forming elliptic cells, solitary or in branching chains: it causes alcoholic fermentation in wines. **S. epider'mica.** Same as *Cryptococcus epidermidis*. **S. exig'uus**, a form in beer-yeast: the cells are elliptic and solitary, or in branching chains. it causes late fermentation in beer. **S. galactic'olus**, a species from milk, with oval or elliptic cells. it produces a fermentation in milk. **S. glu'tinis**, a non-pathogenic species from air, potatoes, and the skin in seborrhea; its cells are cylindric, oval, or spheric· it forms a rosy pigment. **S. granulomato'sus**, a variety producing granulomatous tumors in pigs. **S. guttula'tus**, a species which is able to change glucose into alcohol. It is pathogenic for rats and guinea-pigs. **S. hansen'ii**, changes sugars into oxalic acid. **S. hom'inis**, a species occurring in chronic infectious pyemia. It is pathogenic for animals. **S. Lemonnie'ri**, a pathogenic fungus found in bronchitis (Sartory and Lasseur, 1915). **S. litho'genes**, a species from the lymph-glands of an ox suffering from carcinoma of the liver· pathogenic to animals. **S. mesenter'icus**, a species which causes a fermentation in fruit acids it is found in fermenting fruits. **S. mycoder'ma**, a species from fermenting liquors and diabetic urine, in which it produces a slight fermentation· seen in cylindric, oval, or elliptic cells, forming branched chains **S. neofor'mans**, regarded by some as the germ of cancer. **S. pastoria'nus**, a species from fermenting wine and beer. cells oval or clavate. **S. ru'brum**, a Brazilian species causing a parapsoriasic affection (Magalhaes, 1914). **S. subcuta'neus tumefa'ciens**, a species found in a myxoma of the thigh: pathogenic for animals. **S. tumefa'ciens al'bus**, a species discovered in certain cases of pharyngitis pathogenic for mice, guinea-pigs, and rabbits.

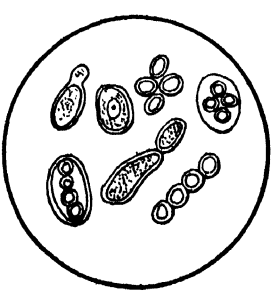

Saccharomyces (Rivas).

Saccharomycetes (sak"ar-o-mi-se'tēz). A family of Ascomycetes, the members of which are usually unicellular and contain granules and ascospores.

saccharomycetic (sak"ar-o-mi-set'ik). Due to the presence of yeast-fungi.

saccharomycetolysis (sak"ar-o-mi-set-ol'is-is) [*saccharomyces* + Gr. λύσις solution]. The splitting up of saccharomyces.

saccharomycosis (sak"ar-o-mi-ko'sis). 1. Any disease condition due to a yeast-fungus. 2. A skin disease in which nodules are seen filled with saccharomyces. See *lymphangitis epizootica*.

saccharorrhea, saccharorrhœa (sak"ar-o-re'ah) [Gr. σάκχαρον sugar + ῥοία flow]. Diabetes mellitus, or glycosuria.

saccharosan (sak'ar-o-san). A form of anhydrosugar

saccharose (sak'ar-ōs) [L. *sac'charum* sugar]. Ordinary cane-sugar or beet-sugar, $C_{12}H_{22}O_{11}$. It is a disaccharid, crystallizing in prisms, soluble in water, and turning the plane of polarization to the right. By boiling with acids and by the action of certain enzymes it is hydrolyzed and converted into dextrose and levulose. It is extensively used as a food and as a sweetening agent, and is much employed in pharmacy, forming the basis of syrups, electuaries, confections, etc. The name is extended to all the members of a series of substances having the same chemic formula. They are glucosids of the monosaccharids.

saccharosuria (sak"ar-o-su're-ah) [*saccharose* + Gr. οὖρον urine]. The presence of saccharose in the urine.

saccharum (sak'ar-um) [L.; Gr. σάκχαρον]. 1. Sugar, especially cane-sugar, or saccharose. 2. A genus of graminaceous plants. *S. officina'rum*, sugar-cane, affords a large part of the commercial

supply of sugar. See under *sugar*. **s. acer'num, s. canaden'se,** maple sugar. **s. lac'tis,** sugar of milk; lactose. **s. us'tum,** caramel.

saccharuria (sak-ar-u're-ah) [Gr. *σάκχαρον* sugar + *οὖρον* urine]. The presence of sugar in the urine.

sacciform (sak'sif-orm) [L. *sac'cus* sac + *for'ma* form]. Shaped like a sac or bag.

saccular (sak'u-lar). Shaped like a sac.

sacculated (sak'u-la-ted) [L. *saccula'tus*]. Characterized by sacculation or by saccules.

sacculation (sak-u-la'shun). 1. A sacculus, or pouch. 2. The quality of being sacculated, or pursed out with little pouches.

saccule (sak'ūl) [L. *sac'culus*]. 1. A little bag or sac. 2. That one of the two divisions of the membranous labyrinth of the vestibule of the ear which communicates with the ductus cochlearis. Called also *sacculus proprius* and *vestibular saccule*. **laryngeal s.** See *pouch, laryngeal*.

sacculocochlear (sak"u-lo-kok'le-ar). Pertaining to the sacculus proprius and to the cochlea.

sacculus (sak'u-lus), pl. *sac'culi* [L.]. 1. A little bag filled with herbs or medicines, to be worn upon the body. 2. Any saccule, pouch, or bursa. 3. See *saccule* (2d def.). **s. commu'nis,** the utricle of the ear: the larger of the two main divisions of the membranous labyrinth. **s. endolymphat'icus,** a subdural lymph-space within the cranium, communicating by means of the endolymphatic duct with the membranous labyrinth of the ear. **s. lacrima'lis,** the lacrimal sac; a dilatation at the upper end of the lacrimal duct. **s. laryn'gis.** See *pouch, laryngeal*. **s. pro'prius,** the saccule of the ear; the smaller of the two divisions of the membranous labyrinth. **s. vestib'uli.** Same as *saccule* (2d def.).

saccus (sak'us), pl. *sac'ci* [L.; Gr. *σάκκος*]. A sac or pouch. **s. endolymphat'icus** [B N A]. See *sacculus endolymphaticus*. **s. lacrima'lis** [B N A], the lacrimal sac. See *sac*.

Sachs-Georgi test [Hans *Sachs*, German bacteriologist, born 1877; Walter *Georgi*, German bacteriologist, 1889–1920]. See under *tests*.

Sachsse's solution, test (zahk'sez) [Georg Robert *Sachsse*, German chemist, 1840–1895]. See *solution* and *tests*.

sacra media (sa'krah me'de-ah) [L.]. The middle sacral artery.

sacrad (sa'krad). Toward the sacrum, or sacral aspect.

sacral (sa'kral) [L. *sacra'lis*]. Pertaining to or situated near the sacrum.

sacralgia (sa-kral'je-ah) [*sacrum* + Gr. *ἄλγος* pain]. Pain in the sacrum.

sacralization (sa"kral-is-a'shun). Exaggerated development of the transverse processes of the fifth lumbar vertebra until they look like parts of the sacrum.

sacratama (sah-krah-tah'mah). Pirquet's word formula to indicate a child in normal nutrition, in which *s* stands for sanguis (blood), *cr* for crasitudo (fat), *t* for turgor (water content), and *m* for musculus (musculature). The *a* after each of these letters represents the normal. By changing the vowels the intensity of any of the four qualities may be indicated: *i* indicating excessive, *e* abundant, *a* medium or normal, *o* reduced, and *u* slight. For instance, *so* would indicate reduced hemoglobin; *cra*, medium amount of fat; *ta* medium turgor; *mu*, very weak musculature; *i. e., socratamu* = a moderately anemic, well-nourished, fairly rounded-out child of weak muscular development.

sacrectomy (sa-krek'to-me) [*sacrum* + Gr. *ἐκτομή* excision]. Excision of the sacrum for cancer of the rectum; Kraske's operation.

sacriplex (sa'krip-leks). The sacral plexus.

sacro-anterior (sa"kro-an-te're-or). Having the sacrum directed forward.

sacrococainization (sa"kro-ko-ka-in-iz-a'shun). Injection of cocain into the spinal canal, the needle being introduced into the sacrolumbar space at the first sacral vertebra.

sacrococcygeal (sa"kro-kok-sij'e-al). Pertaining to the sacrum and coccyx.

sacrococcygeus anti'cus (sa"kro-kok-sij'e-us). The curvator coccygis muscle.

sacrococcyx (sa-kro-kok'siks). The sacrum and coccyx together.

sacrocoxalgia (sa"kro-koks-al'je-ah). Same as *sacrocoxitis*.

sacrocoxitis (sa"kro-kok-si'tis) [*sacrum* + L. *co'xa* hip]. Inflammation of the sacro-iliac joint.

sacrodynia (sa-kro-din'e-ah) [*sacrum* + Gr. *ὀδύνη* pain]. Pain in the sacral region.

sacro-iliac (sa-kro-il'e-ak). Pertaining to the sacrum and ilium.

sacrolumbalis (sa"kro-lum-ba'lis) [L.]. See *muscles, table of*.

sacrolumbar (sa-kro-lum'bar) [*sacrum* + L. *lum'bus* loin]. Pertaining to the sacrum and the loin.

sacroperineal (sa"kro-per-in-e'al). Pertaining to the sacrum and the perineum.

sacroposterior (sa"kro-pos-te're-or). Having the sacrum directed backward.

sacropromontory (sa-kro-prom'on-to-re). The promontory of the sacrum.

sacrosciatic (sa"kro-si-at'ik) [*sacro-* + *sciatic*]. Pertaining to the sacrum and the ischium.

sacrospinal (sa-kro-spi'nal) [*sacrum* + L. *spi'na* spine]. Pertaining to the sacrum and the spine, or vertebral column.

sacrospinalis (sa"kro-spi-na'lis). See under *Muscles, table of*.

sacrotomy (sa-krot'o-me) [*sacrum* + Gr. *τέμνειν* to cut]. The operation of cutting out the lower end of the sacrum.

sacro-uterine (sa-kro-u'ter-in). Pertaining to the sacrum and the uterus.

sacrovertebral (sa-kro-ver'te-bral). Pertaining to the sacrum and the vertebræ

sacrum (sa'krum) [L. "sacred"]. The triangular bone situated dorsad and caudad from the two ilia. It is formed of five united vertebræ wedged in between the two innominate bones. **assimilation s.,** a sacrum in which a lumbar vertebra is fused to the sacrum, or one in which the first sacral vertebra is free, resembling a lumbar vertebra.

sactosalpinx (sak-to-sal'pinks) [Gr. *σακτός* stuffed + *σάλπιγξ* tube]. Dilatation of the inflamed oviduct from retention of its secretions: hydrosalpinx in which the tube is distended to such an extent as to form large tumors.

saddle (sad'l). A part or section of the base of an artificial denture carrying less than fourteen teeth.

saddle-back (sad'l-bak). See *lordosis*.

saddle-joint (sad'l-joint). A joint in which a convex surface fits into a concave one.

saddle-nose (sad'l-nōz). A nose with a bridge much depressed.

sadism (sa'dizm) [Marquis de *Sade*]. Sexual perversion in which satisfaction is derived from the infliction of cruelty upon another.

sadist (sa'dist). A practiser of sadism.

sadistic (sa-dis'tik). Pertaining to sadism.

Saemisch's operation, ulcer (sa'mishs) [Edwin Theodor *Saemisch*, ophthalmologist in Bonn, 1833–1909]. See *operation, ulcer*.

Saenger's operation, suture (zeng'erz) [Max *Saenger*, gynecologist in Prague, 1853–1903]. See *operation, suture*.

Saenger's sign (zeng'erz) [Alfred *Saenger*, German neurologist, born 1853]. See *sign*.

sæptum (sep'tum). Latin for *septum*.

safety-tube (sāf'te-). That part of the eustachian tube which is always open.

safflower (saf'low-er). See *Carthamus*.

saffron (saf'ron). See *Crocus*. **American s.** See *Carthamus*. **meadow-s.** See *Colchicum*. **Spanish s.** See *Crocus*. **s.-substitute,** dinitrocresol, a poisonous yellow coal-tar dye.

safranin (saf'ran-in). A methyl or ethyl substitution product of an azin base, $(NH_2.C_6H_3.N)_2(OH)C_6H_5$. It is used as a pink stain in microscopy and as a test for sugar in the urine. See under *tests* It is a respiratory and cardiac poison. **s. O,** a mixture of dimethyl and trimethyl phenosafranin.

safranophil (saf-ran'o-fil) [*safranin* + Gr. φιλεῖν to love]. 1. Readily stained with safranin. 2. Any cell or element readily stained with safranin.

safrene (saf'rēn). A hydrocarbon, $C_{10}H_{16}$, obtained from sassafras.

safrol (saf'rol). An oily, volatile, anodyne substance, the methylene ether of allyl dioxybenzene, $C_3H_5.C_6H_3.O_2\,CH_2$, from sassafras oil. useful in headache and neuritis. Dose, 20–30 min. (1.333–2 c.c.).

safrosin (saf'ro-sin). Bluish eosin.

sagapenum (sag-ap-e'num) [L.; Gr. σαγάπηνον]. A fetid gum-resin from *Fer'ula per'sica*, much like galbanum and asafetida: little used.

sage (sāj). A labiate plant, *Sal'via officina'lis*. See *Salvia*.

sagittal (saj'it-al) [L. *sagitta'lis; sagit'ta* arrow]. Shaped like or resembling an arrow.

Sagnac rays (san-yak'). See under *ray*.

sago (sa'go). A starch mainly derived from the pith of various species of palm, chiefly of the genus *Sa'gus*.

sagradin (sag-ra'din). A proprietary preparation of cascara sagrada. aperient.

sagrotan (sag'ro-tan). An antiseptic and germicide liquid composed of chlorcresol 8 per cent, chlorxylenol 4 per cent., soap 22 per cent, alcohol 9 per cent, and water 57 per cent.: used as a wound irrigant and for the disinfection of excreta in dilutions of 1 : 20 to 1 : 100.

sagur (sa'gur). An astringent gall formed on certain East Indian tamarisks.

Sahli's desmoid reaction, test, whistle (sah'lēz) [Herman *Sahli*, physician in Bern, born 1856] See under *reaction, tests*, and *whistle*.

Saigon cinnamon (si-gon'). See *cinnamon*.

Saint Anthony's fire. Erysipelas.

St. John Long's liniment [John *St. John Long*, an English quack and portrait painter, 1800–1837]. See *liniment*.

Saint Vitus' dance. Chorea.

saiodin (sa-i'o-din). See *sajodin*.

sajina (sah-je'nah). An East Indian plant, *Morin'ga pterygosper'ma:* used in rheumatism and dyspepsia.

sajodin (saj'o-din). A colorless or yellowish powder, calcium monoiodobehenate, $(C_{21}H_{42}I.CO\,O)_2Ca$: used like the iodids. Dose, 15–45 gr. (1–3 gm.) daily.

sakushu fever (sah-koo'shoo). See under *fever*.

sal (sal). Latin for *salt*. **s. acetosel'la,** potassium binoxalate. **s. aëra'tus,** potassium bicarbonate. **s. alem'broth.** See *alembroth*. **s. ammoni'ac,** ammonium chlorid. **s. carolī'num facti'tum,** artificial Carlsbad salt. **s. commu'nis,** common salt; sodium chlorid. **s. dam'mar,** an aromatic resin from the sal-tree, *Sho'rea robus'ta*, of India. **s. de duo'bus,** potassium sulphate. **s. diuret'icum,** potassium acetate. **s. enix'um,** potassium bisulphate. **s. ethyl,** a proprietary preparation of ethyl salicylate in gelatin globules containing 5 min. (0.33 c.c.). **s. hepat'ica,** a proprietary effervescent saline laxative and uric acid solvent. **s. kissingen'se facti'tum,** artificial Kissingen salt. **s. polychrest,** potassium sulphate with sulphur. **s. prunel'la,** potassium nitrate in balls. **s. so'dæ,** sodium carbonate. **s. vichya'num facti'tum,** artificial Vichy salt. **s. volat'ile, s. volat'ilis,** ammonium carbonate.

salabrose (sal'ab-rōs). A form of anhydrosugar.

salacetin (sal-as-e'tin). Phenylamin acetosalicylate: used as an antiseptic, analgesic, and uric-acid solvent.

salacetol (sal-as-e'tol). A crystalline compound of acetone and salicylic acid, $OH.C_6H_4.COO.CH_2.CO.CH_3$. antirheumatic and antiseptic. Dose, 30–45 gr. (2–3 gm.). Called also *salicylacetol* and *salantol*

salactol (sal-ak'tol). A compound of sodium salicylate, sodium lactate, and hydrogen dioxid: used in diphtheria.

salamanderin (sal-am-an'der-in). A poisonous base, $C_{34}H_{60}N_2O_5$, from the skin of a species of salamander.

salamid (sal-am'id). An amid derivative of salicylic acid or from the oil of gaultheria: antirheumatic.

salantol (sal-an'tol). See *salacetol*.

salarabin (sal-ar'ab-in). A proprietary antidiarrheic and intestinal astringent for veterinary work.

salazolon (sal-az'o-lon). Salipyrin.

salborol (sal-bor'ol). An antirheumatic and antiseptic compound containing boric acid and salol.

salbromalid (sal-bro'mal-id). A proprietary compound containing salicylic acid, ammonium bromid, and acetanilid: antirheumatic. Same as *antinervin*.

saldanin (sal'dan-in). A locally anesthetic alkaloid from *Datu'ra arbo'reum*, a Mexican tree or shrub.

salen (sal'en). A proprietary mixture of methyl and ethylglycolic esters of salicylic acid.

salenal (sal'en-al). A proprietary ointment of salen.

salep (sa'lep). The dried tubers of various species of orchid: nutritious and demulcent, and reputed to be aphrodisiac.

saleratus (sal-er-a'tus). Potassium bicarbonate, $KHCO_3$.

salethyl (sal-eth'il). A proprietary ethyl salicylate, said to be chemically pure.

salfene (sal'fēn). A proprietary analgesic, antiseptic, and antispasmodic mixture. Dose, 5–10 gr. (0.333–0.666 gm.).

salhypnone (sal-hip'nōn). Benzoylmethylsalicylic acid ester, $C_6H_4O(COC_6H_5)COOCH_3$: an antiseptic in colorless needles.

sa'lia effervescen'tia. Effervescent salts; the N. F. name for preparations made by adding sodium bicarbonate and tartaric and citric acids to the active salt.

salibromin (sal-ib-ro'min). White crystals of dibrom-salicylic-methyl-ester.

salicaine (sal-ik-a'in). A proprietary brand of saligenin.

salicamar (sal''ik-am-ar'). A clear, syrupy fluid, $CH_2OH.CHOH.CH_2O.C_6H_4.CO_2.CH_2CHOH.CH_2OH$, a glycerin ester of glycerosalicylic acid: antirheumatic and stomachic.

salicidol (sal-is'id-ol). A proprietary form of mercury salicylate.

salicin (sal'is-in) [L. *sa'lix* willow]. A bitter tonic and antiperiodic glucosid, $C_6H_{11}O_5.O.C_6H_4.CH_2OH$, in white, powdery crystals, from willow and poplar. Ptyalin and emulsin hydrolyze it to glucose and ortho-oxybenzyl alcohol. It is used in rheumatism, and, like quinin, in intermittent fever, coryza, and neuralgia. Dose, 5–30 gr. (0.333–2 gm.).

salicitrin (sal-is-it'rin). Novaspirin.

salicol (sal'ik-ol). A proprietary combination of methyl alcohol, oil of gaultheria, salicylic acid, and water: antiseptic.

salicyl (sal'is-il). The supposed radical, $C_7H_5O_2$, of salicylic acid. **s. salicylic acid,** diplosal.

salicylacetol (sal''is-il-as-e'tol). Same as *salacetol.*

salicylage (sal'is-il-āj). The treatment of food-substances with salicylic acid so as to preserve them.

salicylal (sal-is-il'al). Salicylic aldehyd. See *aldehyd.*

salicylaldehyd (sal-is-il-al'de-hīd). Salicylous acid. See under *acid.*

salicylamid (sal''is-il-am'id). A yellow, analgesic and antirheumatic crystalline derivative of methyl salicylate, $C_6H_4(OH)CO.NH_2$, the amid of salicylic acid. It is used like salicylic acid. Dose, 3–5 gr. (0.2–0.33 gm.).

salicylanilid (sal''is-il-an'il-id). A compound formed by heating a mixture of salicylic acid, anilin, and phosphorus trichlorid.

salicylase (sal-is'il-ās). An enzyme oxidizing salicyl aldehyd into salicylic acid.

salicylate (sal'is-il-āt). Any salt of salicylic acid. The salicylates are used like salicylic acid in rheumatism. The official salicylates are those of lithium, methyl, sodium, and physostigmin.

salicylated (sal'is-il-a-ted). Containing or impregnated with salicylic acid.

salicylbromanilid (sal''is-il-brōm-an'il-id). Same as *salbromilid.*

salicylic (sal-is-il'ik). Pertaining to the radical salicyl. **s. acid.** See *acid.*

salicylid (sal'is-il-id). Salicylous acid. See under *acid.*

salicylism (sal'is-il-izm). The toxic effects of excessive dosage with salicylic acid or its salts.

salicylize (sal'is-il-īz). To treat with or bring under the influence of salicylic acid.

salicylol (sal'is-il-ol). A fragrant volatile liquid, $C_7H_8O_2$, obtainable from salicin and from various plants.

salicylquinin (sal''is-il-kwin'in). Saloquinin.

salicyl-resorcinol (sal''is-il-re-zor'sin-ol). An analgesic, antipyretic, and antiseptic compound, $C_{13}H_{10}O$, derived from salicylic aldehyd and resorcinol. Dose, 5–15 gr. (0.33–1 gm.).

salicyl-resorcinol-ketone. Trioxybenzophenone: an antiseptic used in skin diseases and in typhoid fever. Dose, 45–60 gr. (3–4 gm.).

salicyluric acid (sal-is-il-u'rik). See *acid.*

salicylysin (sal-is-il'is-in). A proprietary make of thiosinamin salicylate.

salifebrin (sal-ef-e'brin). Salicylanilid, a white, antiseptic powder, $C_{13}H_{11}NO_2$: antineuralgic and antipyretic. used in rheumatism and malaria.

salifiable (sal'if-i-ab-l) [L. *sal* salt + *fi'eri* to become]. Capable of combining with acids so as to form salts.

saliformin (sal-if-or'min). Formin, or urotropin, salicylate, $(CH_2)_6N_4.C_6H_4(OH).COOH$, a white, soluble, crystalline powder. It is soluble in water and alcohol, and is used as an antiseptic and a solvent of uratic deposits. Daily dose, 15–30 gr. (1–2 gm.).

salify (sal'if-i). To convert into a salt.

saligallol (sal-ig-al'ol). Disalicylate of pyrogallol, $(OH.C_6H_4.COO)_2C_6H_3OH$; a resin-like substance: used externally in skin diseases, and as a vehicle of various applications used as varnishes.

saligenin (sal-ij'en-in). Salicylic alcohol, $OH.C_6H_4.CH_2OH$, ortho-oxybenzyl alcohol; derivable from salicin and convertible into salicylic acid. It occurs in colorless scales or needles, soluble in alcohol, ether, and hot water: used in rheumatism, typhoid, and malarial fever. It is a local anesthetic similar in action to novocain. Dose, 7½–15 gr. (0.5–1 gm.).

saligenol (sal-ij'en-ol). Same as *saligenin.*

salihexin (sal-i-hek'sin). A proprietary urinary antiseptic.

salimenthol (sal-im-en'thol). A light yellowish fluid, the salicylic-acid ester of menthol. used as an anodyne in capsules.

salimeter (sal-im'et-er) [L. *sal* salt + *me'trum* measure]. A hydrometer for ascertaining the strength of saline solutions.

salinaphthol (sal-in-af'tol). See *betol.*

saline (sa'līn) [L. *sali'nus; sal* salt]. Salty; of the nature of a salt; containing a salt or salts.

salinigrin (sal-in-i'grin). A glucosid, $C_{13}H_{16}O_7$, from the bark of willow: used like salicin.

saliodin (sal-i'o-din). A proprietary preparation for the treatment of uric-acid diathesis.

saliphen (sal'if-en). See *saliphenin.*

saliphenin (sal-if-e'nin). Salicyl-paraphenetidin, $C_6H_4(OC_2H_5)NH.C_6H_5(OH)CO$: an antipyretic.

salipyrin (sal-ip-i'rin). Antipyrin salicylate, $C_{11}H_{12}N_2O.(OH)C_6H_4.COOH$, a crystalline substance, somewhat soluble in water, and containing about 58 parts of salicylic acid and 42 parts of antipyrin. It is soluble in 200 parts of cold and 25 parts of boiling water; freely soluble in alcohol and ether. It is an anodyne and antipyretic, and is used in rheumatism, neuralgia, and hectic fever. Dose, 15–30 gr. (1–2 gm.).

saliretin (sal-ir-e'tin). A whitish-yellow, resinous substance, $C_{14}H_{14}O_3$, obtainable from salicin or saligenin.

saliseparin (sal-is-ep'ar-in). See *parillin.*

salit (sal'it). An oily fluid, a salicylic acid ester of borneol, $C_{10}H_{17}O.CO.C_6H_4OH$, insoluble in water, but freely soluble in alcohol, ether, and oils It is split up in the body into salicylic acid and borneol. It is applied by inunction in a mixture with an equal part of olive oil.

salitannol (sal-it-an'ol). A white, amorphous powder, $C_{14}H_{10}O_7$ a derivative of salicylic and gallic acids: insoluble in water, ether, and chloroform, but slightly soluble in alcohol. It is a surgical antiseptic.

salithymol (sal-ith-i'mol). Thymol ester of salicylic acid, $C_6H_3(CH_3)(C_3H_7)O\ COC_6H_4(OH)$, a white and sweet, crystalline powder soluble in alcohol or ether, slightly in water. It is used as an internal antiseptic.

salitonia (sal-it-o'ne-ah). A proprietary stomach remedy.

saliva (sal-i'vah) [L.]. The spittle; a clear, alkaline, somewhat viscid, digestive fluid secreted by the salivary glands. It contains ptyalin, a digestive ferment, and serves to moisten and soften the food, keeps the mouth moist, and converts starch into maltose. The saliva also contains mucin, serum-albumin, globulin, leukocytes, epithelial débris, and potassium thiocyanate. Certain toxins frequently occur in it. **chorda-s.,** submaxillary saliva produced in response to stimulation of the chorda tympani nerve. It is less viscid and turbid than that of the unstimulated gland. **ganglionic s.,** that which is obtained by irritating the submaxillary gland. **lingual s.,** that which is secreted by Ebner's glands and other serous glands of the tongue. **parotid s.,** that which is produced by the parotid gland. It is thinner and less viscid than the other varieties, containing no mucin. **sublingual s.,** that of the sublingual gland, the most viscid of all. **submaxillary s.,** that of the submaxillary gland. **sympathetic s.,** the secretion of the submaxillary gland on stimulation of its sympathetic nerve-supply. It is more viscid and turbid than that of the unstimulated gland.

salivant (sal'iv-ant). Provoking a flow of saliva.

salivary (sal'iv-a-re) [L. *saliva'rius*]. Pertaining to the saliva.

salivate (sal'iv-āt). To produce an excessive flow of saliva.

salivation (sal-iv-a'shun) [L. *saliva'tio*]. An excessive discharge of saliva; ptyalism.

salivator (sal'iv-a-tor). An agent which salivates.

salivatory (sal'iv-at-o-re). Causing salivation.

salivin (sal'iv-in). Ptyalin.

salivolithiasis (sal-i''vo-lith-i'as-is) [*saliva* + Gr. λίθος stone]. Formation of a salivary calculus.

Salix (sa'liks) [L. for *willow*]. A genus of trees and shrubs: the willows. The bark is a bitter tonic, containing salicin. See *willow*.

Salkowski's test (sal-kow'skē) [Ernst Leopold *Salkowski*, physiologic chemist in Berlin, 1844–1923] See under *tests*.

sallenders (sal'en-derz). See *mallanders*.

salmester (sal-mes'ter). See *mesotan*.

salmin (sal'min). A protamin from the spermatozoa of the salmon.

Salmonella (sam-o-nel'ah) [Daniel Elmer *Salmon*, American pathologist, 1850–1914]. 1. A name given to the *Bacillus suipestifer*, formerly known as *Bacillus choleræ suis*. 2. A genus of the Bacteriaceæ found in the intestinal tract in acute inflammatory conditions **S. enterit'idis.** Same as *Bacterium enteritidis* **S. poraty'phi,** Bacterium paratyphosum A **S. schotmuel'leri,** Bacterium paratyphosum B.

salmonellosis (sam-o-nel-o'sis). An infectious disease of hogs having a low degree of contagiousness, caused by the *Bacillus suipestifer* and resembling hog-cholera in its symptoms and lesions.

salo (sa'lo). A proprietary disinfectant and deodorizer.

salochinin (sal-o-kin'in). See *saloquinin*.

salocoll (sal'o-kol). Phenocoll salicylate, $C_2H_5O.C_6H_4.NH.CO\ CH_2.NH_2.C_7H_6O_3$, a crystalline salt: used as an antirheumatic and antipyretic. Dose, 10–20 gr (0.666–1.333 gm.).

salocreol (sal-o-kre'ol). A salicylic acid derivative of beech-wood creosote phenols: used by inunction in rheumatism, erysipelas, gout, etc.

salol (sa'lol). 1. Phenyl salicylate, $OH.C_6H_4.CO.O\ C_6H_5$, a white, crystalline powder, nearly insoluble in water, but soluble in chloroform, ether, oils, and in 10 parts of alcohol. It is split up in the intestine into salicylic acid and phenol. It is an antirheumatic, antiseptic, and antipyretic, and is used in neuralgia and rheumatism, in jaundice, and in gonorrhea to sterilize the bladder contents. Dose, 5–15 gr. (0.333–1 gm.). 2. Any one of that group of the esters of salicylic acid to which normal salol belongs **acetyl s.** See *spiroform*. **s.-camphor,** a compound of 3 parts of salol and 1 part of camphor, forming a colorless, oily liquid: used as a local antiseptic. **s. chloral,** an oily liquid, a compound of salol and hydrated chloral, used as a hypnotic and antiseptic.

Salomon's test (sal'o-monz) [Hugo *Salomon*, contemporary physician in Vienna]. See under *tests*.

salop (sal'op). Same as *salep*.

salophen (sal'o-fen). Acetyl paraminophenyl salicylate, $C_6H_4(OH).COO\ C_6H_4.NH\ CO.CH_3$, a crystalline substance containing 50 per cent of salicylic acid. It is used like the latter in acute rheumatism, and also as an intestinal antiseptic. Dose, 15–90 gr. (1–6 gm.)

salophenin (sal-o-fe'nin). Salophen.

saloquinin (sa-lo-kwin'in). A crystalline substance, $OH\ C_6H_4.CO.O.C_{20}H_{23}N_2O$, the salicylic acid ester of quipin. It is soluble in alcohol and ether, is tasteless and non-toxic. It is used like quinin in rheumatism, neuralgia, sciatica, typhoid fever, etc. Dose, 15–30 gr. (1–2 gm.). Also called *salochinin*. **s. salicylate.** Same as *rheumatin*.

salosantal (sa-lo-san'tal). A preparation of salol and oil of santal: used in gonorrhea, cystitis, and nephritis. Dose, 10–20 min. (0.66–1.33 c.c.).

salpingectomy (sal-pin-jek'to-me) [Gr. σάλπιγξ tube + ἐκτομή excision]. Surgical removal of an oviduct.

salpingemphraxis (sal''pin-jem-fraks'is) [Gr. σάλπιγξ tube + ἔμφραξις stoppage]. Obstruction of an oviduct or of the eustachian tube.

salpingian (sal-pin'je-an) [Gr. σάλπιγξ tube] Pertaining to an oviduct or to a eustachian tube. **s. dropsy,** hydrosalpinx.

salpingion (sal-pin'je-on). A point at the apex of the petrous bone on its lower surface.

salpingitic (sal-pin-jit'ik). Pertaining to salpingitis.

salpingitis (sal-pin-ji'tis) [Gr. σάλπιγξ tube]. Inflammation of an oviduct or of the eustachian tube **chronic vegetating s.,** a form characterized by marked hypertrophy of the mucosa of the oviduct. **hemorrhagic s.,** that which attends rupture of a blood-vessel and effusion of blood. **interstitial s.,** that which is attended with hyperplasia of the connective tissue. **mural s., parenchymatous s.** See *pachysalpingitis*. **nodular s.,** a form attended with the growth of nodules in the walls and mucosa of the tube. **s. prof'luens,** salpingitis in which the discharge has been locked up in the tube for a time, but afterward discharges. **pseudofollicular s.,** that which is characterized by agglutination of the walls of the tube, causing a formation of saccules. **purulent s.,** inflammation of the oviduct attended with suppuration. **tuberculous s.,** a nodular salpingitis due to the tubercle bacillus.

salpingocatheterism (sal-ping-o-kath'et-er-izm). The catheterization of a eustachian tube

salpingocele (sal-ping'o-sēl) [Gr. σάλπιγξ tube + κήλη hernia] Hernial protrusion of a fallopian tube.

salpingocyesis (sal-ping''o-si-e'sis) [Gr. σάλπιγξ tube + κύησις pregnancy]. Pregnancy in an oviduct.

salpingomalleus (sal-ping''o-mal'e-us). The tensor tympani muscle.

salpingo-oöphorectomy (sal''ping-o-o''of-o-rek'to-me) [Gr. σάλπιγξ tube + *oophorectomy*]. Surgical removal of an oviduct and ovary.

salpingo-oöphoritis, salpingo-ovaritis (sal''ping-o-o''of-o-ri'tis, sal-ping''o-o-var-i'tis) [*salpingitis* + *oophoritis*]. Inflammation of an oviduct and an ovary.

salpingo-oöphorocele (sal-ping''o-o-of-or'o-sēl) [*salpingocele* + *oophorocele*]. Hernia containing the ovary and fallopian tube

salpingo-oöthecitis (sal-ping''o-o-o-the-si'tis) [Gr. σάλπιγξ tube + ὠοθήκη ovary + -ιτις inflammation]. Salpingo-oophoritis.

salpingo-oöthecocele (sal-ping''o-o-o-the'ko-sēl) [Gr. σάλπιγξ tube + ὠοθήκη ovary + κήλη hernia]. Hernia of the ovary and oviduct.

salpingo-oöthectomy (sal-ping''o-o-o-thek'to-me) [Gr. σάλπιγξ tube + ὠοθήκη ovary + ἐκτομή excision]. Salpingo-oöphorectomy.

salpingo-ovariectomy (sal-ping''o-o-va-re-ek'to-me). Same as *salpingo-oophorectomy*.

salpingo-ovariotomy (sal''pin-go-o''va-re-ot'o-me). Same as *salpingo-oophorectomy*.

salpingoperitonitis (sal-ping''o-per-it-o-ni'tis). Inflammation of the peritoneum lining the fallopian tube.

salpingopexy (sal-ping'o-pek-se) [Gr. σάλπιγξ tube + πῆξις fixation]. The operation of fixing the fallopian tube.

salpingopharyngeal (sal-ping''o-far-in'je-al). Pertaining to the eustachian tube and the pharynx.

salpingopharyngeus (sal-ping''o-far-in'je-us). The levator palati muscle.

salpingorrhaphy (sal-ping-or'a-fe) [Gr. σάλπιγξ tube + ῥαφή suture]. The stitching of an oviduct to its ovary after a partial removal of the latter.

salpingosalpingostomy (sal-ping"o-sal-ping-os'-to-me). The operation of implanting a fallopian tube that has been operated on into its fellow.

salpingoscope (sal-ping'o-skōp) [Gr. *σάλπιγξ* tube + *σκοπεῖν* to examine]. An instrument for exploring the nasopharynx and eustachian tube.

salpingostaphyline (sal-pin"go-staf'il-in). Pertaining to the eustachian tube and the uvula.

salpingostaphylinus (sal-ping"o-staf-il-i'nus) [Gr. *σάλπιγξ* tube + *σταφυλή* uvula]. The tensor palati muscle.

salpingostomatomy (sal-pin"go-sto-mat'o-me) [Gr. *σάλπιγξ* tube + *στόμα* mouth + *τομή* cut]. The operation of resecting a portion of the oviduct and forming a new abdominal ostium.

salpingostomy (sal-ping-os'to-me) [Gr. *σάλπιγξ* tube + *στόμα* mouth]. The formation of an opening or fistula into an oviduct for the purpose of drainage.

salpingotomy (sal-ping-ot'o-me) [Gr. *σάλπιγξ* tube + *τέμνειν* to cut]. Surgical incision of an oviduct.

salpingo-ureterostomy (sal-ping"o-u-re-ter-os'-to-me) [Gr. *σάλπιγξ* tube + *ureter* + Gr. *στόμα* mouth]. The operation of making an anastomosis between the ureter and the fallopian tube.

salpingysterocyesis (sal-pin-jis"ter-o-si-e'sis) [Gr. *σάλπιγξ* tube + *ὑστέρα* womb + *κύησις* pregnancy]. Pregnancy partly in the oviduct and partly in the uterus.

salpinx (sal'pinks) [Gr. *σάλπιγξ* tube]. 1. An oviduct. 2. A eustachian tube.

salpyrin (sal-pi'rin). Same as *salipyrin*.

salseparisin (sal-sep-ar-i'sin). See *parillin*.

salt (sawlt) [L. *sal;* Gr. *ἅλς*]. 1. Sodium chlorid, or common salt. 2. Any compound of a base or radical and an acid; any compound of an acid some of whose replaceable hydrogen atoms have been substituted. **acid s.**, any salt in which the combining power of the acid is not completely exhausted **bakers' s.**, ammonium carbonate: sometimes used in leavening cakes. **basic s.**, any salt with more than the normal proportion of the basic elements. **bay-s.**, common salt derived from sea-water. **bile s.**, the salt of a bile acid. **buffer s.**, a salt, such as sodium bicarbonate and sodium phosphate, in the blood, which is able to absorb acid or alkali without a corresponding change in hydrogen-ion concentration. **Carlsbad s.**, a mixture of sodium sulphate, potassium sulphate, sodium chlorid, and sodium bicarbonate. **common s.**, sodium chlorid, NaCl. **Crab Orchard s.**, a complex saline obtained by evaporating the water of a spring at Crab Orchard, Ky. **diuretic s.**, potassium acetate, $CH_3.COOK$. **double s.**, any salt in which the hydrogen atoms of the acid have been replaced by two metals. **Epsom s.**, magnesium sulphate. **Everitt's s.**, iron and potassium cyanid. **s. frog**, Cohnheim's frog; a frog whose blood has been entirely removed from the vessels and replaced by a salt solution. **Gettysburg s.**, a salt compound obtained from the water of a lithic spring at Gettysburg, Pa. **Glauber's s.**, sodium sulphate. **haloid s.**, any binary compound of a halogen—*i. e.*, of chlorin, iodin, bromin, fluorin. **Homberg's sedative s.**, boracic acid. **microcosmic s.**, sodium and ammonium phosphate, $NaNH_4HPO_44H_2O$. **Monsel's s.**, iron subsulphate: a brown and highly styptic substance. **neutral s.**, **normal s.**, any salt which is neither acid nor basic. **pancreatic s.**, a mixture of the pancreatic ferments with common salt: used as a digestant. **peptic s.**, common salt mixed with pepsin: used as a digestant. **Plimmer's s.**, antimony sodiotartrate: used in trypanosome infection. **Preston's s.**, **smelling s.**, aromatized ammonium carbonate: stimulant and restorative. **s.-rheum**, chronic eczema. **Rochelle s.**, potassium and sodium tartrate. **Siegnette's s.** Same as *Rochelle s.* **s. solution.** See *solution*.

saltation (sal-ta'shun) [L. *salta'tio*]. Chorea, or the dancing which sometimes accompanies it.

saltatorial (sal-tat-o're-al). Saltatoric.

saltatoric, saltatory (sal-tat-o'rik, sal'tat-o-re). Marked by leaping or dancing. See *spasm*.

Salter's incremental lines (sawl'terz) [Sir James A. *Salter*, English dentist of the nineteenth century]. See under *line*.

salt-fever. See *fever*.

salt-free diet. See *dechloridation*.

saltpeter (sawlt-pe'ter) [L. *salpe'tra* or *sal pe'træ*]. Potassium nitrate, KNO_3. **Chile s.**, sodium nitrate.

salts (sawlts). A saline purgative. See *Epsom s.*, *Glauber's s.*, *Rochelle s.*, under *salt*.

salt-sac (sawlt-sak). See under *sac*.

salubrin (sal'u-brin). A preparation containing alcohol, acetic acid, acetic ether, and water: antiseptic and hemostatic. used externally and in gargles.

salubrious (sal-u'bre-us) [L. *salu'bris*]. Conducive to health; wholesome.

salubrol (sal'u-brol). Tetrabromomethylene diantipyrin a product of the action of bromin on methylene and antipyrin: a harmless and inodorous powder, antiseptic and hemostatic: used like iodoform.

saludador (sah-loo-thah-thōr') [Sp. "a healer"]. In Spain, a person who professes to be able to restore the health by the exercise of mysterious natural powers.

salufer (sal'u-fer) [L. *sa'lus* health + *fer're* to bring]. An antiseptic and astringent solution of sodium silicofluorid.

salumin (sal'u-min). Aluminum salicylate, $Al(OH.C_6H_4.CO.O)_3$, a reddish powder, used as an astringent and disinfectant in rhinitis and pharyngitis. **insoluble s.**, pure salumin in powder: used in nasal and throat diseases. **soluble s.**, salumin rendered soluble by ammonia and used in a solution.

salunguene (sal-un'gwēn). A proprietary salicylic ester salve used in veterinary practice.

salusol (sal'u-sol). A proprietary astringent, antiseptic, and germicide, being a compound spirit of acetic ether.

salutarium (sal-u-ta're-um) [L. *sa'lus* health]. A resort for the preservation of health.

salutary (sal'u-ta-re) [L. *saluta'ris*]. Favorable to the preservation and restoration of health.

salvacea (sal-va'se-ah). A proprietary soothing medicine for outward use.

salvarsan (sal'var-san). See *arsphenamin* **s. copper**, a yellowish-red powder, a combination of salvarsan and copper: suggested by Ehrlich for use in protozoan infections. **s. milk.** See under *milk*. **sulphoxylate s.**, a modified salvarsan.

salvarsanized serum (sal-var'san-īzd). See *serum*.

salvarsannatrium (sal"var-san-na'tre-um). Sodium salvarsan; a derivative of salvarsan so prepared that when dissolved in distilled water its solution has the same composition as solutions of salvarsan prepared by neutralization with sodium hydrate.

salvatella (sal-vat-el'ah) [L.]. A small vein of the little finger and dorsum of the hand.

salve (sahv). A thick ointment or cerate. See *ointment*. **Deshler's s.**, compound resin cerate. **fetron s.**, a salve composed of from 3 to 5 per cent. of the anilid of stearic acid with vaselin. **mother's s.**, brown ointment.

salvelin (sal-ve'lin). A protamin from the sperm of lake trout, Salvelinus namaycush.

salveol (sal've-ol). An antiseptic solution of sodium creosotate in cresol.

salvia (sal've-ah) [L.]. A genus of labiate plants. The leaves of *S. officina'lis*, sage, contain a volatile oil, and are sudorific, carminative, and astringent: used in sore throat and as an application to ulcers, also for the purpose of checking excessive milk secretion. Dose of fluidextract, ½–1 fl.dr. (1–4 c.c.).

salvin (sal'vin). A preparation of ethereal silicaceratin, used in skin diseases.

salviol (sal've-ol). An eleopten, $C_{10}H_{16}O$, from the volatile oil of *Sal'via officina'lis*.

salvosal (sal'vo-sal). See *solvosal*.

salysal (sal'is-al). An insoluble, colorless, tasteless, odorless, crystalline powder, the salicyl ester of salicylic acid, $OH.C_6H_4CO.O.C_6H_4COOH$, used the same as the salicylates. Called also *diplosal*.

Salzer's operation, test-meal (salz'erz) [Fritz Adolf *Salzer*, surgeon in Utrecht, born 1858]. See *operation* and *test-meal*.

samaderin (sam-ad'er-in). A light-yellow, bitter, crystalline principle from the fruit and bark of *Samad'era in'dica*. It paralyzes the voluntary muscles and quickens the respiration.

samandaridin (sam-an-dar'id-in) An alkaloid from the skin of various salamanders: less poisonous than samandarin.

samandarin (sam-an'dar-in). A poisonous alkaloid from the skin of various salamanders.

samarium (sam-a're-um). A very rare metallic element; symbol, Sm; atomic weight, 150.4.

sambucin (sam-bu'sin). A proprietary diuretic tincture of the bark of *Sambu'cus ni'gra*.

Sambucus (sam-bu'kus) [L. " the elder-tree "]. A genus of caprifoliaceous trees and shrubs; elder. The flowers of *S. canaden'sis* or *S. ni'gra* are sudorific, and are used as a dressing for wounds, burns, ulcers, etc. The berries are sudorific and alterative. *A'qua sam'buci* is used as a flavoring agent.

samol (sam'ol). An ointment containing 25 per cent. of salimenthol.

samshu (sam-shoo'). A Chinese spirit distilled from rice.

sanal (sa'nal). A proprietary surgical antiseptic.

sanarthrit (san-ar'thrit). A proprietary alcoholic extract of cartilage for protein therapy of arthritis, especially gonorrheal arthritis.

sanative (san'at-iv) [L. *sana're* to heal]. Having a tendency to heal; curative.

sanatogen (san-at'o-jen). A proprietary preparation of glycerinophosphate of sodium casein: used as a food for invalids.

sanatol (san'at-ol). A thick, brown, proprietary liquid containing sulphuric acid and the phenol esters: disinfectant and antiseptic. Called also *Artmann's creolin*.

sanator (san-a'tor). A proprietary wine of ferromanganate and glycerophosphate of lime.

sanatorium (san-at-o're-um) [L. *sanato'rius* confering health, from *sana're* to cure]. 1. An establishment for the treatment of sick persons, especially a private hospital for convalescents or those who are not extremely ill. The term is now applied particularly to an establishment for the open-air treatment of tuberculous patients. 2. A health station; a health-resort in a hot region.

sanatory (san'at-o-re) [L. *sanato'rius*]. Conducive to health.

sanatose (san'at-ōs). The glycerin phosphate of sodium casein: nutritive.

Sanctorius (sank-to're-us). An Italian physician, 1561–1636. He was professor of medicine at Padua, and published several works, the most important of which is " Ars de Statica Medicina."

sand, brain- (sand). Acervulus cerebri. **intestinal s.**, sand-like matter made up of oxids of calcium and phosphorus, bacteria, bile-pigment, etc., formed in the intestine. Its presence is attended with pain and mucous colic.

sand-bath (sand'bath). See *bath*.

sand-crack. A crack in a horse's hoof, sometimes causing lameness. When situated on the inside of the hoof it is termed *quarter-crack;* when in the forepart of the hoof it is *toe-crack*.

sand-fly (sand'fli). See *Phlebotomus papatassii*. **s. fever.** See under *fever*.

sandalwood (san'dal-wood) [L. *sant'alum*]. 1. The fragrant wood of *San'talum al'bum*, white or yellow sandal, and of other trees of the genera *San'talum* and *Fusa'nus*. The oil and other preparations are used like copaiba in gonorrhea, bronchitis, and diarrhea. Dose of oil, 5–30 min. (0.33–2 c.c.); of fluidextract, 1–2 fl.dr. (4–8 c.c.). 2. Red sandalwood, red saunders; the wood of *Pterocar'pus santali'nus*, a leguminous tree (L. *san'talum ru'brum*): used as a coloring agent.

sandarac (san'dah-rak) [Gr. σανδαράκη]. A white, transparent resin from *Cal'litris quadrival'vis*, a tree of Africa. It is used in dentistry in an alcoholic solution as a separating fluid and as a preservative varnish for plastic casts.

sandaracing (san'dar-ak-ing). The painting of a dental cast or impression with sandarac.

Sanders' sign (san'derz) [James *Sanders*, English physician, 1777–1843]. See *sign*.

Sandström's bodies (zant-strāmz) [Ivar *Sandström*, Norwegian physician of the nineteenth century]. The parathyroids.

Sandwith's bald tongue (sand'withs) [Fleming Mant *Sandwith*, British physician, 1853–1918]. See under *tongue*.

sane (sān) [L. *sa'nus*]. Of sound mind.

sang (sang). 1. Ginseng. 2. Sangaree.

sangaree (sang-ar-e') [Sp. *sangria*]. A drink containing wine or porter: often prescribed as a tonic or galactic.

sangogen (sāng'go-jen). A proprietary compound of predigested iron albuminate and manganese with strychnin and arsenic.

sangrenal (sang're-nal). A preparation from the exsanguinating renal glands of the sheep: used as an astringent and hemostatic and as a cardiac stimulant and tonic.

sanguestin (sang-wes'tin). A proprietary preparation of a principle derived from the suprarenal glands.

sanguicolous (sang-wik'o-lus) [L. *san'guis* blood + *col'lere* to dwell]. Inhabiting or living in the blood.

sanguifacient (sang-we-fa'shent) [L. *san'guis* blood + *fa'cere* to make]. Forming blood.

sanguiferous (sang-wif'er-us) [L. *san'guis* blood + *fer're* to bear]. Conveying or containing blood.

sanguiferrin (sang-wif-er'in). A liquid preparation of hemoglobin, iron, and manganese.

sanguification (sang"wif-ik-a'shun) [L. *san'guis* blood + *fa'cere* to make]. The process of making blood; also conversion into blood.

sanguimotor, sanguimotory (sang-wim-o'tor, sang-wim-o'tor-e) [L. *san'guis* blood + *mo'tor* mover]. Pertaining to the circulation of the blood.

sanguinal (sang'win-al). A preparation of fresh blood, defibrinated and dried, and said to contain 10 per cent. of hemoglobin, 46 per cent. natural blood salts, and 44 per cent. of muscle-albumin. It is used as a hematinic in chlorosis and anemia.

Sanguinaria (sang-win-a're-ah) [L.]. A genus of papaveraceous plants. The rhizome of *S. canaden'sis*, blood-root, contains the alkaloid sanguinarin, and is a gastric tonic, emetic, expectorant, and cholagogue. It is useful in coughs, jaundice, bronchitis, etc. In large doses it is an irritant poison. Dose of vinegar (*ace'tum sanguina'riæ*), 10–30 min. (0.666–2 c.c.); of fluidextract, 5–15 min. (0.333–1 c.c.); of tincture, 5–30 min. (0.333–2 c.c.).

sanguinariin (sang-win-a're-in). A proprietary concentration from sanguinaria.

sanguinarin (sang-win-a'rin). 1. A white alkaloid, $C_{20}H_{15}NO_4.H_2O$, from *Sanguina'ria canaden'sis*: tonic and expectorant. Dose, $\frac{1}{10}$–$\frac{1}{4}$ gr. (0.0016–0.016 gm.). 2. A precipitate or concentration prepared from *S. canaden'sis*. Dose, $\frac{1}{8}$–1 gr. (0.008–0.066 gm.).

sanguine (sang'win) [L. *sanguin'eus; san'guis* blood]. 1. Abounding in blood. 2. Ardent; hopeful.

sanguineous (sang-win'e-us) [L. *sanguin'eus*]. Abounding in blood; pertaining to the blood.

sanguino (sang'win-o). A therapeutic preparation of blood, in a liquid or in tablets, said to contain all the carbohydrates, fats, albumins, and iron salts of the animal economy.

sanguinoform (sang-win'o-form). A therapeutic preparation containing hemoglobin and nucleated erythrocytes, from embryonic pigs.

sanguinol (sang'win-ol). A proprietary liquid preparation of a petrolate with sanguinaria and antiseptics.

sanguinolent (sang-win'o-lent) [L. *sanguinolen'tus*]. Of a bloody tinge.

sanguinopoietic (san"gwin-o-poi-et'ik) [L. *san'guis* blood + Gr. ποιεῖν to make]. Forming blood.

sanguirenal (sang-wir-e'nal) [L. *san'guis* blood + *ren* kidney]. Pertaining to the blood and the kidneys

sanguis (sang'wis). Latin for *blood*.

sanguisuga (sang-wis-u'gah) [L. *san'guis* blood + *su'gere* to suck]. A leech.

sanicult (san'ik-ult). A certain system of quack medicine.

sanies (sa'ne-ēz) [L.]. A fetid, ichorous discharge from a wound or ulcer, containing serum, pus, and blood.

saniopurulent (sa"ne-o-pu'ru-lent). Partly sanious and partly purulent.

sanioserous (sa"ne-o-se'rus). Partly sanious and partly serous.

sanious (sa'ne-us) [L. *sanio'sus*]. Of the nature of sanies.

sanipractic (san-ip-rak'tik). A system of medical practice based on applied prophylactic and therapeutic sanitation.

sanitarian (san-it-a're-an). A person who is expert in matters of sanitation and public health.

sanitarium (san-it-a're-um) [L.] An incorrect spelling or form of the word *sanatorium*.

sanitary (san'it-a-re) [L. *sanita'rius*]. Promoting or pertaining to health. **s. train.** See under *train*.

sanitas (san'it-as) [L. "health"]. A proprietary disinfectant prepared from turpentine.

sanitation (san-it-a'shun) [L. *san'itas* health]. The establishment of environmental conditions favorable to health; assanation.

sanitol (san'it-ol). A proprietary mouth-wash.

sanitorium (san-it-o're-um). An incorrect spelling of the word *sanatorium*.

sanity (san'it-e) [L. *san'itas* soundness]. Soundness, especially soundness of mind.

sanmethyl (san-meth'il). A proprietary preparation of methylene-blue, copaiba, salol, oils of santal and cinnamon, and the oleoresins of matico and cubebs. It is used in gonorrhea, etc. Dose, 10 min. (0.666 c.c.), in capsule.

sanmetto (san-met'o). A preparation of saw-palmetto and santal: used in bladder affections.

sano (sa'no). A proprietary dietetic remedy for anemia and indigestion.

sanocalcin (san-o-kal'sin). Calcium glycerinolactophosphate: used in chronic infectious diseases. Dose, 1½–8 gr. (0.1–0.5 gm.).

sanocrysin (san-o-kris'in) [L. *sa'nus* health + Gr. χρυσός gold]. A double thiosulphate of sodium and gold, $3Na_2S_2O_3.Au_2S_2O_3.4H_2O$, a white crystalline substance containing 37 per cent. of gold. Used by intravenous or intramuscular injection for the treatment of tuberculosis. Dose, 8–15 gr. (0.5–1 gm.). See *Möllgaard treatment*, under *treatment*.

sanoform (san'o-form). A colorless, crystalline substance, diiodomethyl salicylate, $OH.C_6H_2I_2.CO.O.CH_3$: used as a substitute for iodoform.

sanogyl (san'o-jil). A tooth paste containing fluorin salts and neosalvarsan in a soap base.

sanolith (san'o-lith). A proprietary tablet of calcium sulphate charged with a preparation of formaldehyd: used in aërial disinfection.

sanose (sa'nōs). A compound of casein (80 parts) and albumose (20 parts): a food for the sick; used also as a vehicle.

sanosin (san'o-sin). A preparation used for inhalation in pulmonary tuberculosis, consisting of flowers of sulphur, powdered charcoal, and powdered eucalyptus leaves with oil of eucalyptus.

Sansevieria (san"se-vi-e're-ah) [L.]. A genus of East Indian liliaceous plants; good in urethral, pulmonary, and rheumatic affections.

Sansom's sign (san'somz) [Arthur Ernest *Sansom*, English physician, 1838–1907]. See *sign*.

Sanson's images (san'sonz) [Louis Joseph *Sanson*, French physician, 1790–1841]. See *Purkinje-Sanson's images*, under *image*.

santal (san'tal) [L. *san'talum*]. White, or true, sandalwood.

santal-monal (san-tal-mo-nal'). A French antiseptic, analgesic, and diuretic containing methylene-blue in balsamic oils.

santalin (san'tal-in). A red, crystalline, resin-like dye, $C_{15}H_{14}O_5$, from red saunders. Called also *santalic acid*.

santalol (san'tal-ol). A sesquiterpenic alcohol, $C_{15}H_{25}OH$, the chief constituent of sandalwood. It is used in gonorrheal urethritis and cystitis Dose, 3 gr (0.2 gm.). **s. salicylate**, santyl.

santalum (san'tal-um). Sandal wood. **s. ru'brum**, red saunders; the heart-wood of *Pterocarpus santalinus*.

santol (san'tol). 1. A colorless, crystalline principle, $C_8H_8O_3$, from red saunders. 2. A proprietary sandalwood preparation for gonorrhea, etc.

santolin (san'to-lin). A proprietary preparation of oil of sandal, salol, and diastase, and the oleoresins of copaiba, cubebs, and matico: used in urethritis and cystitis.

santonica (san-ton'ik-ah) [L.]. Levant wormseed, or cina, the dried flower-heads of *Artemis'ia marit'ima*. Santonica contains santonin, and is used as a vermifuge, especially for seat-worms and round-worms, and for incontinence of urine. In large doses it is mydriatic and diuretic. Overdoses may cause convulsions and vertigo, and give a yellow or pinkish tint to objects seen. Dose, 5–30 gr. (0.33–2 gm.); of fluidextract, 15–60 min. (1–4 c.c.). The *trochis'ci santoni'ni* contain 1 gr. of santonin.

santonin (san'to-nin) [L. *santoni'num*]. A colorless, crystalline, and poisonous active principle, the inner anhydrid of santonic acid, $(CH_3)_2C_{10}H_8O.CH(CH_3)CO_2$, from santonica. It is used as a vermifuge like santonica. Dose, 1–4 gr. (0.066–0.266 gm.).

santoninoxim (san"to-nin-oks'im). A crystalline substance, $C_{15}H_{18}O_2NOH$, prepared from anthelmintic santonin. Dose for a child, $\frac{3}{4}$–2¼ gr. (0.049–0.149 gm.); for an adult, 2–4 gr. (0.132–0.264 gm.).

Santorini's cartilages, duct, muscle, etc. (san-to-re'nez) [Giovanni Domenico *Santorini*, Italian anatomist, 1681–1737]. See *cartilage, duct, muscle*, etc.

santozea (san-to'ze-ah). A preparation of santal, saw-palmetto, etc.: used as a diuretic and genito-urinary tonic.

santyl (san'til). A proprietary salicylic acid ester of santalol, $C_{15}H_{23}O.CO.C_6H_4.OH$: used internally in gonorrhea. Dose, 25 min. (1.5 c.c.) three times a day.

santylmethylether (san"til-meth"il-e'ther). Same as *thyresol*.

sap (sap). The natural juice of a living structure. **cell s.**, enchylema. **nuclear s.** See *karyolymph*.

sapa (sap'ah). A proprietary solid substitute for liquid soap.

sapacol (sap'ak-ol). A proprietary antiseptic paste for cutaneous affections.

sapene (sap'ēn). A liquid soap used as a vehicle for various proprietary antiseptics.

saphena (saf-e'nah) [L.; Gr. *σαφηνής* manifest]. Either of two large superficial veins of the leg. See *saphenous vein*, under *vein*.

saphenous (saf'e-nus). Pertaining to or associated with a saphena: applied to certain arteries, nerves, veins, etc.

sapid (sap'id) [L. *sap'idus*]. Having or imparting an agreeable taste.

sapin (sa'pin). A non-toxic ptomain, $C_5H_{14}N_2$: isomeric with cadaverin and neuridin.

sapiphore (sap'if-or) [L *sa'pis* taste + Gr. *φορεῖν* to bear]. Any member of a series of atomic groups which influence taste. If these are suitably mated, a sweet taste is said to result; if discordantly, a bitter taste.

sapo (sa'po) [L. for *soap*]. 1. Soap; a compound of a fatty acid with a suitable base. 2 White castile soap made of soda and olive oil used in pills, suppositories, plasters, and liniments· detergent. **s. anima'lis**, sapo domesticus. **s. cine'reus** (gray soap, or mercurial salve soap), a soap containing 50 per cent, by weight, of quicksilver and 5 per cent of benzoinated fat. **s. domes'ticus**, a preparation of a soft soap made of animal fat and soda. **s. du'rus**, hard soap. **s. mol'lis** (*soft soap*), **s. vir'idis** (*green soap*), a soap made of linseed or other oil, potash, alcohol, and water: used in skin diseases and liniments. Called also *green s.*

sapocarbol (sa-po-kar'bol). An antiseptic solution of cresol in potassium soap.

sapocrinin (sa-po-krin'in). Fleig's name for secretion produced by rubbing of the intestinal mucous membrane with a solution of soap.

sapodermin (sa-po-der'min). A proprietary soap containing 0.2 to 1 per cent. of mercuric albuminate: used in syphilitic and other skin affections.

sapogenin (sa-poj'en-in). A crystalline substance, $C_{14}H_{22}O_2$, derivable from saponin

sapolan (sa'po-lan). An ointment-base composed of soap, lanolin, and crude naphtha.

sapolanolin (sa-po-lan'o-lin). A preparation of 5 parts of lanolin and 4 parts of soft soap: used in eczema and acne.

saponaceous (sa-po-na'shus) [L. *sa'po* soap]. Of a soapy quality or nature.

saponal (sa'po-nal). Soap, 20 per cent.; sodium carbonate, 60 per cent.; and other ingredients: detergent.

Saponaria (sa-po-na're-ah). A genus of plants. The root of *S. officina'lis*, or soapwort, has alterative properties and was formerly used in skin diseases.

saponatus (sa-po-na'tus) [L.]. Charged or mixed with soap.

saponetin (sa-po-ne'tin). A crystalline substance, $C_{40}H_{66}O_{15}$, from soapwort, etc.

saponification (sa-pon-if-ik-a'shun) [L. *sa'po* soap + *fa'cere* to make]. The act or process of converting or becoming converted into soap. In chemistry, the term now denotes the hydrolysis of an ester by an alkali, resulting in the production of a free alcohol and an alkali salt of the ester acid.

saponin (sap-o'nin). 1. A glucosid, $C_{32}H_{54}O_{18}$, found in soap-wort, quillaia, and many other plants: it is an irritant poison; it is expectorant and emetic. 2. Any glucosid of the group to which typical saponin belongs.

sapotin (sap-o'tin). A white, crystalline glucosid, $C_{29}H_{52}O_{20}$, from the seeds of *Sapo'ta zapotil'la*.

sapotinetin (sap"o-tin-e'tin). A principle, $C_{17}H_{32}O_{10}$, from sapotin.

sapotoxin (sa-po-toks'in) [L. *sa'po* soap + *toxin*]. A poisonous glucosid, $C_{17}H_{26}O_{10}$, found in soap-bark (quillaia).

sappan wood (sap'an). The wood of a Philippine tree, *Cæsalpin'ia sap'pan*. A decoction is used as a dye, and also to control hemorrhage. Called also *sibucao*.

Sappey's fibers, ligament, veins (sap'ēz) [Marie Philibert Constant *Sappey*, French anatomist, 1810–1896]. See *fiber, ligament, vein*.

sapphism (saf'fizm) [after *Sappho*, Greek poetess]. Tribadism, or sexual perversion between women.

Sappin'ia diploi'dea. A genus of coprozoic amebæ having a definite cuticle and two similar nuclei. It has been called also *Amœba diploidea* and *Vahlkampfia diploidea*.

sapremia, sapræmia (sap-re'me-ah) [Gr. *σαπρός* rotten + *αἷμα* blood]. Intoxication due to the presence in the blood of the products of saprophytic and non-pathogenic bacteria. Called also *septic intoxication* and *putrid intoxication*.

sapremic, sapræmic (sap-re'mik). Pertaining to or of the nature of sapremia.

saprin (sa'prin) [Gr. *σαπρός* putrid]. A ptomain, $C_5H_{14}N_2$, from decaying visceral substances: not poisonous.

saprodontia (sa-pro-don'she-ah) [Gr. *σαπρός* rotten + *ὀδούς* tooth]. Caries of the teeth.

saprogen (sap'ro-jen). Any saprogenic microorganism.

saprogenic, saprogenous (sap-ro-jen'ik, sap-roj'en-us) [Gr. *σαπρός* putrid + *γεννᾶν* to produce]. Causing or arising from putrefaction.

saprol (sa'prol). A dark-brown, inflammable, oily mixture of 40 per cent. of crude cresols in hydrocarbons from petroleum· disinfectant.

Saprolegnia (sap-ro-leg'ne-ah) [Gr. *σαπρός* putrid + *λέγνον* border]. A genus of phycomycetous fungi. The species are partially saprophytic. *S. fe'rax* is destructive to salmon and to various water animals.

saprophilous (sa-prof'il-us) [Gr. *σαπρός* putrid + *φιλεῖν* to love]. Living upon decaying and dead matter; a term applied mainly to various microorganisms.

saprophyte (sap'ro-fīt) [Gr. *σαπρός* putrid + *φυτόν* plant]. Any vegetable organism living upon dead or decaying organic matter.

saprophytic (sap-ro-fit'ik) [Gr. *σαπρός* putrid + *φυτόν* plant]. Of the nature of or pertaining to a saprophyte.

sapropyra (sa-pro-pi'rah) [Gr. *σαπρός* putrid + *πῦρ* fire, fever]. Putrid or typhus fever.

saprotyphus (sa-pro-ti'fus) [Gr. *σαπρός* putrid + *τῦφος* typhus]. True or putrid typhus.

saprozoic (sap-ro-zo'ik) [Gr. *σαπρός* filth + *ζῷον* animal]. Living on dead or lifeless matter.

saprozoite (sap-ro-zo'īt). A protozoan organism which does not require a living host.

sapucainha oil (sah-poo-kin'hah). See under *oil*.

sarampion (sar-am'pe-on). See *serempion*.

sarcin (sar'sin) [Gr. *σάρξ* flesh]. 1. Same as *hypoxanthin*. 2. Same as *sarcine*.

Sarcina (sar-si'nah) [L. "pack"]. A genus of Coccaceæ characterized by the fact that cell division occurs under favorable conditions in three planes, forming regular packets. **S. al'ba**, a species with small cocci found in air and water. **S. auranti'aca**, a species from air, water, and

from white beer, producing a golden-yellow pigment (linoxanthin). **S. au'rea,** a species from pulmonary exudates of pneumonia; it produces a bright yellow pigment. **S. can'dida,** a species from water and the air of a brewery. **S. fla'va,** a species from beer and cheese; it produces a yellow pigment. **S. fusces'cens,** a species from the human stomach. **S. hyali'na,** a species from marsh-water. **S. intestina'lis,** a species from the intestines of man, animals, and fowls. **S. littora'lis,** a species from sea-water, producing a red pigment. **Löwenberg's s.,** a pathogenic form from a case of ozena. **S. lu'tea,** a species from air, the conjunctival sac, human skin, potato, water, etc., producing a yellow pigment. **S. max'ima,** a large species from malt-mash. **S. minu'ta,** a very small species from sour milk. **S. mor'rhuæ,** a species from cod-fish. **S. nob'ilis,** a species from old ascitic fluid, producing a brick-red pigment. **S. paludo'sa,** a species from marsh-water. **S. pulmo'num,** a non-pathogenic species from the sputum of phthisis. **S. reitenbach'ii,** a form from decaying water-plants. **S. re'nis,** a species from the kidneys of tuberculous cadavers. **S. ro'sea,** a species from air, beer, red milk, etc.: it produces an intensely red pigment. **S. ure'æ, S. uri'næ,** a form from the human bladder; not pathogenic **S. ventric'uli,** a species from the stomachs of men and animals, forming colonies of considerable size. **S. viola'cea,** a species from water producing a violet pigment. **S. vircho'wii,** a species from the human lung: said to cause the condition known as pseudomycosis sarcinica.

sarcine (sar'sin) [L. *sarci'na* pack]. A cube composed of eight bacterial cells (sarcine of the first power), or of sixty-four cells (sarcine of the second power), produced by the division of Sarcinæ.

sarcinic (sar-sin'ik). Pertaining to sarcinæ.

sarcitis (sar-si'tis) [Gr. σάρξ flesh + -ιτις inflammation]. Same as *myositis*.

sarco- [Gr. σάρξ flesh]. A prefix denoting relation to flesh.

sarco-adenoma (sar''ko-ad-en-o'mah). Same as *adenosarcoma*.

sarcoblast (sar'ko-blast) [Gr. σάρξ flesh + βλαστός germ]. The primitive cell which develops into a muscle-cell.

sarcocarcinoma (sar''ko-kar-sin-o'mah). Sarcoma and carcinoma combined.

sarcocele (sar'ko-sēl) [Gr. σάρξ flesh + κήλη tumor]. Any fleshy swelling or tumor of the testicle.

sarcocol (sar'ko-kol) [L. *sarcocol'la;* Gr. σάρξ flesh + κόλλα glue]. A nauseous gum-resin from various African species of *Penæ'a;* also a similar drug from Asia· now discarded as medicines.

sarcocyst (sar'ko-sist). A globular, oval, or elongated body produced by the growth of Sarcocystis and called the tubes of Rainey and of Miescher. They can sometimes be seen with the unaided eye in the muscles.

sarcocystin (sar-ko-sis'tin). A toxin obtained from the bodies of species of Sarcocystis.

Sarcocystis (sar-ko-sis'tis) [Gr. σάρξ flesh + κύστις bladder]. A genus of the Sarcosporidia. *S. bertram'i* is said to have been found in man. *S. blanchar'di* is found in cattle. *S. huc'li* is found in the seal. *S. kor'tei* is found in monkeys. *S. miscberia'na* is found in the pig. *S. muco'sa* is found in the kangaroo and perhaps in man. *S. mu'ris* is found in rats and perhaps in man. *S. tenel'la* is found in sheep and cattle and in man. *S. tenel'la bu'bali* is found in the meat of Indian buffaloes (*Bu'balus buf'felus*).

sarcocyte (sar'ko-sīt) [Gr. σάρξ flesh + κύτος cell]. The middle layer of the ectoplasm of a protozoan lying between the epicyte and the myocyte.

sarcode (sar'kōd) [Gr. σάρξ flesh + εἶδος form]. The protoplasm of animal cells.

Sarcodina (sar-ko-di'nah) [Gr. σαρκώδης flesh-like]. The lowest class of protozoa in which the body protoplasm is naked, locomotion and ingestion of blood being accomplished by pseudopodia. It includes Amœbæ, Foraminifera, Heliozoa, and Radiolaria.

sarco-enchondroma (sar''ko-en-kon-dro'mah). Sarcoma combined with enchondroma.

sarcogenic (sar''ko-jen'ik) [Gr. σάρξ flesh + γεννᾶν to produce]. Forming flesh.

sarcoglia (sar-kog'le-ah) [Gr. σάρξ flesh + γλία glue]. The substance which composes the eminences of Doyen at the points of entrance of nerves into muscle-fibers.

sarcoid (sar'koid) [Gr. σάρξ flesh + εἶδος form]. 1. Resembling flesh; fleshy. 2. A sarcoma-like tumor. **s. of Boeck,** multiple benign sarcoid. **Darier-Roussy s.,** a type of multiple benign sarcoid, characterized by the large size of its nodules and its subcutaneous location. **multiple benign s.,** a condition marked by the presence of nodules on the skin, caused by proliferation of connective tissue surrounding the blood-vessels; called also *sarcoid of Boeck* and *miliary lupoid*.

sarcolactate (sar-ko-lak'tāt). Any salt of sarcolactic acid.

sarcolactic acid (sar-ko-lak'tik). See *acid*.

sarcolemma (sar-ko-lem'ah) [Gr. σάρξ flesh + λέμμα husk]. The delicate elastic sheath which invests every striated muscle-fiber. See *muscle*

sarcolemmic, sarcolemmous (sar-ko-lem'ik, sar-ko-lem'us). Pertaining to or of the nature of sarcolemma.

sarcology (sar-kol'o-je) [Gr. σάρξ flesh + λόγος treatise]. That branch of anatomy which treats of the soft tissues of the body.

sarcolysis (sar-kol'is-is) [see *sarcolyte*]. Disintegration of the soft tissues; disintegration of flesh.

sarcolyte (sar'ko-līt) [Gr. σάρξ flesh + λύειν to dissolve]. A cell concerned in the disintegration of the soft tissues.

sarcolytic (sar-ko-lit'ik). Disintegrating flesh

sarcoma (sar-ko'mah), pl. *sarco'mata* [Gr. σάρξ, σαρκός flesh + -ωμα tumor]. A tumor made up of a substance like the embryonic connective tissue; tissue composed of closely packed cells embedded in a fibrillar or homogeneous substance. Sarcomata are often highly malignant. See also *chondrosarcoma, fibrosarcoma, lymphosarcoma, melanosarcoma, myxosarcoma, osteosarcoma,* etc. **Abernethy's s.,** a variety of fatty tumor found principally on the trunk. **adipose s.,** one which contains a copious element of fat. **alveolar s ,** a variety having a reticulated fibrous stroma inclosing groups of sarcoma cells, which resemble epithelial cells and are inclosed in alveoli walled with connective tissue. **angiolithic s.** Same as *psammoma*. **botryoid s.,** a grape-like form occurring within the cervix uteri. **chicken s.,** a malignant spindle-cell growth which can be transmitted to but one strain of fowl and is caused by a filtrable virus. **chloromatous s.,** a round-cell sarcoma of the periosteum of the skull, having a greenish color. Same as *chloroma*. **cylindromatous s.,** a sarcoma whose substance is traversed by cylinders of myxomatous tissue. **deciduocellular s.,** malignant deciduoma of the uterus. See *syncytioma malignum*. **encephaloid s.** Same as *round-cell s.* **fasciculated s.,** a spindle-cell sarcoma. **giant-cell s.,** a variety named from its containing large multinucleated cells, or myeloplaxes. **infective s.,** a growth in the dog, of uncertain nature, and attributed to infection. **leukocytic s.,** leukemia. **lymphatic s.,** lymphosarcoma. **mammary s.,** a sarcoma having the appearance and texture of mammary tissue. **medullary s.,** a soft, bleeding, fungous sarcoma; fungus hæmatodes. **melanotic s.,** a variety whose substance is pigmented with

melanin. **mixed-cell s.** Same as *polymorphous s.* **myelogenic s.**, a sarcoma involving the bone-marrow. **myeloid s.**, a variety containing both giant-cells and spindle-cells. **net-cell s.**, a variety of myxosarcoma. **oat-cell s.**, **oat-shaped-cell s.**, a sarcoma in which the cells are bluntly elongated and contain long oval nuclei. **osteogenic s.**, a general term for tumors occurring in bone and arising from bone cells of osteogenic tissue. **osteoid s.**, a sarcoma in which bony tissue has developed. **parosteal s.**, a sarcoma situated close to the outer surface of a bone. **polymorphous s.**, a sarcoma containing cells of several varieties. **retroperitoneal s.**, sarcoma situated behind the peritoneum. **round-cell s.**, encephaloid or medullary cancer: a sarcoma with large or small cells resembling leukocytes. **Rous s.**, a peculiar sarcoma-like growth found in some fowls. From it can be obtained a filtrable virus which on inoculation into other fowls reproduces similar growths. **serocystic s.**, a proliferous cyst with intracystic growths **spindle-cell s.**, a form with spindle-shaped cells; a recurrent fibroid or fibroplastic tumor. **withering s.**, mycosis fungoides.

sarcomatoid (sar-ko'mat-oid). Resembling sarcoma.

sarcomatosis (sar''ko-mat-o'sis). A condition characterized by the formation of sarcomata. **s. cu'tis**, the development of sarcomatous growths on the skin. **general s.**, the occurrence of sarcomata in several parts of the body at the same time.

sarcomatous (sar-ko'mat-us). Pertaining to or of the nature of sarcoma.

sarcomelanin (sar-ko-mel'an-in) [Gr. *σάρξ* flesh + *μέλας* black]. The black pigment of melanosarcoma.

sarcomere (sar'ko-mēr) [Gr. *σάρξ* flesh + *μέρος* part]. Any one of the segments into which the lines or membranes of Krause are supposed to divide a muscular fibrilla.

sarcomphalocele (sar-kom-fal'o-sēl)[Gr. *σάρξ* flesh + *ὀμφαλός* navel + *κήλη* tumor]. A fleshy tumor of the umbilicus.

sarcomyces (sar-ko-mi'sēz) [Gr. *σάρξ* flesh + *μύκης* fungus]. A fleshy fungous growth.

Sarcophaga (sar-kof'ag-ah) [Gr. *σάρξ* flesh + *φαγεῖν* to eat]. A genus of flies of the family Muscidæ. The larvæ are sometimes accidental parasites on man. *S. carna'ria* is widely distributed in Europe. *S. commu'nis* is widely distributed in the United States. *S. chrysos'toma* is found in tropical America. *S. magnif'ica* is found in Russia.



Sarcophaga carnaria.

sarcoplasm (sar'ko-plazm)[Gr. *σάρξ* flesh+*πλάσμα* plasm]. The interfibrillary matter of the striated muscles; the substance in which the fibrillæ of the muscle-fiber are embedded

sarcoplasmic (sar-ko-plaz'mik). Composed of or containing sarcoplasm.

sarcoplast (sar'ko-plast) [Gr. *σάρξ* flesh + *πλαστός* formed]. An interfibrillary cell of a muscle, itself capable of being transformed into a muscle.

sarcopoietic (sar''ko-poi-et'ik) [Gr. *σάρξ* flesh + *ποιεῖν* to make]. Producing flesh or muscle.

Sarcopsylla (sar-ko-sil'ah). See *chigger*.

Sarcoptes (sar-kop'tēz) [Gr. *σάρξ* flesh + *κόπτειν* to cut]. A genus of acarids, including *S. scabie'i*, or the itch-mite which produces scabies in man. See *scabies*. Varieties of *S. scabie'i* cause mange of swine, horses, and dogs.

sarcosepsis (sar-ko-sep'sis) [Gr. *σάρξ* flesh + *sepsis*]. Sepsis due to the presence of bacteria in the tissues.

sarcosin (sar'ko-sin). Methyl-glycocoll, a crystallizable substance, $CH_3.NH.CH_2.COOH$, from decomposing creatin and caffein.

sarcosis (sar-ko'sis) [Gr. *σάρξ* flesh]. 1. The presence of multiple fleshy tumors. 2. Abnormal increase of flesh.

sarcosome (sar'ko-sōm) [Gr. *σάρξ* flesh + *σῶμα* body]. The darker and contractile part of a muscle fibril.

Sarcosporidia (sar''ko-spo-rid'e-ah) [Gr. *σάρξ* flesh + *sporidia*]. An order of sporozoan parasites found in the muscles of warm-blooded animals and producing anemia and cachexia. See *Sarcocystis*.

sarcosporidiosis (sar''ko-spo-rid-e-o'sis). The condition of being infected with Sarcosporidia.

sarcostosis (sar-kos-to'sis) [Gr. *σάρξ* flesh + *ὀστέον* bone]. Ossification of the fleshy tissues.

sarcostyle (sar'ko-stīl) [Gr. *σάρξ* flesh + *στῦλος* column]. Any one of the primitive fibrillæ of an elementary muscle-fiber: a muscle column.

sarcotherapeutics (sar''ko-ther-ap-u'tiks) [Gr. *σάρξ* flesh + *therapeutics*]. Treatment of disease by the use of animal extracts.

sarcotherapy (sar-ko-ther'ap-e). Sarcotherapeutics.

sarcotic (sar-kot'ik) [Gr. *σαρκωτικός*]. Promoting the growth of flesh.

sarcotome (sar'ko-tōm) [Gr. *σάρξ* flesh + *τέμνειν* to cut] A kind of écraseur worked by a spring.

sarcous (sar'kus) [Gr. *σάρξ*, *σαρκός* flesh]. Pertaining to flesh or to muscular tissues.

sardonic (sar-don'ik) [L *sardon'icus;* Gr. *Σαρδονικός* Sardinian]. Noting a kind of spasmodic or tetanic grin or involuntary smile, the *ri'sus sardon'icus:* so called from a plant of Sardinia, probably a *Ranun'culus*, or crowfoot, which was believed to produce it.

sarkin (sar'kin). Same as *hypoxanthin*.

Sarothamnus (sa-ro-tham'nus) [Gr. *σάρον* broom + *θάμνος* shrub]. A genus of leguminous European shrubs. *S. scopa'rius* is called broom. See *Scoparius*.

Sarracenia (sar-as-e'ne-ah) A genus of polypetalous plants, known as *sidesaddle-flower* and *pitcher-plant*, type of the order Sarraceniaceæ. *S. purpu'rea*, the commonest of the pitcher-plants of North America, is vaunted as a cure for small-pox: also its homeopathic preparation. The secretion of the pitcher of this plant is said to contain digestant and anesthetic ferments. It is a stimulant diuretic and aperient. *S. fla'va*, a species known as *trumpetleaf* and *huntsman's-horn*, is an effective remedy for diarrhea. Dose of fluidextract of rhizome, 5–15 min. (0.333–1 c.c.).

sarsa (sar'sah), gen. *sar'sæ* [L.; Sp. *sarça* briar]. Same as *sarsaparilla*.

sarsaparilla (sar''sap-ar-il'ah) [L.; Sp. "briar vine"]. The root of *Smi'lax officina'lis*, *S. mexica'na*, *S. med'ica*, and other species of tropical America. It contains the glucosid parillin, and is alterative and diuretic. It is employed, often in connection with iodids and mercurials, in late syphilis and chronic rheumatism, and is in high popular esteem as a tonic and blood purifier. Dose of fluidextract, ½–1 fl.dr. (2–4 c.c.); of compound fluidextract, ½–1 fl.dr. (2–4 c.c.); of decoction, 4–15 fl.oz. (118–444 c.c.); of syrup, 1–4 fl.dr. (4–16 c.c.).

sartian (sar'shan) [named for the *Sarts*, a people of Central Asia]. Noting an epidemic skin disease of Central Asia, characterized by facial nodules which become converted into scabby ulcers: probably furunculus orientalis.

sartorius (sar-to're-us) [L. from *sar'tor* tailor]. See *muscles, table of*.

Sassafras (sas'af-ras) [L.]. A genus of lauraceous trees. The root-bark of *S. variifo'lia*, a tree of North America, is aromatic, stimulant,

diaphoretic, and carminative. It is somewhat employed in the treatment of syphilis and skin diseases. The volatile oil contains safrene and safrol. It is an antinarcotic and carminative, but is chiefly used as a flavoring agent. Dose of fluidextract, 30–60 min. (2–4 c.c.); of volatile oil, 1–5 min. (0.066–0.333 c.c.). The pith of the stems of sassafras (*s. medul'la*) affords a mucilage (*mucila'go sas'safras medul'læ*) which is used as a demulcent in bronchial and gastric affections, and as an application in eye diseases.

sassy-bark (sas'e). The poisonous bark of *Erythrophlœ'um guineen'se*. See *Erythrophlœum*.

sat. Abbreviation for *saturated*.

satamul (sah'tah-mool). The *Aspar'agus sarmento'sus*, a medicinal plant of India.

satellite (sat'el-īt) [L. *satel'les* companion]. 1. A vein that closely accompanies an artery, such as the brachial. 2. A minor, or attendant, lesion situated near a larger one.

satellitosis (sat-el-i-to'sis). Accumulation of free nuclei about the ganglion-cells of the brain-cortex: seen in general paralysis, etc.

satrose (sat'rōs). A commercial preparation of oatmeal for use in diabetes.

saturated (sat'u-ra-ted). 1. Having all the chemic affinities satisfied. 2. Unable to hold in solution any more of a given substance

saturation (sat-u-ra'shun) [L. *satura'tio*]. 1. The act of saturating or condition of being saturated. 2. An effervescing draft or potion.

saturnine (sat'ur-nīn) [L. *saturni'nus; satur'nus* lead]. Pertaining to or produced by lead.

saturnism (sat'ur-nizm) [L. *satur'nus* lead]. Chronic lead-poisoning; plumbism.

satyria (sat-ir'e-ah). A proprietary tonic for the genito-urinary system.

satyriasis (sat-ir-ī'a-sis) [Gr. *σάτυρος* satyr]. Excessive venereal impulse in the male.

satyromania (sat"ir-o-ma'ne-ah) [Gr. *σάτυρος* satyr + *μανία* madness]. Same as *satyriasis*.

saucer, auditory. A saucer-shaped fold of the embryonic ectoderm which develops into the otocyst.

Sauerbruch's cabinet, prosthesis (sow'er-brooks) [Ferdinand *Sauerbruch*, surgeon in Greifswald, born 1875]. See under *cabinet* and *prosthesis*.

sauerin (zow'er-in). A proprietary preparation of a pure active culture of Massol's bacillus.

Saundby's test (sawnd'bēz) [Robert *Saundby*, English physician, 1849–1918]. See under *tests*.

saunders, red (sawn'derz). See *sandalwood*.

Saunders's disease, sign (sawn'derz) [Edward Watt *Saunders*, physician in St. Louis, born 1854]. See *disease* and *sign*

sauriasis (saw-ri'as-is). Sauriosis.

sauriderma (saw-rid-er'mah) [Gr. *σαῦρος* lizard + *δέρμα* skin]. Ichthyosis hystrix.

sauridon (saw'rid-on) [Gr. *σαῦρος* lizard]. A disinfectant substance distilled from fossil shells.

sauriosis (saw-re-o'sis) [Gr. *σαῦρος* lizard]. Ichthyosis sebacea cornea; Darier's disease.

sauroid (saw'roid) [Gr. *σαῦρος* lizard + *εἶδος* form]. Resembling a reptile. **s. cell** or **stage**. See *normoblast*.

saurol (saw'rol). A proprietary ammonium sulphur substitute for ichthyol derived from fossil fauna in the chalk layers of Trefontane, near Meriac, Switzerland.

sausage, sigmoid (saw'saj). See *sigmoid roll*, under *roll*.

sausage-poisoning (saw'saj). See *allantiasis* and *botulism*.

sausarism (saw'sar-izm). A dry or paralyzed condition of the tongue.

Saussure's hygrometer (so-sūrz) [Horace Bénédict de *Saussure*, Swiss physicist, 1740–1779]. See *hygrometer*.

Saussu'rea lap'pa. A plant of India. The essential oil is antiseptic and disinfectant. The powdered root (kuth root) is expectorant and is used in asthma.

Savill's disease (sa'vilz) [Thomas Dixon *Savill*, physician in London, 1856–1910]. See *disease*.

savin (sav'in) [L. *sabi'na*]. The evergreen shrub, *Junip'erus sabi'na*. The leaves and tops afford an acrid volatile oil, which is a poisonous stimulant, emmenagogue, and abortifacient. Its use in producing abortions is extremely dangerous. It is also given in dysmenorrhea, amenorrhea, gout, and rheumatism, and is used locally as an application to ulcers, condylomata, and carious teeth. Dose of fluidextract, 5–15 min. (0.333–1 c.c.); of tincture, 20–60 min. (1.333–4 c.c.); of oil, 1–5 min. (0.066–0.333 c.c.).

savoline (sav'o-līn). A proprietary cleansing fluid, used also as a medium for lotions and injections.

savonal (sav'o-nal). A soap mixture, used as an ointment-base.

saw (saw). A cutting instrument with a cutting or serrated edge. **Adams's s.**, a small straight saw with a long handle, for osteotomy. **amputating s.**, one for use in performing amputations. **Butcher's s.**, an amputating saw with a blade that can be set at various angles. **chain-s.**, one in which the teeth are set upon links, the saw being moved by pulling upon one or the other handle. **crown-s.**, a form of trephine. **Farabeuf's s.**, a saw the blade of which can be set at any desired angle. **Gigli's wire-s.**, a wire with saw-teeth, used in cranial operations. **hemp-s.**, a hempen cord used in cutting soft tissues. **Hey's s.**, a small saw for enlarging orifices in bones **s.-palmetto**. See *Serenoa*. **separating s.**, a saw for separating teeth. **Shrady's s.**, a saw for bone work operated through a fenestrated cannula which has been introduced alongside the bone by a trocar. **string-s.**, the string used in treating esophageal strictures by the "string-method" (q. v.). **subcutaneous s.** Same as *Shrady's s.*

saxifrage (saks'if-rāj) [L. *saxif'raga; sax'um* stone + *fran'gere* to break]. 1. A popular name for various herbs, chiefly those of the genus *Saxif'raga*, formerly reputed serviceable against urinary calculus; not now employed in scientific medicine. 2. *Pimpinel'la saxif'raga*, or Burnet saxifrage; an umbelliferous plant of Europe. an aromatic, stomachic, diaphoretic, and diuretic. Dose of fluidextract of root, 15–30 min. (1–2 c.c.).

saxifragrant (saks-if'rag-rant) [L. *saxif'ragus*]. 1. Dissolving or breaking up calculi. 2. A remedy for calculus.

saxin (sak'sin). A proprietary agent 600 times as sweet as sugar used like saccharin.

saxol (sax'ol). A proprietary liquid paraffin.

saxolin (sak'so-lin). A semisolid preparation of petroleum hydrocarbons resembling vaselin.

Sayre's jacket (sārz) [Lewis Albert *Sayre*, American surgeon, 1820–1901]. See *jacket*.

Sb. The symbol of *antimony* (*stibium*).

$SbCl_3$. Antimony trichlorid.

Sb_2O_3. Antimony trisulphid.

Sb_2O_5. Antimonic oxid.

Sb_4O_6. Antimonious oxid.

Sc. The symbol of *scandium*.

S. C., s. c. Abbreviation for *closure of the semilunar valves*.

scab (skab). 1. The crust of a superficial sore. 2. To become covered with a crust or scab. **crown s.**, a cancerous sore around the corners of the hoof of a horse **foot s.** Same as *sheep s.* **head s.**, any acariasis of the head, especially the sarcoptic scab of the head of sheep. **sheep s.**, a disease of sheep caused by the mite *Psoroptes communis*, which infests the skin at the base of the hairs. A

scab is formed which comes off, bringing the wool along with it. **Transkeian s.**, Veldt sore.

scabies (ska'be-ēz) [L. from *scab'ere* scratch]. The itch; a contagious skin disease due to the itch-mite, *Sarcop'tes scabie'i*, which bores beneath the skin, forming cuniculi or burrows. The disease is attended with intense itching, together with the eczema caused by scratching Called also *psora*. **Boeck's s.**, **s. crusto'sa**, Norwegian itch, a form characterized by crusts and pustules, and said to be due to an acarid parasitic upon wolves. **bovine s.**, a disease of cattle resembling sheep scab **s. feri'na**, acariasis itch of animals. **Norwegian s.**, radesyge. **ovine s.**, sheep scab. See under *scab*.

scabiophobia (ska"be-o-fo'be-ah) [*scabies* + Gr. *φόβος* fear]. Morbid fear of scabies.

Scabiosa (ska-be-o'sah) [L.]. A genus of dipsaceous plants called *scabious:* various species are popularly regarded as depuratives of the blood.

scabrities (ska-brish'e-ez) [L] A scaly or rough state of the skin. **s. un'guium**, a thickened and distorted condition of the nails.

scala (ska'lah) [L. "staircase"]. Any one of the three passages of the cochlea. **s. me'dia, s. of Löwenberg**, the cochlear canal, the space between the basilar membrane and Reissner's membrane: it contains the organ of Corti. See *ear* **s. tym'pani** [B N A], the tympanic canal; the part of the spiral canal below the lamina spiralis See *ear*. **s. vestib'uli** [B N A], the vestibular canal, the part of the spiral canal above the lamina spiralis. See *ear*.

scald (skawld). 1. A burn caused by a hot liquid or a hot, moist vapor. 2. Same as *scald-head*.

scald-head (skawld-hed'). A popular name for favus, porrigo, or other scaly affection of the scalp.

scale (skāl). 1. [L. *squa'ma*.] Any thin, plate-like structure, as of epithelial cells, compacted and shed from the skin. 2. [L. *sca'la*.] Anything marked off at regular intervals. 3. To scrape tartar from the teeth. **absolute s.**, the temperature scale which is based on the absolute zero (minus 273.13° C). **Baumé s.**, a hydrometer scale for determining the specific gravity of liquids. **Benoist's s.**, a scale for measuring the hardness of *x*-rays in terms of the thickness of aluminum necessary to reduce the intensity of the rays to that of the same rays that have been passed through a screen of silver 11 mm thick. **Bloch's s.**, a series of solutions of tincture of benzoin in glycerinated water, employed to determine by comparison of turbidity the amount of albumin precipitated in urine or other fluid by heat. **centigrade s.**, the scale of a centigrade thermometer. **Charrière s.**, a scale for grading the size of urethral sounds and catheters **Clark's s.** (*of the hardness of water*). It is based on the number of grains of calcium carbonate per imperial gallon. **diaphanometric s.**, a scale used for measuring the transparency of turbid solutions such as are produced in flocculation tests **Dunfermline s.**, a scheme for classifying children according to their degree of nutrition. 1, superior condition; 2, passable condition; 3, requiring supervision; 4, requiring medical treatment. **Kelvin s.** See *absolute* s **Sorensen s.**, a scale for hydrogen-ion concentration in which the values are expressed in PH. **Tallqvist's s.**, a series of lithographed colors showing the tints of blood of from 10 to 100 per cent. of hemoglobin, and accompanied by a booklet containing sheets of prepared paper. A sheet of the paper is moistened with a drop of blood and the color compared with the scale.

scalene (ska'lēn) [Gr. *σκαληνός* uneven]. 1. Unequally three-sided. 2. Pertaining to one of the scalenus muscles.

scalenus (ska-le'nus) [L.; Gr. *σκαληνός* uneven]. See *muscles, table of*.

scaler (ska'ler). An instrument for performing the operation of scaling. **curet s.**, a scaler having two cutting edges approximately parallel to the shank. **hoe s.**, a scaler having a single cutting edge, the blade being turned up at approximately a right angle to the shank.

scaling (ska'ling). Removal of concretions from the visible tooth surface and that part of the surface covered by the marginal gingiva or its equivalent.

scall (skawl). 1. Any scaly, or scabby, disease of the skin. 2. Favus of animals. **honeycomb s.**, an eruption consisting of small ulcers separated by raised edges. **milk s.**, crusta lactea.

scalma (skal'mah). A contagious febrile disease of the horse marked by coughing, difficult breathing, fever, loss of strength, and sometimes by pleuritis.

scalp (skalp). That part of the integument of the head which is hairy in both sexes.

scalpel (skal'pel) [L. *scalpel'lum*]. A small, straight knife, usually with a convex edge.

scalpriform (skal'prif-orm). Shaped like a chisel.

scalprum (skal'prum) [L. "knife"]. A raspatory; also a strong knife.

scaly (ska'le) [L. *squamo'sus*]. 1. Scale-like. 2. Characterized by scales.

scaly leg (ska'le leg) A disease of domestic fowls marked by heavy scales and incrustations on the legs, produced by a burrowing mite, *Cnemidocoptes mutans*.

scammonia (skam-o'ne-ah). Scammony.

scammonin (skam'o-nin). A glucosid, $C_{34}H_{56}O_{16}$, found in scammony.

scammony (skam'o-ne) [L. *scammo'nium, scammo'nia*]. The plant *Convol'vulus scammo'nia*, of Asia Minor and Syria. The root (*Scammo'niæ ra'dix*, U. S P) affords a gummy and resinous exudate (*scammo'niæ res'ina, scammo'nium*), which is an anthelmintic and hydragogue cathartic. It contains scammonium, and is employed chiefly, in conjunction with other purgatives, for constipation and dropsy. Dose of root, 3–10 gr. (0.2–0 666 gm.); of resin, 2–10 gr. (0.133–0 666 gm.); of mixture, 1 fl.oz. (30 c c.); of compound powder (which contains jalap also), 15 gr. (1 gm). **Mexican s.** is very similar to the true scammony.

scandium (skan'de-um). A very rare metallic element, symbol, Sc, atomic weight, 45 1.

scanning (skan'ing). Noting a manner of utterance characterized by somewhat regularly recurrent pauses. See *speech*.

Scanzoni's operation (skan-tso'nēz) [Friedrich Wilhelm *Scanzoni*, German obstetrician, 1821–1891]. See under *operation*.

scapha (ska'fah) [L. "a skiff"]. The scaphoid fossa.

scaphocephalic (ska"fo-sef-al'ik) [Gr *σκάφη* boat + *κεφαλή* head]. Having a keeled or boat-shaped head.

scaphocephalism, scaphocephaly (ska-fo-sef'-al-izm, ska-fo-sef'al-e). The condition of being scaphocephalic.

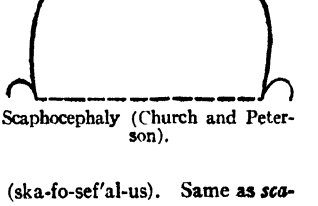

Scaphocephaly (Church and Peterson).

scaphocephalous (ska-fo-sef'al-us). Same as *scaphocephalic*.

scaphohydorcephalus (ska"fo-hi-dro-sef'al-us). Hydrocephalus in which the head assumes a boat-like shape.

scaphohydrocephaly (ska"fo-hi-dro-sef'al-e). A scaphocephalic form of the head due to hydrocephalus.

scaphoid (ska'foid) [L. *scaphoid'es;* Gr. σκάφη skiff + εἶδος form]. 1. Shaped like a boat; navicular. 2. The os scaphoides: the outer bone of the first row of the carpal bones. 3. A bone on the inner side of the tarsus, before the astragalus and behind the cuneiform bone.

scaphoiditis (skaf-oi-di'tis). Inflammation of the scaphoid bone. **tarsal s.** See *Kohler's disease,* under *disease.*

scapula (skap'u-lah) [L.]. The shoulder-blade; the flat, triangular bone in the back of the shoulder. **scaphoid s.**, a scapula in which the vertebral border is more or less concave. **s. ala'ta.** See *winged s.* **winged s.**, a scapula having a prominent vertebral border. Called also *s. alata.*

scapulalgia (skap-u-lal'je-ah) [*scapula* + Gr. ἄλγος pain]. Pain in the scapular region.

scapular (skap'u-lar). Of or pertaining to the scapula.

scapulary (skap'u-la re). A shoulder bandage, like a pair of suspenders or braces, to hold in place a body-bandage or girdle.

scapulectomy (skap-u-lek'to-me) [*scapula* + Gr. ἐκτομή excision]. The surgical removal of the scapula.

scapuloclavicular (skap''u-lo-klav-ik'u-lar). Pertaining to the scapula and the clavicle.

scapulodynia (skap''u-lo-din'e-ah) [*scapula* + Gr. ὀδύνη pain]. Pain in the region of the shoulder.

scapulohumeral (skap''u-lo-hu'mer-al). Pertaining to the scapula and the humerus.

scapulopexy (skap'u-lo-pek-se) [*scapula* + Gr. πῆξις fixation]. The operation of fixing the scapula to the ribs; done in some cases of myopathy.

scapulothoracic (skap''u-lo-tho-ras'ik). Pertaining to the scapula and the thorax.

scapus (ska'pus) [L. "shaft"]. The shaft of the hair.

scar (skar) [Gr. ἐσχάρα]. Same as *cicatrix.* **shilling s's,** round, superficial cicatrices left behind by an eruption of rupia.

scarf, Mayor's. A triangular bandage for immobilizing the upper limbs, and consisting of a square of stout cotton material 40 inches across, folded obliquely, 40 inches of 3-inch bandage, a plug of carded cotton 6 inches long and 4 inches thick, and a dozen stout safety-pins.

scarf-skin (skarf'-skin). The cuticle or epidermis. See *skin.*

scarification (skar''if-ik-a'shun) [L. *scarifica'tio*]. The making of a set of small, superficial incisions or punctures in the skin.

scarificator (skar'-if-ik-a-tor). An instrument for making a scarification.



Scarificator (DaCosta).

scarlatin (skar'lat-in). An antiscarlatinal serum extracted from the blood of infected animals. Called also *Morpinami's scarlatina toxin.*

scarlatina (skar-lat-i'nah) [L. "scarlet"]. An acute contagious and exanthematous fever with a scarlet eruption, or rash; scarlet fever (Sydenham, 1675). It begins with chills, vomiting, and sore throat, followed by pyrexia and rapid pulse. After about twenty-four hours the eruption appears as a rash of thickly set red spots, which begin to fade in two or three days, and is often gone by the end of the first week. The fever departs in favorable cases with the disappearance of the eruption, which is attended by a desquamation of the skin in fine, branny scales and in large flakes. Recovery may often be looked for in two or three weeks, but is seldom complete in less than six weeks, and it is during this stage that kidney complications are liable to occur, chiefly as a result of exposure to cold or wet. The nephritis is liable to lead to dropsy and uremia. Throat, ear, and eye complications are not infrequent, and often prove chronic. Scarlatina attacks principally children and youths, but may affect adults also. Second attacks are extremely rare. See *exanthemata, table of.* **s. angino'sa,** a dangerous form with marked throat symptoms. **s. hæmorrha'gica,** scarlatina in which there is extravasation of the blood into the skin and mucous membranes. **s. la'tens,** that in which no rash or fever is observed, but which is manifested in kidney disease or some other resultant complication. **s. malig'na,** a variety with severe symptoms and great prostration, often fatal; also a form in which the rash disappears suddenly and prematurely. **s. rheumat'ica,** dengue. **s. sim'plex,** a mild form attended with but little soreness of the throat.

scarlatinal (skar-lat'in-al). Pertaining to or due to scarlatina.

scarlatinella (skar-lat-in-el'ah). Mild apyretic scarlet fever.

scarlatiniform, scarlatinoid (skar-lat-in'if-orm, skar-lat'in-oid). Resembling scarlatina. **metadiphtheric s.,** an eruption with symptoms resembling those of scarlet fever, sometimes seen in convalescence from diphtheria.

scarlet (skahr'let) A bright red tinged with orange or yellow. **Biebrich s., water-soluble,** an azo dye used as a plasma stain, $C_6H_4(SO_2ONa).N:N.C_6H_2(SO_2.ONa).N\ N.C_{10}H_3OH$ **s. fever.** See *scarlatina.* **s. G.** Same as *sudan III.* **s. J. Jg.** Same as *bluish eosin.* **s. R, s.-red.** See under *red.*

Scarpa's fascia, foramen, membrane, shoe, triangle (skar'pahz) [Antonio *Scarpa,* Italian anatomist and surgeon, 1747–1832]. See *fascia, foramen, membrane, shoe, triangle.*

Scat. Abbreviation for L. *scat'ula,* a box.

scatacratia (skat-ak-ra'she-ah) [Gr. σκῶρ dung + ἀκρασία inability]. Incontinence of the feces

scatemia (ska-te'me-ah) [Gr. σκῶρ dung + αἷμα blood]. Intestinal toxemia.

scatol (ska'tol). See *skatol.*

scatologic (ska-tol-oj'ik). Pertaining to fecal matter.

scatology (ska-tol'o-je) [Gr. σκῶρ dung + λόγος treatise]. The study of the feces.

scatophagy (ska-tof'aj-e) [Gr. σκῶρ dung + φαγεῖν to eat]. The eating of excrement.

scatoscopy (ska-tos'ko-pe) [Gr. σκῶρ dung + σκοπεῖν to view]. Inspection of the feces.

scatoxyl (ska-tok'sil). The radical, C_9H_8ON.

scatula (skat'u-lah) [L. for "parallelepiped"]. An oblong paper box for powders or pills.

scavenger-cell (skav'en-jer-). See *cell.*

Sc. D. A. Right scapulo-anterior position of the fetus.

Sc. D. P. Right scapuloposterior position of the fetus.

Sc. L. A. Left scapulo-anterior position of the fetus.

Sc. L. P. Left scapuloposterior position of the fetus.

scelalgia (ske-lal'je-ah) [Gr. σκελίς leg + ἄλγος pain]. Pain in the leg.

Sceleth treatment (ske'leth) [Charles E. *Sceleth,* Chicago physician]. See under *treatment.*

scelotyrbe (sel-o-ter'be) [Gr. σκελίς leg + τύρβη disorder]. Spastic paralysis of the legs.

Schacher's ganglion (shah'kerz) [Polycarp Gottlieb *Schacher,* German physician, 1674–1737]. The ciliary ganglion.

Schachowa's tube (shah'ko-vahz) [Seraphina *Schachowa,* Russian histologist in Bern 19th century]. See under *tube.*

Schäfer's method (sha'ferz) [Edward Albert *Schäfer*, English physiologist, born 1850]. See under *respiration, artificial.*

Schäffer's reflex (sha'ferz) [Max *Schäffer*, contemporary German neurologist]. See *reflex.*

Schamberg's disease (sham'bergz) [Jay Frank *Schamberg*, Philadelphia dermatologist, born 1870] See under *disease.*

Schanz's syndrome (shahnts') [Alfred *Schanz*, contemporary German physician]. See *syndrome.*

scharlach r (shar'lak). Same as *scarlet red.* See under *red.*

Schaudinn's bacillus (shaw-dinz') [Fritz *Schaudinn*, German bacteriologist, 1871–1906]. The *Spirochæta pallida.*

Schede's method (sha'dēz) [Max *Schede*, surgeon in Bonn, 1844–1902]. A method of treating necrosis of bone by scraping away all dead bone and diseased tissue, permitting the cavity to fill with a blood-clot, and keeping the latter moist and aseptic by a cover of gauze and rubber tissue.

Scheele's green (sha'lez or shēlz) [Karl William *Scheele*, Swedish chemist, 1742–1786]. Copper arsenite.

Scheiner's experiment (shī'nerz) [Christoph *Scheiner*, physicist, 1575–1650]. The experiment of looking at an object through two pin-holes close together in a card. If the object is in focus, only one image is observed; if not, two or more images are seen.

schema (ske'mah) [Gr. *σχῆμα* outline]. A plan, outline, or arrangement; in homeopathy, the arrangement of the drug symptoms in anatomic order. **Hamberger's s.**, the external intercostal and the intercartalaginous muscles are inspiratory muscles, the internal intercostal muscles are expiratory.

schematic (ske-mat'ik) [Gr. *σχηματικός* resembling]. Serving as a diagram or model. See *eye.*

Schenck's disease (shenks) [Benjamin R. *Schenck*, American surgeon, born 1872]. Sporotrichosis.

Schenk's theory (shenks) [physiologist in Vienna, 1840–1904]. See under *theory.*

Scherer's test (sha'rerz) [Johann Joseph von *Scherer*, German physician, 1814–1869]. See under *tests.*

scherlievo (skār-lya'vo). A contagious disorder formerly prevalent in Illyria and Dalmatia: supposed to have been syphilis.

Scheurlen's bacillus (shor'lenz). See *bacillus.*

Schiassi's operation, solution (she-as'ez) [B. *Schiassi*, contemporary Italian surgeon]. See under *operation* and *solution.*

Schick's sign, test (sheeks') [Béla *Schick*, Austrian pediatrist in New York]. See under *sign* and *tests.*

Schiff's biliary cycle (shifs) [Moritz *Schiff*, German physiologist, 1823–1896]. See under *cycle.*

Schiff's test (shifs) [Hugo *Schiff*, German chemist in Florence, 1834–1915]. See under *tests.*

Schimmelbusch's disease (shim'el-boosh-ez) [Curt *Schimmelbusch*, German surgeon, 1860–1895]. See *disease.*

schindylesis (skin-dil-e'sis) [Gr. *σχινδύλησις* a splintering]. A synarthrosis in which one bone is received into a slit in another, as in the articulation of the perpendicular plate of the ethmoid bone with the vomer.

Schinus (ski'nus) [Gr. *σχῖνος* mastic]. A genus of anacardiaceous trees of warm regions. *S. mol'le*, of tropical America (pepper-tree), affords a kind of mastic, and is a mild purgative and aromatic.

Schiötz's tonometer (she-ets') [Hjalmar *Schiotz*, Norwegian physician, born 1850]. See *tonometer.*

schistasis (skis'tas-is) [Gr. *σχίστος* split]. A splitting; specifically, a congenital defect consisting of a split condition of the body, as schistocormia, schistomelia, schistosomia.

schistocelia (skis-to-se'le-ah) [Gr. *σχιστός* split + *κοιλία* belly]. Congenital fissure of the abdomen.

schistocephalus (skis-to-sef'al-us) [Gr. *σχιστός* cloven + *κεφαλή* head]. A fetus born with a cleft head.

schistocœlia (skis-to-se'le-ah). Schistocelia.

schistocormia (skis-to-kor'me-ah). A congenitally cleft condition of the trunk.

schistocormus (skis-to-kor'mus) [Gr. *σχιστός* split + *κορμός* trunk]. A monster-fetus in which the trunk is cleft.

schistocyte (skis'to-sīt) [Gr. *σχιστός* cleft + *κύτος* cell]. 1. A blood-corpuscle undergoing segmentation. 2. A product of the division of a red blood-corpuscle in malaria. **parasitiferous s.**, that half of a divided red blood-corpuscle which contains a parasite.

schistocytosis (skis"to-si-to'sis) [Gr. *σχιστός* cleft + *κύτος* cell]. The accumulation of schistocytes in the blood.

schistoglossia (skis-to-glos'e-ah) [Gr. *σχιστός* cleft + *γλῶσσα* tongue]. Fissure of the tongue.

schistomelia (skis-to-me'le-ah). A congenitally cleft condition of a limb.

schistomelus (skis-tom'e-lus) [Gr. *σχιστός* split + *μέλος* limb]. A monster with a cleft limb.

schistometer (skis-tom'et-er) [Gr. *σχιστός* cleft + *μέτρον* measure]. An instrument for measuring the aperture between the vocal cords.

schistoprosopia (skis"to-pros-o'pe-ah) [Gr. *σχιστός* split + *πρόσωπον* face]. A fissure of the face due to defective development.

schistoprosopus (skis-to-pros'o-pus) [Gr. *σχιστός* cleft + *πρόσωπον* face]. A monster-fetus born with a cleft face.

schistorachis (skis-tor'a-kis) [Gr. *σχιστός* cleft + *ῥάχις* spine]. Same as *spina bifida.*

Schistosoma (skis-to-so'mah) [Gr. *σχιστός* cleft + *σῶμα* body]. A genus of trematode parasites or flukes; the blood-flukes. **S. hæmato'bium**, a common parasite of tropical countries, especially Egypt, occurring in the natives, especially boys from six to ten years of age. It is found in dilatation of the veins, especially the cystic vein, producing irritability of the bladder, hematuria, and dysentery. The parasites enter the body by the alimentary tract, especially by drinking water, the invertebrate host being a small snail, *Isidora* (*Bulinus*) *contorta* and probably other species. Called also *Distoma hæmatobium* and *Bilharzia hæmatobia.* **S. japon'ica**, the Asiatic blood-fluke, a species found in Japan, China, and the Philippines, causing the katayama disease. The transmitting host is the small mollusk, *Blanfor'dia nosoph'ora*, which enters the body of man through the drinking-water. The symptoms of the infection point to the liver and the spleen, consisting of ascites, cachexia, bronchial trouble, and urticarial spots (urticarial fever). **S. manso'ni**, this species is very similar to *S. hæmatobium* except that (1) it is found in the feces instead of the urine, (2) the egg has a spur, and (3) its invertebrate host is the fresh-water snail, *Planorbis.* **S. pathlocop'ticum**, a form pathogenic for mice. The invertebrate host is the snail (*Limnæa*).



Schistosoma hæmatobium, male and female (×6) (Looss).

schistosomia (skis-to-so'me-ah). Congenital fissure of the abdomen.

schistosomiasis (skis-to-so-mi'as-is). Infection with Schistosoma. **Asiatic s.**, infestation with *Schistosoma japonicum;* katayama disease. **intestinal s.**, infestation with *Schistosoma mansoni,* which produces inflammation of the liver and intestines. **urinary s.**, infestation with *Schistosoma hæmatobium,* causing cystitis and hematuria.

schistosomus (skis-to-so'mus) [Gr. σχιστός cleft + σῶμα body]. A monster-fetus with a fissured abdomen. The lower limbs are usually rudimentary or wanting.

schistosternia (skis-to-ster'ne-ah) [Gr. σχιστός cleft + *sternum*]. Schistothorax.

schistothorax (skis-to-tho'raks) [Gr. σχιστός cleft + θώραξ chest]. Congenital fissure of the chest or sternum.

schistotrachelus (skis-to-trak-e'lus) [Gr. σχιστός split + τράχηλος neck]. A monster-fetus with fissure of the neck.

schizaxon (ski-zaks'ŏn) [Gr. σχίζειν to divide + ἄξων axis]. An axon which is divided into two equal, or nearly equal, branches.

schizocyte (skiz'o-sīt). Schistocyte.

schizocytosis (skiz-o-si-to'sis) [Gr. σχίζειν to divide + κύτος cell]. Schistocytosis.

schizogenesis (skiz-o-jen'es-is) [Gr. σχίζειν to split + γένεσις production]. Reproduction by sporulation without fertilization; asexual sporulation. Cf. *sporogony.*

schizogenous (skiz-oj'en-us). Reproducing by schizogenesis.

schizogony (skiz-og'o-ne). Same as *schizogenesis.*

schizomycete (ski"zo-mi-sēt') [Gr. σχίζειν to divide + μύκης fungus]. Any organism or species belonging to the *Schizomycetes.*

Schizomycetes (ski-zo-mi-se'tēz), pl. [Gr. σχιζός cleft + μύκης fungus]. A class of vegetable microorganisms, the bacteria or fission-fungi The class includes *Myxobacteriales,* or slime-mold bacteria; the *Eubacteriales,* or true bacteria; the *Thiobacteriales,* or sulphur bacteria; *Actinomyctales,* or thread bacteria; and *Spirochætales,* or spiral organisms.

schizomycetic (ski"zo-mi-set'ik). Due to the presence of bacteria.

schizomycosis (ski"zo-mi-ko'sis). Any disease due to the presence of schizomycetes.

schizont (ski'zont) [Gr. σχίζειν to divide]. One of the developmental forms of a protozoan which exhibits alternation of generations. The schizont develops by schizogony, giving rise to isospores which develop without conjugation. The other form is the *sporont,* which develops by sporogony, giving rise to anisospores which conjugate to form schizonts. Called also *monont* and *agamont.*

schizophrenia (ski-zo-fre'ne-ah) [Gr. σχίζειν to divide + φρήν mind]. Bleuler's term for dementia præcox which, according to his interpretation, represents a cleavage or fissuration of the mental functions.

schizophrenic (ski-zo-fren'ik). Pertaining to or affected with schizophrenia.

schizophrenosis (ski-zo-fre-no'sis). Southard's term for any disease of the dementia præcox group.

Schizosiphon (ski-zo-si'fon). A genus of nematogenous schizomycetes with flagelliform filaments, slender toward the extremity.

schizothemia (ski-zo-the'me-ah) [Gr. σχίζειν to divide + θέμα theme]. Interruption of an argument by reminiscences; regarded as hysterical by Breuer and Freud.

schizothemic (ski-zo-the'mik). Marked by schizothemia.

schizotonia (ski-zo-to'ne-ah) [Gr. σχίζειν to divide + τόνος tone]. Division of the influx of tone to the muscles, so that, for instance, the flexor groups of the arm become hypertonic, while in the leg the extensors become hypertonic.

schizotrichia (ski-zo-trik'e-ah) [Gr. σχίζειν to split + θρίξ hair]. Splitting of the hairs at the ends.

schizotrypanosis (ski-zo-tri-pan-o'sis). Infection by Schizotrypanum, a condition with symptoms resembling Hodgkin's disease.

Schizotrypa'num cru'zi. An organism resembling trypanosomes, but which undergoes schizogony in the vertebrate host. It causes an American form of trypanosomiasis, Chagas's disease, which is transmitted by Cimex, Rhodnius, Triatoma, Ornithodorus, and Rhipicephalus. See *Chagas's disease,* under *disease.*

schizozoïte (ski-zo-zo'īt) [Gr. σχίζειν to divide + ζῷον animal]. Same as *merozoite.*

schlammfieber (shlahm'fe-ber) [Ger "slime-fever"]. A disease resembling Weil's disease, which prevailed among young persons who worked in the flooded districts near Breslau in the summer of 1891.

Schlatter's disease, operation (shlat'erz) [K. *Schlatter,* surgeon in Zurich, born 1864]. See *disease* and *operation.*

Schleich's anesthesia, solution (shlīks) [Karl Ludwig *Schleich,* surgeon in Berlin, born 1859]. Infiltration-anesthesia. See *anesthesia, solution.*

Schlemm's canal (shlemz) [Friedrich S. *Schlemm,* German anatomist, 1795–1858]. See *canal.* **S's ligaments,** two ligamentous bands strengthening the capsule of the shoulder-joint.

Schlesinger's sign (shla'zing-erz) [Hermann *Schlesinger,* Austrian physician, born 1868] See *sign.*

Schlösser's method or **treatment** (shles'erz) [Carl *Schlosser,* German oculist, 1857–1925]. See *treatment.*

Schmidel's anastomosis (shme'delz) [Casimir Christoph *Schmidel,* German anatomist, 1718–1792]. See under *anastomosis.*

Schmidt's fibrinoplastic (shmits) [Eduard Oskar *Schmidt,* German anatomist, 1823–1886] Serum-globulin.

Schmidt's syndrome (shmits) [Johann Friedrich Moritz *Schmidt,* German laryngologist, born 1838] See *syndrome.*

Schmidt's test (shmits) [Adolf *Schmidt,* physician in Halle, 1865–1910]. See under *tests.*

schmutzdecke (schmoots'dek-uh). The carpet-like layer of bacteria, algæ, and other microorganisms which forms on the surface of a slow sand filter and which aids in purifying the water.

Schneider's carmin (shni'derz) [Franz Coelestin *Schneider,* German chemist, 1813–1897]. See *carmin.*

schneiderian membrane (sni-de're-an) [Conrad Victor *Schneider,* German physician, 1610–1680] See under *membrane.*

Schöler's treatment (sha'lerz) [Heinrich Leopold *Scholer,* German ophthalmologist, born 1844]. See *treatment.*

Schönbein's reaction, test (shān'līnz) [Christian Friedrich *Schönbein,* German chemist, 1799–1868]. See *reaction, tests*

Schönlein's disease (shān'līnz) [Johann Lukas *Schönlein,* German physician, 1793–1864]. See *disease.*

Schott's treatment (shots) [Theodore *Schott,* physician in Nauheim, 1850–1921]. See *treatment.*

Schreger's lines (shra'gerz) [Bernhard Gottlob *Schreger,* German anatomist, 1766–1825]. See under *line.*

Schreiber's maneuver (shri'berz) [Julius *Schreiber,* German physician, born 1848]. See *maneuver.*

Schridde's granules, hairs (shrid'ēz) [H. *Schridde,* contemporary German physician]. See under *granule* and *hair.*

Schröder's ring, operation (shra'derz) [Karl *Schröder,* German gynecologist, 1838–1887]. See *ring* and *operation.*

Schröder's test (shra'ders) [Woldemar von *Schroder*, German physician, 1850–1898]. See *tests*.

scrombrone (skrom'brōn). A histone found in mackerel sperm.

Schrön's bacillus, granule (shrenz) [Otto von *Schrön*, German pathologist in Naples, 1837–1913]. See *bacillus* and *granule*.

Schroth's treatment (shrōts) [Johann *Schroth*, German physician, 1800–1856]. See under *treatment*.

Schrötter's chorea (shret'erz) [Leopold von *Schrotter*, Viennese laryngologist, 1837–1908]. Chorea of the larynx.

Schuchardt's operation (shoo'kharts). Paravaginal hysterectomy.

Schüffner's granules (shef'nerz) [Wilhelm *Schüffner*, contemporary German pathologist]. See under *granule*.

Schüle's sign (she'lez) [Heinrich *Schüle*, contemporary German psychiatrist]. See under *sign*.

Schüller's method (shil'erz) [Karl Heinrich Anton Ludwig Max *Schuller*, surgeon in Berlin, 1843–1907]. See under *method*.

Schüller's phenomenon (shil'erz) [Arthur *Schüller*, contemporary Austrian neurologist]. See *phenomenon*.

Schultze's bundle, cells, tract (shoolt'sez) [Max Johann *Schultze*, German biologist, 1825–1874]. See *bundle, cell, tract*.

Schultze's fold, method (shoolt'sez) [Bernhard Sigismund *Schultze*, German gynecologist, 1827–1919]. See *fold* and *method*.

Schultze's monochord (shoolt'sez). See *monochord*.

Schultze's test (shoolt'sez) [Ernst *Schultze*, Swiss chemist, 1860–1912]. See under *tests*.

Schultze-Chvostek sign. Chvostek's sign.

Schütz's micrococcus (shitz'ez) [Johann Wilhelm *Schutz*, German veterinarian, 1839–1920]. See *micrococcus*.

Schwabach's test (svah'baks) [Dagobert *Schwabach*, otologist in Berlin, born 1846]. See under *tests*.

Schwalbe's corpuscles, fissure, foramen, sheath, space, etc. (shval'bez) [Gustav *Schwalbe*, German anatomist, 1844–1916]. See *corpuscle, fissure, foramen, sheath, space*, etc.

Schwann, sheath of (shwon) [Theodor *Schwann*, German physiologist, 1810–1882]. The neurilemma of a nerve-fiber. **S., white substance of,** the myelin of a medullated nerve-fiber.

Schwartz's method (shvartz) [Charles Edouard *Schwartz*, French surgeon, born 1852]. Multiple ligation for varicose veins.

Schwartze's operation (shvart'sez) [Hermann *Schwartze*, German otologist, 1837–1910]. See *operation*.

Schwarz's test (shvarz). 1. [Karl Leonhard Heinrich *Schwarz*, German chemist, 1824–1890]. See under *test*. 2. [G. *Schwarz*, contemporary German physician]. See under *tests*, 2d def.

Schwediauer's disease (shva'de-ow-erz) [François Xavier *Schwediauer*, Austrian physician, 1748–1824]. See under *disease*.

schweinerrothlauf (shwi-ner-ot'lowf). Same as *rouget du porc* (q. v.), or swine erysipelas.

schweineseuche (shwi''muh-soy'kuh) [Ger.]. Swine plague.

Schweinfurt green (shwin'foort). Paris green.

Schweitzer's reagent (shvi'tsers) [Matthias Eduard *Schweitzer*, German chemist, 1818–1860]. See *reagent*.

schwelle (shwel'eh). German for *threshold*.

Schweninger's method (shwen'in-gerz) [Ernst *Schweninger*, German physician, 1850–1924]. Reduction of obesity by the restriction of fluids in the diet.

sciage (se-ahzh') [Fr.]. A sawing movement in massage.

sciagram, sciagraphy, etc. See *skiagram, skiagraphy*, etc.

sciatic (si-at'ik) [L. *sciat'icus*; Gr. *ἰσχιαδικός*]. Pertaining to the ischium.

sciatica (si-at'ik-ah) [L.]. A painful inflammation of the sciatic nerve, usually a neuritis. It is attended with paresthesia of the thigh and leg, tenderness along the course of the nerve, and sometimes by wasting of the calf muscles. The pain is constant, but subject to exacerbations. The disease usually attacks persons of middle age.

scieropia (si-er-o'pe-ah) [Gr. *σκιερός* shady + *ὤψ* eye]. Visual defect in which objects appear in a shadow.

scilla (sil'ah). Latin for *squill*.

scillain (sil'ah-in). An amorphous and poisonous glucosid from squill: diuretic. Dose, $\frac{1}{60}$ gr. (0.0011 gm.).

scillaren (sil'ar-en) A glucosid obtained from squill. It is used as an expectorant and a cardiac tonic.

scillin (sil'in). A yellowish, crystalline glucosid from squill.

scillipicrin (sil-ip-ik'rin) [Gr. *σκίλλα* squill + *πικρός* bitter] A yellow, bitter, and amorphous active principle from squill. diuretic. Dose, $\frac{1}{60}$ gr. (0.0011 gm.).

scillitin (sil'it-in). One of the active principles of squill· diuretic. Dose, $\frac{1}{65}$ gr (0.001 gm.).

scillitoxin (sil-it-oks'in) [L. *scil'la* squill + *toxin*]. A brown, amorphous principle found in squill: a cardiac poison. Diuretic dose, $\frac{1}{10}$ gr. (0.001 gm).

Scindapsus officina'lis (sin-dap'sus). An araceous Asiatic plant: esteemed in oriental medicine.

scintillascope (sin-til'as-kōp) [L. *scintil'la* spark + Gr *σκοπεῖν* to view]. Same as *spintha riscope*.

scintillation (sin-til-a'shun) [L. *scintilla'tio*]. 1. An emission of sparks. 2. A subjective visual sensation, as of seeing sparks.

scirrhencanthus (skir-en-kan'thus) [Gr. *σκίρρος* hard tumor + *ἐν* in + *κάνθος* canthus]. Scirrhus of the lacrimal gland.

scirrhoblepharoncus (skir''o-blef-ar-ong'kus) [Gr. *σκίρρος* hard + *βλέφαρον* eyelid + *ὄγκος* tumor]. A scirrhous tumor of the eyelid.

scirrhoid (skir'oid) [Gr. *σκίρρος* scirrhus + *εἶδος* form]. Resembling a scirrhus.

scirrhoma (skir-o'mah) [Gr. *σκιρρος* hard + *-oμα* tumor]. A scirrhus. **s. caminiano'rum,** chimney-sweeper's cancer, or soot-cancer.

scirrhophthalmia (skir-of-thal'me-ah) [Gr. *σκίρρος* hard + *ὀφθαλμός* eye]. Scirrhus of the eye.

scirrhosarca (skir-o-sar'kah) [Gr. *σκίρρος* scirrhus + *σάρξ* flesh]. Scleroderma, or sclerema neonatorum.

scirrhous (skir'us) [L. *scirrho'sus*]. Pertaining to or of the nature of a scirrhus.

scirrhus (skir'us) [Gr. *σκίρρος*]. A hard cancer with a marked predominance of connective tissue.

scissel (siz'el). Small pieces of metal cut from a plate which is being made into the base of a denture.

scission (sizh'un) [L. *scin'dere* to cut]. Fission; splitting. In chemistry, the splitting of a molecule into two or more new molecules, particularly the splitting of one carbon from a chain.

scissiparity (sis-ip-ar'it-e) [L. *scin'dere* to split + *pa'rere* to bring forth]. Reproduction by fission.

scissor-gait (siz'er-gāt). See under *gait*.

scissor-leg (siz'er-leg). A crossing of the legs from deformity.

scissors (siz'erz). A cutting instrument with two opposed blades. **canalicular s.**, delicate scissors with one of the blades probe-pointed: used in slitting the lacrimal canal. **cannula-s.**, probe-pointed scissors used in slitting a canal lengthwise. **craniotomy-s.**, strong *f*-shaped shears for use in opening the fetal head. **de Wecker's s.**, a small scissors for operations on the eyeball, in which the blades are operated by pressure on two springs joined at the end like a pair of tweezers. **Jewish s.**, a cutting instrument used in circumcision: they have a limited use in surgery. **Liston's s.**, scissors for cutting plaster-of-Paris bandages. **Smellie's s.**, short, strong-bladed scissors with external cutting edges: used in craniotomy.

scissura (sis-su'rah) [L.]. A splitting. **s. pilo'rum**, splitting of the hair.

sclera (skle'rah) [L.; Gr. *σκληρός* hard]. [B N A] The sclerotic coat of the eye. See *sclerotica*.

scleradenitis (skle"rad-en-i'tis) [Gr. *σκληρός* hard + *ἀδήν* gland + *-ιτις* inflammation]. Inflammation and hardening of a gland.

scleral (skle'ral). Pertaining to the sclera.

scleratitis (skle-rat-i'tis). See *scleritis*.

scleratogenous (skle-rat-oj'en-us). Same as *sclerogenous*.

sclerectasia (skle-rek-ta'zhe-ah) [*sclera* + Gr. *ἔκτασις* extension]. A bulging out of the sclera.

sclerecto-iridectomy (skle-rek"to-i-rid-ek'to-me). The operation of excision of a portion of the sclera and of the iris for glaucoma. Called also *Lagrange operation*.

sclerectome (skle-rek'tōm). An instrument for performing sclerectomy.

sclerectomy (skle-rek'to-me) [Gr. *σκληρός* hard + *ἐκτομή* excision]. 1. Excision of a part of the sclera. 2. Removal of the sclerosed parts of the middle ear after otitis media.

scleredema (skle-re-de'mah). Sclerema neonatorum.

sclerema (skle-re'mah) [Gr. *σκληρός* hard]. A hardened or sclerosed state of a tissue, especially of the skin. **s. adulto'rum**, diffuse symmetric scleroderma. **s. neonato'rum**, a very fatal disease of early infancy, with coldness, hardening, and tightness of the skin, especially that of the feet and legs, and depression of the respiration and pulse. It is thought to be due to coagulation or congelation of the fat.

sclerencephalia, sclerencephaly (skle"ren-sef-a'le-ah, skle-ren-sef'al-e) [Gr. *σκληρός* hard + *ἐγκέφαλος* brain]. Sclerosis of the brain.

sclerenchymatous (skle-ren-kim'at-us). Of the nature of sclerenchyma.

sclererythrin (skle-rer'ith-rin) [*sclerotium* + Gr. *ἐρυθρός* red]. A red coloring-matter from ergot.

scleriasis (skle-ri'as-is) [Gr. *σκληρίασις*]. 1. Same as *scleroderma*. 2. A hardened state of an eyelid.

sclerin (skle'rin). Same as *rhinosclerin*.

scleriritomy (skle-ri-rit'o-me) [*sclera* + *iris* + Gr. *τέμνειν* to cut]. Incision of the sclera and iris in anterior staphyloma.

scleritis (skle-ri'tis) [*sclera* + Gr. *-ιτις* inflammation]. Inflammation of the sclerotica. It may be superficial (*episcleritis*) or deep. The latter form causes bulging and thinning of the sclerotic.

sclero-adipose (skle-ro-ad'ip-ōs). Composed of fibrous and fatty tissue.

scleroblastema (skle"ro-blas-te'mah) [Gr. *σκληρός* hard + *blastema*]. The embryonic tissue which takes part in the formation of bone.

scleroblastemic (skle"ro-blas-tem'ik). Pertaining to the scleroblastema.

sclerocataracta (skle"ro-kat-ar-ak'tah) [Gr. *σκληρός* hard + *καταρράκτης* downpour]. A hard cataract.

sclerochoroiditis (skle"ro-ko-roid-i'tis). Inflammation of the sclera and the choroid coat, resulting in atrophy of both coats and protrusion of the former. **s. ante'rior**, involves the anterior portions of the sclera and causes anterior staphyloma. **s. poste'rior**, a condition seen in progressive myopia in which posterior staphyloma occurs in the region of the optic disk.

scleroconjunctival (skle"ro-kon-junk-ti'val). Pertaining to the sclera and conjunctiva.

scleroconjunctivitis (skle-ro-kon-junk-tiv-i'tis). Inflammation of the sclera and the conjunctiva.

sclerocornea (skle-ro-kor'ne-ah). The sclera and the cornea considered as forming one organ.

sclerocorneal (skle-ro-kor'ne-al). Pertaining to the sclera and the cornea.

sclerodactylia (skle"ro-dak-til'e-ah) [Gr. *σκληρός* hard + *δακτυλός* finger]. Scleroderma of a finger or of the fingers and toes. **s. annula'ris ainhumoi'des**, a form which sometimes destroys the terminal phalanges.

scleroderma (skle-ro-der'mah) [Gr. *σκληρός* hard + *δέρμα* skin]. A disease of the skin in which thickened, hard, rigid, and pigmented patches occur, the connective tissue of the corium and subcutaneous structures being increased, a hidebound condition resulting (Watson, 1754). The ordinary form (*s. adulto'rum*) begins in middle life, and is often incurable. **s. circumscrip'tum**, morphea. **diffuse symmetric s.**, scleroderma. **s. neonato'rum**. Same as *sclerema neonatorum*.

sclerodermatitis, sclerodermitis (skle"ro-der-mat-i'tis, sk e"ro-der-mi'tis) [Gr. *σκληρός* hard + *δέρμα* skin]. Inflammation and hardening of the skin.

sclerogenous (skle-roj'en-us) [Gr. *σκληρός* hard + *γεννᾶν* to produce]. Producing sclerous tissue.

sclerogummatous (skle-ro-gum'at-us). Composed of fibrous and gummatous tissue.

scleroid (skle'roid) [Gr. *σκληρός* hard + *εἶδος* form]. Having a hard texture

sclero-iodin (skle-ro-i'o-din). A principle obtainable from ergot in small quantities.

sclero-iritis (skle-ro-i-ri'tis). Inflammation of the sclera and of the iris.

sclerokeratitis (skle"ro-ker-at-i'tis) [Gr. *σκληρός* hard, sclera + *κέρας* cornea]. Inflammation of the sclera and of the cornea.

sclerokerato-iritis (skle"ro-ker"at-o-i-ri'tis). Inflammation of the sclera, cornea, and iris.

scleroma (skle-ro'mah) [Gr. *σκλήρωμα* induration]. A hardened patch or induration, especially of the nasal or laryngeal tissues **s. respirato'rium**, rhinoscleroma.

scleromeninx (skle-ro-me'ninks) [Gr. *σκληρός* hard + *μῆνιγξ* membrane]. The dura mater.

scleromere (skle'ro-mēr) [Gr. *σκληρός* hard + *μέρος* part]. Any segment or metamere of the skeletal system.

sclerometer (skle-rom'et-er) [Gr. *σκληρός* hard + *μέτρον* measure]. An instrument for determining the hardness of substances.

scleromucin (skle-ro-mu'sin) [Gr. *σκληρός* hard + *mucin*]. A slimy, active principle from ergot.

scleronychia (skle-ro-nik'e-ah) [Gr. *σκληρός* hard + *ὄνυξ* nail]. A simultaneous thickening and dryness of the nails.

scleronyxis (skle-ro-nik'sis) [Gr. *σκληρός* hard + *νύξις* puncture]. Surgical puncture of the sclera.

sclero-oöphoritis (skle"ro-o-of-o-ri'tis) [Gr. *σκληρός* hard + *oophoritis*]. Sclerosing inflammation of the ovary.

sclero-oöthecitis (skle"ro-o-o-the-si'tis). Sclero-oöphoritis.

sclero-optic (skle-ro-op'tik). Pertaining to the sclerotica and the optic nerve.

sclerophthalmia (skle-rof-thal'me-ah) [Gr. *σκληρός* hard + *ὀφθαλμός* eye]. The condition in

which, from imperfect differentiation of the sclera and cornea, the former encroaches on the latter, so that only the central part of the cornea remains clear.

scleroprotein (skle-ro-pro'te-in) [Gr. σκληρός hard + *protein*]. A name proposed as a substitute for albuminoid. See *albuminoid* (3).

sclerosal (skle-ro'sal). Sclerous.

sclerosarcoma (skle"ro-sar-ko'mah) [Gr. σκληρός hard + σάρκωμα fleshy tumor]. A hard, fleshy variety of epulis.

sclerosed (skle-rōzd'). Affected with sclerosis.

sclerosing (skle-ro'zing). Causing or undergoing sclerosis.

sclerosis (skle-ro'sis) [Gr. σκλήρωσις hardness]. An induration, or hardening; especially hardening of a part from inflammation and in diseases of the interstitial substance. The term is used chiefly for such a hardening of the nervous system due to hyperplasia of the connective tissue. **Alzheimer's s.**, hyaline degeneration of the smaller cerebral blood-vessels, presenile insanity. **amyotrophic lateral s.**, a disease marked by a hardening of the lateral columns of the spinal cord with muscular atrophy. It may invade the oblongata and affect the ventral columns also. The disease always ends fatally in from one to three years, death occurring from extension of the hardening to the medulla oblongata. **annular s.**, sclerosis of the spinal cord, forming a band around it. **anterolateral s.**, sclerosis of the ventral and lateral columns of the cord, leading to spastic paraplegia. Called also *ventrolateral s* **arterial s.**, arteriosclerosis. **arteriocapillary s.** Same as *arteriosclerosis*. **bone s.**, eburnation. **cerebral s.**, multiple sclerosis of the brain. **cerebrospinal s.**, multiple sclerosis of the brain and spinal cord. See *multiple s.* **combined s.**, sclerosis of both the posterior and lateral columns of the cord. **diffuse s.**, a form affecting large areas of the brain and cord. **disseminated s.**, **focal s.**, **insular s.** Same as *multiple s.* **lateral s.**, a form seated in the lateral columns of the cord. It occurs either as a *primary* affection, resulting in spastic paraplegia, attended with rigidity of the limbs, increase of the tendon-reflexes, and absence of nutritive and sensory disturbance. The disease may also be *secondary* to myelitis, in which there is spastic paraplegia, with sensory and other disturbances. **lobar s.**, sclerosis involving an entire lobe of the brain. **miliary s.**, sclerosis occurring in minute spots. **Mönckeberg's s.**, degeneration of the arteries marked, in the arteries of large size, by extensive degeneration of the media, with atrophy of its muscular elements and frequent calcareous deposits in the atrophied muscle-cells. There is usually a similar calcareous deposit in the smaller arteries. **multiple s.**, a disease marked by sclerosis occurring in sporadic patches throughout the brain or spinal cord, or both. It is regarded as probably of infective origin. Among its symptoms are weakness, incoordination, strong jerking movements of the legs, and especially of the arms, amenomania or other abnormal mental exaltation, scanning speech, nystagmus, etc. It is not curable, and may last for many years. Called also *Charcot's disease*, *disseminated s.*, and *insular s.* **posterior s.**, sclerosis of the posterior columns of the cord, leading to locomotor ataxia. See *locomotor ataxia*. **posterolateral s.**, Friedreich's ataxia, or, more correctly, the lesion of the posterior and lateral columns of the spinal cord which leads to it. **s. re'dux.** See *chancre redux*. **tuberous s.**, a condition characterized pathologically by the presence of numerous glial tumors within the brain, and marked by progressive mental deterioration, epileptic convulsions, and tumors of the skin and viscera. **unicellular s.**, the development of bands of fibrous material between the cells of a gland. **vascular s.**, arteriosclerosis. **s. ventric'uli**, sclerotic gastritis. **ventrolateral s.** See *anterolateral s.*

scleroskeleton (skle-ro-skel'et-on) [Gr. σκληρός hard + *skeleton*]. Those parts of the bony skeleton that are formed by the ossification of ligaments, tendons, or fasciæ.

sclerostenosis (skle"ro-ste-no'sis) [Gr. σκληρός hard + στένωσις narrowing]. Induration or hardening combined with contraction. **s. cuta'nea**, scleroderma.

Sclerostoma (skle-ros'to-mah). A genus of nematode worms. **S. duodena'le**, Ankylostoma duodenale. **S. syn'gamus**, Syngamus trachealis.

Sclerostominæ (skle-ro-sto'mi-ne). A subfamily of the Strongylidæ, characterized by hooks or plates in the mouth. It contains five genera: *Ankylostoma*, *Necator*, *Triodontophorus*, *Œsophagostoma*, and *Physaloptera*.

sclerostomy (skle-ros'to-me) [*sclera* + Gr. στόμα opening]. The operation of forming a fistulous opening through the sclera for the relief of glaucoma.

sclerothrix (skle'ro-thriks) [Gr. σκληρός hard + θρίξ hair]. Abnormal hardness and dryness of the hair.

sclerotic (skle-rot'ik) [L. *sclerot'icus*; Gr. σκληρός hard]. 1. Hard, or hardening; affected with sclerosis. 2. Same as *sclerotica*. **s. acid**, a yellowish-brown substance, one of the active principles of ergot. It is used as an ecbolic. Dose, ½–2 gr. (0.03–0.13 gm.).

sclerotica (skle-rot'ik-ah) [L.]. The sclerotic coat, or sclera; the hard, white, and fibrous membrane which, with the cornea, forms the outermost coat of the eye. It is continuous with the cornea in front and the optic nerve sheath behind.

scleroticectomy (skle"rot-is-ek'to-me) [*sclerotica* + Gr. ἐκτομή excision]. Excision of a portion of the sclera.

scleroticochoroiditis (skle-rot"ik-o-ko-roi-di'tis). See *sclerochoroiditis*.

scleroticonyxis (skle-rot"ik-o-niks'is). Same as *scleronyxis*

scleroticopuncture (skle-rot"ik-o-punk'tshur). Scleronyxis.

scleroticotomy (skle"rot-ik-ot'o-me) [Gr. σκληρός hard + τομή cut]. Surgical incision of the sclera, as in an operation for cataract.

sclerotitis (skle-ro-ti'tis). Same as *scleritis*.

sclerotium (skle-ro'she-um) [Gr. σκληρός hard]. The hard, blackish mass formed by certain fungi, such as the ergot of rye.

sclerotome (skle'ro-tōm) [Gr. σκληρός hard + τέμνειν to cut]. 1. An instrument used in the incision of the sclera. 2. One of the masses of tissue in the early embryo which develops into the skeleton; skeletogenous tissue.

sclerotomy (skle-rot'o-me) [Gr. σκληρός hard + τομή a cut]. Surgical incision of the sclera. **anterior s.**, the opening of the anterior chamber of the eye, chiefly done for the relief of glaucoma **posterior s.**, an opening made into the vitreous through the sclera, as for detached retina or the removal of a foreign body.

sclerotrichia (skle-ro-trik'e-ah) [Gr. σκληρός hard + θρίξ hair]. A hard, dry state of the hair.

sclerozone (skle'ro-zōn) [Gr. σκληρός hard + ζώνη zone]. Any surface on a bone giving attachment to the muscles from a given myotome.

scoleciasis (sko-les-i'as-is) [Gr. σκώληξ worm]. The morbid state due to the presence of larvæ of moths or butterflies in the body.

scoleciform (sko-les'if-orm). Resembling a scolex.

scolecitis (sko-le-si'tis) [Gr. σκώληξ worm]. Same as *appendicitis*.

scolecoid (sko'lek-oid). 1. Resembling a worm. 2. Resembling a skolex; hydatid.

scolecoidectomy (sko-lek-oi-dek'to-me). Appendicectomy.

scolecoiditis (sko"le-koid-i'tis) [Gr. *σκωληκοειδής* vermiform]. Same as *appendicitis*.

scolecology (sko-le-kol'o-je) [Gr. *σκώληξ* worm + *λόγος* discourse]. Same as *helminthology*.

scolectomy (sko-lek'to-me). Appendicectomy.

scoledocostomy (sko-le-do-kos'to-me). Same as *appendicostomy*.

scolex (sko'leks), pl. *scol'ices* [Gr. *σκώληξ* worm]. The anterior end of a tapeworm, consisting of the head and neck.

scoliokyphosis, (sko"le-o-ki-fo'sis) [*scoliosis* + *kyphosis*]. Combined lateral and posterior curvature of the spine.

scoliometer (sko-le-om'et-er) [Gr. *σκολιός* crooked + *μέτρον* measure]. An apparatus for measuring curves, especially those of the spinal column.

scoliorachitic (sko"le-o-ra-kit'ik). Affected with scoliosis and rickets.

scoliosiometry (sko"le-os-e-om'et-re) [Gr. *σκολίωσις* curvation + *μέτρον* measure] The measurement of curvatures, especially those of the vertebral column.

scoliosis (sko-le-o'sis) [Gr. *σκολίωσις* curvation]. Abnormal curvature of the vertebral column, especially a lateral curvature. **cicatricial s.**, that which is due to a cicatricial contraction following caries or necrosis. **coxitic s.**, scoliosis in the lumbar region caused by hip disease. **empyematic s.**, that which is caused by empyema. **habit-s.**, scoliosis due to improper position of the body. **inflammatory s.**, that which is due to vertebral disease. **ischiatic s.**, that which is due to hip disease. **myopathic s.**, that which is due to paralysis of the muscles that support the trunk. **ocular s., ophthalmic s.**, scoliosis attributed to tilting of the head on account of astigmatism. **osteopathic s.**, that which is caused by disease of the vertebræ. **paralytic s.**, lateral curvature of the spinal column. **rachitic s.**, spinal curvature due to rickets **rheumatic s.**, that which is due to rheumatism of the dorsal muscles. **sciatic s.**, curvation of the spinal column toward the affected side in sciatica. **static s.**, that which is due to difference in the length of the legs.

scoliosometer (sko-le-o-som'et-er). Scoliosiometer.

scoliotic (sko-le-ot'ik). Affected with or pertaining to scoliosis.

scoliotone (sko'le-o-tōn). An apparatus for the forcible correction of scoliosis.

scolopsia (sko-lop'se-ah) [Gr. *σκόλοψ* a pointed thing]. A suture between two bones that allows motion upon each other.

scombrin (skom'brin). A protamin found in mackerel sperm.

scoop (skoop). A spoon-like instrument for clearing out cavities. **Mules's s.**, a form of curet used in eye operations.

scoparin (sko-pa'rin). A yellowish, crystalline principle, $C_{20}H_{20}O_{10}$, from the tops of *Cyt'isus scopa'rius:* diuretic. Hypodermic dose, ½–1 gr. (0.033–0.066 gm.).

scoparius (sko-pa're-us). The tops of *Cyt'isus scopa'rius*, or broom, a leguminous shrub. They contain the alkaloid spartein and the principle scoparin. They are diuretic, purgative, and emetic, and are used in dropsy. Dose of fluidextract, ½–1 fl.dr. (2–4 c.c.); of decoction, 1–2 fl.oz. (30–60 c.c.).

scopin (sko'pin). A substance formed by the gentle hydrolysis of hyoscin. It is $OH.C_6H_8O.N.CH_3$, and readily changes into oscin.

scopola (sko-po'lah). The dried rhizome and larger roots of *Scopo'lia carniol'ica*. It contains the same constituents as *At'ropa belladon'na*, and is used like belladonna as a sedative and narcotic. Dose, 5 gr. (0.324 gm.).

scopolamin (sko-pol-am'in). A mydriatic alkaloid, $C_{17}H_{21}NO_4 + H_2O$, from the root of *Scopo'lia atropoi'des, At'ropa belladon'na*, and other solanaceous plants. It is the same as hyoscin. Dose of hydrochlorate, $\frac{2}{100}$–$\frac{6}{100}$ gr. (0.00025–0.0011 gm.). **s. hydrobromid,** a crystalline sedative and mydriatic, $C_{17}H_{21}O_4N.HBr.3H_2O$, similar in action to atropin, but not producing dryness of the throat and other disagreeable symptoms Subcutaneous dose, $\frac{2}{100}$–$\frac{6}{100}$ gr. (0.00025–0.0011 gm.). It is used locally in 0.1 to 0.2 per cent. solution. **s. hydrochlorid,** $C_{17}H_{21}O_4N.HCl.2H_2O$. **s. stable,** scopomannit.

scopolein (sko-po'le-in). A crystalline alkaloid, $C_{17}H_{21}NO_4$, from plants of the genera *Scopo'lia, Duboi'sia,* and *At'ropa:* a strong mydriatic and sedative.

Scopolia (sko-po'le-ah) [after J. A. *Scopoli*]. A genus of solanaceous plants. *S. atropoi'des (carniolica)*, of Europe, and *S. japon'ica* and *S. lu'rida*, of Asia, have properties like those of hyoscyamus and belladonna. Dose of fluidextract of the rhizome, 1–3 min. (0.06–0.2 c c.).

scopolin (sko'po-lin). An alkaloid or glucosid, $C_8H_{13}NO_2$, obtainable from scopolamin; narcotic.

scopomannit (sko-po-man'it). A proprietary aqueous solution of scopolamin hydrobromid containing 10 per cent of mannite.

scopomorphin (sko-po-mor'fin). A proprietary combination of scopolamin bromid and morphin chlorid.

scopomorphinism (sko-po-mor'fin-izm). Addiction to the use of scopolamin and morphin.

scopophobia (sko-po-fo'be-ah) [Gr. *σκοπεῖν* to view + *φόβος* fear]. A morbid dread of being seen.

scoracratia (skor-ak-ra'she-ah) [Gr. *σκῶρ* dung + *ἀκρατία* lack of control] The involuntary discharge of feces.

scorbutic (skor-bu'tik) [L. *scorbu'ticus*]. Pertaining to or affected with scurvy.

scorbutus (skor-bu'tus). Latin for *scurvy*.

scordinemia (skor-din-e'me-ah) [Gr. for "yawning"] Yawning and stretching with a feeling of lassitude, occurring as a preliminary symptom of some infectious disease

scoretemia, scoretæmia (skor-et-e'me-ah) [Gr. *σκῶρ* dung + *αἷμα* blood]. Autointoxication due to the absorption of putrescent fecal material from the intestine.

scotodinia (sko-to-din'e-ah) [Gr. *σκότος* darkness + *δῖνος* whirl] Dizziness with obscurity of vision and headache.

scotogram, scotograph (sko'to-gram, sko'to-graf) [Gr. *σκότος* darkness + *γράφειν* to write]. 1. Same as *skiagraph*. 2 The effect produced upon a photographic plate in the dark by certain substances.

scotographic (sko-to-graf'ik). Affecting a photographic plate in the dark.

scotography (sko-tog'raf-e). Same as *skiagraphy*.

scotoma (sko-to'mah), pl. *scoto'mata* [Gr. *σκότωμα*] 1. A blind or partially blind area in the visual field. 2. An appearance as of dark, vanishing, cloudy patches before the eyes. **absolute s.**, an area in the visual field as to which the eye is absolutely blind. **annular s.**, a scotomatous zone which surrounds the center of the visual field. Called also *ring-s.* **s. au'ris,** loss of power to hear sounds which come from a certain direction. **central s.**, blindness limited to a part of the visual field corresponding to the macula lutea. **color-s.**, color-blindness as to a part of the visual field. **flimmer s.**, a kind in which the glimmering begins in the center of vision and spreads outward. **flittering s.**, a variety with serrate margins, and usually producing an extensive defect of vision. Same as *leichopsia*. **insular s.**, a scotoma occurring as a spot completely surrounded by the visible portion of the field. **negative s.**, one due to lesion of the retina and not perceptible to the patient. **paracentral s.**, a scotoma the edge

of which passes through the fixation-point. **peripapillary s.**, enlargement of the blind spot. **peripheral s.**, a spot of absent vision anywhere in the visual field outside the point of fixation. **physiologic s.**, the blind-spot. **positive s.**, one which is seen by the patient as a dark spot. **relative s.**, scotoma in which perception of objects is impaired, but not destroyed. **ring-s.** See *annular s.* **scintillating s.**, the sudden appearance before the eyes of a luminous cloud having a zigzag outline, whence it is called fortification spectrum. See *teichopsia*. It often foreruns an attack of migraine.

scotomagraph (sko-to'mah-graf) [*scotoma* + Gr. γράφειν to write]. An instrument for recording a scotoma.

scotomatous (sko-tom'at-us). Pertaining to or affected with scotoma.

scotometer (sko-tom'et-er) [*scotoma* + Gr. μέτρον measure]. An instrument for diagnosticating and measuring scotomata.

scotometry (sko-tom'et-re). The measurement and recording of scotomata by the scotometer.

scotophobia (sko-to-fo'be-ah) [Gr. σκότος darkness + φόβος fear]. Morbid fear of darkness.

scotopia (sko-to'pe-ah) [Gr. σκότος darkness]. Dark adaptation; the adjustment of the eye for darkness. Cf. *photopia*.

scotoscopy (sko-tos'ko-pe) [Gr. σκότος darkness + σκοπεῖν to view]. Same as *skiascopy*.

scototherapy (sko-to-ther'ap-e) [Gr. σκότος darkness + θεραπεία treatment]. Treatment of disease by the complete exclusion of light-rays.

scours, white. A diarrhea affecting calves during the first few days after birth, a form of septicemia from infection through the umbilical cord.

Scr., scr. Abbreviation for *scruple*.

scratches (skratsh'ez). Eczematous inflammation of the feet of a horse.

screatus (skre-a'tus) [L.]. Paroxysmal hawking and snorting, due to neurosis.

screen, fluorescent (skrēn). A plate in the fluoroscope coated with crystals of calcium tungstate.

screws (skreuz). Caisson disease.

screw-worm. See *Cochliomyia macellaria.*

scriveners' palsy (skrīv'nerz). Writers' cramp.

scrobiculate (skro-bik'u-lāt) [L. *scrobicula'tus*]. Marked with pits or cavities.

scrobiculus (skro-bik'u-lus) [L. "little trench" or "pit"]. A small hollow, pit, or cavity. **s. cor'dis** [L. "pit of the heart"], the anterior depression called the pit of the stomach; the precordial depression.

scrofula (skrof'u-lah) [L. "brood sow"]. Tuberculosis of the lymphatic glands, and sometimes of bones and joint surfaces, with slowly suppurating abscesses and fistulous passages, the inflamed structures being subject to a cheesy degeneration. It is essentially a disease of early life.

scrofulid, scrofulide (skrof'u-lid, -līd) [Fr. *scrofulide*]. Same as *scrofuloderm.*

scrofuloderm (skrof'u-lo-derm) [*scrofula* + Gr. δέρμα skin]. Any skin affection of tuberculous origin, and marked by irregular superficial ulcers. **s. gummo'sa**, a deep tuberculosis of the skin forming a gumma-like lesion. **papular s.** Same as *lichen scrofulosorum.* **pustular s.**, a form in which large or small sluggish pustules of the skin are formed, which, after ulcerating, leave depressed scars. **tuberculous s.**, granuloma: a subcutaneous nodule which degenerates slowly and leads to an indolent fistulous ulcer. **ulcerative s.**, a tuberculous scrofuloderm in its ulcerating stage. **verrucous s.**, tuberculous lupus characterized by necrogenic or other warty growths.

scrofuloderma (skrof-u-lo-der'mah). See *scrofuloderm.*

scrofulophyma (skrof''u-lo-fi'mah) [*scrofula* + Gr. φύμα growth]. A tuberculous growth of the skin.

scrofulosis (skrof-u-lo'sis). A tendency toward scrofula; the scrofulous diathesis.

scrofulotuberculosis (skrof''u-lo-tu-ber-ku-lo'sis). Same as *attenuated tuberculosis.* See *tuberculosis.*

scrofulotuberculous (skrof''u-lo-tu-ber'ku-lus). Characterized by scrofulous tubercle.

scrofulous (skrof'u-lus). Affected with or of the nature of scrofula.

scroll-bone (skrōl'bōn). Either of the turbinated bones.

scroll-ear (skrōl'ēr). An ear in which the pinna is rolled up

Scrophularia nodo'sa (skrof-u-la're-ah). The *Scrophula'ria marilan'dica*, a North American variety of *S. nodo'sa*, is deobstruent, anodyne, and diuretic. Dose of fluidextract, 30–60 min. (2–4 c c.).

scrotal (skro'tal). Pertaining to the scrotum.

scrotectomy (skro-tek'to-me) [*scrotum* + Gr. ἐκτομή excision]. Excision of a portion of the scrotum.

scrotitis (skro-ti'tis). Inflammation of the scrotum.

scrotocele (skro'to-sēl) [*scrotum* + Gr. κήλη hernia]. Scrotal hernia.

scrotum (skro'tum) [L. "bag"]. The pouch which contains the testicles and their accessory organs. It is composed of skin, the dartos, the spermatic, cremasteric, and infundibuliform fasciæ, and the tunica vaginalis. **s. lapillo'sum**, calcareous atheroma of the scrotum. **lymph-s.**, dilatation of the scrotal lymphatics, as in certain cases of filariasis; described by Wong, of Canton, in 1858.

scrum-pox (skrum'poks). An acne-like skin disease in foot-ball players in England.

scruple (skru'pl) [L. *scru'pulus*]. Twenty grains, apothecaries' weight, symbol, ℈. See *weights and measures, table of.*

scrupulosity (skru-pu-los'it-e). Morbid sensitiveness in matters of conscience.

sculcopine (skul'ko-pin). A proprietary astringent preparation of skullcap and hydrastis.

scultetus (skul-te'tus) [after Johann *Scultet*, German surgeon, 1595–1645]. Same as *scultetus bandage.* See under *bandage.*

scurf (skurf). Dandruff; a branny substance of epidermic origin.

scurvy (skur've) [L. *scorbu'tus*]. A nutritional disease, due to dietetic errors, and marked by weakness, anemia, spongy gums, a tendency to mucocutaneous hemorrhages and a brawny induration of the muscles of the calves and legs It oftenest affects mariners and those who use salted meats and few or no vegetables. The use of fresh potatoes, scurvy-grass, and onions as food, and especially the drinking of lime-juice, are preventive and remedial measures. **Alpine s., s. of the Alps.** Same as *pellagra.* **button s.**, a skin disease, formerly endemic in Ireland, characterized by button-like excrescences. **s.-grass**, a cruciferous plant, *Cochlea'ria officina'lis*, a remedy for scurvy: used in infusion or taken raw or cooked as a food or salad. **infantile s.**, a nutritional disease of infants characterized by the same symptoms as scurvy in adults. Called also *Barlow's disease, Moller's disease*, and *Cheadle's disease.* **land-s.** Same as *purpura hæmorrhagica.* **s.-rickets**, infantile scurvy associated with rickets. **sea-s.**, the true scurvy, such as mainly affects mariners.

scute (skūt) [L. *scu'tum* shield]. Any squama or scale-like structure; especially the bony plate which divides the upper part of the tympanic cavity from the mastoid cells. **tympanic s.**, a thin plate of bone between the attic of the tympanum and the mastoid cells.

Scutellaria (sku-tel-a're-ah). A genus of labiate herbs, called skullcap. *S. lateriflo'ra*, a plant of North America, is nervine, antispasmodic, and tonic, and is used in malarial fever and epilepsy. Dose of fluidextract, 30–60 min. (2–4 c.c.); of extract, 4–15 gr. (0.26–1 gm.).

scutellarin (sku-tel-a'rin). A crystalline principle, $C_{10}H_8O_3$, found in scutellaria and other labiate plants. Dose, 1–4 gr. (0.066–0.26 gm.).

scutiform (sku'tif-orm) [L. *scu'tum* shield + *for'ma* form]. Shaped like a shield.

scutular (sku'tu-lar). Marked by scutula, or small, shield-shaped crusts.

scutulum (sku'tu-lum), pl. *scu'tula* [L.]. Any one of the disk-like crusts of favus.

scutum (sku'tum) [L. "shield"]. 1. The scute, or roof of the attic. 2. The thyroid cartilage. 3. The patella. 4. A hard chitious plate on the anterior portion of the dorsal surface of the Ixodidæ or true ticks. **s. pec'toris**, the sternum.

scybala (sib'al-ah). Plural of *scybalum*.

scybalous (sib'al-us). Of the nature of or composed of scybala.

scybalum (sib'al-um), pl. *scy'bala* [Gr. σκύβαλον]. A dry, hard mass of fecal matter in the intestine.

scyllite (sil'it) [Gr. σκύλλος a young dog]. A hexose from the liver and kidneys of sharks, skates, etc.

scymnol (sim'nol). A substance allied to cholic acid found in the bile of *Scym'nus borea'lis*, a marine fish of the shark family.

scyphoid (sī'foid) [Gr. σκύφος cup + εἶδος form]. Shaped like a cup.

scythropasmus (si-thro-paz'mus) [Gr. σκυθρωπασμός; σκυθράζειν to look sullen]. A dull, fatigued expression, regarded as a grave symptom in serious disease.

scytitis (si-ti'tis) [Gr. σκῦτος skin]. Same as *dermatitis*.

scytoblastema (si"to-blas-te'mah) [Gr. σκῦτος skin + βλάστημα sprout]. The rudimentary skin of the embryo.

Scytonema (si-to-ne'mah) [Gr. σκῦτος skin + νῆμα thread]. A genus of schizomycetes with cylindric phycochromous filaments.

S. D. A. Right sacro-anterior position of the fetus.

S. D. P. Right sacroposterior position of the fetus.

Se. The chemical symbol of *selenium*.

seamstresses' cramp. See *cramp*.

searcher (sur'cher). A sound used in searching for stone in the bladder.

seasickness (se'sik-nes). Nausea and malaise caused by the motion of a ship at sea.

sea-tangle (se'tang-l). See *Laminaria*.

seat-worm (sēt'werm). Same as *Oxyuris*.

sebaceous (se-ba'shus) [L. *seba'ceus*]. 1. Pertaining to sebum or suet. 2. Secreting a greasy lubricating substance.

sebadilla (seb-ad-il'ah). See *sabadilla*.

sebastomania (se"bas-to-ma'ne-ah) [Gr. σεβαστός reverend + μανία madness]. Religious insanity.

sebiagogic (seb-e-ag-oj'ik) [L. *se'bum* + Gr. ἀγωγός leading]. Producing fatty or sebaceous matter.

sebiferous (se-bif'er-us) [L. *sebif'erus*, from *se'bum* suet + *fer're* to bear]. Same as *sebiparous*.

sebiparous (se-bip'ar-us) [L. *sebip'arus; se'bum* suet + *par'ere* to produce]. Producing a fatty secretion.

sebirol (seb'ir-ol). A proprietary vermifuge based upon the active principle of the plant *Ri'bes embe'lia*.

sebolite, sebolith (seb'o-līt, seb'o-lith) [*sebum* + Gr. λίθος stone]. A concretion formed in a sebaceous gland.

seborrhagia (seb-or-a'je-ah). Same as *seborrhea*.

seborrhea, seborrhœa (seb-or-e'ah) [L. *se'bum* suet + Gr. ῥοία flow]. A chronic disease of the sebaceous glands marked by the occurrence of an excessive discharge of sebum from the glands, forming white or yellowish, greasy scales on the body. It is generally attended with itching or burning. **s. adipo'sa**, that in which the secretion is oily, especially occurring about the nose and forehead. Called also *s. oleo'sa*. **s. capillit'ii, s. cap'itis**, seborrhea of the scalp. **s. ce'rea**, seborrhea with a waxy secretion. **concrete s.**, greasy crusts of the scalp or of the smooth parts. **s. congesti'va.** Same as *lupus erythematosus*. **s. cor'poris**, a form affecting the trunk; lichen circinatus. **eczematoid s.**, that associated with inflammation of the scalp. **s. facie'i**, a form which affects the face: it may follow small-pox or any of the exanthematous fevers. **s. furfura'cea**, a scaly, dandruffy form of seborrhœa sicca. **s. genera'lis**, that which affects the entire surface. **s. ni'gra, s. nigri'cans**, a variety which is characterized by a dark-colored secretion. **s. oleo'sa**, that in which the discharge is oily. See *s. adiposa*. **s. sic'ca**, a common form of seborrhea characterized by the formation of brownish-gray scales or scabs. **s. squa'mo neonato'rum**, ichthyosis sebacea.

seborrheal (seb-or-e'al). Characterized by seborrhea.

seborrheic (seb-or-e'ik). Affected with or of the nature of seborrhea.

seborrheid, seborrheide (seb-or-e'id). A seborrheic eruption.

seborrhoic (seb-o-ro'ik). Seborrheic.

sebum (se'bum). 1. Latin for *suet*, or sevum. 2. The secretion of the sebaceous glands; a thick, semifluid substance composed of fat and epithelial débris from the cells of the malpighian layer. **s. cuta'neum** [B N A], the fatty secretion of the skin. **s. palpebra'le** [B N A], the secretion of the meibomian glands. **s. præputia'le** [B N A], smegma.

secacornin (se-kak-or'nin). A proprietary preparation of the active principles of ergot. Dose, 8–15 min. (0.5–1 c.c.).

Secale (se-ka'le) [L. "rye"]. A genus of graminaceous plants. **S. cerea'le** produces rye, a cereal grain **S. cornu'tum**, the ergot of rye. See *ergot*.

secalin (sek'al-in). One of the active principles of ergot: said to be identical with trimethylamin, $N(CH_3)_3$.

secalintoxin (sek"al-in-toks'in). A principle obtainable from ergot. It is a compound of secalin with ergochrysin. It is less active than chrysotoxin, and is probably identical with cornutin

secalose (sek'al-ōz). A carbohydrate obtainable from rye: when dried, it forms a white, hygroscopic powder, convertible by inversion into levulose.

secernent (se-ser'nent) [L. *secer'nens* secreting]. 1. Secreting. 2. Any secreting organ or surface

Sechenoff's center (setsh'en-ofs) [Ivan *Sechenoff*, Russian neurologist of nineteenth century]. See *Sechenoff's center*, under *center*.

seclusion of the pupil (se-klu'zhun) [L. *seclu'sio pupil'læ*]. Same as *annular posterior synechia*. See under *synechia*.

secodont (se'ko-dont) [L. *seca're* to cut + Gr. ὀδούς tooth]. Having teeth in which the tubercles of the molars are provided with cutting edges.

second intention (sek'und). See *healing* and *intention*. **s. nerve**, the optic nerve.

secondary (sek'un-da-re) [L. *secunda'rius; secun'dus* second]. Second or inferior in order of time, place, or importance.

secreta (se-kre'tah) [L. pl.]. The secretions.

secretagogue (se-krēt'ag-og) [*secretion* + Gr. ἀγογός drawing]. A substance which acts as a stimulant to the secretion of glands.

secrete (se'krēt) [L. *secer'nere, secre'tum* to separate]. To separate or elaborate from the blood.

secretin (se-kre'tin). 1. A substance secreted by the mucosa of the duodenum and jejunum. It is carried by the blood to the pancreas, in which organ it stimulates the secretion of pancreatic juice. 2. A general name for any hormone which stimulates glandular secretion. **gastric s.**, gastrin.

secretion (se-kre'shun) [L. *secre'tio*, from *secer'nere* to secrete]. 1. The process or function of separating various substances from the blood. 2. Any secreted substance. **antilytic s.**, saliva secreted by the submaxillary gland with nerves intact, as distinguished from that secreted when the nerve is divided. **external s.**, one that is discharged upon the external or internal surface of the body. **internal s.**, a secretion that is not discharged by a duct from the body, but is given off into the blood and lymph, taking an important part in metabolism. Such secretions are furnished by the thyroid, the spleen, the adrenals, the testicles, the pituitary body, etc. Those that excite metabolic processes are hormones, those that depress are chalones or colyones. See *endocrine*. **paralytic s.**, secretion from a gland after paralysis or division of its nerve.

secretodermatosis (se-kre"to-der-mat-o'sis). Any derangement of the secreting functions of the skin.

secretogen (se-kre'to-jen). A proprietary extract from the duodenum: used for gastro-intestinal deficiencies.

secretogogue (se-kre'to-gog) [*secretion* + Gr. *ἀγογός* leading]. Stimulating glandular secretion; also a substance that stimulates secretion.

secreto-inhibitory (se-kre"to-in-hib'it-o-re). Producing decreased secretion.

secretomotor, secretomotory (se-kre-to-mo'tor, se-kre-to-mo'to-re). Exciting or stimulating secretion: said of nerves.

secretory (se-kre'to-re). Pertaining to secretion or affecting the secretions.

sectarian (sek-ta're-an). A practitioner of medicine who "follows a dogma, tenet, or principle based on the authority of its promulgator to the exclusion of demonstration and practice" (Judicial Council A. M. A.).

sectile (sek'tĭl) [L. *secti'lis*, from *seca're* to cut]. Susceptible of being cut.

sectio (sek'she-o) [L. *seca're* to cut]. Latin for *section*. **s. agrippi'na.** See *section, cesarean*. **s. al'ta**, suprapubic cystotomy. **s. cadav'eris**, a postmortem examination; an autopsy. **s. latera'lis**, lateral lithotomy. **s. media'na**, median lithotomy.

section (sek'shun) [L. *sec'tio*]. 1. An act of cutting. 2. A cut surface. 3. A segment; also any subdivision of an organ. **abdominal s.**, laparotomy. **cesarean s.**, the operation of delivering a fetus by incision through the abdominal wall and uterus. It is done when delivery by the natural passages is impossible or dangerous. When performed after death of the mother, it is called *postmortem cesarean s.* **frontal s.**, a cut made through the body or a part of the body transversely from right to left. **perineal s.**, external urethrotomy. **Pitres's s's**, a series of six transverse sections made through the brain, as follows: 1. *Prefrontal s.*, through the prefrontal lobe. 2. *Pediculofrontal s.*, two centimeters in front of the fissure of Rolando. 3. *Frontal s.*, at the level of the ascending frontal convolution. 4. *Parietal s.*, through the ascending parietal convolution. 5. *Pediculoparietal s.*, three centimeters behind the fissure of Rolando. 6. *Occipital s.*, through the middle of the occipital lobe. **Saemisch's s.**, a surgical operation for the relief of corneal complications. **sagittal s.**, a cut in a dorsoventral or anteroposterior direction through the body or a part of it. **serial s.**, histologic section made in a consecutive order and so arranged for the purpose of microscopic examination. **sigaultian s.**, symphysiotomy. **s.-smoother**, a mechanism for preventing the section made for microscopic study from curling up. **vaginal s.**, incision through the vaginal wall into the abdominal cavity.

sector (sek'tor) [L. "cutter"]. The area of a circle included between an arc and the radii bounding it.

sectorial (sek-to're-al) [L. *sec'tor*, cutter]. Cutting.

secundæ viæ (se-kun'de vi'e) [L. "second way"]. The lacteals and blood-vessels.

secundigravida (se-kun"dig-rav'id-ah) [L. *secun'dus* second + *grav'ida* pregnant]. A woman pregnant for the second time.

secundina cerebri (se-kun-di'nah ser'e-bri). The pia-arachnoid. **s. oc'uli**, the middle coat of the choroid. **s. u'teri**, the chorion.

secundinæ (se-kun-di'ne). Same as *secundines*.

secundines (se-kun'dīnz) [L. *secundi'næ*]. The after-birth; the placenta and membranes expelled after childbirth.

secundipara (se-kun-dip'ah-rah) [L. *secun'dus* second + *par'ere* to produce]. A woman who has borne two children.

secundiparity (se-kun-dip-ar'it-e). The condition of being a secundipara.

secundiparous (se-kun-dip'ah-rus). Having borne a second child.

secundum artem (se-kun'dum ar'tem) [L.]. In an approved or professional manner.

Sed. Abbreviation for L. *se'des*, stool.

sedasi'na gualdo'ni. The benzoic ether of dimethyl-amino-propanol.

sedaspirin (sed-as'pir-in). A proprietary compound of aspirin and bromin.

sedatin (sed'at-in). Same as *valeridin*.

sedation (se-da'shun) [L. *seda'tio*]. The production of a sedative effect; the act or process of calming.

sedative (sed'at-iv) [L. *sedati'vus*]. 1. Allaying activity and excitement. 2. A remedy that allays excitement. **Battley's s.**, extract of opium, 360 gr., boiling water, 7 fl.oz., alcohol, ½ fl.oz., and cold water, to make 10 fl.oz. Dose, 5 min. (0.3 c.c.). **cardiac s.**, a drug that abates the force of the heart's action, such as aconite, antimony, chloral, chloroform, conium, the nitrites, tobacco, etc. **cerebral s.**, one which principally affects the brain. To this class belong cannabis, camphor, the bromids, hyoscin, and the hypnotic and revulsive agents. **gastric s.**, one which soothes or lessens irritability of the stomach, such as bismuth salts, cerium oxalate, cocain, hydrocyanic acid, silver nitrate. **general s.**, one which affects all the organs and functions. These are alcohol, bromids, camphor, chloroform, ether, hydrocyanic acid, the hypnotics, opium, warm baths, etc. **genital s.**, any anaphrodisiac agent, like the bromids, camphor, or hops. **intestinal s.**, one which diminishes intestinal irritation: in general, they are also gastric sedatives. **nerve-trunk s.**, one which acts upon the trunks of the nerves, like antipyrin, aconite, cocain, cannabis, conium, and curare. **nervous s.**, a sedative which acts upon and through the nervous system. The cerebral, spinal, and nerve-trunk sedatives belong to this class. **respiratory s.**, one which affects especially the respiratory centers and organs. Among them are chloral, chloroform, conium, curare, hydrocyanic acid, gelsemium, and opium. **spinal s.**, any drug which abates the functional or abnormal activity of the spinal cord. The principal drugs of this class are bromids, calabar bean, the nitrites, gelsemium, and chloral. **vascular s.**, one which affects the vasomotor activities. In general, they are the drugs named above as cardiac sedatives.

sedatol (sed'at-ol). A proprietary preparation of heroin for respiratory diseases.

sedentary (sed'en-ta-re) [L. *sedenta'rius*]. 1. Sitting habitually; of inactive habits. 2. Pertaining to a sitting posture.

Sédillot's operation (sa-de-yoz') [C. E. *Sédillot*, French surgeon, 1804–1883]. See under *operation*.

sediment (sed'im-ent) [L. *sedimen'tum*]. A precipitate, especially one that is formed spontaneously. **urinary s.**, the deposit of solid matter left after the urine has been allowed to stand for some time. See *urine*.

sedimentation (sed"im-en-ta'shun). The act of causing the deposit of sediment, especially by the use of a centrifugal machine.

sedimentator (sed-im-en-ta'tor). A centrifugal machine for separating sediments from the urine.

sedinha (sa-dēn'yah) [Portuguese]. A homeopathic preparation of a Brazilian herb.

sedobrol (se'do-brol). A proprietary preparation of sodium bromid combined with bouillon in the form of tablets used in epilepsy.

sedol (se'dol). A proprietary analgesic, antispasmodic, and sedative containing morphin hydrochlorid, scopolamin hydrobromid, and spartein sulphate.

sedox (se'doks). A proprietary wound-dressing.

seed (sēd). See *semen*. **celery s.**, Apium. **larkspur s.**, Delphinium.

seedy toe. See under *toe*.

seehear (se'hēr). A device by which the motions and sounds of the heart are rendered audible and visible.

Seeligmüller's sign (za'lik-me-lerz) [Otto Ludovicus G. A. *Seeligmuller*, German neurologist, 1837–1912]. See *sign*.

seepage (se'paj). 1. Oozing of fluid; percolation: also the quantity of fluid that percolates. 2. Continuous rectal infusion.

segment (seg'ment) [L. *segmen'tum*]. A piece cut off or marked off, either actually or by an imaginary line. **ceratobranchial s.** See *stylohyoid arch*, under *arch*. **cranial s.**, the three segments into which the bones of the cranium may be divided. They are distinguished as the occipital, the parietal, and the frontal. **epibranchial s.** See *stylohyoid arch*, under *arch*. **hypobranchial s.** See *stylohyoid arch*, under *arch*. **interannular s.**, the portion of a nerve-fiber between two consecutive nodes of Ranvier. See *nerve*. **medullary s.**, divisions of the medullary sheath of a nerve-fiber between two successive incisions of Schmidt. **mesodermal s.** See *somite*. **neural s.**, a neuromere. **occipital s.**, the posterior of the three cranial segments. See *cranial s.* **pharyngobranchial s.** See *stylohyoid arch*, under *arch*. **primitive s.** See *somite*. **pubic s. of the pelvis**, that portion of the floor of the pelvis which is between the symphysis pubis and the anterior wall of the vagina, which latter it includes. **Ranvier's s's**, the portions of the medullary substance of a nerve-fiber between Ranvier's nodes. **rivinian s.**, an irregular notch at the upper border of the tympanic sulcus. **rod-s.**, the two segments which make up one of the rods of the retina. The *outer rod-s.* is the portion presenting a uniform diameter, while the *inner rod-s.* has a slightly increased diameter. **sacral s.**, that portion of the floor of the pelvis which lies between the sacrum and the posterior vaginal wall. **Schmidt-Lantermann's s's**, elongated pieces which seem to compose the medullary substance of nerve-fibers: seen after treatment of the fibers with osmic acid. **spinal s.**, a portion of the spinal cord contained between two imaginary sections, one on each side of a nerve pair.

segmental (seg-men'tal). Pertaining to or forming a segment; undergoing segmentation.

segmentation (seg-men-ta'shun). Division into parts more or less similar, especially that which takes place in the fertilized ovum. **s.-cavity.** See *cavity*. **centrolecithal s.**, segmentation in which a central mass of nutritive yolk is surrounded by the segmentation spheres. **complete s.** See *total s.* **haustral s.** See *haustral churning*. **holoblastic s.** See *total s.* **incomplete s.** See *partial s.* **meroblastic s.** See *partial s.* **s.-nucleus.** See *nucleus*. **partial s.**, a variety in which the formative yolk alone undergoes segmentation. Called also *incomplete s.* and *meroblastic s.* **s.-sphere.** See *sphere*. **total s.**, a variety in which the entire ovum undergoes segmentation. Called also *holoblastic s.* and *complete s.* **unequal s.**, a variety in which the spheres of one pole are smaller and more numerous than those of the opposite pole.

segregation (seg-re-ga'shun). In genetics the separation of the two genes of a pair in the process of maturation so that only one goes to each germ cell. Also the result in the offspring of this separation.

segregator (seg're-ga-tor). An instrument for securing the urine from each kidney separately. **Harris's s.**, an instrument for collecting the urine from each kidney separately. **Luys's s.**, an instrument for collecting the urine from each kidney separately.

Séguin's symptom (sa-ganz') [Edouard *Séguin*, French alienist, 1812–1880]. See under *symptom*.

Seidelin bodies (si'de-lin) [Harold *Seidelin*, contemporary British physician]. See under *body*.

Seidlitz powder (sīd'litz). [Named from a mineral spring in Bohemia]. See *powder*.

Seignette's salt (sīn-yets') [Pierre *Seignette*, apothecary in Rochelle, 1660–1719]. Rochelle salt.

seisesthesia (sīs-es-the'ze-ah) [Gr. *σεῖσις* concussion + *αἴσθησις* perception] The perception of concussion; a sensation of concussion.

seismesthesia, seismæsthesia (sīs-mes-the'zhe-ah) [Gr. *σεισμός* shake + *αἴσθησις* sensation]. Tactile perception of vibrations in a liquid or aerial medium.

seismotherapy (sīz-mo-ther'ap-e) [Gr. *σεισμός* shake + *therapy*] The treatment of disease by mechanic vibration.

seizure (se'zhur). The sudden attack or recurrence of a disease. **psychic s.**, psycholepsy

sejunction (se-junk'shun). An interruption of the continuity of association-complexes which leads to a breaking up of the personality.

sekisanin (sek-is'an-in). An alkaloid, $C_{34}H_{36}N_2O_9$, found along with narcissin.

sekretin (se-kre'tin). Secretin prepared from the duodenum of the pig used in diabetes.

selacean (se-la'se-an). One of a class of vertebrates which includes the sharks and rays.

selenin (sel'e-nin). A serum obtained from cultures of *Diplococ'cus semiluna'ris*.

seleniol (se-le'ne-ol). A colloidal preparation of selenium recommended for the treatment of cancer.

seleniovanadium (se-le"ne-o-va-na'de-um). A proprietary selenium preparation recommended for the treatment of cancer

selenium (se-le'ne-um) [Gr. *σελήνη* moon]. 1. A non-metallic element resembling sulphur; symbol, Se; atomic weight, 79.2. Compounds of selenium have been used in the experimental treatment of tumors in rats. 2. A homeopathic trituration of the same.

selenodont (se-le'no-dont) [Gr. *σελήνη* moon + *ὀδοῦς* tooth]. Having teeth with crescentic ridges, as in the molars of man.

selenoplegia, selenoplexia (se-le-no-ple'je-ah, -plek'se-ah) [Gr. *σελήνη* moon + *πλῆξις* stroke]. A diseased condition once believed to be due to the influence of the moon's rays

self-abuse (self"ab-ūs'). Same as *masturbation*.

self-digestion (self"di-jes'chun). Same as *autodigestion*.

self-fermentation (self-fer-men-ta'shun). See *autolysis*.

self-hypnosis (self-hip-no'sis). Hypnosis by autosuggestion.

self-infection (self"in-fek'shun). See *auto-infection*.

self-limited (self-lim'it-ed). Limited by its own peculiarities, and not by outside influence: said of a disease that runs a definite limited course.

self-pollution (self-pol-u'shun). Masturbation.

self-suspension (self"sus-pen'shun) The suspension of the body by the head and axillæ (*axillocephalic s.*) or by the head (*cephalic s.*) for the purpose of stretching the vertebral column.

sella turcica (sel'ah tur'sik-ah) [L. for "Turkish saddle"]. The pituitary fossa.

sellanders (sel'an-derz). Same as *mallanders*.

sellar (sel'ar). Pertaining to the sella turcica.

Sellards's test (sel'ardz) [Andrew Watson *Sellards*, American physician, born 1884]. See under *tests*.

Selters water, seltzer water (sel'ters, selts'er) See *water*.

Sem. Abbreviation for L. *se'men*, seed.

semeiography (sem-i-og'ra-fe) [Gr. σημεῖον sign + γράφη writing]. A description of the signs or symptoms of disease.

semeiology (sem-i-ol'o-je) [Gr. σημεῖον sign + λόγος treatise]. Symptomatology.

semeiotic (sem-i-ot'ik) [Gr. σημειωτικός]. 1. Pertaining to the signs or symptoms of disease. 2. Pathognomonic.

semeiotics (sem-i-ot'iks). Same as *symptomatology*.

semelincident (sem-el-in'sid-ent) [L. *se'mel* once + *in'cidens* falling upon]. Attacking a person only once.

semen (se'men), gen. *sem'inis* [L. for "seed"]. 1. Any seed or seed-like fruit. 2. The thick, whitish, liquid, fecundating secretion produced by the testes and ejaculated in coition. It is composed of liquor seminis (a clear, limpid fluid), holding in suspension the spermatozoa, seminal and other granules, epithelial cells, and oil-globules. **s. con'tra.** Same as *santonica*.

semenuria (se-men-u're-ah) [*semen* + Gr. οὖρον urine]. The presence of semen in the urine.

semi- [L. *se'mis* half]. A prefix signifying half, or one-half.

semicanal (sem"e-kan-al'). A trench or furrow open at one side.

semicana'lis tenso'ris tym'pani. The canal in the temporal bone for the tensor tympani muscle. **s. tu'bæ auditi'væ**, the canal in the temporal bone for the eustachian tube.

semicartilaginous (sem"e-kar-til-aj'in-us). Partly cartilaginous.

semicircular canal (sem-e-sir'ku-lar). See *canal* and *ear*.

semicoma (sem-e-ko'mah). A mild coma from which the patient may be aroused.

semicomatose (sem-e-ko'mat-ōs). In a condition of semicoma.

semicretin (sem-e-kre'tin). A person affected with a modified or incomplete form of cretinism.

semicretinism (sem-e-kre'tin-izm). A relatively mild form of cretinism; partial cretinism with ability to appreciate the bodily wants and some knowledge and use of language.

semicrista (sem-e-kris'tah). A small or rudimentary crest. **s. incisi'va**, the nasal crest.

Semid. Abbreviation for L. *semidrach'ma*, half a dram.

semidecussation (sem"e-de-kus-a'shun). 1. An incomplete crossing of nerve-fibers. 2. The decussation of the pyramids.

semidiagrammatic (sem"e-di-ah-gram-at'ik). Partly diagrammatic; modified so as to illustrate a principle, rather than to serve as an exact copy of nature.

semiflexion (sem-e-flek'shun). The position of a limb midway between flexion and extension.

semifluctuating (sem-e-fluk'tshu-a-ting). Giving a somewhat fluctuating sensation on palpation.

semiglutin (sem-e-glu'tin). A substance, $C_{55}H_{85}N_{17}O_{23}$, derived from gelatin and resembling a peptone.

Semih. Abbreviation for L. *semiho'ra*, half an hour.

semilunar (sem-e-lu'nar) [L. *semiluna'ris; semi-* half + *lu'na* moon]. Resembling a crescent, or half-moon. **s. cartilages**, two crescentic lamellæ of fibrocartilage of the knee-joint, serving to deepen the surface of the head of the tibia for articulation with the condyles of the femur.

semilunare (sem"e-lu-na're) [L.]. The semilunar bone of the wrist; the second bone of the first row of carpal bones, counting from the thumb side.

semiluxation (sem"e-luk-sa'shun). Same as *subluxation*.

semimalignant (sem"e-mal-ig'nant). Somewhat malignant.

semimembranosus (sem"e-mem-bran-o'sus) [L. *se'mis* half + *membrano'sus* membranous]. See *muscles, table of*.

semimembranous (sem-e-mem'bran-us). Made up in part of membrane or fascia.

seminal (sem'in-al) [L. *semina'lis*]. Pertaining to seed or to the semen.

seminarcosis (sem"e-nar-ko'sis). See *twilight sleep* under *sleep*.

seminase (sem'in-ās). A ferment found in alfalfa.

semination (sem-in-a'shun) [L. *semina'tio*]. The introduction of semen into the vagina or uterus.

seminiferous (sem-in-if'er-us) [L. *se'men* seed + *fer're* to bear]. Producing or conveying semen.

seminoma (sem-in-o'mah) [*semen* + Gr. -ωμα tumor]. A tumor arising from the spermatogonial cells.

seminormal (sem-e-nor'mal). Of one-half the normal or standard strength.

seminuria (sem-in-u're-ah) [L. *se'men* seed + Gr. οὖρον urine]. The discharge of semen in the urine.

semiography (se-me-og'raf-e). Semeiography.

semiology (se-me-ol'o-je). See *semeiology*.

semiorbicular (sem"e-or-bik'u-lar). Semicircular.

semiotic (se-mi-ot'ik). Semeiotic.

semiparasite (sem-e-par'as-īt). An organism with moderate infestiousness for living tissue, such as the typhoid bacillus and cholera vibria.

semipenniform (sem-e-pen'if-orm). Penniform on one side: said of a muscle the fibers of which are attached to one side of the tendon.

semipermeable (sem-e-per'me-a-bl). Permitting the passage of certain molecules and hindering that of others. See under *membrane*.

semiplegia (sem-e-ple'je-ah). See *hemiplegia*.

semipronation (sem"e-pro-na'shun). 1. The act of bringing to a semiprone position. 2. A semiprone position.

semiprone (sem-e-prōn') [L. *se'mis* half + *pro'nus* prone]. Midway between pronation and supination.

semirecumbent (sem"e-re-kum'bent). Reclining but not completely recumbent.

semis (se'mis). Latin for *half;* abbreviated to ss.

semisideratio, semisideration (sem-e-sid-er-a'she-o, sem-e-sid-er-a'shun). Hemiplegia.

semisomnus (sem-e-som'nus). Semicoma.

semisopor (sem-e-so'por). Semicoma.

semispeculum (sem-e-spek'u-lum). A blunt gorget shaped like a half-speculum: used in lithotomy.

semispinalis (sem"e-spi-na'lis) [L.]. See *muscles, table of*.

semistarvation (sem"e-star-va'shun). The so-called hunger-cure.

semisulcus (sem-e-sul'kus) [L. *se'mis* half + *sul'cus* furrow]. A channel which, with an adjacent and opposing one, forms a sulcus.

semisupination (sem"e-su-pin-a'shun). The act of bringing to a semisupine position; a semisupine position.

semisupine (sem"e-su-pīn'). Same as *semiprone*.

semitendinosus (sem"e-ten-din-o'sus). See *muscles, table of*.

semitendinous (sem-e-ten'din-us) [L. *semitendino'sus*]. In part composed of a tendinous structure.

semitertian (sem-e-ter'shan). Partly tertian and partly quotidian.

semivalent (sem-iv'al-ent). Having one-half the power which is normal.

Semon's law, sign (se'monz) [Sir Felix *Semon*, German laryngologist in London, 1849–1921]. See *law* and *sign*.

semprolin (sem'pro-lin). A proprietary petroleum emulsion: used as a laxative.

senasal (sen'as-al). A cathartic preparation of senna and sodium phosphate.

senecin (sen'e-sin). 1. A concentration prepared from *Sene'cio gra'cilis:* tonic, diuretic, and emmenagogue; also a homeopathic preparation of the same plant. 2. A proprietary emmenagogue elixir prepared from *Sene'cio jacobæ'a*. 3. An alkaloid said to be derivable from *Sene'cio vulga'ris*. 4. A concentration prepared from *Sene'cio au'reus*. Dose, 1–3 gr. (0.066–0.2 gm.).

Senecio (sen-e'she-o) [L. "old man"]. A genus of composite-flowered plants: many species are reputed to be tonic and diuretic. *S. au'reus*, the common ragwort, or life-root, is a diuretic and diaphoretic, expectorant, and tonic. Dose of fluidextract, 30–60 min. (2–4 c.c.); of solid extract, 5–10 gr. (0.333–0.666 gm.).

senecionin (se-ne-se-o'nin). A crystalline alkaloid, $C_{18}H_{25}NO_6$, from certain species of *Senecio*.

senega (sen'e-gah) [L.]. The root of *Polyg'ala sen'ega*, or seneca snakeroot, a plant of North America. It contains senegin and polygalin, and is expectorant and diuretic; in large doses emetic and purgative. It is used mainly in the later stages of pneumonia, asthma, catarrhal laryngitis, and bronchorrhea, and sometimes in dropsy as a hydragogue. Dose of abstract, 5–10 gr. (0.333–0.666 gm.); of fluidextract, 5–15 min. (0.333–1 c.c.); of syrup, 1–2 fl.dr. (4–8 c.c.); of tincture, 1 fl.dr. (4 c.c.).

senegin (sen'e-jin). The active principle of senega; a saponin. Dose, ¼–1 gr. (0.016–0.66 gm.).

senescence (se-nes'ens) [L. *senes'cere* to grow old]. The process or condition of growing old.

senescent (sen-es'ent). Growing old.

seng (seng). A proprietary restorative medicine, said to be the active constituent of Asiatic ginseng.

senile (se'nīl) [L. *seni'lis*]. Of, or pertaining to, old age.

senilism (se'nil-izm). Premature old age.

senility (se-nil'it-e) [L. *senil'itas*]. Old age; the feebleness of body and mind incident to old age.

senium (se'ne-um). Old age; senility.

Senn's bone-plates (senz) [Nicholas *Senn*, American surgeon, 1844–1908]. Plates of decalcified bone, used in approximating and suturing a divided intestine. **S's test.** See under *tests*.

senna (sen'ah) [L. from Arabic]. The leaflets of *Cas'sia acutifo'lia, C. angustifo'lia*, and other leguminous plants of the same genus. Senna is a purgative cholagogue. Its active principle is said to be cathartic acid, an unstable glucosid: combined with ammonia it is a strong purgative, but the acid injected into the veins has no effect. Senna is much employed in the constipation of children and pregnant women. Its action appears to be exerted upon all parts of the intestinal canal. In infusion with spigelia it is very serviceable against ascarides. As an aperient it is used to promote menstruation. It is an ingredient of black draft, Vienna draft, licorice powder, and many other laxative preparations. Dose in substance, 5–60 gr. (0.333–4 gm.); of confection, 1–2 dr. (4–8 gm.); of fluidextract, 1–4 fl.dr. (4–16 c.c.); of syrup, 1–2 fl.dr. (4–8 c.c.); of tincture, 1–4 fl.dr. (4–16 c.c.); of compound infusion, 4 fl.oz. (120 c.c.); of *pul'vis glycyrrhi'zæ compos'itus*, 30 gr. (2 gm.); of *mistu'ra sen'næ compos'ita* (black draft), 1–4 fl.oz. (30–120 c.c.). **Alexandrian s.**, a variety derived mainly from *Cas'sia acutifo'lia*. **American s.**, *Cas'sia marilan'dica*, an inferior and unofficial species. **Indian s.**, **Tinnevelly s.**, the leaflets of *Cas'sia angustifo'lia* or *C. elonga'ta*, grown in India. **Mecca s.**, Indian senna.

sennatin (sen'at-in). An active principle extracted from senna: used subcutaneously as a cathartic. Dose, 2 gr. (0.12 gm.).

sennin (sen'nin) [after N. *Senn*]. A combination of phenol and iodin, employed as an antiseptic surgical dressing.

senopia (sen-o'pe-ah) [L. *seni'lis* pertaining to old age + *opsis* vision]. A change in the power of vision of old people by which they return to the sight of their youth. Called also *gerontopia*.

sensation (sen-sa'shun) [L. *sensa'tio*]. An impression conveyed by an afferent nerve to the sensorium commune. **articular s.**, the sensation produced by the contact of moving joint surfaces. **common s.** (Gemeingefühl), the general feeling superinduced by the summation of all the bodily sensation (E. H. Weber, 1846). **delayed s.**, a sensation which is not perceived until some time after the application of the stimulation. **external s.**, **objective s.**, the effect produced upon the mind by an external object through the medium of the senses. **general s.**, a sensation felt throughout the body. **girdle s.**, zonesthesia. **internal s.**, **subjective s.**, a sensation perceptible only to the subject himself, and not connected with any object external to his body. **palmesthetic s.** See *palmesthetic sensibility*, under *sensibility*. **reflex s.**, **referred s.**, a sensation felt on a place other than the point of application of the stimulus. **strain s.**, a sensation as of a strain or straining. **transferred s.** Same as *referred s.*

sense (sens) [L. *sen'sus; senti're* to think]. A faculty by which the conditions or properties of things are perceived. Hunger, thirst, malaise, and pain are varieties of sense; a sense of equilibrium, of well-being (euphoria), and other senses are also distinguished. **acid s.**, that power of the stomach to regulate the secretion of HCl in accordance with the needs of digestion. **color-s.**, the faculty by which various colors are perceived and distinguished. **concomitant s.**, a secondary sensation, developed, without special stimulation, along with a primary sensation. **cutaneous s.**, sensation which is perceived at or on the skin, as touch, temperature, etc. **dermal s.**, one of the senses of the skin, as of pressure, temperature, etc. **genesic s.**, **reproductive s.**, the instinct which leads to the act of procreation. **kinesthetic s.**, the muscular sense. **light-s.**, the faculty by which we distinguish degrees of brilliancy. **muscle s.**, **muscular s.**, the faculty by which muscular movements are perceived. **s.-organ**, an organ which receives a stimulus and transforms it into a sensation. Sense-organs consist of nerve-cells (*central s.-organs*) and sensory nerve-endings (*peripheral s.-organs*), which, in the case of special senses, are highly specialized. **posture-s.**, a variety of muscular sense by which we distinguish the position or attitudes of the body or its parts. **pressure-s.**, the faculty by which we appreciate pressure upon the surface of the body. **respi-**

ratory s. Same as *besoin de respirer*. **s.-shock.** See *shock*. **sixth s.**, the general feeling of consciousness of the entire body; cenesthesis or cœnæsthesis. **space-s.**, that combination of the senses (chiefly of sight and touch) which gives us information as to the relative positions and relations of objects in space. **special s.**, any one of the five senses of seeing, feeling, hearing, taste, and smell. **stereognostic s.**, the sense by which form and solidity are perceived. **temperature-s.**, the faculty by which a person is able to appreciate differences of temperature. **time-s.**, the ability to appreciate time-intervals, especially in sound and in music. **tone-s.**, the power of distinguishing one tone from another. **visceral s., seventh s.**, the internal and subjective sensations supposed to appertain to the ganglionic portion of the nervous system.

sensibilatrice (sen-se-be-lat-rēs'). Same as *amboceptor*.

sensibiligen (sen-sib-il'ij-en). See *sensibilisinogen*.

sensibilin (sen-sib-il'in). A substance formed in the body as a reaction against the first injection of a protein in anaphylaxis. Called also *anaphylactic reaction body* and *anaphylactin*.

sensibilisin (sen-sib-il'is-in). Besredka's term for a specific antibody produced in the blood by a sensitizing injection. The sensitizing injection contains an active element (*sensibilisinogen*), which gives rise in the injected animal to sensibilisin. On injection of the same protein a reaction takes place between the sensibilisin and a third substance present in the protein and called *antisensibilisin*. See *anaphylactic antibody*, under *antibody*.

sensibilisinogen (sen"sib-il-is-in'o-jen). See under *sensibilisin*.

sensibility (sen-sib-il'it-e) [L. *sensibil'itas*]. Susceptibility of feeling; ability to feel or perceive. **bone s.**, pallesthesia **deep s.**, the sensibility to pressure and movement which exists after the skin area is made completely anesthetic. **epicritic s.**, the sensibility to gentle stimulations which furnishes the means for making fine discriminations of touch and temperature. This sensibility exists in the skin only. **mesoblastic s.** Same as *deep s.* **palmesthetic s.**, the sensibility of the skin to sensations of vibration, as a tuning fork applied to the skin. **protopathic s.**, the sensibility to strong stimulations of pain and temperature which is low in degree and poorly localized Such sensibility exists in the skin and in the viscera, and acts as a defensive agency against pathologic changes in the tissues. **recurrent s.**, sensibility exhibited in the anterior root of a spinal nerve when the distal portion is stimulated after division. **somesthetic s.**, bodily consciousness; the sensory consciousness of bodily movements, the sensibility of the somatic sensory receptors. **splanchnesthetic s.**, the consciousness or sensibility dependent on the splanchnic receptors

sensibilization (sen-sib-il-iz-a'shun). 1. The act of making more sensitive. 2. Same as *sensitization*.

sensibilizer (sen'sib-il-i-zer). Same as *amboceptor*.

sensible (sen'sib-l). [L. *sensib'ilis*]. Capable of sensation; perceptible to the senses.

sensiferous (sen-sif'er-us) [L. *sen'sus* sense + *fer're* to carry] Transmitting sensations.

sensigenous (sen-sij'en-us) [L. *sen'sus* sense + Gr. γεννᾶν to generate]. Producing sensory impulses.

sensitinogen (sen-sit-in'o-jen). A general term including all the antigens which have a sensitizing effect on the body or which produce a hypersusceptible condition, such as anaphylactogen, allergen, sensibilisinogen.

sensitive (sen'sit-iv) [L. *sensiti'vus*]. Able to receive or to transmit a sensation; capable of feeling or of responding to a sensation.

sensitization (sen-sit-i-za'shun). 1. The process of rendering a cell sensitive to the action of a complement by subjecting it to the action of a specific amboceptor. 2. Same as *anaphylaxis*. **actives.**, the sensitization that results from the injection of a dose of antigen into the animal. **passive s.**, the sensitization which results when some of the blood of a sensitized animal is injected into a normal animal **protein s.**, that bodily state in which the individual is sensitive or hypersusceptible to some foreign protein, so that when there is absorption of that protein, a typical reaction is set up.

sensitized (sen'sit-īzd). Rendered sensitive. **s. vaccine.** See under *vaccine*.

sensitizer (sen'sit-i-zer). Same as *amboceptor*.

sensitizin (sen-sit-i'zin). Same as *anaphylactogen*.

sensitometer (sen-sit-om'et-er). A set of sensitive photographic plates for testing the penetration of the body by light-rays.

sensomobile (sen-so-mo'bil). Moving in response to a stimulus.

sensomobility (sen"so-mo-bil'it-e). The capacity of man or animals for movement in response to a sensory stimulus.

sensomotor (sen-so-mo'tor). Both sensory and motor.

sensoparalysis (sen"so-par-al'is-is). Paralysis of the sensory or afferent nerves of a part.

sensorial (sen-so're-al) [L. *sensoria'lis*]. Pertaining to the sensorium.

sensoriglandular (sen"so-re-glan'du-lar). Producing glandular activity as one of the consequences of stimulation of the sensory nerves.

sensorimetabolism (sen"so-re-met-ab'o-lizm). The production of some metabolic action as a result of stimulation of the sensory nerves.

sensorimotor (sen"so-re-mo'tor). Both sensory and motor.

sensorimuscular (sen"so-re-mus'ku-lar). Producing reflex muscular action in response to a sensory impression.

sensorium (sen-so're-um) [L. *senti're* to perceive]. Any sensory nerve-center; more frequently, the whole sensory apparatus of the body. **s. commu'ne**, that part of the cerebral cortex that receives and coordinates all the impressions sent to the individual nerve-centers.

sensorivascular (sen"so-re-vas'ku-lar) Producing vascular changes as a result of stimulation applied through the sensory nerves

sensorivasomotor (sen"so-re-vas-o-mo'tor). Same as *sensorivascular*.

sensory (sen'so-re) [L. *senso'rius*] Pertaining to or subserving sensation.

sensualism (sen'shu-al-izm) [L. *sen'sus* sense]. The condition of being dominated by bodily passions.

sentient (sen'she-ent) [L. *sen'tiens*]. Able to feel; sensitive; having sensation or feeling.

sentinel (sen'tin-el). A watcher or guard. **s. gland.** See under *gland*. **s. pile.** See under *pile*

sentisection (sen-te-sek'shun) [L. *senti're* to perceive + *sec'tio* to cut] Vivisection of an unanesthetized animal.

separator, separatory (sep'ar-a-tor, sep'ar-a-to-re) [L. *separa'tor*]. A device for effecting a separation. In dentistry, an appliance for forcing adjoining teeth apart.

separatorium (sep"ar-a-to're-um). An instrument used in separating the pericranium from the subjacent bone.

sepedogenesis (sep"ed-o-jen'es-is). Sepedonogenesis.

sepedon (se-pe'don) [Gr.]. A septic condition: putridity.

sepedonogenesis (sep"e-do-no-jen'es-is) [*sepedon* + L. *gen'esis* production]. The production of septic conditions.

sepia (se'pe-ah) [L.; Gr. *σηπία* squid]. The inspissated inky juice of a cuttle-fish, or squid; also a homeopathic preparation of the same.

sepium (se'pe-um) [L.; Gr. *σηπία* cuttle-fish]. The bone of a cuttle-fish, *Se'pia officina'lis*.

sepsin (sep'sin) [Gr. *σῆψις* decay]. A poisonous, crystallizable ptomain from decaying yeast and from animal matter.

sepsis (sep'sis) [Gr. *σῆψις* decay]. Poisoning by the products of a putrefactive process. See *septicemia*. **incarcerated s.**, an infection which is latent after the primary lesion has apparently healed, but which may be stirred into activity by a slight trauma. **s. intestina'lis**, poisoning from the eating of damaged food, such as canned meats, ice-cream, sausages, or cheese. **s. len'ta**, a condition produced by infection with the *Streptococcus vir'idans*. It is marked by slowly developing symptoms of a low infection ending in chronic endocarditis. **oral s.**, a diseased condition in the mouth or adjacent parts which may affect the general health through the dissemination of toxins. **puerperal s.**, sepsis occurring after childbirth, due to putrefactive matter absorbed from the parturient canal.

Sep'sis viola'cea. The common dung fly which may be found in houses.

sepsometer (sep-som'et-er) [Gr. *σῆψις* putrefaction + *μέτρον* measure]. An instrument for detecting organic matter in the air.

Sept. Abbreviation for L. *sep'tem*, seven.

septacrol (sep'tak-rol). A crystalline powder soluble in water. It is an addition product of silver nitrate and diamino-trimethyl-acridinium nitrate and contains about 24 per cent of silver

septal (sep'tal). Pertaining to the septum.

septan (sep'tan) [L. *sep'tem* seven]. Recurring every seventh (sixth) day.

septate (sep'tāt). Divided by a septum.

septatome (sep'tah-tōm). See *septome*.

septavalent (sep-tah'val-ent). Same as *septivalent*.

septectomy (sep-tek'to-me) [*septum* + Gr. *ἐκτομή* excision]. Excision of a portion of the nasal septum.

septemia, septæmia (sep-te'me-ah). Same as *septicemia*.

septentrionalin (sep-ten"tre-o-na'lin). A poisonous alkaloid, $C_{33}H_{43}N_2O_9$, from *Aconi'tum septentriona'le*. It is a sensory paralyzant with anesthetic properties.

septic (sep'tik) [L. *sep'ticus*; Gr. *σηπτικός*]. Produced by or due to putrefaction.

septicemia, septicæmia (sep-tis-e'me-ah) [Gr. *σηπτικός* putrid + *αἷμα* blood]. A morbid condition due to the presence of pathogenic bacteria and their associated poisons (*toxins* and *toxalbumins*) in the blood. It is accompanied by chills, profuse sweat, and irregularly remittent fever and great prostration. Called also *septic infection* and *septicemia*. **apoplectiform s. of fowls**, a septicemia of fowls marked by apoplectiform symptoms and caused by the *Streptococ'cus gallina'rum*. **bronchopulmonary s.**, septicemia from the aspiration of infected wound secretions into the trachea in operations on the larynx. **Bruce's s.**, Malta fever. **cryptogenic s.**, septicemia in which the focus of infection is not evident during life **fowl s.**, a disease of fowls caused by the *Spiril'lum* (*Vib'rio*) *metschniko'vii*, marked by diarrhea, hyperemia of the alimentary canal, and the presence of a blood-tinged yellowish liquid in the small intestine. **s. hæmorrhag'ica bubalo'rum**. Same as *bar-bone*. **hemorrhagic s.**, any one of a group of animal diseases caused by microorganisms of the genus *Pasteurella* and marked by hemorrhages, with local edema, infectious pleuropneumonia, and intestinal lesions; included in the group are hemorrhagic septicemia of cattle and of sheep, septic pleuropneumonia of calves, fowl cholera, rabbit septicemia, and swine plague. **lymphovenous s.**, infection of the deep cellular planes of the body. **melitensis s.**, Malta fever. **morphin-injector's s.** See *Whitmore's disease*, under *disease*. **mouse-s.**, an infectious disease of mice, due to *Erysipelothrix* (*Bacillus*) *murisepticus*. **phlebitic s.**, pyemia. **puerperal s.**, septicemia in which the focus of infection is a lesion of the mucous membrane received during childbirth. See *sepsis, puerperal*. **rabbit-s.**, an infectious disease of rabbits due to the presence of *Pasteurella cuniculicida* and of methylguanidin, a toxin produced by that microbe. **sputum-s.**, a form produced by inoculation of certain of the microörganisms of the sputum. **typhoid s.**, general infection with typhoid bacillus. **vibrio-s.**, the deadly septicemia produced by *Vib'rio metschniko'vii*.

septicemic (sep-tis-e'mik). Pertaining to, or of the nature of, septicemia.

septicidin (sep-tis-i'din). A proprietary serum for the treatment of swine-plague and chicken-cholera.

septicin (sep'tis-in). A ptomain, or compound of hexylamin and amylamin, from putrid flesh.

septicoemia, septicoæmia (sep"tik-o-e'me-ah). Same as *septicemia*.

septicophlebitis (sep"tik-o-fle-bi'tis) [*septic* + *phlebitis*]. Inflammation of the veins, due to septic poisoning.

septicopyemia (sep"tik-o-pi-e'me-ah). Septicemia and pyemia combined. **cryptogenic s.** See *spontaneous s.* **metastatic s.**, a form marked by septic deposits in the lungs caused by embolism from putrid thrombi. **spontaneous s.**, a variety developing without obvious cause or from a slight wound of the skin. Called also *cryptogenic s.*

septicopyemic (sep"tik-o-pi-e'mik). Pertaining to septicopyemia.

septicozymoid (sep"tik-o-zi'moid). A hypothetic substance supposed by some to supply the necessary feeding-ground for septic processes.

septiferous (sep-tif'er-us) [*sepsis* + L. *fer're* to carry]. Transmitting septic poisoning.

septigravida (sep-tig-rav'id-ah) [L. *sep'tum* seven + *grav'ida* pregnant]. A woman pregnant for the seventh time.

septile (sep'til). Of or pertaining to a septum.

septimetritis (sep"tim-e-tri'tis) [*septic* + *metritis*]. Septic inflammation of the uterus.

septipara (sep-tip'ah-rah) [L. *sep'tem* seven + *par'ere* to produce]. A woman who has borne seven children.

septivalent (sep-tiv'al-ent) [L. *sep'tem* seven + *va'lens* able]. Able to combine with or to replace seven hydrogen atoms.

septoforma (sep-to-for'mah). A condensation-product of formaldehyd with terpenes, naphthalenes, and members of the phenol group: used as a disinfectant for instruments, in 5 to 10 per cent. solution; as a wash for wounds, in 3 per cent. solution; and in various skin diseases in a 10 per cent. ointment.

septomarginal (sep-to-mar'jin-al). Pertaining to the margin of a septum.

septometer (sep-tom'et-er). 1. [L. *sæp'tum* partition + *me'trum* measure.] An instrument for measuring the thickness of the nasal septum. 2. [Gr. *σηπτός* decayed + *μέτρον* measure.] Same as *sepsometer*.

septonasal (sep-to-na'zal). Pertaining to the nasal septum.

septosan (sep'to-san). A proprietary liquid disinfectant and antiseptic irritant.

septotome (sep'to-tōm) [*septum* + Gr. *τομή* a cutting]. An instrument for operating on the nasal septum.

septotomy (sep-tot'o-me). The operation of incising the nasal septum.

septulum (sep'tu-lum). A small septum. **s. tes'tis,** one of the trabeculæ of the testis.

septum (sep'tum), pl. *sep'ta* [L. *sæp'tum* septum]. A dividing wall or partition. **s. alve'oli,** one of the thin plates of bone separating the alveoli of the jaw. **s. atrio'rum** [B N A], **s. auricula'rum,** the wall that separates the auricles of the heart. **Bigelow's s.,** a layer of hard, bony tissue in the neck of the femur. **bronchial s., s. bronchia'le,** a projection into the bronchial tube at its bifurcation. **s. bul'bi ure'thræ** [B N A], the fibrous septum dividing the interior of the bulb of the urethra. **s. cana'lis musculotuba'rii** [B N A], the cochleariform process. **s. cartilagin'eum** [B N A], the plate of cartilage forming the anterior part of the nasal septum. **s. cervica'le interme'dium** [B N A], the membrane joining the cervical spinal arachnoid and dura mater in the middle line. **Cloquet's s.,** the septum crurale internum. **crural s.,** the layer that closes the femoral ring. **Douglas's s.,** the septum formed by the union of Rathke's folds, forming the rectum of the fetus. **s. femora'le** [B N A], the crural septum. **gingival s., gum s.,** the part of the gum which occupies the interproximal spaces **s. glan'dis** [B N A], the fibrous septum of the glans penis **hemal s.,** a structure of animals which in man is represented by the linea alba and the transversalis, iliac, and rectovesical fasciæ. **s. interalveola're,** one of the partitions between the tooth-sockets. **interauricular s.** Same as *s. atriorum.* **intermuscular s.,** the sheaths of aponeurosis separating some of the muscles of the extremities. **interradical s.,** the bony septum between the roots of multirooted teeth. **intraventricular s.** Same as *s. ventriculorum.* **s. lin'guæ** [B N A], the median vertical fibrous part of the tongue. **s. luci'dum.** 1. The partition between the lateral ventricles of the brain. 2. The stratum corneum of the epidermis. **membranous s.,** the membranous portion of the nasal septum. **nasal s.,** the boundary between the two nasal cavities. **neural s.,** a prolongation, chiefly in the lower vertebrates, of the general investing fascia, extending medially from the surface toward the skeleton. In man it is represented by the ligamentum nuchæ and the supraspinous and interspinous ligaments. **s. orbita'le** [B N A], the anterior protecting wall of the eyeball, composed of the tarsi, the canthal ligaments, and the tarso-orbital fascia. **s. pectinifor'me,** the partition which separates the corpora cavernosa of the penis. **pellucid s.,** the septum lucidum. **s. pe'nis** [B N A], the tunica alba lying between the corpora cavernosa of the penis. **pharyngeal s.,** the partition which separates the mouth cavity from the pharynx in the embryo. **s. pon'tis,** the septum of the pons varolii. **s. posti'cum,** the membranous septum which extends from the arachnoid to the pia, opposite the dorsal fissure of the spinal cord. **rectovaginal s.,** the wall which separates the rectum from the vagina. **s. scro'ti** [B N A], the partition formed by the dartos, which divides the scrotum and separates the testes. **s. sin'uum fronta'le** [B N A], the bony septum between the two frontal sinuses. **s. sphenoida'le,** the mesial partition between the sphenoid sinuses. **s. spu'rium,** a ridge on the roof of the atrium of the embryonic heart. **subarachnoidal s.,** the septum posticum. **s. transver'sum,** the ridge in the ampulla of the semicircular canal which bears the crista acustica. **s. tu'bæ,** the cochleariform process. **s. ventriculo'rum** [B N A], the partition between the ventricles of the heart.

septuplet (sep'tu-plet) [L. *sep'tuplum* a group of seven]. Any one of seven children born at a birth.

Seq. luce. Abbreviation for L. *sequen'ti lu'ce,* the following day.

sequardin (se-kwar'din) [after Brown-*Séquard*]. A proprietary sterilized testicular extract.

sequel (se'kwel). Sequela.

sequela (se-kwe'lah), pl. *seque'læ* [L.]. Any lesion or affection following and caused by an attack of disease.

sequester (se-kwes'ter) [L.]. Same as *sequestrum.*

sequestral (se-kwes'tral). Pertaining to or of the nature of a sequestrum

sequestration (se-kwes-tra'shun) [L. *sequestra'tio*]. 1. The formation of a sequestrum. 2. The isolation of a patient. 3. The shutting off of a portion of the blood from the general circulation by means of bands about the thighs and arms, for the purpose of reducing hemorrhage in operations on the head or trunk.

sequestrectomy (se-kwes-trek'to-me) [*L. seques'trum* + Gr. ἐκτομή excision]. The surgical removal of a sequestrum.

sequestrotomy (se-kwes-trot'o-me) [*sequestrum* + Gr. τέμνειν to cut]. The surgical removal of necrosed bone.

sequestrum (se-kwes'trum), pl. *seques'tra* [L.]. A piece of dead bone that has become separated during the process of necrosis from the sound bone. **s. forceps,** a forceps for removing a sequestrum. **primary s.,** a sequestrum that is entirely detached. **secondary s.,** a sequestrum that is partially detached and may be pushed into place. **tertiary s.,** a sequestrum that is only cracked, and remains in its place.

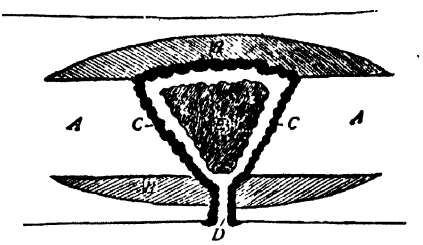

Illustrating the formation of a sequestrum: *A, A,* Sound bone; *B, B,* new bone; *C, C,* granulations lining involucrum; *D,* cloaca; *E,* sequestrum. (DaCosta.)

sera (se'rah). Plural of *serum.*

seralbumin (se-ral-bu'min). Serum-albumin: the albumin of the blood.

serangitis (se-ran-ji'tis) [Gr. σήραγξ cavern + *-itis* inflammation]. Same as *cavernitis.*

seraphtin (se-raf'tin). A trade name for a serum said to be curative and prophylactic in hoof-and-mouth disease.

serempion (se-rem'pe-on). A fatal form of measles occurring in the West Indies.

Serenoa (ser-e-no'ah) [after *Sereno* Watson]. A genus of palms. *S. serrula'ta* is the saw-palmetto or sabal of the southern United States. A fluidextract of the berries is diuretic, expectorant, and aphrodisiac· used in diseases of the prostate and bladder. The medicinal virtues of the drug are said to reside in its various oils. Dose of fluidextract, 30–120 min. (2–8 c.c.); of extract, 5–10 gr. (0.333–0.666 gm.).

serglobulin (sēr-glob'u-lin). See *paraglobulin.*

serial (se're-al). Arranged in or forming a series.

séribele (ser-e-bel'e). The seeds and root-bark of *Con'narus africa'nus:* used to expel tapeworm. Dose, 2 fl.oz. (60 c.c.) in decoction.

sericeps (ser'is-eps) [L. *ser'icus* silken + *ca'put* head]. A silken bag used in making traction on the fetal head.

sericin (ser'is-in). Silk-glue or silk-gelatin; a protein, $C_{15}H_{25}N_5O_3$, derivable from silk.

sericum (ser'ik-um) [L.; Gr. σηρικός silken]. Silk; a product of various insect-larvæ, but chiefly of *Bom'byx mo'ri,* the silk-worm: used in surgery.

series (se'rē-ēz) [L. "row"]. A group or succession of objects or substances arranged in regular order or forming a kind of chain. **aliphatic s.** See *aliphatic*. **aromatic s.**, the compounds derived from benzene. **fatty s.**, methane and its derivatives and the homologous hydrocarbons. **homologous s.**, a series of compounds each member of which differs from the one preceding it by the radical CH_2.

seriflux (ser'if-luks) [L. *se'rum* whey + *flux'us* flow]. A thin, watery discharge.

serin (se'rin). 1. A white, crystalline amino-acid, alpha-amino-beta-hydroxy-propionic acid, $CH_2OH.CHNH_2.COOH$, obtained by boiling sericin with dilute sulphuric acid (Emil Fischer, 1902) It is also obtainable from horn by hydrolysis. 2. Serum-albumin.

seriscission (ser-is-sizh'un) [L. *ser'icum* silk + *scin'dere* to cut]. The cutting of soft tissues by means of a silken ligature.

Serjania (ser-ja'ne-ah). A genus of tropical trees, some of them poisonous. *S. letha'lis* grows in Brazil; from it a native bee collects an exceedingly poisonous honey.

sero-albuminuria (se"ro-al-bu-min-u're-ah). The presence in the urine of serum-albumin.

sero-anaphylaxis (se"ro-an-af-il-aks'is). Anaphylaxis produced by the use of blood-serum.

serobacterin (se-ro-bak'ter-in). A sensitized vaccine; an emulsion of a bacterium which has been treated by the application of the corresponding immune serum. See under *vaccine*.

serochrome (se'ro-krōm) [*serum* + Gr. χρῶμα color]. The coloring-matter of normal serum.

serocolitis (se"ro-ko-lit'is) [*serous* + *colitis*]. Inflammation of the serous surface of the colon.

seroculture (se'ro-kul-tshur). A bacterial culture on blood-serum.

serocym (se'ro-sīm). The designation of the fresh normal blood-plasma used in Hirschfeld and Klinger's coagulo-reaction

serocystic (se-ro-sis'tik). Made up of serous cysts

seroden (se'ro-den). A colloidal combination of iodin with serum proteins.

serodermatosis (se"ro-der-mat-o'sis). A skin disease with serous effusion into the skin.

serodiagnosis (se"ro-di-ag-no'sis). Diagnosis made by means of reactions taking place in the blood-serum. See *serum diagnosis*, under *diagnosis*.

sero-enteritis (se"ro-en-ter-i'tis). Inflammation of the serous coat of the intestine.

sero-enzyme (se-ro-en'zīm). An enzyme or ferment existing in the blood-serum.

serofibrinous (se-ro-fib'rin-us). Both serous and fibrinous.

serofibrous (se-ro-fi'brus). Pertaining to serous and fibrous surfaces; as, *serofibrous* apposition.

serofluid (se-ro-flu'id). A serous fluid.

seroformalin (se-ro-for'mal-in). An antiseptic dusting-powder composed of blood-serum coagulated, dried, and mixed with formalin.

serohemorrhagic (se"ro-hem-o-raj'ik). Characterized by serum and blood.

serohepatitis (se"ro-hep-at-i'tis) [*serous* + *hepatitis*]. Inflammation of the peritoneal coat which covers the liver.

sero-immunity (se"ro-im-u'nit-e). Immunity produced by antiserum.

serolactescent (se"ro-lak-tes'ent). Resembling serum and milk.

serolemma (se-ro-lem'ah) [*serous* + Gr. λέμμα sheath]. The membrane from which the false amnion is developed.

serolin (se'ro-lin) [L. *se'rum* serum + *o'leum* oil]. A crystallizable compound from the serum of the blood.

serolipase (se-ro-li'pās). Lipase from blood-serum.

serologic, serological (se-ro-loj'ik, se-ro-loj'ik-al). Pertaining to sera and the study of sera.

serologist (se-rol'o-jist). One who is an expert in serum diagnosis.

serology (se-rol'o-je) [*serum* + Gr. λόγος treatise]. The study of sera and their actions.

seromembranous (se-ro-mem'bran-us). Both serous and membranous; composed of serous membrane.

seromucoid (se-ro-mu'koid). A substance sometimes found in urine.

seromucous (se-ro-mu'kus). Partly serous and partly mucous.

seromuscular (se-ro-mus'ku-lar). Pertaining to the serous and muscular coats of the intestine.

seronol (se'ro-nol) A preparation for influenza containing guaiacol, eucalyptol, and camphor in sterilized olive oil: injected daily into the gluteal muscles for five or six days.

seroots (se-roots'). Tabanid flies.

seroperitoneum (se"ro-per-it-o-ne'um). The presence of free fluid in the peritoneum; ascites.

serophthi'sis pernicio'sa endem'ica. Beriberi.

serophysiology (se"ro-fiz-e-ol'o-je). The study of the physiologic mechanism of serum action.

serophyte (se'ro-fīt) [*serum* + Gr φύτον plant]. A micro-organism which grows readily in the body fluids.

seroplastic (se-ro-plas'tik). Same as *serofibrinous*.

seropneumothorax (se"ro-nu-mo-tho'raks). Pneumothorax with a serous effusion in the pleural cavity.

seroprevention (se"ro-pre-ven'shun). Prophylactic injection of serum.

seroprognosis (se"ro-prog-no'sis). The prognosis of a disease by study of its seroreactions.

seroprophylaxis (se"ro-pro-fil-ak'sis). The injection of convalescent serum into persons who have been exposed to infection; done as a prophylactic measure.

seropurulent (se-ro-pu'ru-lent). Both serous and purulent.

seropus (se-ro-pus'). Serum mingled with pus.

seroreaction (se-ro-re-ak'shun). A reaction occurring in a serum or as a result of the action of a serum. Cf. *fixation of the complement*. **Klausner's s.** See *Klausner's reaction*, under *reaction*.

serosa (se-ro'sah). Any serous membrane.

serosamucin (se-ro-sah-mu'sin). A protein resembling mucin, found in inflammatory ascitic exudates.

serosanguineous (se"ro-sang-win'e-us). Pertaining to or containing both serum and blood.

serosaprophyte (se"ro-sap'ro-fīt). A micro-organism which thrives in the body fluids only when they have become degenerated.

seroscopy (se-ros'ko-pe) [*serum* + Gr. σκοπεῖν to examine]. Diagnostic examination of serum with the agglutinoscope.

serose (se'rōs). An albumose obtained from serum-albumin.

seroserous (se-ro-se'rus) Pertaining to two or more serous membranes.

serosine (ser'o-sin). A proprietary antiseptic, antipyretic, and sedative preparation.

serositides (se-ro-si'tid-ēz) Plural of *serositis*.

serositis (se-ro-si'tis) [*serous membrane* + Gr. -ιτις inflammation]. Inflammation of a serous membrane. **multiple s.**, polyorrhomeningitis.

serosity (se-ros'it-e). The quality possessed by serous fluids.

serosynovial (se"ro-si-no've-al). Both serous and synovial.

serosynovitis (se"ro-sin-o-vi'tis). Synovitis with effusion of serum.

serotaxis (se-ro-taks'is) [*serum* + Gr. *τάξις* arrangement]. The determination of the blood-serum toward the skin in diagnosis by the application of caustic potash in solution, so as to bring pathogenic germs to the skin.

serotherapeutic (se"ro-ther-ap-u'tik). Pertaining to serotherapy.

serotherapist (se-ro-ther'ap-ist). One who treats disease by serotherapy.

serotherapy (se-ro-ther'ap-e) [*serum* + Gr. *θεραπεία* treatment]. 1. Whey-cure. 2. Passive immunization for protective or curative purposes by the injection of the blood-sera of animals that have been actively immunized by inoculation with the bacteria or the bacterial toxins of the disease.

serothorax (se-ro-tho'rax). Hydrothorax.

serotina (se-rot'in-ah) [L. "late"]. Same as *decidua serotina*.

serotoxin (se-ro-toks'in). A toxin formed in and from blood-serum when the latter is treated with kaolin, barium sulphate, or in other ways.

serous (se'rus) [L. *sero'sus*]. 1. Pertaining to or resembling serum. 2. Producing or containing serum. **s. inflammation**, inflammation in which the exudate is of a serous nature, also inflammation of a serous membrane. **s. membrane**, the membrane lining one of the large lymph-spaces of the body. It is composed of a basement-membrane located upon ordinary connective tissue, and bearing a single layer of endotheliál cells. A serous membrane consists of two layers forming a closed sac—the *parietal portion*, lining the wall of the cavity, and the *visceral portion*, covering the viscera contained in it. See *membrane*.

serovaccination (se-ro-vak-sin-a'shun). Injection of serum combined with vaccination to produce passive immunity by the former and active immunity by the latter.

serozym, serozyme (se'ro-zīm) [L. *se'rum* + Gr. *ζύμη* yeast]. Bordet's name for the prothrombin present in the blood-serum, his view being that thrombin is formed by a union of serozyme and cytozyme. The serozyme exists in an inactive form, proserozyme, which is converted by the calcium of the blood into serozyme.

serpentaria (ser-pen-ta're-ah) [L. *ser'pens* snake]. The rhizome and roots of *Aristolo'chia serpenta'ria*, Virginia snakeroot, and *A. reticula'ta*, or Texas snake-root, herbs of North America. Serpentaria is tonic, diaphoretic, and diuretic, and is used as a stimulant in typhoid fever and typhoid pneumonia, as a digestive tonic, and in eruptive fevers. Dose of fluidextract, 10–30 min. (0.666–2 c.c.), of tincture, ½–2 fl.dr. (2–8 c.c.); of infusion, 1 fl.oz. (30 c.c.); of *tinctu'ra cincho'næ compos'ita*, 1 fl.dr. (4 c.c.).

serpiginous (ser-pij'in-us) [L. *ser'pere* to creep]. Creeping from part to part.

serpigo (ser-pi'go) [L. *ser'pere* to creep]. Any creeping eruption; tinea or herpes.

serpolet (ser'po-let) [L. *serpyl'lum* thyme]. A kind of camphory oil from *Thy'mus serpyl'lum*, used mainly in perfumery; also the plant which produces it; wild thyme.

serpyllum (ser-pil'um). Latin for *thyme*.

serrago (ser'a-go), gen. *serra'ginis* [L.]. Saw-dust. It has a limited use in surgical dressings.

serrate, serrated (ser'āt, ser'a-ted) [L. *serra'tus*, from *ser'ra* saw]. Having a saw-like edge.

Serratia (ser-a'she-ah). A genus of the Bacteriaceæ. They are saprophytic and produce a red or pink pigment. **S. marces'cens**, *Erythrobacillus* (*Bacillus*) *prodigiosus;* a common well-known organism producing a bright red pigment.

serration (ser-a'shun) [L. *serra'tio*]. 1. A structure or formation with teeth like those of a saw. 2. A notch like one between two teeth of a saw.

serratus (ser-a'tus). See *muscles, table of*.

serrefine (sār-fēn') [Fr.]. A small spring-forceps for compressing bleeding vessels.

serrenœud (sār-nud') [Fr. *ser'rer* to press + *nœud* knot]. An instrument used in surgery for tightening ligatures.

Serres's angle, glands (sārz) [Etienne Renaud Augustin *Serres*, French physiologist, 1786–1868]. See *angle* and *gland*.

serrulate (ser'u-lāt) [L. *serrula'tus*]. Marked or bordered with small serrations or projections.

Sertoli's cell, column (ser-to'lēz) [Enrico *Sertoli*, Italian histologist]. See *cell* and *column*.

serum (se'rum), pl. *se'ra* [L. "whey"]. 1. The clear portion of any animal liquid separated from its more solid elements; especially the clear liquid (*blood-s.*) which separates in the clotting of blood from the clot and the corpuscles. 2. Blood-serum from animals that have been inoculated with bacteria or their toxins. Such serum, when introduced into the body, produces passive immunization by virtue of the antibodies which it contains. 3. See *blood-serum*. **Abderhalden's cancer s.**, a blood-serum from an animal which has been injected with cancer fluid and has thus developed protective ferments. Such serum has been used in treating patients with cancer. **Adamkiewicz's s.**, cancroin. **adapted s.**, a serum resulting from immunization. **adrenal s.**, a serum to which has been added an extract from the adrenal gland of an animal. Such a serum has a toxic effect upon the adrenal glands of animals of the species from which the extract was made. **s.-albumin.** See *albumin*. **allergic s.**, a serum which produces hypersensitiveness (anaphylaxis) to serum injections. **anallergic s.**, a serum which does not produce hypersensitiveness (anaphylaxis) to serum injections. **antagonistic s.**, treatment of a disease by the injection of serum of some antagonistic disease; as the treatment of patients having myxedema with serum from patients with exophthalmic goiter. **anti-amarillic s.**, an animal serum recommended for use in treating yellow fever. **anti-anthrax s.**, an antitoxic serum prepared by the inoculation of bouillon cultures of virulent anthrax. **anti-blastomycetic s.**, serum from birds inoculated with blastomycetes of cancer, proposed for protective inoculation against the blastomycetes of carcinoma. **antibothropic s.**, serum used to produce immunization against the bites of rattlesnakes. **anticancerous s.**, a serum for use in treating cancer. It is obtained from an animal which has been injected with some preparation of cancerous tissue. **anticholera s.**, a serum made by injecting horses with killed or (and) live cultures of the Vibrio choleræ, or with toxins or with other products of the germs. See *Kraus's s.* **anticoagulative s.**, a serum which prevents the coagulation of serum. **anticomplementary s.**, a serum which interferes with or destroys the activity of complement. **anticrotalus s.**, an antivenomous serum which is protective against the poison of the rattlesnake. **anticytotoxic s.**, an immune blood-serum which neutralizes the activity of a cytotoxic serum. **antidiphtheric s.** 1. See *diphtheria antitoxin*, under *antitoxin*. 2. A serum produced by injecting an animal with killed or living diphtheria germs, or with both. It is used therapeutically to inhibit or kill the diphtheria germs rather than to neutralize the diphtheria toxin. **antidysenteric s.**, a serum from horses immunized against the dysentery bacterium or its toxin, or both. **antiepithelial s.** Same as *epitheliolysin*. **antigonococcus s.**, a serum from goats immunized against the gonococcus. **antigourmeaux s.**, a serum for the treatment of strangles. **antihepatic s.**, serum of an animal into which has been injected liver matter from another animal. This serum is destructive to the liver of the animal of the species from which the injected matter was

taken. **anti-influenza s.**, blood-serum from goats or horses which have been injected first with non-virulent and then with virulent influenza organisms. **antileprous s.**, a serum for the treatment of leprosy. **antimeningococcus s.**, a polyvalent serum prepared by injecting first an autolysate of the strains and later living cultures (method of Flexner and Jobling). **antimorphin s.**, a serum obtained from animals that have been injected with increasing doses of morphin. **antiophidic s.** [*Ophidia*, an order of reptiles including serpents], serum which combats the poison of snakes. **antipancreatic s.**, serum of an animal into which has been injected pancreatic extract from another animal. This serum is destructive to the pancreas of the animal of the species from which the extract was taken. **antiparamœcious s.**, a serum resulting from immunization with paramœcium, a protozoan organism. **antipertussis s.**, blood-serum from patients convalescent from pertussis **antipest s.** See *antiplague serum*. **antiphagocytic s.**, a serum which destroys phagocytes. **antiplague s.**, a serum obtained from animals which have been repeatedly injected with killed or living plague germs (Pfeifferella pestis), or with both, or with some preparation of the germs. **antiplatelet s.**, a serum which dissolves blood-platelets, obtained by repeatedly injecting a rabbit with guinea-pig platelets. **antipneumococcus s.**, a serum found in the blood of horses which have been injected with pneumococci. The Type I serum is particularly valuable therapeutically. **antisarcomatous s.**, serum from an animal into which sarcoma tissue has been injected: said to be useful to prevent the growth of sarcoma. **antiscarlatinal s.** See *Moser's s.* **antispermotoxic s.** See *antispermotoxin*. **antistaphylococcus s.**, a serum thought to be curative of staphylococcus infection. **antistreptococcus s.**, a serum obtained from the blood of animals which have been injected with killed or living streptococci or with both. It is used in treating various streptococcic infections. **antitetanic s.** See *tetanus antitoxin*. **antithyroid s.**, a serum obtained by immunizing animals with thyroid cells or with their nucleoproteins. **antitoxic s.**, a serum which contains the antitoxin of a pathogenic organism. **antitubercle s.**, a serum prepared by injecting an animal with killed or with living tubercle germs (Mycobacterium tuberculosis) or with both or with a preparation of the germs. **antityphoid s.**, a serum derived from horses which have been injected with filtered bouillon cultures of *Bacterium typhosum* for several years and with the typhoid germs. It is used in the treatment of typhoid fever. **antivenomous s.**, a serum used as a remedy for snake-bite, prepared from the blood of horses or asses which have been immunized against the venom of serpents. Called also *Calmette's s.* **antivirilic s.**, a serum which contains antivirulin. **Aronson's s.**, an antistreptococcus serum **artificial s.**, a solution containing albumin, salts, etc.: used in intravenous and in traperitoneal injections. **autosalvarsanized s.** See *salvarsanized s.* **bacteriolytic s.**, a serum which contains the bacteriolysin of a microörganism **Bardel's s.**, a mixture of sodium chlorid, phenol, sodium phosphate, sodium sulphate, and water. **Beebe's s.**, a serum obtained from the blood of thyroidectomized animals: used in conditions of thyroid hyperactivity. **Behring's s.**, a serum against diphtheria. **blister s.**, the fluid found in a blister. It is sometimes injected back into the patient in non-specific protein therapy. **Blondel's s.**, the serum of fresh milk, prepared by filtration after coagulation and neutralization. **blood s.**, the clear, usually amber-colored, fluid which separates when blood clots. It contains neither fibrin nor corpuscles. See also *blood-serum*. **Bruschettini's s.**, an antituberculosis serum-vaccine prepared by mixing with a bacterial vaccine a serum obtained by immunizing animals with increasing quantities of endotoxins secured b producing a pleural exudate in rabbits through ir jections of aleuronat and tubercle bacilli. **Bul and Pritchett's s.**, an antitoxic serum for ga bacillus infection. **Calmette's s.** See *ant venomous s.* **cancer-s.**, a serum for the treat ment of cancer, prepared in the same way a diphtheria antitoxin. **Carrasquilla's s.**, a antileprous serum of little therapeutic valu **Catani's s.**, sodium chlorid, 4 parts; sodiur carbonate, 2 parts; and boiled distilled water, 100 parts; for injection in infectious diseases. **Chan temesse's s.** See *antityphoid serum*. **Cheron' s.**, crystalline phenol, 1 part; sodium chlorid, parts; sodium phosphate, 4 parts; sodium sulphat 8 parts; boiled distilled water, 100 parts: for ir jection in infectious diseases. **convalescent s.** blood-serum from a patient who is convalescer from an infectious disease: such a serum is used a a prophylactic injection in such diseases as measle scarlet fever, whooping-cough, etc. **Crocq's s.** sodium phosphate, 2 parts; boiled distilled wate 100 parts: for injection in infectious disease **Cuguillere's s.**, an antituberculosis preparatio of allyl sulphid, 1 gm.; tincture of myrrh, 1 c.c and Hayem's glycerinated serum, 100 c.c. **cyto tropic s.**, a serum rendering cells ingestible b phagocytes. **Deutschmann's s.**, a serum ob tained from horses injected with increasing dos of sterile yeast: used by injection in various infe tious diseases. Dose, 30–60 min. (2–4 c.c. **Dochez's s.**, an antiscarlatinal serum obtaine by immunizing horses with a culture of Strept coccus hemolyticus. **Dopter's s.**, a serum effe tive against the parameningococcus. **Dorset Niles s.**, a serum for immunizing against ho cholera. **double s.**, a mixture of immune se from horses and cattle, believed to furnish a greate variety of specific amboceptors than a serum fro either animal alone. **Doyen's s.**, a serum fro cows whose udders have been inoculated wit *Micrococ'cus neofor'mans:* used in cancer. **Du jardin-Beaumetz s.**, a solution containing p tassium carbonate and sulphate, sodium chlori lactate, and phosphate **Dunbar's s.**, an ant toxin from the pollen of rag-weed, golden rod, ry etc.: used in the treatment of hay-fever. **Em merich-Scholl s.**, a serum for cancer, obtaine from the blood of sheep which have been inoculate with streptococci cultures derived from inoculate rabbits. **endotheliolytic s.**, serum whic destroys endothelial cells. It is obtained fro the blood of animals immunized with endothelia cells. **Flexner's s.**, an antidiplococcus seru used in the treatment of cerebrospinal meningiti by injection into the spinal canal. **foreign s.** serum from an animal to be injected into one another species. **Gabritschewsky's s.**, a antiscarlatinal serum. **gastrotoxic s.**, a s rum toxic to the gastric mucous membrane. **s. globulin.** Same as *paraglobulin*. **glycerin s.** blood-serum which contains 5 per cent. of glycerin used as a culture medium for tubercle bacill **Haffkine's s.**, not a serum. See *Haffkine's va cine*, under *vaccine*. **Hayem's s.**, sodium chlori 5 parts; sodium sulphate, 1 part; distilled an boiled water, 1000 parts: for injection in infectiou diseases. **heterologous s.**, a serum derived fro an animal of another species. **Hoffmann's s.** epitheliolysin. **hog-cholera s.**, hogs havin some immunity either from having recovered fro an attack of the disease or as a result of an injec tion of hog-cholera serum, are injected severa times intravenously at intervals of three to fou weeks with infectious blood from a hog sick wit hog-cholera. The serum of such hyperimmun hogs is used both in the prevention and in the cur of hog-cholera. **horse s.**, serum obtained fro the blood of horses; it may be normal serum o immune serum. **Howell's s.**, a solution of sc dium chlorid and bicarbonate, calcium chlorid, an potassium chlorid. **Huchard's s.**, a solution i 100 c.c. of distilled water; sodium phosphate, 1

gm.; sodium chlorid, 5 gm.; and sodium sulphate, 2.5 gm. **immune s.**, a serum containing one or more antibodies; especially one in which the antibody content has been increased by recovery from its specific infection or by injection with its specific antigen. **inactive s.**, a serum which has been treated until its activity has been destroyed: it is injected to aid in the elimination of toxic material. **inorganic s.** See *Trunecek's s.* **isotonic s.**, serum which contains enough saline matter to preserve the red corpuscles. **jequiritol s.**, an antitoxin that corrects the effects of jequiritol. **Jonsell's s.**, an antituberculosis serum obtained by injecting horses intravenously or subcutaneously with frequently increasing doses of human bacilli of attenuated virulence. **Kitasató's s.**, an anticholera serum. **Kolle's s.**, a serum used in treating cerebrospinal meningitis. **Kraus's s.**, a serum for treating cholera prepared by immunizing horses with a toxin derived from a vibrio isolated from patients dying from a cholera-like infection **Kronecker and Lichtenstein's s.**, sodium chlorid, 6 or 7 parts; sodium carbonate, 0.1 part; water, 1000 parts: for injection in infectious diseases. **s. lac'tis,** the whey of milk. **Latta's s.**, sodium chlorid, 3 to 5 parts; sodium carbonate, 1.7 parts; boiled distilled water, 3 to 4 parts: for injection in infectious diseases. **Leclainche-Vallée s.**, a polyvalent serum derived from horses inoculated with several varieties of staphylococcus, streptococcus, Bacillus coli, pyocyaneus, Bacillus proteus, Vibrio septicus, and Bacillus aërogenes: used in the treatment of wound infections and septicemia. **Leclerc's s.**, sodium chlorid, 40 parts; sodium phosphate, 4 parts; boiled distilled water, 1000 parts: for injection in infectious diseases. **leukocygenic s.**, horse-serum treated so as to render it stable: said to cause marked migration of leukocytes to the site of injection and used in treating infected wounds. **leukocytolytic s.**, serum that destroys leukocytes; it is from the blood of animals immunized with leukocytes. **leukotoxic s.**, a serum that destroys leukocytes. **Leyden's s.**, blood-serum from patients recovering from scarlet fever. **Löffler's s.** See *Löffler's blood-serum*, under *blood-serum*. **Lustig's s.**, a serum obtained from horses which have been immunized with Lustig and Galeotti's vaccine, q. v., under vaccine. **s.-lutein,** the lipochrome, or yellow coloring-matter of serum. **Luton's s.**, crystalline sodium phosphate, 4 parts; sodium sulphate, 10 parts, boiled distilled water, 100 parts: for injection in infectious diseases. **lymphatolytic s.**, serum which destroys lymphatic tissues, such as the spleen and lymph-glands. **Maragliano's s.**, an antituberculosis serum prepared by injecting animals with unheated products of the tubercle bacilli. **marine s.**, a mixture of seawater 83 parts with 190 parts of spring water for hypodermic injection. **Marmorek's s.**, a serum obtained by injecting animals with young cultures of tubercle germs which have been grown on a leukotoxic serum and then with strains of streptococci obtained from tuberculous patients. **Mathieu's s.**, a solution containing 6 gm. of sodium sulphate, 4 gm. of sodium phosphate, 1 gm. of sodium chlorid, 20 c.c. of glycerol, in 100 c.c. of distilled water. **Menzer's s.**, a serum for treating rheumatic fever; it is obtained by inoculating horses with living cultures derived from human cases. **mercurialized s.**, a solution of mercuric chlorid in normal horse serum diluted with physiologic salt solution for intravenous or intraspinal injection. **Merz's s.** 1. A preparation containing hamamelis extract in tubes for use in hemorrhoids. 2. Veraserol. **Morpinami's s.** See *scarlatin*. **Moser's s.**, antistreptococcus serum produced by inoculating horses with several kinds of streptococci from the blood of scarlet-fever patients. **motile s.**, an immune serum containing flagellar agglutinins. **multipartial s.**, polyvalent serum. **muscle-s.**, muscle plasma deprived of its myosin. **nephrolytic s.**, a serum which has a specific destructive effect on kidney tissue. **nephrotoxic s.**, a serum having a specific toxic effect on the kidney. It is produced by treating serum with an emulsion of kidney substance from an animal, the serum being toxic for animals of the same species. **neurolytic s., neurotoxic s.**, a serum which exerts a specific toxic action on the brain and spinal cord. It is produced by treating serum with emulsion of brain and cord of an animal, the serum being toxic for animals of the species. **normal s.** 1. Serum from a normal untreated animal. It is used in treating bleeding in hemophiliac and melena cases and in non-specific protein therapy. 2. Serum of which 0.1 c.c. will neutralize ten times the minimal lethal dose of a definite bacteria toxin. **Pane's s.**, antipneumococcic serum. **Paquin's s.**, a tuberculous serum obtained by successive inoculation of horses. **Parascandolo's s.**, a serum obtained by inoculation of an animal with mixed cultures of staphylococci and streptococci. **s.-paste,** a preparation of serum of ox-blood and zinc oxid. When painted over denuded surfaces, it dries, leaving a protective film. **petit s.**, a nonsensitizing, non-toxic, but vaccinating substance derived from serum by mixing with 2 parts of 90 per cent. alcohol, treating the resulting precipitate with physiologic salt solution, and filtering. Cf. *Vaughan's split products*, under *product*. **plague s., Yersin's s.**, antiplague serum. **polyvalent s.**, a serum obtained by inoculating animals with several varieties of an organism, such as streptococcus. **pooled s.**, the mixed serum from a number of subjects. **prophylactic s.**, a serum for immunizing against a disease. **Quentin's s.**, marine serum. **Query's s.**, a serum for syphilis obtained by inoculating monkeys with filtered bouillon cultures of *Spirochæta pallida*. **Renzi's s.**, a solution, in 1000 c.c of water, of 1 gm. iodin, 3 gm. of potassium iodid, and 6 gm. of sodium chlorid. **Richet-Héricourt's s.**, a serum for use in cancer. **Rogers's s.**, a serum for treatment of exophthalmic goiter. **Römer's s.**, an antipneumococcus serum. **Roussel's s.**, a solution of 50 gm. of sodium phosphate in 1000 c.c. of water. **Roux's s.**, antidiphtheric serum. **Ruppell's s.**, a serum for cerebrospinal meningitis prepared from a number of strains of the micrococcus. **Ruppell and Rickmann's s.**, an antituberculosis serum prepared by injecting living and virulent human bacilli into cattle or mules, and after tuberculous lesions have been produced, injecting the animals with increasing amounts of tuberculin, bacillary extracts, and living bacilli. **salvarsanized s.**, blood-serum taken from a patient after an intravenous injection of salvarsan. See *Swift-Ellis method*, under *method*. **Sanarelli's s.**, a serum used in protective inoculation against yellow fever. **Sapellier's s.**, a solution, in 100 c.c of boiled water, of 60 gm. of sodium chlorid, 5 gm of potassium chlorid, 31 gm of sodium carbonate, 4.5 gm. of sodium phosphate, and 3.5 gm. of potassium sulphate. **Schiassi's s.**, a solution for the physiologic treatment of wounds, containing 6.5 gm. of sodium chlorid, 0.3 gm. of potassium chlorid, 1 gm. of fused calcium chlorid, 0.5 gm. of sodium bicarbonate, 1.5 gm. of glucose, and 1000 gm. of distilled water. **Schiess's s.**, a solution, in 1000 c.c. of water, of 75 gm. of sodium chlorid and 50 gm. of sodium bicarbonate. **Schurupow's s.**, a serum used in the treatment of Asiatic cholera. **Sclavo's s.**, a bactericidal serum for treating human anthrax, produced by inoculating the ass with anthrax bacilli. **specific s.**, a serum which contains a large number of amboceptors having a special affinity for a given cell. **Spengler's s.**, an antituberculous serum obtained from the dissolved erythrocytes of the blood of animals: used hypodermically. Called also *immunkörper* and *I. K.* **streptococcus s.** See *antistreptococcic*

s. **surgical s.**, sodium chlorid, 7½ parts; boiled distilled water, 1000 parts: for injection in surgical cases. **Sydmann's s.** See *Sydmann's solution*, under *solution*. **thymotoxic s.**, a serum which has a specific toxic effect on thymus tissue. **thyrolytic s.**, a serum formed in an animal on injection of the extract of cells of the thyroid body of other animals, and capable of dissolving the thyroid of the animal from which the cells were taken. **thyrotoxic s.**, a serum destructive to thyroid tissue. **Torrey's s.**, antigonococcus serum. **Trunecek's s.**, an aqueous solution of sodium sulphate, chlorid, phosphate, and carbonate with potassium sulphate, in the proportion in which they exist in the human blood used for arteriosclerosis, rheumatism, epilepsy, uremia, diabetes, paralysis agitans, etc. Dose, 15 min. (1 c.c) subcutaneously or 1¼ fl oz. (35 c.c.) by the rectum every three or four days. Called also *inorganic serum*. **Vallée's s.** Same as *Leclainche-Vallée s.* **Vandervelde's s.** 1. A solution of 3 gm. each of sodium glycerophosphate and sodium chlorid in 1000 c.c. of water. 2. A solution of 3 gm. each of sodium chlorid, sodium phosphate, and potassium chlorid, 2 5 gm. of sodium carbonate, and 2 gm. of potassium sulphate in 100 c.c. of water. **von Leyden's s.** See *Leyden's s.* **Weinberg's s.**, antigangrene serum. **Wlaeff's s.**, an antiblastomycetic serum. **yeast s.**, serum from animals which have been given increasing doses of yeast in their food; recommended for use in various infections. **Yersin's s.**, antiplague serum.

serumal (se-ru'mal). Pertaining to or formed from serum. **s. calculus.** See under *calculus*.

serum-casein (se-rum-ka'se-in). Paraglobulin.

serum disease (se'rum dis-ēz'). See *serum sickness*, under *sickness*.

serum-fast (se'rum-fast). Resistant to the destructive effect of serum: said of bacteria.

serum-identical (se-rum-i-den'tik-al). Acting in the same way toward a given immune serum.

serum-sickness (se'rum-sik'nes). See under *sickness*.

serum-therapy (se-rum-ther'ap-e). See *serotherapy*.

serumuria (se-rum-u're-ah). Same as *albuminuria*.

Serv. Abbreviation for L *ser've*, keep, preserve.

Servetus (ser-ve'tus), Michael. A Spanish theologian and physician, 1509–1553. He is believed by some to have preceded Harvey in the discovery of the circulation of the blood.

serviette (sār-ve-et') [Fr.]. A towel or napkin.

sesame (ses'am-e) [L. *ses'amum;* Gr. *σήσαμον*]. The plants *Ses'amum in'dicum* and *S. orienta'le;* also their oil-bearing seeds The oil (*o'leum ses'ami*), called oil of benné, is used like olive oil. The seeds are demulcent, and are useful in dysentery.

sesamoid (ses'am-oid) [L. *sesamoi'des;* Gr. *σήσαμον* sesame + *εἶδος* form]. Resembling a grain of sesame. See *bone*.

sesamoiditis (ses''am-oid-i'tis). Inflammation of the sesamoid bones and surrounding structures of a horse's foot.

sesqui- [L. *ses'qui-* a half more]. A prefix meaning one and a half.

sesquibasic (ses-kwe-ba'sik) [L. *ses'qui-* one and a half + *ba'sis* base]. Formed by the substitution of two atoms of a base for three of the hydrogen atoms of an acid.

sesquibo (ses'kwe-bo) [L *sesqui* one and one-half + *bovinum*]. Pirquet's term for a milk nutriment intermediate between simple and double nutriment. It contains 150 nems. Cf *dubo* and *sibo*.

sesquicarbonate (ses-kwe-kar'bo-nāt). A carbonate in which the carbonic acid radical is united to a base in the proportion of three to two.

sesquichlorid (ses-kwe-klo'rid). A chlorid in which the chlorin is united to a base in the proportion of three to two.

sesquih. [L. *sesquiho'ra*]. An abbreviation for *an hour and a half*.

sesquihora (ses-kwi-ho'rah) [L.]. An hour and a half.

sesquioxid (ses-kwe-oks'id). A compound of three parts of oxygen with two of another element.

sesquisalt (ses'kwe-sawlt). A salt containing three parts of an acid with two of a base.

sesquisulphate (ses-kwe-sul'fāt). A sulphate containing three parts of sulphuric acid united with two of another element.

sesquisulphid (ses-kwe-sul'fid). A sulphid containing three parts of sulphur united with two of another element.

sessile (ses'il) [L. *ses'silis*]. Attached by a broad base; not pedunculated or stalked.

Sesunc. Abbreviation for L *sesun'cia*, an ounce and a half.

setaceous (se-ta'shus) [L. *seta'ceus; se'ta* bristle]. Slender and rigid, like a bristle.

Seta'ria equi'na. A filarial nematode found in the abdominal cavity of the horse.

setiferous (se-tif'er-us) [L. *se'ta* bristle + *fer're* to bear]. Bearing bristles; covered with bristles.

setigerous (se-tij'er-us) [L. *se'ta* bristle + *ge'rere* to carry]. Same as *setiferous*.

seton (se'ton) [Fr. *seton;* L. *se'ta* bristle]. 1. A strip or skein of silk or linen drawn through a wound in the skin to make an issue. 2. The tract or fistula so formed.

Setschenow's center, nucleus (sets'en-ofs) [Ivan *Setschenow*, Russian neurologist]. See *center*.

seven-barks (sev'en-barks). Hydrangea.

seven-day fever. See *nanukayami*.

seventh nerve (sev'enth). The facial nerve. See *nerves, table of*.

sevetol (sev'e-tol). A preparation of predigested animal and vegetable fats.

sevum (se'vum). Latin for *suet*. **s. benzoina'tum,** benzoinated suet. **s. præpara'tum,** prepared suet.

sewage (su'āj). The matters found in sewers. It consists of the excreta of man and animals, waste matters from kitchens, and other substances. **activated s.**, sewage mixed with activated sludge. **domestic s.**, sewage from dwellings, business buildings, factories, or institutions. **septic s.**, sewage undergoing anaërobic putrefaction.

sewerage (su'er-āj). The system of pipes arranged for carrying off the excreta and waste matters of a house or a town.

sewer-gas (su'er-gas). The poisonous vapor emanating from foul sewers.

sex (seks) [L. *sex'us*]. The distinctive generative character.

sex intergrade. See under *intergrade*.

sexdigitate (seks-dij'it-āt) [L. *sex* six + *dig'itus* digit]. Having six fingers on the hand or six toes on the foot.

sexivalent (sek-siv'al-ent) [L. *sex* six + *vale're* to have power]. Able to combine with or displace six atoms of hydrogen.

sex-limited. Affecting one sex only.

sex-linked. A term applied to characters which are inherited unequally by males and females.

sexology (seks-ol'o-je). The study which deals with the sexes and their relations.

sextan (seks'tan) [L. *sexta'nus* of the sixth]. Recurring every sixth day.

sextigravida (seks-tig-rav'id-ah) [L. *sex* six + *grav'ida* pregnant]. A woman pregnant for the sixth time.

sextipara (seks-tip'ah-rah) [L. *sex'tus* sixth + *par'ere* to produce]. A woman who has borne six children.

sextonol (seks'to-nol). A proprietary preparation

of quinin, strychnin, iron, manganese, soda, and lime.

sextuplet (seks'tu-plet) [L. *sex'tus* sixth]. Any one of six born at one birth.

sexual (seks'u-al) [L. *sexua'lis*]. 1. Pertaining to sex. 2. A person considered in his sexual relations. **contrary s.**, a sexual invert.

sexuality (seks-u-al'it-e). The characteristic quality of the male and female reproductive elements.

sexvalent (seks'val-ent) [L. *sex* six + *va'lens* able]. Having a chemic valence of six.

S.-G. Abbreviation for *Sachs-Georgi test.*

Sgambati reaction or **test** (sgahm'bah-te) [O *Sgambati*, physician in Rome]. See under *reaction*

S. G. O. Abbreviation for *Surgeon-General's Office.*

shaddock (shad'ok). See *naringin.*

shadow (shad'o). A faded or colorless red blood-corpuscle. **blood-s.** Same as *phantom-corpuscle.* See under *corpuscle.* **heart s.**, the *x*-ray shadow of the heart. **Ponfick's s's**, phantom corpuscles. **s.-test.** See *skiascopy.*

shadowgram, shadowgraph (shad'o-gram, shad'-o-graf). Same as *skiagram.*

shadowgraphy (shad'o-graf-e). Same as *skiagraphy.*

shadow nucleus (shad'o). See under *nucleus.*

shakes (shāks). A popular name for the cold paroxysm of intermittent fever. **spelter-s.**, a form of disease seen among brass-founders, characterized by violent chills.

shaking palsy (sha'king). See *paralysis agitans.*

shank (shangk). The tibia or shin; also the leg.

Sharpey's fibers (shar'pēz) [William *Sharpey*, English anatomist, 1802–1880]. See *fiber.*

shashitsu (shah-shit'soo). See *tsutsugamushi disease*, under *disease.*

shaven-beard appearance (sha'ven-bērd). The appearance of the intestinal glands in typhoid fever, being dark colored, with fine white markings.

sheath (shēth) [L. *vagi'na*]. A tubular body inclosing or surrounding some organ. **adventitial s.**, a structure within the brain which separates the extra- and the intra-adventitial spaces. **arachnoid s.**, the delicate membrane between the dural and pial sheath of the optic nerve. **capillary s.**, the wall of a lymph-channel surrounding a capillary. **caudal s.**, a tubular cytoplasmic structure at the base of the nucleus in the early spermatid. **chordal s.**, the sheath of the notochord. **crural s.** Same as *femoral s.* **dentinal s.**, the layer of tissue which lines the dentinal tubules. Called also *Neumann's s.* **dural s.**, the external investment of the optic nerve. **femoral s.**, the fascial envelope of the femoral vessels. **s. of Henle**, the envelope of a nerve-fiber outside of the neurilemma. **s. of Hertwig**, an investment of epithelial cells around the unerupted tooth and inside of the dental follicle which are derived by budding from the enamel organ. **lamellar s.**, the perineurium. **Mauthner's s.**, the double granular protoplasmic sac or layer, marked with lengthwise striæ, beneath Schwann's sheath. It incloses the myelin. **medullary s.** Same as *myelin s.* **myelin s.**, the sheath surrounding the axis-cylinder of some (*myelinized, medullated*) nerve-fibers. It consists of myelin supported by a network of neurokeratin and is itself surrounded by the neurilemma. Called also *medullary s.* **Neumann's s.** See *dentinal s.* **notochordal s.**, an elastic sheath surrounding the notochord. Called also *elastica externa.* **nucleated s.** See *neurilemma.* **s's of the optic nerve**, the envelopes that surround the optic nerve, formed by extension of the membranes of the brain. **perinephric s.**, the sheath of fascia investing the kidney. **perivascular s.**, a lymphatic organ which surrounds some of the blood-vessels of the brain. **pial s.**, an extension of the pia which partly surrounds the optic nerve. **primitive s.**, the neurilemma. **s. of the rectus**, the sheath inclosing the rectus muscle, formed by splitting of the tendon of the internal oblique muscle. **root-s.**, the epithelial sheath of the root of the embryonic tooth. **Scarpa's s.**, the cremasteric fascia. **Schwalbe's s.**, the thin envelope of an elastic fiber. **s. of Schwann**, the neurilemma. **synovial s.**, the membrane which lines a bony passage through which a tendon passes. **tangential s.**, the fibrocellular sheath inclosing the carotid arteries.

sheep-cholera. See under *cholera.*

sheeppox (shēp'poks). See *ovinia.*

sheep-scab (shēp'skab). See under *scab.*

sheet (shēt). An oblong piece of cotton or linen for a bed covering. **draw-s.**, a folded sheet placed under a patient in bed so that it may be withdrawn without lifting the patient.

shelf (shelf). A shelf-like structure, normal or abnormal, in the body. **Blumer's s.**, a pocket-like cavity in the abdomen due to carcinoma. **dental s.**, the shelf-like epithelial invagination formed by the dental ridge, beneath which the dental papillæ are formed; called also *dental ledge.*

shell crown. See under *crown.*

shell, diffusion. A small sac of semipermeable membrane used in the Abderhalden reaction.

shellac (shel-ak'). Shell-lac; a variety of lac from India, produced on various plants by an insect, *Coc'cus lac'tis.* It is of some use in surgery.

shell-shock. See under *shock.*

Shenton's arch or **line** (shen'tonz). See under *line.*

sherbet (sher'bet). The name of various refreshing, cooling, or medicinal drinks; chiefly used in oriental regions.

Sherrington's law (sher'ing-tonz) [Charles Scott *Sherrington*, contemporary English physiologist]. See under *law.*

sherry (sher'e) [L. *vi'num xer'icum*]. A variety of white or brownish wine from Xeres, in Spain.

shield (shēld). 1. Any protecting tube. 2. The metal tube that covers the core of soft iron in the primary coil of a faradic battery; by sliding or drawing it the current is intensified or diminished at will. **Buller's s.**, a watch-glass fitted over the eye to guard it from gonorrheal or ophthalmic infection. **embryonic s.**, the dark circular field due to cell-proliferation within the area pellucida, in which the primitive streak appears. **nipple-s.**, a cover to protect the nipple of a nursing woman. **phallic s.**, a device for the antiseptic protection of the male genitals during surgical operations.

Shiga's bacillus (she'gahz) [Kiyoshi *Shiga*, a contemporary Japanese physician]. See under *bacillus.*

Shiga-Kruse bacillus (she'gah-kru'seh). Shiga's bacillus.

shikimene (shik'im-ēn). Same as *sikimin.*

shilajatu (she-laj-at'oo). A mineral gum which exudes from the heated rocks in summer in India: used as a diuretic. See *silajit.*

shimamushi disease (shim-am-oo'she). See *tsutsugamushi disease*, under *disease.*

shin (shin). The crest or anterior edge of the tibia; the tibia itself; also the anterior aspect of the leg below the knee. **trench s.**, a painful condition of the tibialis muscles seen in soldiers in the trenches. It is attended by headache, fever, and is regarded as an infectious fibrositis.

shingles (shin'glz). Herpes zoster. See *zoster.*

shirt-stud abscess (shirt'stud). See *abscess.*

shiver (shiv'er). 1. A slight chill or tremor. 2. To tremble, as from a chill.

shivering (shiv'er-ing). Chorea affecting the muscles of the hip and thigh of a horse.

shock (shok). Sudden vital depression, due to an injury or emotion which makes an untoward impression upon the nervous system. Shock may be slight and transient, or profound and even fatal. In severe shock the prostration may amount to immobility or syncope; but in other cases the patient is restless and excited. Recovery from shock is followed by more or less quickening of the pulse and respiration and abnormally high temperature. **aërial s.**, a neurotic condition in soldiers due to the aërial disturbance produced by bursting shells. The aërial wave compression is believed to affect arterial pressure in the body by causing changes in the atmospheric pressure. **allergic s.** See *anaphylactic s.* **anaphylactic s.**, a violent attack of symptoms produced by a second injection of serum or protein and due to anaphylaxis. See *anaphylaxis.* **apoplectic s.**, a stroke of apoplexy. **barium s.**, a hemoclastic shock produced when barium is injected into the veins. **cardiac s.** See *heart-s.* **colloid s.**, pseudo-anaphylaxis. **deferred s.**, severe physical or mental disturbance, of which the symptoms occur a considerable time after the injury or mental impression is received. **electric s.**, the sudden impression produced by the passage of an electric current through any part of the body. **epigastric s.**, the effect of a sudden blow upon the epigastrium. **erethismic s.**, a form of shock in which the patient is excited and restless. **faradic s.**, the effect produced by faradization. **fetal s.**, distress sometimes produced by the movements of the fetus in utero. **heart-s.**, a sudden collapse of the functions of the heart during exertion, often fatal. **hemoclastic s.** See *hemoclastic crisis*, under *crisis*. **insulin s.**, a condition of circulatory insufficiency resulting from overdosage with insulin which causes too sudden reduction of blood sugar. It is marked by tremor, sweating, vertigo, diplopia, convulsions, and collapse. **mental s.**, that which is due to emotion or to a mental impression. **s. of metaballodispersion**, shock due to a change (usually diminution) in the degree of dispersion of the colloids of the body. **paralytic s.**, a sudden paralytic attack. **peptone s., protein s.**, a state of acute intoxication manifested by a chill with fever, spasm of the bronchi, acute emphysema, and vomiting and diarrhea, produced by the intravenous injection of peptone or other substance of protein nature, such as bacterial proteins, animal or vegetable proteins, organic extracts, etc. **phenolic s.**, a hemoclastic crisis produced by the intravenous injection of phenol. **railway-s.**, a nervous shock caused by a railroad accident. **secondary s.**, a second shock, following a first, often due to the formation of a heart-clot. **sense-s.**, a relatively mild, nightmare-like attack which comes on mainly in the first stages of sleep **serum s.** See *serum sickness* and *anaphylactic s.* **sexual s.**, a state of prostration following coitus or rape. **shell-s.**, a condition of lost nervous control with numerous psychic symptoms, ranging from extreme fear to actual dementia, produced in soldiers under fire by the noise and concussion from bursting shells. **static s.**, the effect produced by the discharge of static electricity. **surgical s.**, that which is due to injury. **testicular s.**, the effect of a sharp stroke upon the testes. **torpid s.**, shock in which the patient lies prostrate and immobile. **traumatic s.**, shock due to injury or violence. **wound s.**, shock resulting from a wound.

shoddy-fever (shod'e). A febrile disease caused by the dust in shoddy factories, and marked by cough, dyspnea, and headache.

shoe, Charlier's. A horse's shoe which allows the sole and the frog to come to the ground exactly as in the unshod foot. **Scarpa's s.**, a metal brace used in treating talipes equinus by preventing palmar extension of the foot beyond a right angle.

shoe-boil (shoo'boil). See *capped elbow*, under *elbow*.

shoemakers' spasm (shoo'ma-kerz). See *spasm.*

short cir'cuit (short). See *circuit.* **s.-circuit,** to form an opening between two portions of intestine above and below an obstruction.

shot-compressor (shot'kom-pres-or). A sort of forceps for compressing split-shot on sutures.

shot-feel. A bodily sensation as of the rolling of shot down the body, sometimes occurring in acromegaly.

shotgun prescription. See under *prescription.*

shot-silk phenomenon, reflex (shot-silk'). See *watered-silk reflex*, under *reflex.*

shoulder (shōl'der). The junction of the arm and trunk; also that part of the trunk which is bounded at the back by the scapula. **s.-blade,** the scapula. **bull's-eye s.**, a horse's shoulder having on it a loose flabby disk of hyperplastic skin with a central denuded surface. **s.-girdle.** See *girdle.* **pegged s.**, a condition in the horse marked by limitation of movement in the shoulder. **s.-slip,** inflammation of shoulder muscles and tendon in the horse.

show (shō). The appearance of blood that foreruns a labor or menstruation.

shower, erythroblastic (show'er). A rapid and marked increase in the nucleated red cells of the blood occurring in pernicious anemia **uric-acid s.**, temporary increase in the uric-acid contents of the urine; occurring in the course of a gouty attack.

Shrady's saw (shra'dēz) [George Frederick *Shrady*, New York surgeon, 1837–1907]. See *saw*

Shrapnell's membrane (shrap'nelz) [Henry J. *Shrapnell*, English anatomist]. See *membrane.*

shut-in personality. See under *personality.*

shuttlemakers' disease. See under *disease.*

Si. The symbol of *silicon.*

siagantritis, siagonantritis (si-ag-an-tri'tis, si"-ag-on-an-tri'tis) [Gr. σιαγών jaw-bone + *antritis*]. Inflammation in the antrum of Highmore.

sialaden (si-al'ad-en) [Gr. σίαλον saliva + ἀδήν gland]. A salivary gland.

sialadenitis (si"al-ad-en-i'tis). Inflammation of a salivary gland.

sialadenoncus (si"al-ad-en-ong'kus) [*sialaden* + Gr. ὄγκος mass]. A tumor of a salivary gland.

sialagogue (si-al'ag-og). Same as *sialogogue.*

sialaporia (si"al-ap-o're-ah) [Gr. σίαλον saliva + ἀπορία lack]. Deficiency in the amount of saliva.

sialemesis (si-al-em'es-is) [Gr. σίαλον saliva + ἔμεσις vomiting]. The hysteric vomiting of saliva.

sialic (si-al'ik) [Gr. σιαλικός]. Pertaining to the saliva.

sialine (si'al-īn) [L. *siali'nus*]. Pertaining to the saliva.

sialism, sialismus (si'al-izm, si-al-iz'mus) [Gr. σιαλισμός]. Salivation; ptyalism.

sialo-adenitis (si"al-o-ad-en-i'tis) Sialadenitis.

sialo-aërophagy (si"al-o-a-er-of'aj-e) [Gr. σίαλον saliva + ἀηρ air + φάγειν to eat]. The swallowing of saliva and air.

sialo-angiitis (si"al-o-an-je-i'tis). Sialo-angitis.

sialo-angitis (si"al-o-an-ji'tis). Inflammation of the salivary ducts.

sialodochitis (si"al-o-do-ki'tis) [Gr. σίαλον saliva + δοχή receptacle + -ιτις inflammation]. Inflammation of the salivary ducts.

sialoductilitis, sialoductitis (si"al-o-duk-til-i'tis, si"al-o-duk-ti'tis) [Gr. σίαλον saliva + L. *duc'tus* duct + Gr. -ιτις inflammation]. Inflammation of Stenson's duct.

sialogenous (si-al-oj'en-us) [Gr. σίαλον spittle + γεννᾶν to produce]. Producing salivation.

sialogogic (si-al-o-goj'ik). Sialogogue.

sialogogue (si-al'o-gog) [Gr. σίαλον spittle + ἀγωγός leading]. 1. Producing a flow of saliva. 2. A

medicine which promotes a flow of saliva; the principal sialogogues are mercury, jaborandi, pilocarpin, potassium iodid, and lobelia.

sialolith (si-al'o-lith) [Gr. *σίαλον* saliva + *λίθος* stone]. A salivary calculus.

sialolithiasis (si"al-o-lith-i'as-is) [Gr. *σίαλον* saliva + *λίθίασις* formation of a stone]. The formation of salivary calculi or the condition characterized by it.

sialology (si-al-ol'o-je) [Gr. *σίαλον* saliva + *λόγος* treatise]. The study of the saliva.

sialorrhea, sialorrhœa (si"al-or-e'ah) [Gr. *σίαλον* spittle + *ῥοία* flow]. Same as *salivation*. **s. pancreat'ica,** the spitting of fluid resembling saliva or pancreatic juice, sometimes seen in disease of the pancreas.

sialoschesis (si-al-os'kes-is) [Gr. *σίαλον* saliva + *σχέσις* suppression]. Suppression of the salivary secretion.

sialosemeiology (si"al-o-se-mi-ol'o-je) [Gr. *σίαλον* saliva + *semeiology*]. Diagnosis by means of a chemic examination of the saliva and the pharyngeal secretion.

sialosis (si-al-o'sis) [Gr. *σίαλον* saliva]. The flow of saliva.

sialostenosis (si"al-o-ste-no'sis) [Gr. *σίαλον* saliva + *στενός* narrow]. Stenosis, or narrowing, of a salivary duct.

sialosyrinx (si"al-o-si'rinks) [Gr. *σίαλον* saliva + *σῦριγξ* pipe]. 1. A salivary fistula. 2. A syringe for washing out the salivary ducts, or a drainage-tube for the salivary ducts.

sialotic (si-al-ot'ik). Pertaining to or marked by the flow of saliva.

sialozemia (si"al-o-ze'me-ah) [Gr. *σίαλον* saliva + *ζημία* loss]. The involuntary flow of saliva.

sib (sib) [Anglo-Saxon *sib* kin]. Related by blood; a blood relation.

sibbens (sib'enz). A disease formerly prevalent in Scotland, somewhat resembling yaws and syphilis.

sibilant (sib'il-ant) [L. *sib'ilans* hissing]. Of a shrill, hissing or whistling character.

sibilus (sib'il-us) [L.]. A whistling or sibilant râle.

sibling (sib'ling). One of two or more offspring of the same parents.

sibo (se'bo). Pirquet's term for a cow's milk nutriment having the same value as human milk (lac *si*mplex *bo*vinum.

sibred (sib'red). Relationship; kindred.

sibship (sib'ship). Relationship by blood; blood relationship.

Sibson's furrow (sib'sunz) [Francis *Sibson*, English physician, 1814–1876]. See under *furrow*.

siccative (sik'at-iv) [L. *sic'cus* dry]. Drying: removing moisture from surrounding objects.

sicchasia (sik-ka'ze-ah) [Gr. *σικχασία*]. Nausea.

sicco (sik'o). A proprietary iron-protein preparation in powder form.

siccolabile (sik-o-lab'il). Altered or destroyed by drying.

siccoles (sik'olz). Preparations in a dried form of bad-tasting liquids, as castor oil.

siccostabile (sik-o-sta'bil). Not altered by drying.

siccus (sik'us). Latin for *dry*.

sick (sik). 1. Not well; not in good health. 2. Affected with nausea. 3. Menstruating.

sick-headache. Migraine.

sickle-cell anemia. See under *anemia*.

sickness (sik'nes). The condition of being ill; ill health. **aërial s.** Same as *aviators' disease*. See *disease*. **African s.** See *Congo trypanosomiasis*, under *trypanosomiasis*. **altitude s.** See *mountain s.* **aviation s.** See *aviators' disease*, under *disease*. **balloon s.,** a condition similar to mountain sickness occurring in aëronauts. **black s.,** kala-azar. **car s.,** nausea and malaise from railway travel. **falling-s.,** epilepsy. **gall s.** See *galziekte*. **Gambian horse s.,** a fatal infection of horses and cattle throughout central Africa caused by *Trypanosoma congolense*. **grass s.,** a disorder occurring in western Australia, Queensland, and parts of Brazil, marked by vomiting after meals, and by some attributed to a spirochete in the stomach. Called also *gastric spirochetosis* and *Belyando sprew*. **green s.,** chlorosis. **laughing s.,** pseudobulbar paralysis. **milk-s.** See *trembles*. **Monday-morning s.,** a condition sometimes seen in horses after having remained idle for a few days. It is marked by sweating, lameness, pain in the legs, and nervous excitement. **monthly s.,** menstruation. **morning s.,** the nausea of early pregnancy. **mountain s.,** nausea and dyspnea occurring at great elevations. It is caused by the lessened oxygenation of the body due to the rarefaction of the air breathed. **protein s.,** symptoms, such as eruptions, fever, edema, and pain in the joints, following the injection of foreign proteins into the body. **radiation s.** See *x-ray s.* **sea-s.,** nausea and malaise caused by the motion of a ship. **serum-s.,** a form of anaphylactic or allergic reaction following the injection of foreign serum and marked by urticarial rashes, edema, adenitis, joint pains, high fever, and prostration. Called also *serum disease*. **sleeping-s.** 1. See *Congo trypanosomiasis*, under *trypanosomiasis* 2. Lethargic encephalitis. See *encephalitis*. **spotted s.,** pinta. **sweating-s.** See *miliary fever*, under *fever*. **talking s.,** epidemic encephalitis marked by extreme excitement, muscular twitching, and talkativeness. **tin-s.,** a form of poisoning caused by a continued diet of canned food. **trolley s.,** a peculiar sickness said to be caused by riding in electric cars. **vomiting s.,** an extremely fatal disease of Jamaica due to eating damaged ackus, the fruit of *Blighia sapida*. **x-ray s.,** a feeling of sickness and acute general symptoms which sometimes follow the application of massive doses of short wave Roentgen and radium rays. It is attributed by some to breathing the ozone and nitrogen pentoxid produced by the high-tension current of the *x*-ray machine. Called also *radiation sickness, roentgencater*.

Sida asiat'ica (si'dah). A plant called iàm takuri in India, where it is used in the treatment of sores. **S. rhomboi'dea,** a mucilaginous plant used in India for dysentery.

side (sīd). The portion of the surface of the body between the dorsal and ventral aspects; the lateral aspect.

sidebone (sīd'bōn). A condition of horses marked by hardness of the lateral cartilages above the heels from deposit of lime salts. The condition results in lameness.

side-chain theory. See *Ehrlich's side-chain theory*, under *theory*.

sideration (sid-er-a'shun) [L. *sidera'ri* to be blasted by a constellation]. 1. Sudden destruction of vital forces. 2. Therapeutic application of electric sparks.

siderism (sid'er-izm) [Gr. *σίδηρος* iron]. Same as *metallotherapy*.

siderodromophobia (sid"er-o-dro-mo-fo'be-ah) [Gr. *σίδηρος* iron + *δρόμος* way + *φόβος* fear]. Morbid dread of railway travel.

siderogenous (sid-er-oj'en-us) [Gr. *σίδηρος* iron + *γεν-* to produce]. Producing or forming iron.

siderol (sid'er-ol). A proprietary preparation of beef essence, iron, and phosphorus: used in anemia, general debility rickets, etc.

siderophil, siderophile (sid'er-o-fil). 1. Same as *siderophilous*. 2. A siderophilous tissue or structure.

siderophilous (sid-er-of'il-us) [Gr. *σίδηρος* iron + *φιλεῖν* to love]. Having a tendency to absorb iron.

siderophobia (sid"er-o-fo'be-ah). Same as *siderodromophobia*.

siderophone (sid'er-o-fōn) [Gr. *σίδηρος* iron + *φονή* voice]. An instrument for detecting, by a telephone-like arrangement, the presence of iron splinters in the eyeball.

sideroscope (sid'er-o-skōp) [Gr. *σίδηρος* iron + *σκοπεῖν* to see]. A magnet or other appliance for determining the presence of metallic iron as a foreign body in the eye.

siderosis (sid-er-o'sis) [Gr *σίδηρος* iron]. 1 Pneumoconiosis due to the inhalation of iron particles 2. Excess of iron in the blood. **s. bul'bi**, the deposit of an iron pigment within the eye. **hematogenous s.**, pigmentation with an iron compound derived from the blood. **hepatic s.**, the deposit of an abnormal quantity of iron in the liver: called also *iron-liver*. **urinary s.**, presence of hemosiderin granules in the urine. **xenogenous s.**, pigmentation with an iron oxid derived from a foreign body.

siderous (sid'er-us) [Gr. *σίδηρος* iron]. Containing iron.

sidonal (sid'on-al). Piperazin quinate, a white powder, soluble in water. It is a uric-acid solvent. Dose, 15–30 gr (1–2 gm.). **new s.**, quinic acid anhydrid used like sidonal.

Siebold's operation (ze'bolts) [Gaspard von *Siebold*, German surgeon, 1736–1807]. Hebotomy.

Siegle's otoscope (ze'glez) [Emil *Siegle*, French aurist in Stuttgart, 1833–1900]. See *otoscope*.

Sierra salvia, Serra salvia (se-er'ah sal've-ah, ser'ah sal've-ah). The plant *Artemis'ia fri'gida*, or mountain sage: antiperiodic.

sieve (siv). A network of wire, hair, or silk placed in a frame and used for sifting.

Sig., sig. Abbreviation for L. *signe'tur*, let it be labeled

sigaultian operation (se-go'she-an) [Jean René *Sigault*, French surgeon of the eighteenth century]. See *operation*.

sigh (sī) [L. *suspir'ium*]. An audible and prolonged inspiration, followed by a shortened expiration.

sight (sīt) 1. The act or faculty of vision. 2. A thing seen. **day-s.**, nyctalopia, or night-blindness. **far-s., long-s.**, hypermetropia. **near-s., short s.** Same as *myopia*. **night-s.**, hemeralopia, or day-blindness. **old s.** Same as *presbyopia*. **short-s.**, myopia.

sigillative (sig'il-a-tiv) [L. *sigil'la* mark]. Tending to cicatrization.

sigma r. See under *reaction*.

sigmatism (sig'mat-izm) [Gr. *σίγμα* letter s]. The incorrect or difficult or too frequent use of the *s*-sound.

sigmoid (sig'moid) [L. *sigmoi'des*; Gr. *σιγμοειδής*]. Shaped like the letter S, or like the Greek sigma (Σ or C).

sigmoidectomy (sig-moi-dek'to-me). Excision of a portion of the sigmoid flexure of the colon.

sigmoiditis (sig-moid-i'tis). Inflammation of the sigmoid flexure.

sigmoidopexy (sig-moi'do-peks-e) [*sigmoid* + Gr. *πῆξις* fixation]. The operation for rectal prolapse, done by making an incision in the lower abdomen, and pulling the sigmoid until the prolapse disappears, and then stitching the sigmoid to the abdominal wound.

sigmoidoproctostomy (sig-moid"o-prok-tos'to-me) [*sigmoid* + *proctostomy*]. The creation of an artificial opening at the junction of the sigmoid flexure and the rectum.

sigmoidorectostomy (sig-moi"do-rek-tos'to-me) Same as *sigmoidoproctostomy*.

sigmoidoscope (sig-moid'o-skōp) [*sigmoid* + Gr. *σκοπεῖν* to view]. A speculum for examining the sigmoid flexure.

sigmoidoscopy (sig-moid-os'ko-pe). Inspection of the sigmoid flexure by the aid of a long speculum (sigmoidoscope).

sigmoidostomy (sig-moid-os'to-me) [*sigmoid* + Gr. *στόμα* mouth]. The formation of an artificial anus in the sigmoid flexure.

Sigmund's glands (zēg'moonds) [Karl Ludwig *Sigmund*, Austrian physician, 1810–1883]. See under *gland*.

sigmuth (sig'muth). Trade name for tartrobismuthate of sodium and potassium in sulphur water.

sign (sīn) [L. *sig'num*]. Any objective evidence of a disease. **Aaron's s.**, a sensation of pain or distress in the epigastric or precordial region on pressure over McBurney's point in appendicitis. **Abadie's s.** 1. Spasm of the levator palpebræ superioris muscle; a sign of exophthalmic goiter. 2. Insensibility of the Achilles tendon to pressure; seen in locomotor ataxia. **Abrahams's s.**, a sound between dull and flat obtained on percussion over the acromion process in early tuberculosis of the apex of the lung. **accessory s., assident s.**, any non-pathognomonic sign of disease. **Ahlfeld's s.**, irregular tetanic spasms of portions of the uterus after the third month of gestation. **Allis's s.**, relaxation of the fascia between the crest of the ilium and the greater trochanter. a sign of fracture of the neck of the femur. **Andral's s.** Same as *Andral's decubitus*. See *decubitus*. **Angelescu's s.**, a sign of tuberculosis of the vertebræ, consisting in inability to bend the spine while lying on the back so as to rest on the head and heels alone. **antecedent s.**, any precursory indication of an attack of disease. **anterior tibial s.**, involuntary extension of the tibialis anticus muscle when the thigh is forcibly flexed on the abdomen seen in spastic paraplegia. **anticus s.** See *Piotrowski's s.* **Argyll-Robertson pupil s.** See *pupil*. **Arnoux's s.**, a sign of twin pregnancy, consisting of a peculiar rhythm in the fetal heart-beat produced by the action of the two hearts and resembling the sound of the hoofs of a pair of trotting horses **Arroyo's s.**, asthenocoria **assident s.** Same as *accessory s* **Auenbrugger's s.**, a bulging of the epigastrium, due to extensive pericardial effusion. **Aufrecht's s.**, a feeble breathing sound heard just above the jugular fossa· it points to a tracheal stenosis **Babès's s.**, tenderness over the splenic artery together with muscular rigidity, indicative of aneurysm of the abdominal aorta **Babinski's s's.** 1. Loss or lessening of the Achilles tendon reflex in sciatica· this distinguishes it from hysteric sciatica. 2. Same as *Babinski's reflex*. See *reflex*. 3. The patient lies on his back with arms folded and alternately flexes and extends the trunk on the thigh. The toes gradually separate from each other in lesions of the pyramidal tract and in hysteric paralysis 4 In hemiplegia the contraction of the platysma muscle in the healthy side is more vigorous than on the affected side, as seen in opening the mouth, whistling, blowing, etc. 5. The patient lies on the floor, with arms crossed upon his chest, and then makes an effort to rise to the sitting posture. On the paralyzed side the thigh is flexed upon the pelvis and the heel is lifted from the ground, while on the healthy side the limb does not move. This phenomenon is repeated when the patient resumes the lying posture. It is seen in organic hemiplegia, but not in hysteric hemiplegia. Called also *combined flexion phenomenon*. 6. When the paralyzed forearm is placed in supination it turns over to pronation; seen in organic paralysis. Called also *pronation sign*. **Baccelli's s.**, aphonic pectoriloquy: a sign of pleural effusion. **Baillarger's s.**, inequality of the pupils in paralytic dementia. **Bal-**

lance's s., resonance of right flank when patient lies on his left side. seen in splenic rupture. **Ballet's s.**, ophthalmoplegia externa, with loss of all voluntary eye movements, the pupil movements and automatic eye movements persisting: seen in exophthalmic goiter and hysteria. **Bamberger's s.** 1. Allochiria. 2. Presence of signs of consolidation at the angle of the scapula, which disappear when the patient leans forward· sign of pericardial effusion. **Bárány's s.** See *Bárány's symptom*, under *symptom*. **Bard's s.**, in organic nystagmus the oscillations of the eye increase as the patient's attention follows the finger moved alternately from one side to the other; but in congenital nystagmus the oscillations disappear in like condition. **Barre's pyramidal s.**, the patient lies face down and the legs are flexed at the knee; he is unable to hold the legs in this vertical position if there is disease of the pyramidal tracts. **Baruch's s.**, resistance of the temperature in the rectum to a bath of 75° F. for fifteen minutes; a sign of typhoid fever. **Bassler's s.**, in chronic appendicitis, a sharp pain is caused by pinching the appendix between the thumb and the iliacus muscle. The procedure is carried out by pressing the tip of the thumb into the abdominal wall midway between the umbilicus and the anterior superior spine of the ilium and then pressing to the right. **Bastedo's s.**, the production of pain and tenderness in the right iliac fossa (at McBurney's point) on inflation of the colon with air by means of a rectal tube seen in latent or chronic appendicitis. **Battle's s.**, discoloration in the line of the posterior auricular artery, the ecchymosis first appearing near the tip of the mastoid process: seen in fracture of the base of the skull. **Beaumés's s.**, sternalgia; retrosternal pain as an indication of angina pectoris. **Beccaria's s.**, a painful sense of pulsation in the occiput in pregnancy. **Bechterew's s.**, in tabes dorsalis, anesthesia of the popliteal space. **Becker's s.**, increase of pulsation in the retinal arteries in exophthalmic goiter **Beevor's s.**, a sign of functional paralysis consisting in inability of the patient to inhibit the antagonistic muscles. **Béhier-Hardy s.**, aphonia in the early stages of pulmonary gangrene. **Berger's s.**, an irregular-shaped or elliptic pupil in the early stages of tabes dorsalis, paralytic dementia, and certain paralyses **Bernhardt's s.**, perverted and painful sensations on the outer and anterior surfaces of the thigh, experienced in displacement of the external cutaneous nerve. **Bezold's s.**, an inflammatory swelling below the apex of the mastoid process; an evidence of mastoiditis. **Bieg's entotic s.**, when sounds are heard by the patient only when spoken through an ear-trumpet, joined by a catheter to the eustachian tube, disease of the malleus or incus is indicated. **Biermer's s.** Same as *Gerhardt's s.* **Biernacki's s.**, analgesia of the ulnar nerve in paretic dementia and tabes dorsalis. **Binda's s.**, a sudden movement of the shoulder when the head is passively and sharply turned toward the other side; an early sign of tuberculous meningitis. **Bird's s.**, a definite zone of dulness with absence of the respiratory sounds in hydatid disease of the lung. **Blécard's s.**, a sign of the maturity of the fetus consisting of a center of ossification in the lower epiphysis of the femur. **Blumberg's s.**, short acute pain felt by the patient when the examiner's hand is pressed over McBurney's point and lifted up suddenly; it occurs in all forms of peritoneal inflammation. **Boas's s.**, lactic acid in the gastric juice in certain cases of cancer of the stomach. **Bolognini's s.**, a sensation of friction observed on alternate pressure with the fingers of both hands on the right and left sides of the belly· an early indication of measles. **Bonnet's s.**, pain on thigh adduction in sciatica. **Bordier-Fränkel s.**, an outward and upward rolling of the eye in peripheral facial paralysis. **Borsieri's s.**, when the finger-nail is drawn along the skin in early stages of scarlet fever, a white line is left which quickly turns red. **Boston's s.**, in exophthalmic goiter, when the eyeball is turned downward there is arrest of descent of the lid, spasm, and continued descent. **Bouchard's s.**, a few drops of Fehling's solution are added to the urine and the mixture is shaken; if pus from the kidney is present, fine bubbles will form which push to the surface the coagulum formed by heating. **Boutillau's s.**, a peculiar tinkling at the right side of the apex-beat in hypertrophy of the heart. **Bouveret's s.**, distention of the cecum and right iliac fossa in obstruction of the large intestine. **Bozzolo's s.**, a visible pulsation of the arteries within the nostrils: said to indicate aneurysm of the thoracic aorta. **Brauch-Romberg s.** See *Romberg's s.* **Braun-Fernwald s.** (*of pregnancy*), a symmetric enlargement of the uterus, one side being greater than the other, with a longitudinal line or furrow separating the two. **Braxton-Hicks s.** Same as *Hicks' s.* **Brenner's s.**, a metallic rub over the twelfth left rib behind when the patient sits up. It is seen in perforation of the stomach and is caused by bubbles of air collecting between the stomach and the diaphragm. **Brissaud-Marie s.**, hysteric glossolabial hemispasm. **Broadbent's s.**, a retraction seen on the back, near the eleventh and twelfth ribs, on the left side, due to pericardial adhesion. **Brodie's s's.** 1. A black spot on the glans penis: a sign of urinary extravasation into the spongiosum. 2. Same as *Brodie's pain*, see under *pain*. **Brown-Séquard's s.** Same as *Brown-Séquard's paralysis*. See under *paralysis*. **Brown's dipping crackle s.**, a fine crackling sound heard on placing the stethoscope over the right iliac fossa and dipping suddenly with it: heard in intestinal perforation in typhoid fever. **Brown's gravitation s.**, the area of tenderness in the lower abdomen is marked out. The patient is then turned on the unaffected side. If, in from fifteen to thirty minutes, the tenderness has moved one or two inches, or if the tenderness and rigidity should become marked, immediate operation is indicated. **Brudzinski's s.** 1. In meningitis, when the neck of the patient is bent, flexure movements of the ankle, knee, and hip are produced. 2. In meningitis, when passive flexion of the lower limb on one side is made, a similar movement will be seen in the opposite limb: called also *contralateral reflex*. **Bruns's s.**, intermittent headache, vertigo, vomiting, etc., on suddenly moving the head in cysticercus disease of the fourth ventricle. **Bryson's s.**, lessened power of expansion of the thorax, sometimes noticed in exophthalmic goiter. **Burger's s.** Same as *Garel's s.* **Burghart's s.** See under *symptom*. **Burton's s.**, a blue line at the junction of the teeth with the gums in chronic lead-poisoning **Cantelli's s.**, dissociation between the movements of the head and eyes: as the head is raised the eyes are lowered, and vice versa Called also *doll's eye s.* **Cardarelli's s.**, sidewise movements of the trachea in aortic aneurysm. **cardiac s.**, a sign of cancer, consisting of marked diminution in the area of cardiac dulness when the patient is in the recumbent position. Called also *Gordon's s.* **cardiorespiratory s.**, a change in the normal pulse-respiration ratio from 4 : 1 to 2 : 1; seen in infantile scurvy. **Castellino's s.** See *Cardarelli's s.* **Chaddock's s.**, extension of the toes on irritating the skin in the external malleolar region: seen in lesions of the corticospinal reflex paths. Called also *external malleolar s.* **Charcot's s's.** 1. The raising of the eyebrow in peripheral facial paralysis, and the lowering of the same part in facial contraction. 2. Intermittent limping in arteriosclerosis of the legs and feet. **Charcot-Vigouroux s.** See *Vigouroux's s.* **Chase's s.**, pain in the cecal region, felt when the examiner's hand is passed quickly and deeply along the transverse colon from left to right, the descending colon being closed by pressing deeply with the other hand.

Chaussier's s., pain in the epigastrium preceding eclampsia. **Cheyne-Stokes s.** See under *respiration*. **Chvostek's s.**, a sudden spasm on tapping one side of the face: seen in postoperative tetany. **Clark's s.**, obliteration of hepatic dulness, due to tympanitic distention of the abdomen. **Claybrook's s.**, a sign of rupture of the abdominal viscera, consisting in the transmission of the sounds of the heart-beat and of respiration so that they can be heard over the abdomen, the transmission of the sounds being due to the presence of fluid, exudate, or blood. **Cleeman's s.**, creasing of the skin just above the patella, indicative of fracture of the femur with overriding of fragments. **Cloquet's needle-s.**, a clean needle is plunged into the biceps muscle; if life be not extinct, it soon oxidizes. **cogwheel s.** See *cogwheel phenomenon*, under *phenomenon*. **coin s.** Same as *coin test*. See under *tests*. **Cole's s.**, deformity of the duodenal contour as seen in the roentgenogram, a sign of the presence of duodenal ulcer. **combined plantar s.**, the simultaneous disappearance of the cortical plantar reflex and the spinal plantar reflex: seen in hysteria. **Comby's s.**, whitish patches on the buccal mucosa and the gums: an early sign of measles. **commemorative s.**, any sign of a previous disease. **contralateral s.** See *Brudzinski's s.* (2d def.). **Coopernail's s.**, ecchymosis on the perineum and scrotum or labia: a sign of fracture of the pelvis. **Corrigan's s.** 1. A purple line at the junction of the teeth with the gum in chronic copper-poisoning. 2. A peculiar expanding pulsation indicative of aneurysm of the abdominal aorta. See also *Corrigan's pulse*, under *pulse*. **coughing s.** See *Huntington's s.* **Courvoisier's s.**, a much-distended gall-bladder from obstruction of the common duct indicates tumor rather than calculus. **Crichton-Browne's s.**, tremor of the outer angles of the eyes and of the labial commissures in the earlier stages of paretic dementia. **Cullen's s.**, discoloration of the skin about the umbilicus, regarded as a sign of ruptured extrauterine pregnancy. **Dalrymple's s.**, abnormal wideness of the palpebral opening in exophthalmic goiter. **Damoisseau's s.** Same as *Ellis's line*, under *line*. **Dance's s.**, depression in the right iliac region in intussusception. **Davidsohn's s.**, the reflection of light through the pupil in transillumination; seen in health. **Davis's s.**, an empty state and a yellowish or pale tint of the pulseless arteries; a sign of death. **Dawbarn's s.**, in acute subacromial bursitis, when the arm hangs by the side palpation over the bursa causes pain, but when the arm is abducted this pain disappears. **de la Camp's s.**, relative dulness over and to both sides of the fifth and sixth vertebræ in tuberculosis of the bronchial lymph-nodes. **Delbet's s.**, in aneurysm of the main artery of a limb, if the nutrition of the part distal to the aneurysm is maintained, although the pulse may have disappeared, the collateral circulation is efficient. **Delmege's s.**, deltoid flattening, an early sign of phthisis. **Demarquay's s.**, fixation or lowering of the larynx during phonation and deglutition; a sign of syphilis of the trachea. **de Mussy's s.**, the presence in the left hypochondriac region of a spot intensely painful on pressure: an indication of diaphragmatic pleurisy. **Desault's s.**, a sign of intracapsular fracture of the femur, consisting of alteration of the arc described by rotation of the great trochanter, which normally describes the segment of a circle, but in this fracture rotates only as the apex of the femur as it rotates about its own axis. **D'Espine's s.** (1889). 1. In the normal person, on auscultation over the spinous processes, pectoriloquy ceases at the bifurcation of the trachea, and in infants opposite the seventh cervical vertebra. If pectoriloquy is heard lower than this it indicates enlargement of the bronchial lymph-nodes. 2. In pulmonary tuberculosis the bronchophony over the spinous processes is heard at a lower level than in health. **Dewees's s.**, expectoration of tough whitish mucus by a pregnant woman. **Dixon Mann's s.** See *Mann's s.* **doll's eye s.** See *Cantelli's s.* and *Widowitz's s.* **Dorendorf's s.**, fulness of the supraclavicular groove on one side in aneurysm of the aortic arch. **Douglas's s.** See *Douglas's cry*, under *cry*. **Drummond's s.**, a whiff heard at the open mouth during respiration in cases of aortic aneurysm. **Duchenne's s.**, the sinking in of the epigastrium on inspiration in paralysis of the diaphragm or in certain cases of hydropericardium. **Duckworth's s.**, seemingly complete stoppage of respiration several hours before stoppage of the heart-beat; seen in conditions of intracranial pressure. **duct s.**, a red spot seen at the orifice of Steno's duct in mumps. **Duga's s.**, inability to place the hand on the shoulder of the other side while the elbow rests on the chest; seen in shoulder dislocation. **Duncan-Bird s.** Same as *Bird's s.* **Dupuytren's s.** 1. A crackling sensation on pressure over a sarcomatous bone. 2. In congenital dislocation of the head of the femur there is a free up-and-down movement of the head of the bone. **Duroziez's s.** Same as *Duroziez's murmur* (q. v. under *murmur*) **echo-s.**, the repetition of the last word or clause of a sentence; seen in certain brain diseases. **Elliot's s.**, induration of the edge of a syphilitic skin lesion. **Ellis's s.**, the peculiar curved line of dulness discoverable during resorption of a pleuritic exudate. **Erb's s.** 1. Increased electric irritability of motor nerves in cases of tetany. 2. Dulness in percussion over the manubrium of the sternum in acromegalia. **Erb-Westphal s.**, loss of the patellar tendon reflex seen in tabes dorsalis and in some other spinal or cerebral diseases. **Erichsen's s.**, when the iliac bones are sharply pressed toward each other pain is felt in sacro-iliac disease, but not in hip disease. **Erni's s.**, the cavernous tympany developed over an apical cavity that has previously been filled with fluid. Sometimes gently rapping over such a filled cavity with a hard instrument will excite coughing, which will expel the secretion, and thus the cavernous signs are developed. **Eustace Smith's s.** Same as *Smith's s.* **Ewart's s.**, undue prominence of the upper border of the first rib in certain cases of pericardial effusion. **Ewing's s.**, percussion dulness at the inner side of the angle of the left scapula, indicating an accumulation of fluid in the pericardium behind the heart. **external malleolar s.** See *Chaddock's s.* **extinction s.**, extinction of the eruption over an area about the size of the palm when normal human serum is injected intracutaneously; characteristic of the eruption of scarlet fever. **fabere s.** See *Patrick's test*, under *tests*. **Faget's s.** (1860), a fall in the pulse-rate while the fever remains high or rises; seen in yellow fever. **Fajerstajn's crossed sciatic s.**, in sciatica, when the leg is flexed, the hip can also be flexed, but not if the leg be held straight; flexing sound thigh with leg straight causes pain on affected side. **fan s.**, spreading of the toes apart following the stroking of the sole of the foot with a dull needle. It forms part of the Babinski reflex. **Federici's s.**, on auscultating the abdomen the heart-sounds can be heard in cases of intestinal perforation with gas in the peritoneal cavity. **Filipovitch's s.**, the yellow discoloration of prominent parts of the palms and soles in typhoid fever. **Fischer's s.**, on auscultation over the manubrium with the patient's head bent backward there is sometimes heard, in tuberculosis of the bronchial glands, a murmur due to pressure of the glands on the innominate veins. **Fisher's s.**, a presystolic murmur in certain cases of adherent pericardium. **Flint's s.**, Flint's murmur. See under *murmur*. **Flora's s.**, a sign of neurasthenia consisting in defective tetanic response to prolonged faradic stimulation of the muscles alleged to be affected. **flush-tank s.**, the passage of a large amount of urine and the coincident temporary disappearance of a lumbar swelling: a

sign of hydronephrosis. **Forchheimer's s.**, the presence of a reddish eruption on the soft palate in measles. **formication s.** See *Tinel's s.* **Fournier's s.**, the sharp delimitation characteristic of a syphilitic skin lesion. **Francke's s.**, deep tenderness over the apex of the lung behind. **Fränkel's s.**, diminished tonicity of the hip-joint muscles in tabes dorsalis. **Frédéricq's s.**, the presence of a red line on the gums in pulmonary tuberculosis. **Friedreich's s.**, diastolic collapse of the cervical veins due to adherent pericardium. **Fürbringer's s.**, in cases of subphrenic abscess the respiratory movements will be transmitted to a needle inserted into the abscess, which is thus distinguished from abscess above the diaphragm. **Gangolphe's s.**, a serosanguineous abdominal effusion in strangulated hernia. **Garel's s.**, absence of light perception on the affected side of the antrum of Highmore on electric transillumination; seen in diseases of the antrum of Highmore. **Gerhardt's s.** 1. The absence of laryngeal movements in dyspnea due to aneurysm of the aorta. 2. Change of percussion sound on change of the patient's position; seen in pneumothorax and in pulmonary tuberculosis. **Gifford's s.**, inability to evert the upper lid; seen in exophthalmic goiter. **Gilbert's s.**, opsiuria indicative of hepatic cirrhosis. **Glasgow's s.**, a systolic sound in the brachial artery in latent aneurysm of the aorta. **Goggia's s.**, in health, the fibrillary contraction produced by striking and then pinching the brachial biceps extends throughout the whole muscle in debilitating disease, such as typhoid fever, the contraction is local. **Golden's s.**, paleness of the cervix uteri: regarded as a sign of tubal pregnancy. **Golonbov's s.**, tenderness on percussion over the tibia in chlorosis. **Gordon's s.** 1. Same as *Souque's phenomenon*. 2. See *cardiac s.* **Gould's bowed-head s.**, the bowing of the head in walking to see the ground in any destructive disease of the peripheral portion of the retina: this act brings the image upon the functioning part of the retina. **Gowers's s.**, abrupt intermittent oscillation of the iris under the influence of light: seen in certain stages of tabes dorsalis. **Graefe's s.**, failure of the eyeball to move downward promptly and evenly with the upper lid in looking downward, instead it moves tardily and jerkingly; seen in exophthalmic goiter. **Grancher's s.**, equality of pitch between expiratory and inspiratory murmurs; a sign of obstruction to expiration. **Grasset's s.** See *Grasset's phenomenon*, under *phenomenon*. **Greene's s.**, outward displacement of the free cardiac border by the expiratory movement in pleuritic effusion. It is detected by percussion. **Griesinger's s.**, edematous swelling behind the mastoid process; seen in thrombosis of the transverse sinus. **Grisolle's s.**, if, on stretching an affected portion of the skin, the papule becomes impalpable to the touch, the eruption is caused by measles, if, on the contrary, the papule can still be felt, the eruption is one of smallpox. **Grocco's s.** 1. A sign of pleural effusion consisting in the presence of a triangular area of dulness (*Grocco's triangle*) on the back, on the side opposite to that on which the effusion is present. Called also *Grocco's triangle* and *Grocco's triangular dulness*. 2. Acute dilatation of the heart produced by muscular effort in the early stages of exophthalmic goiter. 3. Extension of the liver dulness to the left of the midspinal line, indicating enlargement of the organ. **Grossman's s.**, dilatation of the heart as a sign of early pulmonary tuberculosis. **Gubler's s.**, a swelling on the wrist in lead-poisoning. **Günzberg's s.**, a resonant area between the gall-bladder and the pylorus with localized borborygmi; seen in duodenal ulcer. **Guttmann's s.**, a humming sound heard over the thyroid in exophthalmic goiter. **Guye's s.**, aprosexia in children with adenoids. **Guyon's s.**, the ballottement and palpation of a floating kidney. **Hahn's s.**, persistent rotation of the head from side to side in cerebellar disease of childhood. **Hall's s.**, a tracheal diastolic shock sometimes felt in aneurysm of the aorta. **Haudek's s.**, a diverticular projecting shadow in radiographs of penetrating gastric ulcer, due to settlement of bismuth in pathological niches of the stomach wall; not possible in flat ulcer (1910). Called also *Haudek's niche*. **Heberden's s's**, nodes on the sides of the distal phalanges of the fingers, commonly ascribed to gout. **Hegar's s.**, softening of the lower segment of the uterus: an indication of pregnancy. **Heilbronner's s.**, Heilbronner's thigh. See *thigh*. **Heim-Kreysig s.**, a depression of the intercostal spaces occurring along with the cardiac systole in adherent pericarditis. **Hellat's s.**, in mastoid suppuration a tuning-fork placed on the diseased area is heard for a shorter time than when placed on any other part. **Hennebert's s.**, in the labyrinthitis of congenital syphilis, compression of the air in the external auditory canal produces a rotary nystagmus to the diseased side; rarefaction of the air in the canal produces a nystagmus to the opposite side. Called also *pneumatic sign* or *test*. **Hernig-Lommel s.**, respiratory arhythmia. See *arhythmia*. **Hertzel's s.**, if in the normal person the circulation of both legs and one arm is entirely stopped by pneumatic pressure, the blood-pressure in the other arm rises about 5 mm Hg. In arteriosclerosis, however, there is a rise as high as 60 mm. Hg. **Heryng's s.**, an infra-orbital shadow produced by pus in the maxillary antrum and observable by electric illumination of the buccal cavity. **Hicks's s.**, intermittent contraction of the uterus after the third month of pregnancy; it may also be caused by a uterine tumor. **Hochsinger's s.**, indicanuria in the tuberculosis of childhood. **Hoffmann's s.** 1. Increased mechanic irritability of the sensory nerves in tetany. 2. A sudden nipping of the nail of the index, middle, or ring finger produces flexion of the terminal phalanx of the thumb and of the second and third phalanx of some other finger. Called also *digital reflex*. **Hoover's s.**, in the normal state or in genuine paralysis, if the patient, lying on a couch, is directed to press the leg against the couch, there will be a lifting movement seen in the other leg. This phenomenon is absent in hysteria and malingering. **Hope's s.**, double heart-beat in aortic aneurysm. **Howship-Romberg s.** See *Romberg-Howship s.* **Huchard's s.** 1. When a change from a standing to a recumbent posture is not followed by a diminution of the pulse-rate, it is a sign of arterial hypertension. 2. Paradoxic percussion resonance in pulmonary edema. **Hueter's s.**, the absence of the transmission of osseous vibration in cases of fracture with fibrous material interposed between the fragments. **Huntington's s.**, the patient is recumbent, with his legs hanging over the edge of a table, and is told to cough. If the coughing produces flexion of the thigh and extension of the leg in the paralyzed limb, it indicates lesion in the palliospinal path. **Hutchinson's s's.** 1 Interstitial keratitis and a dull-red discoloration of the cornea in inherited syphilis. 2. See *teeth, Hutchinson's*. 3. Hutchinson's trio. interstitial keratitis, notched teeth, and otitis occurring together in inherited syphilis. **Itard-Cholewa s.**, anesthesia of the tympanic membrane in otosclerosis. **Jaccoud's s.**, prominence of the aorta in the suprasternal notch: an indication of leukemia. **Jackson's s.** 1. Of cardiac failure: a discrepancy between the pulse-rate and that of the heart-beat. 2. Prolongation of the sound of expiration over the part of the lung affected with tuberculosis (Chevalier Jackson). See *asthmatoid wheeze*, under *wheeze*. **Jacquemier's s.**, a violet colored spot on the mucous membrane of the vagina just below the urethral orifice, seen after the fourth week of pregnancy. **Jadelot's s's.** See *Jadelot's line*, under *line*. **Jellinek's s.**, the brownish pigmentation which occurs in many cases of hyperthyroidism. **Joffroy's s.**, absence of facial contraction of exophthalmic goiter when the patient suddenly turns his eye upward. **Johnson's s.**, alterations of color of the vaginal cervix from vio-

let to pink, with alterations of consistence from hard to soft: a sign of early pregnancy. **Jorissenne's s.**, non-acceleration of the pulse on changing from a horizontal to the erect position: a sign of pregnancy. **Josserand's s.**, a loud metallic sound heard over the pulmonic area in acute pericarditis. **Jürgensen's s.**, delicate crepitation of pleural tubercles sometimes heard in auscultation in acute pneumonic phthisis. **Karplus's s.**, a modification of the vocal resonance, in which, on auscultation over a pleural effusion, the vowel *u* spoken by the patient is heard as *a*. **Keen's s.**, increased diameter of the leg at the malleoli in Pott's fracture of the fibula. **Kehr's s.**, severe pain in the left shoulder in some cases of rupture of the spleen. **Kellock's s.**, increase of the vibration of the ribs on sharp percussion with the right hand, the left hand being placed firmly on the thorax under the nipple: a sign of pleural effusion. **Kernig's s's.** 1. In the dorsal decubitus the patient can easily and completely extend the leg; in the sitting posture or when lying with the thigh flexed upon the abdomen the leg cannot be completely extended: it is a sign of meningitis. 2. Hypertonia. **kink s.**, tenderness on a line joining the umbilicus and the center of Poupart's ligament: indicative of ileal kink. **Kocher's s.** See *Kocher's symptom*, under *symptom*. **Koplik's s.**, the appearance of a crop of buccal macules, consisting of small, dark-red spots surrounded by minute white specks; seen in the prodromal stage of measles. **Korányi's s.** Same as *Grocco's s.* **Kreysig's s.** See *Heim-Kreysig s.* **Krisowski's s.**, cicatricial lines which radiate from the mouth in inherited syphilis. **Kussmaul's s.**, overfulness of the jugular veins on inspiration, seen in mediastinopericarditis and mediastinal tumor. **Küster's s.**, a cystic tumor on the median line anterior to the uterus in cases of ovarian dermoids. **Labordes's s.** Same as *Cloquet's needle s.* **Laennec's s.**, the occurrence of rounded, gelatinous masses (Laennec's perles) in the sputum of bronchial asthma. **Landin's s.**, a sign of pregnancy, consisting in a circular elastic area, which offers a sensation of fluctuation to the examining finger, situated in the median line of the anterior surface of the body of the uterus just above the junction of the body and the cervix. This area increases in size as pregnancy advances. **Landolfi's s.**, systolic contraction of the pupil and diastolic dilatation, seen in aortic insufficiency. **Landou's s.**, inability to grasp the uterus bimanually in the presence of slight ascites. **Langoria's s.**, relaxation of the extensor muscles of the thigh: a symptom of intracapsular fracture of the femur. **Larcher's s.**, grayish, cloudy discolorations of the conjunctivæ that are speedily blackened: a sign of death. **Lasègue's s.**, in sciatica, flexion of the thigh upon the hip is painless; and when the knee is bent, such flexion is easily made: this distinguishes the case from hip-joint disease. **Laugier's s.**, a condition in which the styloid process of the radius and of the ulna are on the same level: seen in fracture of the lower part of the radius. **Lebhardt's s.** Same as *Jacquemin's s.* **leg s.** 1. See *Schlesinger's s.* 2. See *Neri's s.* **Legendre's s.**, greater resistance on the unaffected side in the closed eyelid to its being raised by the examiner's finger, in facial hemiplegia. **Leichtenstern's s.**, in cerebrospinal meningitis, tapping lightly any bone of the extremities causes the patient to wince suddenly. **Lennhoff's s.**, a furrow appearing on deep inspiration below the lowest rib and above an echinococcus cyst of the liver. **Lesieur's s.**, impaired resonance over the right lower thorax posteriorly, occurring in typhoid fever. **Lesieur-Privey s.** Same as *albuminoreaction*. **Leudet's s.** Same as *bruit de Leudet*. **Levasseur's s.**, the failure of the scarificator and cupping-glass to draw blood: a sign of death. **Lichtheim's s.**, in subcortical aphasia, although the patient cannot speak, he is able to indicate with his fingers the number of syllables in the word he is thinking of. **ligature s.**, in hematuria, the development of ecchymoses in the distal part of a limb to which a ligature has been applied. **Litten's s.** See *phenomenon, diaphragmatic*. **Livierato's s.**, vasoconstriction when the abdominal sympathetic is irritated by striking the anterior abdomen along the xipho-umbilical line. **Lloyd's s.**, a symptom of renal calculus, consisting of pain in the loin on deep percussion over the kidney, even when pressure causes no pain. **Lombardi's s.**, the appearance of venous varicosities in the region of the spinous processes of the seventh cervical and first three thoracic vertebræ; seen in early pulmonary tuberculosis. Called also *varicose zone of warning*. **Lorens's s.**, ankylotic rigidity of the spinal column, especially of the thoracic and lumbar segments: sometimes seen in incipient phthisis. **Löwy's s.**, marked dilatation of the pupil on the instillation of adrenalin into the conjunctival sac: seen in pancreatic insufficiency. **Lucas's s.**, distention of the abdomen in the early stages of rickets. **Ludloff's s.**, swelling and ecchymosis at the base of Scarpa's triangle together with inability to raise the thigh when in a sitting posture, a sign of traumatic separation of the epiphysis of the great trochanter. **Macewen's s.**, on percussion of the skull behind the junction of the frontal, temporal, and parietal bones, there is a more resonant note than normal in internal hydrocephalus and cerebral abscess. **Magendie-Hertwig s.**, deviation of the eye in which one eye is directed higher than the other. **Magnan's s.**, a sensation as of foreign bodies being under the skin seen in users of cocain. **Magnus's s.**, after death the light ligation of a finger causes no visible change in its distal portion. **Mahler's s.**, a steady increase of pulse-rate without corresponding elevation of temperature. seen in thrombosis. **Maisonneuve's s.**, marked hyperextensibility of the hand: a symptom of Colles' fracture. **Mann's s.**, lessened resistance of the scalp to a constant electric current: seen in certain traumatic neuroses. **Mannaberg's s.**, accentuation of the second sound of the heart in abdominal disease, especially appendicitis. **Mannkopf's s.**, increase in the frequency of the pulse on pressure: not present in simulated pain. **Mannkopf-Rumpf s.** Same as *Mannkopf's s.* **Marañon's s.**, a vasomotor reaction following stimulation of the skin over the throat; seen in exophthalmic goiter. **Marie's s.**, tremor of the body or extremities in exophthalmic goiter. **Marie-Foix s.**, withdrawal of lower leg on transverse pressure of tarsus or forced flexion of toes, even when the leg is incapable of voluntary movement **Masini's s.**, marked dorsal extension of the fingers and toes in mentally unstable children. **Mathieu's s.**, a splashing sound heard on rapid percussion in the region about the umbilicus in complete intestinal obstruction. **Mayo's s.**, relaxation of the muscles controlling the lower jaw, indicative of profound anesthesia **Mayor's s.**, the sound of the fetal heart-beat in pregnancy. **McBurney's s.**, tenderness at a point midway between the umbilicus and the anterior superior spine of the ilium: it is seen in appendicitis. **McClintock's s.**, a pulse-rate exceeding 100 an hour or more after childbirth It points to postpartum hemorrhage. **Meltzer's s.** 1. Loss of the normal second sound, heard on auscultation of the heart after swallowing: symptomatic of occlusion or contraction of the lower part of the esophagus. 2. Pain on active flexion of the hip, with the knee extended, while the examiner presses firmly down over McBurney's point: seen in appendicitis. **Mendel's s.**, an area on the epigastrium about the size of a half dollar, tender to percussion occurring in gastric and duodenal ulcer. **Mendel-Bechterew s.** 1. Bechterew's pupil reflex. 2. Flexion of small toes on percussion with hammer of dorsal surface of cuboid bone: a sign of organic hemiplegia. **Meunier's s.**, daily loss of weight in measles, following the incubative

stage and preceding the eruptive stage. **Meyer's s.**, formication of the hands and feet in the eruptive stage of scarlet fever. **Milian's s.**, in subcutaneous inflammation of the head and face the ears are not involved, but in skin diseases they are. **Mirchamp's s.**, a sign of mumps, when a sapid substance, such as vinegar, is applied to the mucous membrane of the tongue, a painful reflex secretion of saliva in the gland about to be affected. **Möbius's s.**, inability to keep the eyeballs converged in exophthalmic goiter: due to insufficiency of the internal recti muscles. **Monteverde's s.**, failure of any response to the subcutaneous injection of ammonia a sign of death. **Morquio's s.**, the patient lying supine resists all attempts to raise the trunk to a sitting posture until the legs are passively flexed: noticed in epidemic poliomyelitis. **Moskowicz's s.**, a sign of vascular gangrene. On making a circular compression of the base of the limbs by elastic bands, and then, after a few minutes, releasing the pressure, the skin, which has been rendered anemic, will become red. If the limbs are healthy the redness appears with the same intensity and rapidity on each side. On a gangrenous limb there is usually a slower and less extensive hyperemia than on a healthy one. **Müller's s.**, a sign of aortic insufficiency, consisting of pulsation of the uvula and redness of the tonsils and velum palati, occurring synchronously with the action of the heart. **Murphy's s.**, a sign of gall-bladder disease, consisting of inability of the patient to take a deep inspiration when the physician's fingers are hooked up deep beneath the right costal arch, below the hepatic margin. **Musset's s.**, rhythmic jerking movement of the head, seen in cases of aortic aneurysm and aortic insufficiency. **Naunyn's s.**, a sign of cholecystitis, consisting in deep tenderness when, at the end of a full inspiration, the examiner's fingers are thrust upward beneath the costal arch at the outer limit of the right epigastrium. **neck s.** Same as *Brudzinski's s* (1st def). **negro s.**, exaggerated excursion of the eyeball on the side most severely affected by paralysis when the eyeballs are turned up. **Neri's s.**, a sign of organic hemiplegia, consisting in the spontaneous bending of the knee of the affected side as the leg is passively lifted, the patient being in the dorsal position. **niche s.**, Haudek's sign **Nikolsky's s.**, a condition in which the outer layer of the skin is easily rubbed off by slight injury. **Nothnagel's s.**, paralysis of the facial muscles, especially in respect of movements connected with the emotions observed in cases of tumor of the thalamus. **objective s.**, one that can be seen, heard, or felt by the diagnostician. Called also *physical s* **Oliver's s.**, tracheal tugging: a sign of aneurysm of the aorta. **Oliver-Cardarelli s., Olshausen's s.**, when a tumor is found in young unmarried women lying anterior to the uterus it is likely to be a dermoid cyst **Onanoff's s.**, Onanoff's reflex. See *reflex*. **Oppenheim's s.**, contraction of the tibialis anticus, extensor hallucis longus, extensor digitorum communis, and sometimes of the peroneal muscles on stroking the median surface of the leg at the posterior margin of the tibia from above downward: seen in spastic conditions of the lower extremities. **Oppolzer's s.**, in serofibrinous pericarditis palpation shows that the seat of the apex-beat changes with the posture of the patient. **orbicularis s.**, in hemiplegia, inability to close the eye on the paralyzed side without closing the other. **Osler's s.**, small, painful, erythematous swellings in the skin of the hands and feet in malignant endocarditis. **palmoplantar s.** See *Filipovitch's s.* **Parkinson's s.**, an immobile, mask-like expression in paralysis agitans. **Parrot's s's.** 1. Dilatation of the pupil on pinching the skin of the neck: seen in meningitis. 2. Bony nodes on the outer table of the skull of infants with inherited syphilis. **Pastia's s.**, transverse lines, usually two or three, in the fold of the elbow in scarlet fever. They are rose-red at first, but later turn dark red or wine colored. They are visible before the appearance of the rash, remain through the eruptive stage, and continue after desquamation **Paul's s.**, feebleness of the apex-beat, with forcible impulse over the rest of the heart: indicative of pericardial adhesions. **Pende's s.**, development of goose flesh after rubbing the skin. a sign of hypo-adrenia **Perez's s.**, a friction sound heard over the sternum when the patient raises and drops his arms: a sign of mediastinal tumor or of aneurysm of the arch of the aorta. **Pfuhl's s.**, inspiration increases the force of flow in paracentesis in the case of subphrenic abscess, but lessens it in the case of pyopneumothorax. This distinction is lost when the diaphragm is paralyzed. **Pfuhl-Jaffé s.**, in pyopneumothorax the liquid issues from the exploratory puncture or incision with considerable force during inspiration: in true pneumothorax during expiration. **physical s.** Same as *objective s* **Pilcz's s.**, the Westphal-Pilcz phenomenon. **Pinard's s.**, a sharp pain on pressure over the fundus uteri: after the sixth month of pregnancy a sign of breech presentation. **Pins's s.**, a sign seen in pericarditis, consisting of disappearance of the symptoms that simulate pleurisy when the patient is placed in the knee-chest position. **Piotrowski's s.**, percussion of the tibialis muscle produces dorsal flexion and supination of the foot. When this reflex is excessive it indicates organic disease of the central nervous system. Called also *anticus reflex*. **Pitres's s's.** 1. Hyperesthesia of the scrotum and testes in tabes dorsalis. 2. Anterior deviation of the sternum in pleuritic effusion. **plumb-line s.**, the estimation in sternal displacement by a plumb-line in the diagnosis of pleuritic effusion. **pneumatic s.** See *Hennebert's s.* **Pool-Schlesinger s.**, spasm of the extensor muscles of the knee and of the muscles of the calf in tetany. See *Schlesinger's s.* **Porter's s.** Same as *Oliver's s.* **Potain's s.**, extension of percussion dulness in dilatation of the aorta from the manubrium to the third costal cartilage on the right-hand side. **Pottenger's s.** 1. Intercostal muscle rigidity on palpation in pulmonary and pleural inflammatory conditions. 2. Different degrees of resistance on light touch palpation, noted (1) over solid organs when compared with hollow organs; (2) over foci of disease in the lungs and pleura when compared with that over normal organs. **Prat's s.**, muscular rigidity as a sign of gangrene or necrosis in wounds, and as an indication for operation. **Prevel's s.**, acceleration of the heart beat when a reclining subject changes to the upright position **Prevost's s.**, conjugate deviation of the head and eyes, the eyes looking toward the affected hemisphere and away from the palsied extremities: seen in hemiplegia. **pronation s.** See *Babinski's s.* (5th def). **pseudo-Graef's s.**, slow descent of the upper lid on looking down, and quick ascent on looking up seen in conditions other than exophthalmic goiter. **Putnam's s.**, lengthening of the leg in hysteric hip disease. **pyramidal s.** See *Barre's pyramidal s.* **Quant's s.**, a T-shaped depression in the occipital bone, sometimes seen in rickets. **Queckenstedt's s.**, when the veins in the neck are compressed on one or both sides there is a rapid rise in the pressure of the cerebrospinal fluid of healthy persons, and this rise quickly disappears when pressure is taken off the neck. But when there is a block in the vertebral canal the pressure of the cerebrospinal fluid is little or not at all affected by this ma .euver. **Quénu-Muret s.**, in aneurysm, the main artery of the limb is compressed and then a puncture is made at the periphery; if blood flows, the collateral circulation is probably established. **Quincke's s.**, a blanching of the finger-nails at each diastole of the heart; seen in aortic insufficiency. **Quinquaud's s.**, trembling of patient's fingers, felt

when his fingers, spread apart, are placed vertically in the palm of the examiner's hand: said to be a sign of alcoholism. **radialis s.** See *Strümpell's s.* (3d def.). **Ramond's s.**, rigidity of the erector spinæ muscle indicative of pleurisy with effusion. The rigidity relaxes when the effusion becomes purulent. **Rasch's s.**, fluctuation of the liquor amnii obtained as by ballottement in early pregnancy. **Raynaud's s.** Same as *acro-asphyxia*. **Reder's s.**, a tender point on the right side above O'Beirne's sphincter: seen in appendicitis. **Remak's s.**, a double sensation caused by pricking with a needle in tabes dorsalis. **Reusner's s.**, increased volume of the pulse in the uterine arteries, perceptible in Douglas' culdesac in the fourth month of pregnancy and later. **Revilliod's s.**, inability to close the eye on the affected side in paralysis of the superior facial nerve **Richardson's s.**, the application of a tight fillet to the arm as a test of death if life be present, the veins on the distal side of the fillet become more or less distended. **Riess's s.**, on listening over the stomach in some cases of adherent pericardium, the heart-sounds are heard loud and metallic in quality. **Rinman's s.**, the appearance in early pregnancy of cord-like radiations proceeding from the nipple. **Ripault's s.**, external pressure upon the eye during life causes only a temporary change in the normal roundness of the pupil; but after death the change so caused may be permanent. **Risquez's s.**, the presence of blood-pigment loose in the blood: a sign of malaria. **Ritter-Rollet s.**, flexion of the foot on gentle electric stimulation; extension on energetic stimulation. **Riviere's s.**, an area of change in percussion note denoting a band of increased density across the back at the plane of the spinous processes of the fifth, sixth, and seventh dorsal vertebræ. a sign of pulmonary tuberculosis. **Romberg's s.**, swaying of the body when standing with the feet close together and the eyes closed: a sign of locomotor ataxia. Called also the *Brauch-Romberg s.* **Romberg-Howship s.**, the lancinating pains in the leg occurring in incarcerated obturator hernia. **Rommelaere's s.**, an abnormally small proportion of normal phosphates and of sodium chlorid in the urine of the cancerous cachexia. **Rosenbach's s's.** 1. Absence of the abdominal reflex in inflammatory disease of the intestines. 2. Absence of a reflex in pinching the skin of the abdomen on the paralyzed side in hemiplegia. 3. Tremor of the eyelids in exophthalmic goiter. 4. Inability to close the eyes immediately on command: seen in neurasthenia. **Rosenheim's s.**, a friction-sound in the left hypochondrium: a sign of perigastritis. **Rosenthal's s.**, stabbing and burning pain caused by a faradic current applied to the spinal column: a sign of spondylitis. **Roser-Braun s.**, absence of dural pulsation: a sign of cerebral tumor or abscess. **Rossolimo's s.**, Rossolimo's reflex. See *reflex*. **Rotch's s.**, dulness on percussion of the right fifth intercostal space: a sign of pericardial effusion. **Roth's s.**, percussional dulness between the fifth and sixth costal cartilages. It is due to either tricuspid stenosis and dilatation of the right auricle or to a pericardial effusion. **Rothschild's s.** 1. Preternatural flattening and mobility of the sternal angle: seen in phthisis. 2. Rarefaction of the outer third of the eyebrows in thyroid inadequacy. **Roussel's s.**, sharp pain on light percussion on the subclavicular region, between the clavicle and fourth rib: a sign of incipient tuberculosis. **Rovighi's s.**, a fremitus felt on percussion and palpation of a superficial hepatic hydatid. **Rovsing's s.**, pressure on the left side over the point corresponding to McBurney's point will elicit the typical pain at McBurney's point in appendicitis, but not in other abdominal affections. **Rumpel-Leede s.** See *Rumpel-Leede phenomenon*, under *phenomenon*. **Rumpf's s.** 1. Alternating fibrillary and tonic contractions after the cessation of strong faradization: seen in traumatic neuroses. Called also *Rumpf's traumatic reaction*. 2. Quickening of the pulse on pressure over a painful point: seen in neurasthenia. **Rust's s.**, in caries or malignant disease of the cervical vertebræ the patient supports his head with his hands while moving the body. **Saenger's s.**, a light reflex of the pupil that has ceased returns after a short stay in the dark, in cerebral syphilis, but not in tabes dorsalis. **Sanders's s.**, an undulating cardiac impulse, especially at the epigastrium a sign of pericardial adhesion. **Sansom's s's.** 1. Marked increase of the area of dulness in the second and third intercostal spaces, due to pericardial effusion. 2. A rhythmic murmur heard with a stethoscope applied to the lips in aneurysm of the thoracic aorta. **Sarbo's s.**, analgesia of the peroneal nerve: sometimes noticed in locomotor ataxia. **Saunders's s.**, on wide opening of the mouth there takes place in children associated movements of the hand consisting of opening of the hand and extension and separation of the fingers; called also *mouth-and-hand synkinesia*. **Schapiro's s.**, no slowing of the pulse-rate on lying down: indicative of weakness of the heart muscle. **Schepelmann's s.**, in dry pleurisy the pain is increased when the patient bends his body toward the well side, whereas in intercostal neuralgia it is increased by bending toward the affected side. **Schick's s.**, stridor heard on expiration in an infant with tuberculosis of the bronchial glands. **Schlange's s.**, dilatation above and absence of peristalsis below the point of obstruction in intestinal obstruction. **Schlesinger's s.**, in tetany, if the patient's leg is held at the knee-joint and flexed strongly at the hip-joint, there will follow within a short time an extensor spasm at the knee-joint, with extreme supination of the foot. Called also *leg phenomenon* and *Pool's phenomenon*. **Schlunge's s.**, lack of peristalsis below the seat of intestinal obstruction, with dilatation above it. **Schüle's s.**, the omega melancholium. **Schultze's s.** 1. Same as *Chvostek's s.* 2. See *tongue phenomenon*, under *phenomenon*. **Seeligmüller's s.**, mydriasis on the side of the face affected with neuralgia. **Seguin's s.**, contraction of the muscles preceding an epileptic attack, and giving warning of its approach. **Seitz's s.**, bronchial inspiration which begins harshly and then becomes faint: indicative of a cavity in the lung. **Semon's s.**, impairment of the mobility of the vocal cords in malignant disease of the larynx. **Shelly's s.**, a sago-like eruption on the palate and lips in influenza. **Shibley's s.**, in the presence of consolidation of the lung or a collection of fluid in the pleural cavity, all spoken vowels come through the stethoscope to the ear of the examiner as "ah." **Sicar's s.**, a metallic resonance on percussion with two coins on the front of the chest and auscultation at the back, observed in some cases of effusion within the pleura. **Sieur's s.** Same as *coin-test*, under *tests*. **Signorelli's s.**, extreme tenderness on pressure on the retromandibular point in meningitis. See *retromandibular point*, under *point*. **Silex's s.**, furrows radiating from the mouth in inherited syphilis. **Simon's s.** 1. Retraction or fixation of the umbilicus during inspiration. 2. Absence of the usual correlation between the movements of the diaphragm and thorax: seen in beginning meningtis. **Sisto's s.**, constant crying as a sign of congenital syphilis in infancy. **Skeer's s.**, a small circle in the iris, near the pupil, in both eyes; seen in tuberculous meningitis. **Skoda's s.**, a tympanitic sound heard on percussing the chest above a large pleural effusion or above a consolidation in pneumonia. **Smith's s.**, a murmur heard in cases of enlarged bronchial glands on auscultation over the manubrium with the patient's head thrown back. **somatic s.**, any sign presented by the trunk and limbs rather than

by the sensory apparatus. **Spiegelberg's s.**, a feeling like that of friction against wet india-rubber, conveyed to the finger by a cervix uteri affected with malignant disease. **spinal s.**, tonic contraction of the spinal muscles on the diseased side in pleurisy. **stairs-s.**, difficulty in descending a stairway in locomotor ataxia. **Stellwag's s.**, an apparent widening of the palpebral opening in exophthalmic goiter. **Sterles's s.**, increased pulsation over the cardiac region in intrathoracic tumors. **Sternberg's s.**, sensitiveness to palpation of the muscles of the shoulder-girdle in pleurisy. **Stewart-Holmes s.**, the patient rests his elbow on the table and the examiner grasps his wrist. The patient then tries to flex the arm against the resistance of the examiner. When the wrist is released, flexion occurs, but is again arrested by the contraction of the triceps. This takes place in normal patients, but in hypotonia the flexion of the arm continues without any action on the part of the triceps. **Stiller's s.**, detachment, or loose attachment, of the tenth rib to the costal cartilages; preternatural mobility or fluctuation of the tenth rib in enteroptosis or gastroptosis. **Stocker's s.**, in typhoid fever, if the bed-clothes be pulled down, the patient takes no notice; but in tuberculous meningitis the patient resents the interference and immediately draws the clothes up again. **Stokes's s.**, a severe throbbing in the abdomen, at the right of the umbilicus, in acute enteritis. **Straus's s.**, the injection of pilocarpin in facial paralysis due to a central lesion does not cause any difference in the perspiration of the two sides, but if the paralysis be of peripheral origin, the secretion of the paralyzed side is markedly affected. **Strauss's s.**, increase of fat following the use of fatty foods in chylous ascites. **Strümpell's s.** 1. Dorsal flexion of the foot when the thigh is drawn up toward the body· seen in a paralyzed limb Called also *tibial phenomenon.* 2. Dorsal flexion of the great toe in an extremity affected with paresis. 3. Inability to close the fist without marked dorsal extension of the wrist. Cal'ed *radialis s.* **Strunsky's s.**, a sign for detecting lesions of the anterior arch of the foot. The examiner grasps the toes and flexes them suddenly. This procedure is painless in the normal foot, but causes pain if there is inflammation of the anterior arch. **subjective s.**, one which is apparent only to the patient, such as pain or vertigo. **Tansini's s.**, in cancer at the pylorus the abdomen is shrunken in unless there is metastasis in the bowel below, in which case the abdomen is prominent. **Tarnier's s.**, effacement of the angle between the upper and lower uterine segments in pregnancy; an indication of the inevitable approach of an abortion. **Tay's s.** See *cherry-red spot*, under *spot*. **Tellais's s.**, pigmentation of the eyelid in exophthalmic goiter. **Ten Horn's s.**, if gentle traction in the right spermatic cord causes pain, appendicitis is indicated. **Testivin's s.**, the formation of a collodion-like pellicle on the urine after removing the albumin and treating with acid and then with one-third of its volume of ether; said to occur during the incubation of infectious diseases. **Theimich's lip sign**, a protrusion or pouting of the lips elicited by tapping the orbicularis oris muscle. **Thornton's s.**, severe pain in the region of the flanks in nephrolithiasis. **thyroid s.**, an injection of thyroid extract retards the pulse and causes a fall in the systolic arterial pressure, while the oculocardiac reflex persists or becomes positive, in persons with increased thyroid function. **Tinel's s.**, a tingling sensation in the distal end of a limb when percussion is made over the site of a divided nerve. It points to beginning regeneration of the nerve. Called also *formication s.* and *distal tingling on percussion* (D. T. P.). **Toma's s.**, in ascites from peritoneal inflammation when the patient lies on his back percussion on the right side of the abdomen gives tympany; on the left side, dulness. **Traube's s.**, a faint double sound heard in auscultation over the femoral arteries in aortic regurgitation. **Tresilion's s.**, a reddish appearance of Stenson's duct in mumps. **Trimadeau's s.**, if the dilatation above an esophageal stricture is conic, the stricture is fibrous; if cup shaped, the stricture is malignant. **Troisier's s.**, enlargement of the lymph-glands above the clavicle; a sign of intra-abdominal malignant disease or of retrosternal tumor. **Trousseau's s.**, a muscular spasm on pressure over large detached arteries or nerves; seen in tetany. **Uhthoff's s.**, nystagmus occurring in multiple cerebrospinal sclerosis. **ulnar s.**, analgesia of the ulnar nerve on one side, generally present in all insane patients except general paralytics. **Unschuld's s.**, a tendency to cramp in the calves of the legs; an early indication of diabetes. **Uriolla's s.**, the presence in the urine of malarial patients of minute black granules of blood-pigment. **Vanzetti's s.**, in sciatica the pelvis is always horizontal in spite of scoliosis, but in other lesions with scoliosis the pelvis is inclined. **vein s.**, a bluish cord along the midaxillary line formed by the swollen junction of the thoracic and superficial epigastric vein; seen in tuberculosis of the bronchial glands. **Verco's s.**, subungual striæ or dots of hemorrhage on the hands and feet in nodal fever. **Vigouroux's s.**, diminished electric resistance of the skin in exophthalmic goiter. **Villaret's s.**, flexion of the great toe on percussion of the tendo achillis, a sign of lesion of the sciatic nerve and its branches. **Vincent's s.**, the Argyll-Robertson pupil. **Vipond's s.**, generalized adenopathy seen during the incubation period of the exanthematous fevers of childhood. **vital s.**, the pulse, respiration, and temperature. **Voltolini's s.** Same as *Heryng's s.* **von Graefe's s.**, failure of the upper lid to move downward with the eyeball in glancing downward; seen in exophthalmic goiter **von Wahl's s.** See *Wahl's s's.* **Wahl's s's.** 1. Local meteorism, or distention on the proximal side of an obstruction of the bowel. 2. A blowing or scraping sound at the systole, heard over an artery soon after its partial division by an injury. **Warthin's s.**, exaggerated pulmonary sounds in cases of acute pericarditis. **Weber's s.**, paralysis of the oculomotor nerve of one side and hemiplegia of the opposite side. **Wegner's s.**, a broadened, discolored appearance of the epiphyseal line in infants dying from hereditary syphilis. **Weill's s.**, absence of expansion in the subclavicular region of the affected side in infantile pneumonia. **Weiss's s.**, contraction of facial muscles when lightly percussed it occurs in hysteria, neurasthenia, tetany, etc. **Wernicke's s.**, the hemiopic pupillary reaction. See under *reaction*. **Westphal's s.**, loss of the knee-jerk in locomotor ataxia. **Widmer's s.**, the temperature in the right axilla is distinctly higher than the left; a sign of appendicitis. **Widowitz's s.**, protrusion of the eyeballs and sluggish movements of the eyeballs and eyelids seen in diphtheric paralysis. Called also *doll's eye s.* **Wilder's s.**, an early sign of exophthalmic goiter consisting in a slight twitch of the eyeball when it changes its movement from adduction to abduction or vice versa **Williams's s.** 1. A dull tympanitic resonance heard in the second intercostal space in severe pleural effusion. 2. Lessened lung expansion on the affected side; a sign of adherent pericardium. **Williamson's s.**, markedly diminished blood-pressure in the leg as compared with that in the arm on the same side, seen in pneumothorax and pleural effusion. **Wintrich's s.**, a change in the pitch of the percussion-note when the mouth is opened and closed; it indicates a cavity in the lung. **Wölfler's s.**, in hour-glass stomach fluids pass quickly, but on subsequent lavage the water contains food and foul matter **Wolkowitsh's s.**, marked relaxation of the abdominal muscles of the right side in chronic recurrent

appendicitis. **Wood's s.**, relaxation of the orbicularis muscle, fixation of the eyeball, and divergent strabismus, indicative of profound anesthesia. **Wreden's s.**, presence in the external auditory meatus of a gelatinous matter in children who are born dead. **Zaufal's s.**, saddle-nose. **Zugsmith's s.**, abnormal dulness on percussion in the second interspace for a variable distance on both sides of the sternum; seen in gastric ulcer and carcinoma.

signa (sig'nah). Latin for *mark* or *write:* abbreviated to *s.* or *sig.* on prescriptions. See *prescription.*

signature (sig'nat-chūr) [L. *signatu'ra*]. 1. That part of a prescription which gives directions as to the taking of the medicine. See *prescription.* 2. Any characteristic feature of a substance formerly regarded as an indication of its medicinal virtues. thus, the eye-like mark on the flower of the euphrasia was supposed to show its usefulness in eye diseases; the liver-like shape of the leaf of liverwort pointed to its use in hepatic diseases, the yellow color of saffron indicated its use in jaundice.

signaturist (sig'nat-ur-ist). One who believes in the doctrine of signatures.

Signorelli's sign (sēn-yor-el'ēz) [Angelo *Signorelli*, a contemporary Italian physician]. See under *sign.*

Sig. n. pro. Abbreviation for L *sig'na nom'ine pro'prio*, label with the proper name.

siguatera (sig-wah-ta'rah) [Sp.]. Poisoning due to the eating of certain kinds of fish.

sijna (sij'nah). An East Indian bark, used in colics; ecbolic if given in large doses.

sikimi (sik'im-e) [Japanese]. The plant, *Illic'ium religio'sum.*

sikimin (sik'im-in). A poisonous hydrocarbon, $C_{10}H_{16}$, which is found in the leaves of *Illic'ium religio'sum.*

silajit (sil'aj-it). An exudation from rock surfaces during the hot season in certain parts of India. used in Hindoo medicine.

silbamin (sil'bam-in). Silver fluorid, a powder used in a solution of 1 : 1000 for irrigating the bladder and the urethra.

silberol (sil'ber-ol). A proprietary sulphocarbolate of silver, $OH\,C_6H_4.SO_2.OAg$: used in gonorrhea and in eye inflammations.

silex (si'leks). Same as *silica.*

silica (sil'ik-ah) [L. *si'lex* flint]. Silicon dioxid, SiO_2, or silicic anhydrid; also its homeopathic preparation.

silicate (sil'ik-āt) [L. *sil'icus*]. Any salt of silicic acid.

silicea (sil-is'e-ah). A homeopathic preparation of silica.

silicic acid (sil-is'ik). See *acid.*

silicious (sil-ish'us). Resembling or containing silica.

silicofluorid (sil''ik-o-flu'o-rid). A compound of silicon and some other base with fluorin.

silicol (sil'ik-ol). An organic silica compound, silicic oxid casein metaphosphate: used in the treatment of tuberculosis.

silicon (sil'ik-on) [L. *si'lex* flint]. A non-metallic tetrad element whose dioxid is silica; symbol, Si; atomic weight, 28.3. **s. fluorid**, a compound whose fumes are sometimes fatal to workers in superphosphate factories.

silicosis (sil-ik-o'sis) [L. *si'lex* flint]. Pneumonoconiosis due to the inhalation of the dust of stone, sand, or flint; grinders' disease.

silin (sil'in). The citrosilicate of hexamethylenetetramin: used in uric-acid diathesis.

siliqua olivæ (sil'ik-wah o-li've) [L. "husk of the olive"]. The fibers which appear to incircle superficially the inferior olive of the brain. Their outer and inner portions are termed *funic'uli sil'iquæ.*

silique (sil-ēk') [L. *sil'iqua* pod]. A slender pod of a cruciferous plant, like the pods of the mustard and radish.

siliquose (sil'ik-wōs). Having siliques, or resembling a silique. See *cataract* and *desquamation.*

silkworm-gut (silk'werm-gut). A strand drawn from a silkworm which has been killed when ready to spin its cocoon. It is used, like catgut, for sutures, but is much less pliable than the latter, and not so absorbable.

sillonneur (si-yon-nuhr') [Fr.]. A three-bladed scalpel for operations on the eye.

Silpha sinua'ta (sil'fah). An animal organism sometimes found upon the remains of persons long dead.

Silphium (sil'fe-um) [L.; Gr. *σίλφιον*]. A genus of large, composite-flowered herbs known as *rosin-weeds. S. lacinia'tum*, the compass-plant of North America, is useful in coughs and in remittent fevers. Dose of fluidextract, 30–60 min. (2–4 c.c.).

silver (sil'ver). A white, soft, malleable, and ductile monad metal; symbol, Ag; atomic weight, 107 88. Its compounds are extensively used in medicine, and metallic silver is employed in surgery and in the manufacture of instruments. See *argentum.* **s. arsphenamin**, a combination of the disodium salt of dioxy-diamino-arseno-benzol with silver oxid, $Ag_2O.2[NH_2(ONa)C_6H_3As]$, a brownish-black powder used as is salvarsan. It contains approximately 20 per cent of arsenic and 15 per cent. of silver. **s. bromid**, a binary compound, AgBr. Dose, $\frac{1}{4}$–$\frac{1}{2}$ gr. (0.016–0.033 gm.). **s. chlorid**, horn-silver, a white solid, AgCl. alterative. Dose, $\frac{1}{2}$–3 gr. (0.033–0.19 gm). **s. citrate.** Same as *itrol.* **colloidal s.** See *collargol, collargolum.* **s. cyanid**, a white powder, AgCN: antisyphilitic. Dose, $\frac{1}{10}$–$\frac{1}{30}$ gr. (0.001–0.0033 gm). **s. eosolate**, a salt, $C_6HOCH_3\,OC_2H_3OAg_3(SO_3)_3$, an antiseptic and germicide powder: used in skin diseases and gonorrhea. **s. fluorid**, a glassy, brown, antiseptic, and caustic substance, AgF. **s. iodate**, an insoluble astringent and antiseptic salt, $AgIO_3$. Dose, $\frac{1}{6}$–$\frac{1}{2}$ gr. (0.01–0.033 gm). **s. iodid** [L. *argen'ti io'didum*], a light-yellowish, binary, powdery compound, AgI. useful in syphilis and in nervous diseases, and used locally for conjunctivitis. Dose, $\frac{1}{10}$–1 gr. (0.006–0.06 gm.). **s. lactate.** See *actol.* **s. nitrate** [L. *ar'genti ni'tras*], $AgNO_3$, a salt in transparent, tabular, rhombic crystals. It is a very important caustic counterirritant and escharotic, and is used internally in epilepsy and in diseases of the stomach and intestines. Dose, $\frac{1}{4}$–$\frac{1}{2}$ gr (0.008–0.033 gm). *Fused* silver nitrate, or lunar caustic, is prepared in cones or pencils for external use. *Dilute* silver nitrate consists of one part of the nitrate with two of potassium nitrate. It is for external use, and is much milder in its action than the pure nitrate. **s. oxid** [L *argen'ti ox'idum*], a brown-black powder, Ag_2O, used like silver nitrate· employed in uterine and vaginal diseases. Dose, $\frac{1}{2}$–2 gr. (0.033–0.13 gm.). **s. protalbin.** See *largin.* **s. protein**, silver oxid made colloidal by the addition of protein. **s. salvarsan.** See *silver arsphenamin.* **s. sulphocarbolate.** See *silberol.*

silver-fork deformity. The peculiar fork-like deformity produced by Colles' fracture.

Silvester's method (sil-ves'terz) [Henry Robert *Silvester*, English physician, 1829–1908]. See under *respiration, artificial.*

silvestrene (sil-ves'trēn). A hydrocarbon, $C_{10}H_{16}$, obtainable from European oil of turpentine.

silvodide (sil'vo-dīd). A proprietary preparation, known as milk of silver iodid, used like the silver salts, as an antiseptic and germicide.

silvoform (sil'vo-form). See *sophol.*

silvol (sil'vol). A proprietary colloidal protein-silver compound containing 20 per cent. silver: it is antiseptic and astringent, and is used locally in 5 to 40 per cent. solutions.

Simaba (sim-a'bah). A genus of simarubaceous trees and shrubs, various species of which are medicinal. *S. ce'dron*, of tropical America, affords cedron-seed: locally much employed as an antispasmodic, antipyretic, and as a cure for dyspepsia. Dose of fluidextract, 1–8 min. (0.06–0.5 c.c.).

Simaruba (sim-ar-u'bah). A genus of tropical American trees, several species of which are medicinal. The root-bark of *S. ama'ra* is a bitter tonic and astringent. Dose of fluidextract, 10–30 min. (0.666–2 c.c.).

simesthesia (sim-es-the'ze-ah). Osseous sensibility.

similia similibus curantur (sim-il'e-ah sim-il'-ib-us ku-ran'tur) [L. "likes are cured by likes"]. The doctrine, or the brocard that expresses it, which lies at the foundation of homeopathy; namely, that a disease is cured by those remedies which produce effects resembling the disease itself.

similimum (sim-il'im-um) [L. "likest"]. The homeopathic remedy which most exactly reproduces the symptoms of any disease.

Simmonds's disease [Morris *Simmonds*, physician in Hamburg, born 1855]. See under *disease*.

Simo'nea folliculo'rum. Same as *Demodex folliculorum*.

Simon's operation, sign (si'monz) [John *Simon*, English surgeon, 1824–1876]. See *operation* and *sign*.

Simon's position (ze'monz) [Gustav *Simon*, German surgeon, 1824–1876]. See *position*.

Simonart's thread (se-mo-narz') [Pierre Joseph Cécilien *Simonart*, Belgian obstetrician, 1817–1847]. See *thread*.

simple (sim'pl) [L. *sim'plex*]. 1. Neither compound nor complex; single. 2. An old term for any herb with real or supposed medicinal virtues.

simpler, simplist (sim'pler sim'plist). An herb-doctor.

Simpson light (simp'sun) [William Speirs *Simpson*, British civil engineer, died 1917]. See *light*.

Simpson's forceps (simp'sunz) [Sir James Young *Simpson*, Scottish obstetrician, 1811–1870]. See *forceps*.

Simpson's splint (simp'sunz) [William Kelly *Simpson*, laryngologist in New York, born 1855]. See *splint*.

Sims's position, speculum, etc. (simz) [J. Marion *Sims*, New York gynecologist, 1813–1883]. See *position, speculum*, etc.

simul (si'mul). Latin for *at once*.

simulation (sim-u-la'shun) [L. *simula'tio*]. 1. The act of counterfeiting a disease; malingering. 2. The imitation of one disease by another.

Simulium (sim-u'le-um). A genus of robust, hump-backed dipterous insects which are known as black flies, sand flies, or buffalo gnats. They are widely distributed and a great pest at times. *S. columbaczen'se*, a species in southern Europe which has been known to kill children. *S. griseicol'lis*, the nimetti found in the Sudan. *S. pecua'rum*, the buffalo gnat, a terrible scourge to horses and cattle. *S. venus'tum*, a species widely distributed in North America.

simulo (sim'u-lo). A proprietary tincture of the seeds of *Cap'paris coria'cea*, or caper: used for hysteria and epilepsy.

sinalbin (sin-al'bin). A white, crystalline glucosid, $C_{30}H_{44}N_2S_2O_{16}$, from the seeds of white mustard, *Sina'pis al'ba*. It hydrolyzes into methyl-phenyl-isothiocyanate (the volatile oil of white mustard), glucose, and sinapin sulphate.

sinamin (sin-am'in). Allyl cyanamide, C_3H_5NHCN, from crude oil of black mustard.

sinapin (sin-a'pin). An alkaloid from the seeds of white mustard. It is the cholin ester of sinapic acid with the formula $OH(OCH_3)_2C_6H_2(CH)_2CO_2.(CH_2)_2N(CH_3)_3OH$.

Sinapis (sin-a'pis) [L. for "mustard"; Gr. *σίναπι*]. A genus of cruciferous plants; mustard. Now regarded as a subgenus of *Bras'sica*. See *mustard*. **S. al'ba,** white mustard. See *mustard*. **S. ni'gra,** black mustard. See *mustard*.

sinapiscopy (sin-ap-is'ko-pe) [Gr. *σίναπι* mustard + *σκοπεῖν* to view]. The application of mustard as a test for sensory disturbance.

sinapism (sin'ap-izm) [L. *sinapis'mus*; Gr. *σιναπισμός, σινάπισμα*]. A plaster or paste of ground mustard-seed; a mustard-plaster.

sinapized (sin'ap-izd). Mixed with or containing mustard.

sinapol (sin'ap-ol). A proprietary analgesic for external use.

sinapolin (sin-ap'o-lin). Dialylurea, a compound, $C_{14}H_{12}N_2O_2.C_7H_{12}NO_2$, from mustard oil.

sincipital (sin-sip'it-al). Pertaining to the sinciput.

sinciput (sin'sip-ut) [L.]. The anterior and upper part of the head.

sinew (sin'u). The tendon of a muscle. **back s.,** the large flexer tendon at the back of the cannon bone of quadrupeds. Called also *back tendon*. **weeping s.,** an encysted ganglion, chiefly on the back of the hand, containing synovial fluid.

Sing., sing. An abbreviation of L. *singulo'rum*, of each.

singers' nodule (sing'erz). Same as *chorditis tuberosa*.

singultation (sing-ul-ta'shun). A hiccup.

singultous (sing-ul'tus). Affected with hiccup.

singultus (sing-ul'tus) Latin for *hiccup*. **s. gas'tricus nervo'sus,** hiccup due to a neurotic condition of the stomach.

sinigrin (sin'ig-rin). Potassium myronate; a glucosid found in black mustard seed. It is hydrolyzed by myrosin into dextrose, potassium bisulphate, and allyl-isothiocyanate (C_3H_5NCS, the volatile oil of black mustard).

sinistrad (sin-is'trad). To or toward the left.

sinistral (sin'is-tral) [L. *sinistra'lis*]. Pertaining to the left side.

sinistrality (sin-is-tral'it-e). Left-handedness.

sinistraural (sin-is-traw'ral) [L. *sinis'ter* left + *au'ris* ear]. Hearing better with the left ear.

sinistrin (sin-is'trin) [L. *sinis'ter* left]. Same as *inulin*.

sinistrocardia (sin-is-tro-kar'de-ah) [L. *sinis'ter* left + Gr. *καρδία* heart]. Displacement of the heart to the left.

sinistrocerebral (sin''is-tro-ser'e-bral) [L. *sinis'ter* left + *cerebral*]. Pertaining to or situated in the left cerebral hemisphere.

sinistrocular (sin-is-trok'u-lar). Left-eyed: having the left eye the stronger.

sinistrocularity (sin''is-trok-u-lar'it-e) [L. *sinis'ter* left + *oc'ulus* eye]. The state of having the left eye the stronger.

sinistrogyration (sin-is''tro-ji ra'shun) [L. *sinis'ter* left + *gy'rus* a turn]. A turning to the left, as a movement of the eye or the plain of polarization.

sinistromanual (sin-is-tro-man'u-al) [L. *sinis'ter* left + *ma'nus* hand]. Left-handed.

sinistropedal (sin-is-trop'e-dal) [L. *sinis'ter* left + *pes* foot] Using the left foot in preference.

sinistrorse (sin'is-trōrs). Turned to the left.

sinistrose (sin'is-trōs). A levorotatory sugar sometimes found in the urine.

sinistrosis (sin-is-tro'sis). [L. *sin'ister* unlucky]. Shell-shock; the nervous and mental condition, including defects of speech and hearing, occurring in persons who have gone through bombardments in war.

sinistrotorsion (sin"is-tro-tor'shun) [L. *sinis'ter*. left + *tor'sio* twist]. A twisting toward the left: used mainly of the eye.

sinkalin (sing'kal-in). A base found in mustard: identical with cholin.

sino-atrial, sino-auricular. See *sinu-atrial* and *sinu-auricular*.

sinomenin (sin-om'en-in). A crystalline alkaloid, $C_{19}H_{23}NO_4$, from *Sinomenium diversifolium*.

si non val. Abbreviation for L *si non va'leat*, if it does not answer.

sinospiral (si-no-spi'ral). Pertaining to the sinus venosus and having a spiral course: said of certain muscle-fibers of the heart.

sinter (sin'ter). The calcareous or silicious matter deposited by mineral springs.

sintoc (sin'tok). The bark of *Cinnamo'mum sin'toc*, of the East Indies: it resembles cinnamon.

sinu-atrial (sin-u-at're-al). Same as *sinu-auricular*.

sinu-auricular (sin"u-aw-rik'u-lar). Pertaining to the sinus venosus and the auricle of the heart.

sinuberase (sin-u'ber-ās). A proprietary preparation for use in enteritis, dysentery, dyspepsia, constipation, and other intestinal disorders.

sinuitis (sin-u-i'tis). Same as *sinusitis*.

sinuous (sin'u-us) [L. *sinuo'sus*]. Bending in and out; winding.

sinus (si'nus) [L. for "cavity," "bosom," etc.]. 1. A recess, cavity, or hollow space. 2. A dilated channel for venous blood: found chiefly within the cranium. 3. An air-cavity in one of the cranial bones; especially one communicating with the nose. Such are the ethmoid, frontal, maxillary, and sphenoid sinuses. 4. A suppurating channel or fistula. **accessory s's of the nose,** they are the frontal, maxillary, sphenoidal, and ethmoidal sinuses. **air-s.,** a cavity in a bone containing air. **s. of the anterior chamber,** the narrow space at the edge of the anterior chamber of the eye, between the border of the cornea and the root of the iris. **aortic s.,** a pouch-like dilatation of the aorta, opposite each of the segments of the semilunar valve. **Arlt's s.,** a small recess occasionally seen in the lower part of the lacrimal sac. **auricular s.** Same as *sinus venosus* (1). **basilar s.** Same as *transverse s.* **Breschet's s.,** the sphenoparietal sinus. **s. carot'icus,** an extension of the cavernous sinus into the carotid canal. **cavernous s.,** a venous sinus extending from the sphenoid fissure to the apex of the petrous bone, and communicating behind with the inferior and superior petrosal sinuses. **cerebral s's.** Same as *cranial s's.* **circular s.** 1. A venous sinus around the pituitary body. 2. A venous channel near the margin of the placenta. **s. circula'ris i'ridis.** Same as *Schlemm's canal.* **s. coch'leæ,** a branch of the internal jugular vein within the cochlear aqueduct. **coronary s.,** a venous sinus in the groove between the left cardiac auricle and the left ventricle. **costomediastinal s.,** the pleural sinus situated at the junction of the anterior mediastinal and costal pleuræ. **costophrenic s.** Same as *phrenicocostal s.* **cranial s's,** channels in the cranium, consisting partly of bone and partly of dura mater, containing venous blood. **Cuvier's s's,** two venous channels of the embryo, one on either side: the one on the right is developed into the precava. **s. du'ræ ma'tris** [B N A], the cranial sinuses. **s. epidid'ymis,** the digital fossa of the epididymis. **ethmoid s's,** air-spaces or cells within the ethmoid bone. **facial s.,** the inferior longitudinal sinus. **frontal s's,** two air-cavities in the lower border of the frontal bone. **Guérin's s.,** a diverticulum behind Guérin's fold. **Huguier's s.,** a depression in the tympanum between the fenestra ovalis and the fenestra rotunda. **intercavernous s's,** two sinuses, anterior and posterior, connecting the cavernous sinuses. **s. jugula'ris,** either of three enlargements on the jugular vein. **s. of the kidney,** the inward extension of the hilum of the kidney. **s. lac'teus,** the wide part of the duct of the mammary gland. **s. of the larynx,** the ventricle of the larynx. **lateral s.,** either of the two cranial venous sinuses which begin at the torcular herophili and go to the internal jugular vein. **Lieutaud's s.,** a straight sinus running between the inferior longitudinal sinus and the lateral sinus. **longitudinal s., inferior,** a venous sinus along the lower border of the falx cerebri, connected with the straight sinus. **longitudinal s., superior,** a venous sinus along the convex border of the falx cerebri, extending to the torcular. **lymph-s.,** a lymph-channel; a space which conveys lymph. **s. of Maier,** an occasional diverticulum of the lacrimal sac into which the lacrimal canaliculi open. **mastoid s's,** the cells within the mastoid portion of the temporal bone. **maxillary s.,** the antrum of Highmore. **Meyer's s., s. Meyer'i,** a small depression in the floor of the external auditory canal just in front of the membrana tympani. **Morgagni's s's,** three dilatations near the commencement of the aorta. **oblique s.,** a fold of pericardium over the posterior surface of the left auricle. **occipital s.,** a small venous sinus in the attached margin of the falx cerebri, opening into the torcular herophili. **oral s.** Same as *stomodeum*. **s. paranasa'les** [B N A], the accessory sinuses of the nose. **parasinoidal s.,** any one of several spaces in the dura mater opening into a cranial blood-sinus; called also *lacuna lateralis* or *lacus lateralis*. **s. pericra'nii,** a soft fluctuating vascular tumor of the scalp which communicates directly with an intracranial sinus through a defect in the skull. **Petit's s's.** Same as the sinuses of Valsalva. **petrosal s., inferior,** a venous sinus arising from the cavernous sinus and running along the lower edge of the petrous bone to the internal jugular vein. **petrosal s., superior,** a sinus which runs in a groove in the petrous bone from the posterior part of the cavernous sinus to the lateral sinus. **s.-phlebitis.** See under *phlebitis*. **phrenicocostal s.,** that pleural sinus situated at the junction of the costal and diaphragmatic pleuræ. **pilonidal s.,** a suppurating sinus of the coccygeal region containing a tuft of hair. **piriform s.,** pyriform sinus. **placental s.,** a venous channel near the edge of the placenta. **pleural s's,** spaces where the individual portions of the pleura pass into each other at an angle and which are never completely filled by the lung. **s. pocula'ris,** a lacuna in the prostatic portion of the urethra. Called also *uterus masculinus*. **posterior s.,** a groove in the posterior wall of the tympanic cavity above the pyramidal eminence. **s. præcervica'lis,** the depression at the side of the neck, developed in the embryo by the growth of the branchial arches. **s. prostat'icus.** Same as *s. pocularis*. **pulmonary s's,** the pouch-like dilatations of the pulmonary artery opposite to each segment of the semilunar valve. **pyriform s.,** a fossa on the side of the larynx external to the aryepiglottic fold. **s. rec'tus** [B N A], the straight sinus. **s. reu'niens,** the sinus venosus of the embryonic heart. **rhomboid s.,** the fourth ventricle of the brain. **Ridley's s.,** the circular sinus. **sagittal s.,** the longitudinal sinus. **sigmoid s.,** the portion of the lateral sinus which lies on the mastoid bone and jugular process of the occipital. It is S-shaped. **sphenoid s.,** an air-space in the sphenoid bone. **sphenoid parietal s.,** the anterior portion of the cavernous sinus of the dura, where it communicates with the ophthalmic vein. **straight s.,** a venous sinus going from the inferior longitudinal to the lateral sinus. **s. sulcifor'mis,** a furrow on the inner surface of the vestibule of the ear, below the hemispheric and hemielliptic fossæ, opening into the aquæductus vestibuli. Called also *sulcus ad aquæductus vestib-*

uli and *recessus labyrinthi*. **tarsal s.**, **s. tar'si** [B N A], the space between the calcaneus and the astragalus containing the interosseous ligament. **tentorial s.**, the straight sinus. **terminal s.**, a vein which encircles the vascular area in the blastoderm. **s.-thrombosis.** See *thrombosis*. **tonsillar s.**, the space between the palatine arches wherein the tonsil is located. **transverse s.**, one which unites the two inferior petrosal sinuses. **s. tym'pani** [B N A], a depression in the tympanic cavity, below and behind the fenestra ovalis. **urogenital s.**, the duct into which, in the embryo, the wolffian ducts and bladder empty and which goes to the cloaca. **uterine s's**, venous canals in the wall of the impregnated uterus. **uteroplacental s's**, sinuses carrying blood from the placenta into the uterine sinuses. **s. of Valsalva**, the aortic and pulmonary sinuses; pouches in the aorta and pulmonary artery behind each semilunar valve. **s. vena'rum** [B N A]. Same as *S. venosus* (1st def.). **s. veno'sus.** 1. The main part of the cavity of either auricle of the heart. It is the portion into which the veins empty their blood. Called also *atrium* and *s. of the auricle*. 2. [B N A] The common venous receptacle in the embryo attached to the posterior wall of the primitive auricle; it receives the umbilical and vitelline veins and the ducts of Cuvier. **s. veno'sus scle'ræ** [B N A], the canal of Schlemm. **vertebral s's**, two venous sinuses running along the spinal canal. **s. vertebra'les longitudina'les** [B N A], the vertebral sinuses.

sinusal (si'nus-al) Pertaining to a sinus

sinusitis, sinuitis (si-nu-si'tis, sin-u-i'tis). Inflammation of a sinus. **frontal s.**, inflammation of the frontal sinus.

sinusoid (si'nus-oid) [*sinus* + Gr. *εἶδος* form]. 1. Resembling a sinus. 2. A form of terminal blood-channel consisting of a large, irregular anastomosing vessel, having a complete endothelial wall, but little or no adventitia. Sinusoids are found in the liver, suprarenals, heart, parathyroid, carotid gland, spleen, hemolymph glands, and pancreas.

sinusoidal current (si-nus-oid'al). See *current*.

sinusoidalization (si-nu-soi-dal-iz-a'shun). The application of a sinusoidal current.

sinuventricular (si"nu-ven-trik'u-lar). Pertaining to the auricular sinus venosus and the ventricle of the heart.

SiO_2. Silicon dioxid.

siomine (si'o-min) Hexamethylenamin tetraiodid, $(CH_2)_6N_4I_4$, a red powder containing 78.5 per cent. of iodin. It is decomposed in the intestine into hexamethylenamin and iodid and produces the effect of iodids. Dose, same as potassium iodid.

Si op. sit. Abbreviation for L. *si o'pus sit*, if necessary.

siphac (si'fak). An obsolete name for the peritoneum.

siphon (si'fun) [Gr. *σίφων* tube]. A bent tube of two unequal arms: used in the transfer of liquids, also in wound-drainage and in lavage of the stomach. **Duguet's s.**, a rubber tube armed with a trocar for performing thoracentesis without aspiration.

siphonage (si'fun-āj). The use of the siphon, as in washing the stomach or in draining wounds.

Siphonaptera (si-fo-nap'ter-ah) [Gr. *σίφων* tube + *ἀπτερος* wingless]. An order of insects, the fleas. They are small, wingless, laterally compressed insects adapted to sucking blood.

siphonoma (si-fon-o'mah) [Gr. *σίφων* tube + *-ομα* tumor]. A tumor made up of a series of tubes.

Siphunculata (si-funk-u-la'tah). An order of insects including the lice.

Siphunculi'na funic'ola. The oriental "eye-fly" which may transmit yaws.

Sippy method or **treatment** (sip'e) [Bertram Welton *Sippy*, physician in Chicago, 1866–1924]. See under *treatment*.

siqua [coined from L. *sidentis altitudinis quadratio*, the square of the sitting height]. Pirquet's unit for calculating the area of the absorptive surface of the intestine; it is the square of the sitting height (in centimeters)

siren-limb. See *sirenomelus*.

sirenomelus (si"ren-om'el-us) [Gr. *σειρήν* siren + *μέλος* limb]. A monster with fused legs and with no feet.



Sirenomelus.

siriasis (sir-i'as-is) [Gr. from *σειριᾶν* to be hot]. Thermic fever, or sunstroke.

sirikaya (ser-ik-a'yah). The tree *Ano'na squamo'sa*, whose leaves are sudorific and bark purgative.

siritch (sir'itsh) [Arabic]. Oil of sesamum.

sirolin (sir'o-lin). A proprietary preparation of beech-tar and guaiacol used in pulmonary diseases.

sirup (sir'up). See *syrup*.

-sis. A termination or ending of words of Greek origin, signifying state or condition.

sismotherapy (sis-mo-ther'ap-e). Seismotherapy.

Sisto's sign (sēs'tōz) [Genaro *Sisto*, Chilian pediatrician, died 1923] See under *sign*.

sistomensin (sis-to-men'sin). A preparation containing the luteolipoid of the corpus luteum: used to check excessive menstrual flow.

Sisyrinchium galaxioi'des (sis-ir-in'ke-um). A South American iridaceous plant; its bulbs are purgative and diuretic.

sitfast (sit'fast). A small hard tumor on the skin of a horse's back.

sitiergia (sit-e-ir'je-ah) [Gr. *σιτίον* food + *εἴργειν* to bar out]. Insane rejection of food.

sitiology (sit-e-ol'o-je). Same as *sitology*.

sitiomania (sit-e-o-ma'ne-ah). Sitomania.

sitiophobia (sit"e-o-fo'be-ah). Same as *sitophobia*.

sitology (si-tol'o-je) [Gr *σῖτος* food + *λόγος* discourse]. The sum of knowledge regarding food, diet, and nutrition.

sitomania (si-to-ma'ne-ah) [Gr. *σῖτος* food + *μανία* madness]. 1. Excessive hunger, or insane craving for food. 2 Periodic bulimia.

sitophobia (si-to-fo'be-ah) [Gr. *σῖτος* food + *φόβος* fear]. A morbid or insane dread of eating.

sitosterol (si-to-ste'rol). A sterol, $C_{28}H_{44}O$, from wheat embryos.

sitotherapy (si-to-ther'ap-e) [Gr. *σῖτος* food + *θεραπεία* treatment]. Treatment by food, dietotherapy.

sitotoxin (si-to-toks'in). Any basic poison generated in a cereal food by a plant microorganism.

sitotoxism (si-to-toks'izm) [Gr. *σῖτος* food + *τοξικόν* poison]. Poisoning by diseased vegetable foods.

sitotropism (si-tot'ro-pizm) [Gr. *σῖτος* food + *τρόπος* turning]. Response of living cells to the attractive or repulsive influence of food.

situs (si'tus). Latin for *site* or *position*. **s. inver'sus vis'cerum**, lateral transposition of the viscera of the thorax and abdomen. **s. perver'sus**, dislocation of any viscus. **s. transver'sus.** Same as *s. inversus viscerum*.

sitz-bath (sits'bath). See *bath*.

Sium (si'um). See *ninsi*

Si vir. perm. Abbreviation for L. *si vi'res permit'tant*, if the strength will permit.

six-o-six (siks-o-siks). See *arsphenamin*.

sixth nerve (siksth). The abducent nerve. See *nerves, table of.*

Sjöqvist's method (syek'vists) [John August *Sjöqvist*, Swedish physician, born 1863]. See under *method.*

skatol (ska'tol) [Gr. σκῶρ, σκατός dung]. Betamethyl indol, a strong-smelling, crystalline substance, $CH_3.C_8H_6N$, from human feces. It is produced by the decomposition of proteins in the intestine and directly from the amino-acid tryptophane.

skatologic (ska-tol-oj'ik). See *scatologic.*

skatology (ska-tol'o-je). Scatology.

skatophagy (ska-tof'aj-e) [Gr. σκῶρ, σκατός dung + φαγεῖν to eat]. Same as *coprophagy.*

skatosin (ska-to'sin). A base, $C_{10}H_{16}N_2O_2$, derived from certain proteins.

skatoxyl (ska-toks'il). An oxidation-product of skatol, $CH_3.C_8H_6NO$, found in the urine in certain cases of disease of the large intestine.

skein (skān). The thread-like figure seen in the earlier stages of karyokinesis. **test-s's,** Holmgren's yarns: skeins of worsted yarn for testing color-blindness.

skelalgia (ske-lal'je-ah) [Gr. σκελίς leg + ἄλγος pain]. Pain in the leg.

skeletal (skel'et-al). Pertaining to the skeleton.

skeletin (skel'et-in). Any one of a number of gelatinous substances occurring in invertebrate tissue, and including chitin, sericin, spongin, etc.

skeletization (skel"et-iz-a'shun). 1. Extreme emaciation. 2. The removal of the soft parts from the skeleton.

skeletogenous (skel-et-oj'en-us) [Gr. σκελετόν skeleton + γεννᾶν to produce]. Producing skeletal or bony structures.

skeletogeny (skel-et-oj'en-e). The formation of the skeleton; the origin and development of the skeleton.

skeletography (skel-et-og'raf-e) [*skeleton* + Gr. γράφειν to write]. A description of the skeleton.

skeletology (skel-et-ol'o-je) [Gr. σκελετόν skeleton + λόγος treatise]. The sum of what is known regarding the skeleton.

skeleton (skel'et-on) [Gr. σκελετόν]. The hard framework of the animal body, especially the bony framework of the higher vertebrate animals; the bones of the body collectively. See further under *dermoskeleton, endoskeleton, exoskeleton, neuroskeleton,* and *splanchnoskeleton.* **appendicular s.,** the skeleton of the limbs. **axial s.,** the skeleton of the head and trunk. **visceral s.,** that portion of the skeleton which protects the viscera, as the sternum, ribs, and innominate bones.

Skene's gland (skēnz') [Alexander J. C. *Skene,* physician in Brooklyn, 1838–1900]. See *gland.*

skenitis (ske-ni'tis). Inflammation of Skene's glands.

skenoscope (ske'no-skōp) [*Skene's* glands + Gr. σκοπεῖν to examine]. An endoscope for examining Skene's glands.

skeocytosis (ske"o-si-to'sis) [Gr. σκαιος left + κύτος cell]. Presence of immature forms of white cells in the blood; called also *deviation to the left.*

skeptophylaxis (skep"to-fi-laks'is) [Gr. σκεπτικος doubtful + *phylaxis*]. A condition in which a minute dose of a substance poisonous to animals will produce immediate temporary immunity to the action of the poison, although the blood of the animal may be highly toxic during that period of immunity (Lambert, Ancel, and Bouin, 1910).

skiagram (ski'ag-ram) [Gr. σκιά shadow + γράμμα writing]. Same as *skiagraph.*

skiagraph (ski'ag-raf) [Gr. σκιά shadow + γραφεῖν to write]. A picture or photograph made by the Roentgen rays.

skiagraphy (ski-ag'raf-e) [Gr. σκιά shadow + γραφεῖν to write]. The art or process of making skiagraphs or photographs by means of the Roentgen rays. It is performed by placing the part or article between the rays and a photographic plate, when the rays will penetrate many substances, as the flesh, which are impervious to ordinary light-rays; but any substance, as bone or glass, which is impervious to the Roentgen rays, will cast a shadow of itself upon the photographic plate.

skiameter (ski-am'et-er) [Gr. σκιά shadow + μέτρον measure]. An instrument for measuring the intensity of the Röntgen rays, and thus determining how long an exposure is needed.

skiascope (ski'as-kōp). An instrument for performing skiascopy.

skiascopy (ski-as'ko-pe) [Gr. σκιά shadow + σκοπεῖν to view]. 1. Pupilloscopy or retinoscopy: the determination of eye-refraction by illuminating the retina with a mirror and observing the movements of light and shade on the pupil (Chibret, 1886). Called also *shadow-test.* 2. Examination of the body by the *x*-ray; fluoroscopy.

Skillern's fracture (skil'ernz) [Penn Gaskell *Skillern,* Jr., American surgeon, born 1882] See under *fracture.*

skimmianin (skim-i'an-in). A crystalline alkaloid, $C_{32}H_{29}N_3O_9$, from *Skimmia japonica.*

skin (skin). The outer integument, or covering, of the body. It is made up of an epithelial layer, the epidermis, cuticle, or scarf-skin, and the **true s.** (corium, derma, or cutis vera). The epidermis (*cuticle,* or scarf-skin) is made up of several layers, from without inward as follows: The horny layer (*stra'tum cor'neum*), which consists of layers of flattened horny cells; the *stra'tum lu'cidum* (Ohl's layer), consisting of transparent nucleated cells; the *stra'tum granulo'sum* (granular layer, Langerhans' layer), consisting of flattened granular cells; the *stra'tum muco'sum* (mucous layer, malpighian layer, rete mucosum), consisting of pigmented columnar cells, the outer part of which is covered with prickles, forming the *prickle layer.* The *true s.* (corium, derma, cutis vera) is divided from the epidermis by a basement-membrane, and consists of an outer, or *papillary,* layer, containing the nerve-endings and capillaries, and a deeper *reticular* layer, largely made up of fibrous bundles. Beneath the skin is the *subcutaneous connective tissue,* consisting of oblique elastic fibers extending between the corium and fasciæ or deeper tissues, and containing lymphatics, vessels, nerves, and generally fat **beaters' s.** Same as *goldbeaters' s.* **s.-bound,** hide-bound; affected with scleroderma. **crocodile s.,** ichthyosis sauroderma. **elastic s.** See *cutis hyperplastica.* **glossy s.,** a shining, glazed appearance of the skin, seen in states in which the trophic nerve-supply of the skin is interrupted. **goldbeaters' s.,** a very thin, tough membrane prepared from ox's cecum and from the intestine of other animals. **s.-grafting,** the implantation of bits of skin to form centers of cicatrization. **s.-heart,** a name for the peripheral vessels; so called for their importance in various metabolic processes **loose s.,** dermatolysis **paper s.,** parchment skin **parchment s.** 1. The thin, atrophic looking, stretched skin of cutaneous atrophy; xeroderma. 2. A dry condition of the skin of cattle and sheep, especially such a condition accompanying verminous bronchitis. **piebald s.** See under *piebald.* **sailors' s.,** a condition in which the skin is of a bluish-red color, thickened, and covered with warty growths. **scurf s.,** the cuticle. **wash-leather s.,** a condition in which silver makes a black mark upon the skin.

skink (skingk). A lizard, *Scin'cus officina'lis:* its dried flesh is used in oriental medicine.

sklero-. For words thus beginning, see under *sclero-.*

Skoda's râle, sign, etc. (sko'dahz) [Joseph *Skoda,* Austrian physician, 1805–1881]. See *râle, sign,* etc.

skodaic resonance (sko-da'ik) [see above]. See under *resonance.*

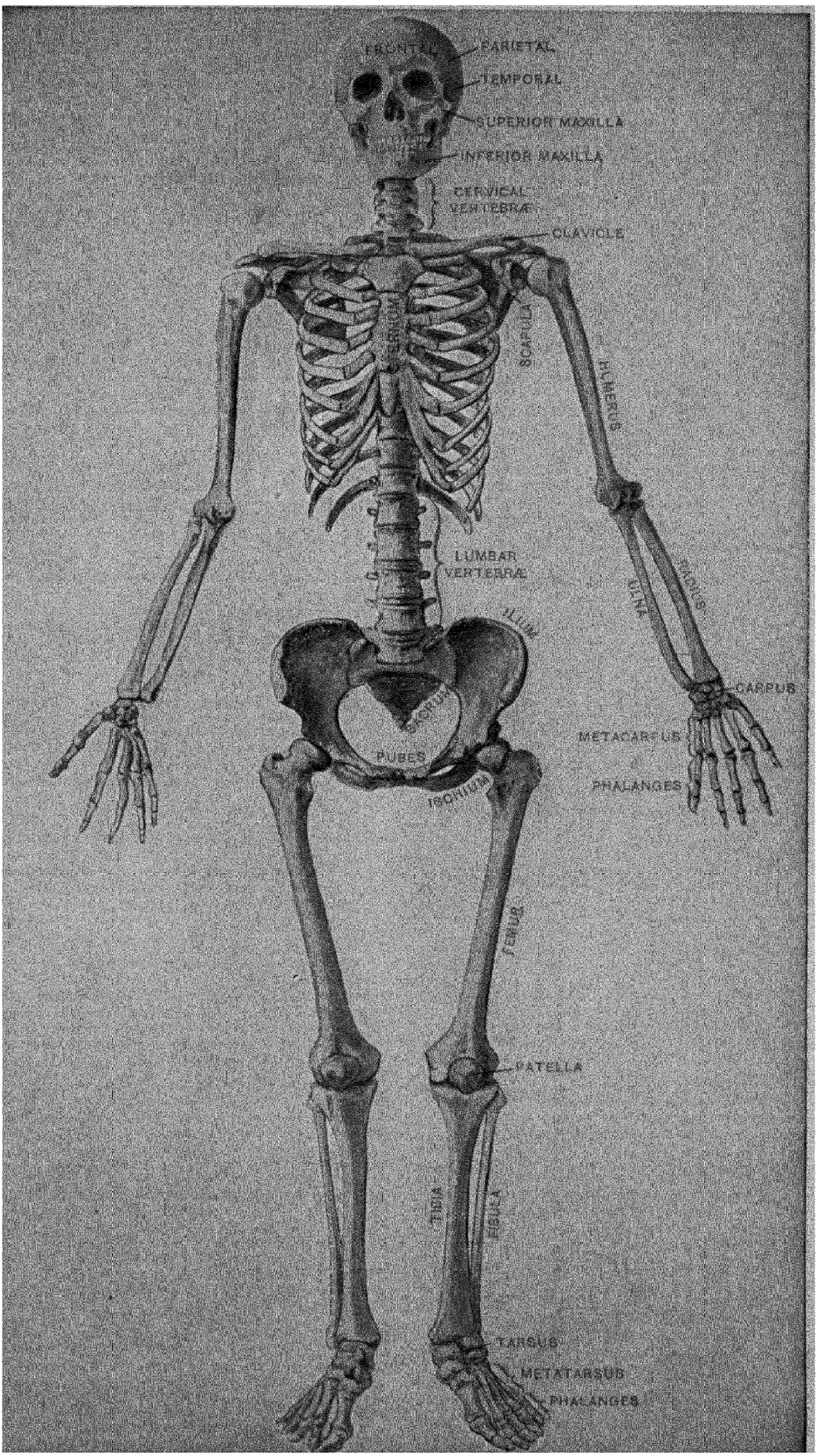
FRONTAL
PARIETAL
TEMPORAL
SUPERIOR MAXILLA
INFERIOR MAXILLA
CERVICAL VERTEBRÆ
CLAVICLE
STERNUM
SCAPULA
HUMERUS
LUMBAR VERTEBRÆ
ULNA
RADIUS
ILIUM
SACRUM
CARPUS
METACARPUS
PHALANGES
PUBES
ISCHIUM
FEMUR
PATELLA
TIBIA
FIBULA
TARSUS
METATARSUS
PHALANGES

skolecitis. For words beginning *sko-*, see those beginning *sco-*.

skookum-chuck (skoo"kum-tchuk') [Chinook jargon for "good waters"]. A salt obtained from the waters of a lake in the state of Washington: used in skin diseases.

skopometer (sko-pom'et-er). An instrument for measuring color, cloudiness, and other optical phenomena of liquids without using standards for comparison.

skotogram, skotograph, etc. See *scotogram, scotograph,* etc.

skull (skul). The bony framework of the head, composed of eight cranial bones and the fourteen bones of the face. The cranial bones are the occipital, two parietal, two temporal, frontal, ethmoid, and sphenoid. The facial bones are the two lacrimal, two nasal, two palate, two inferior turbinate, two superior maxillary, two malar, the vomer, and the inferior maxilla. The ear-bones, or ossicles, are not considered a part of the skull. **natiform s.,** a skull marked by Parrot's nodes, which give it a buttock shape. **s.-cap.** 1 The sinciput or calvarium. 2. Same as *scutellaria.* **steeple-s.,** oxycephaly.

skunk-cabbage (skungk-kab'ij). The fetid araceous marsh plant, *Symplocar'pus fœt'idus,* of North America. Its rhizome is stimulant, antispasmodic, and narcotic. Dose of fluidextract, 10–40 min. (0.666–2.666 c.c.).

S. L. A. Left sacro-anterior position of fetus.

slack of the optic nerve (slak). The surplus length of the optic nerve, permitting a certain amount of play of the ball. It averages $5\frac{6}{10}$ millimeters.

slaked lime (slakt). A white powder obtained by pouring one-half its weight of water on quicklime.

slant (slant) A sloping surface of agar in a test-tube; also a slant-culture **s.-culture,** a bacterial culture in which the test-tube is placed in a slanting position for the agar to solidify

sleep (slēp). A period of rest for the body and mind, during which volition and consciousness are in partial or complete abeyance and the bodily functions partially suspended. The movements of breathing and of the pulse are less frequent than in the waking state; the pupils are also contracted and the secretions partly suspended. **s.-drunkenness.** See *somnolentia* (2d def.). **electric s.,** loss of voluntary movement and presence of general anesthesia induced by the application to the head of a rapidly interrupted electric current. **paroxysmal s.,** narcolepsy. **temple s.** Same as *incubation,* 2d def. **twilight s.** (Gauss), a condition of light anesthesia marked by mental subconsciousness, produced by the hypodermic administration of morphin and scopolamin. In this state the patient, while responding to pain, does not retain it in her memory. It is employed in the conduct of labor. Called also *scopolamin-morphin anesthesia* **s.-walking,** somnambulation.

sleeping-disease (sle'ping-). Narcolepsy.

sleeping-sickness. See *Congo trypanosomiasis,* under *trypanosomiasis.*

slide (slīd). A glass plate on which objects are placed for microscopic examination.

sling (sling). A bandage or suspensory for supporting a part. **s. of the lenticular nucleus,** a tract of nerve-fibers passing beneath the optic thalamus to enter the lenticular nucleus. Called also *ansa nuclei lenticularis.*

slippery-elm. See *Ulmus.*

slobbering (slob'er-ing). An abnormal flow of saliva in animals.

sloe (slo). See *Prunus spinosa.*

slough (sluf). A mass of dead tissue in or cast out from living tissue.

sloughing (sluf'ing). The formation or separation of a slough.

slows (slōz). Same as *trembles.*

S. L. P. Left sacroposterior position of fetus.

Sluder's method or operation (slu'derz) [Greenfield *Sluder,* American laryngologist, born 1865]. Removal of the tonsil along with its capsule. **S's neuralgia,** neuralgia of the splenopalatine ganglion.

sludge (slujh). The more or less solid matter which settles out of sewage. **activated s.,** sludge from well aerated sewage, which, being well supplied with oxidizing bacteria, ensures the presence of sufficient oxidizing organisms to activate the next tankful of sewage **dewatered s.,** sludge from which the water has been removed by drying or pressing

Sm. The symbol for *samarium.*

smalarina (smal-ar-i'nah). A mercury preparation, $C_9H_{13}O_7N_4HgSb$: used in the treatment of malaria.

small intestine (smawl). See *intestine.*

smallpox (smawl'poks) See *variola* **inoculation s.,** the direct, purposeful transfer of variola virus from a patient to a well person, usually a child It was widely practised before the advent of vaccination. **milk s.,** amaas.

smartweed. See *Polygonum.*

smear-culture (smēr'kult-yur). See under *culture.*

Smee cell (smee) [Alfred *Smee,* English surgeon, 1818–1877]. See under *cell.*

smegma (smeg'mah) [Gr. σμῆγμα soap]. A thick, cheesy, ill-smelling secretion found under the prepuce and around the labia minora. Called also *smegma præputii.* **s. clitor'idis** [B N A], the thick, cheesy secretion of the glands of the clitoris. **s. embryo'num,** the vernix caseosa. **s. præpu'tii** [B N A]. See *smegma.*

smell-brain. The rhinencephalon.

Smellie's scissors (smel'ēz) [William *Smellie,* British obstetrician, 1697–1763]. See *scissors.*

smelting-house smoke. Crude arsenious acid.

smilacin (smi'las-in) [Gr σμιλάκινος pertaining to smilax]. 1. A poisonous glucosid, $C_{18}H_{30}O_6$, from sarsaparilla 2. A precipitate or concentration prepared from sarsaparilla

Smilax (smi'laks) [L.; Gr. σμῖλαξ bindweed]. A genus of climbing smilaceous plants. The roots of various tropical American species are known as sarsaparilla (q. v.) China-root, the rhizome of *S. chi'na,* an Asiatic species, is used like sarsaparilla. **S. pseudo-chi'na,** the bamboo-brier of North America, is said to be more efficacious than the imported sarsaparillas in the treatment of syphilis. Dose of fluidextract, 30–120 min. (2–8 c.c.).

Smith's disease [Eustace *Smith,* London physician, 1835–1914]. Mucous colitis. **S's sign.** See under *sign.*

Smith's fracture [Robert William *Smith,* Irish surgeon, 1807–1873] See *fracture.*

Smith's operation [Henry *Smith,* English surgeon in India]. See under *operation* (2d def.).

Smith's phenomenon [Theobald *Smith,* American pathologist, born 1859]. See *Theobald Smith phenomenon,* under *phenomenon.*

Smith's test [Walter George *Smith,* contemporary Irish physician]. See under *tests.*

Smith-Pitfield method [John Blackburn *Smith,* contemporary English surgeon; Robert L. *Pitfield,* American physician, born 1870]. See under *stains* and *staining.*

S. M. O. Abbreviation for *Medical Officer of Schools.*

smokers' cancer. See *cancer.*

smudging (smuj'ing). A defect of speech in which the difficult consonants are omitted.

smut. See *ustilago* and *urocystis.*

Sn. The symbol of *tin* [L. *stan'num*].

S. n. Abbreviation for L. *secun'dum natu'ram*, according to nature.

snakeroot (snāk-root). See *Cimicifuga, senega,* and *serpentaria.* **button-s.**, the North American plant, *Lia'tris spica'ta:* diuretic and deobstruent; used in nephritis, gonorrhea, and leukorrhea. Dose of fluidextract of root, ½–2 fl.dr. (2–8 c.c.). **Canada s.** See *Asarum.* **senega s.**, Polygala. **Texas s.**, Aristolochia reticulata. **Virginia s.**, Aristolochia serpentaria. **white s.**, Eupatorium urticæfolium.

snap-finger (snap'fin-ger). See *finger.*

snare (snair). A wire loop or noose for removing polypi and tumors, being placed around them and tightened so as either to cut them off at the base or to tear them out by the roots. **cold s.**, a snare that has not been heated. **hot s.**, a wire snare heated by a galvanic current, and used to burn off growths. Called also *galvanocaustic s.* **Jarvis's s.**, a wire snare operated by a screw in the handle.

sneeze (snēz). 1. To expel air forcibly and spasmodically through the nose and mouth. 2. A sudden violent and audible expiration through the mouth and nose.

Snell's law [Simeon *Snell*, English ophthalmologist, 1851–1909]. See under *law.*

Snellen's type (snel'enz) [Hermann *Snellen*, ophthalmologist in Utrecht, 1834–1908]. See *test-type.*

snore (snōr). 1. To breathe noisily in sleep or coma. 2. A noisy breathing in sleep or coma; stertor.

snow-blindness (sno-). See *blindness.*

snow, carbon dioxid. The snow formed by the rapid evaporation of liquid carbon dioxid. It gives a temperature of about 110° below zero, producing instant freezing of the skin when applied. It is used locally in various skin diseases.

snowflake (sno'flāk). The *Leuco'ium ver'num;* an old-world amaryllidaceous plant. emetic and poisonous.

snuff (snuf). Any medicinal or errhine powder to be inhaled into the nose. **catarrh s.**, a powder used by insufflation for coryza. **niopo s.** See *parica.*

snuffles (snuf'flz). A catarrhal discharge from the nasal mucous membrane in infants, generally in congenital syphilis.

SO_2. Sulphur dioxid.

soamin (so-am'in). Sodium para-aminophenylarsenate, a proprietary preparation used like atoxyl in protozoal diseases, especially in syphilis.

soap (sōp) [L. *sa'po*]. Any compound of one or more fatty acids, or their equivalents, with an alkali. See *sapo.* Soap is detergent, and is much employed in liniments, enemata, and in making pills. It is also a mild aperient and antacid. See also under *sapo, emplastrum, linimentum,* etc. **animal s.**, sapo domesticus. **arsenical s.**, a soap containing arsenic: used in taxidermy to preserve skins. **s.-bark.** See *quillaja.* **carbolic s.**, a disinfectant soap containing 10 per cent. of carbolic acid. **Castile s.**, a hard soap, either white or mottled, prepared from olive oil and soda. **curd s.**, sapo domesticus. **green s.** See *sapo viridis.* **guaiac s.**, a resin of guaiacum saponified with liquor potassæ. **hard s.** Same as *soda s.* **McClintock's s.**, a disinfectant soap containing an active mercury salt. **potash s.** See *soft s* **soda s.**, soap made from soda and olive oil Called also *hard s.* **soft s.**, a liquid soap made from potash and some oil. The official sapo mollis is made from cottonseed oil. It is used as a detergent and stimulant. Called also *potash s.* and *green s.* **Starkey's s.**, a soap made of potassium carbonate, turpentine oil, and Venice turpentine in equal parts. **superfatted s.**, a soap having an excess of fat over that necessary to neutralize all the alkali. **zinc-s.**, a soap containing zinc oxid or zinc sulphate: for use as an ointment or plaster.

sob (sob). A short convulsive inspiration, attended with contraction of the diaphragm and spasmodic closure of the glottis.

socaloin (so-kal'o-in). A variety of aloin, $C_{15}H_{16}O_7$, from Socotrine aloes: said to be identical with zanaloin.

socia parotidis (so'she-ah pa-rot'id-is) [L. "companion of the parotid"]. A detached part or exclave of the parotid gland.

sociology (so-se-ol'o-je) [L *so'cius* fellow + Gr. λόγος treatise]. The science of social relations and phenomena.

socket (sok'et). A hollow, or depression, into which a corresponding part fits. **tooth s.**, the cavity in which the root of a tooth rests; an alveolus.

Socotrine aloes (sok'o-trēn) [*Socotra*, an island in the Indian Ocean]. See under *aloes.*

soda (so'dah). Sodium hydrate, or hydroxid, NaOH (caustic soda); also sodium carbonate, Na_2CO_3 (washing soda), or bicarbonate, $NaHCO_3$ (baking soda). **baking s.**, sod um bicarbonate. **caustic s.**, sodium hydroxid. **chlorinated s.**, a mixture of sodium chlorid and sodium hypochlorite. Its aqueous solution (*Labarraque's solution*) is used as a disinfectant and deodorizer and as an application to foul ulcers. **s. cum cal'ce**, an escharotic preparation of equal parts of sodium hydroxid and lime. **s.-lime**, a mixture of lime and soda used for absorbing carbon dioxid or water. **s. soap.** See *soap.* **washing s.**, sodium carbonate. **s.-water**, carbonic acid water; water impregnated with carbon dioxid.

sodiarsphenamin (so-di-ars-fen'am-in). Sodium arsphenamin. See *arsphenamin.*

sodic (so'dik). Containing soda or sodium

sodii (so'de-i). Latin for genitive of *sodium.*

sodiocitrate (so"de-o-sit'rāt). A citrate of sodium and another element.

sodiotartrate (so"de-o-tar'trāt). A tartrate of sodium and another element

sodium (sō'de-um). A soft, white, alkaline metallic element; symbol, Na; atomic weight, 23; specific gravity, 0.972. It is univalent and has a strong affinity for oxygen and other non-metallic elements. **s. acetate**, a compound, CH_3COONa: used as a diuretic. Dose, 15–60 gr. (1–4 gm.). **s. acetylsalicylate.** See *hydropirin.* **s. acetylsulphanilate**, a white, crystalline substance: antipyretic. **acid s. borate**, antipyonin. **acid s. phosphate.** See *sodium biphosphate.* **acid s. sulphosalicylate**, a salt in colorless crystals, $C_6H_3(OH)CO_2HSO_3Na$: used in the treatment of rheumatism. **s. aminophenylarsenate**, a colorless, tasteless, powder: used in syphilis and protozoan diseases. **s. anilin-arsenate.** Same as *atoxyl.* **s. anisate**, a hygroscopic, microcrystalline powder, $CH_3.O.C_6H_4CO.ONa.-\frac{1}{2}H_2O$: antiseptic and antipyretic. Dose, 15 gr. (1 gm). **s. antimony thioglycollate**, an organic compound of antimony, $CO_2.CH_2S.Sb.S-CH_2COONa$ used in the treatment of granuloma inguinale. **s. antimonyl tartrate**, a compound used in the treatment of trypanosomiasis. **s. arsanilate.** See *atoxyl.* **s. arsenate**, $Na_2HAsO_4 + 7H_2O$. Dose, $\frac{1}{64}$–$\frac{1}{12}$ gr. (0.001–0.005 gm.); of solution (*liquor*), 2–15 min. (0.133–1 c.c.). **s. arsenotartrate**, used in skin diseases, intermittent fever, etc. **s. aurate**, $NaAuO_2$: used as an antiseptic in 0.5 per cent. solution. **s. aurochlorid**, gold and sodium chlorid, $AuCl_3.NaCl + 2H_2O$, a yellow powder: antisyphilitic. Dose, ¼–1 gr. (0.016–0.066 gm.). **s. aurothiosulphate.** See *sanocrysin.* **s. benzoate**, a compound, $C_6H_5.CO_2Na$: used as an antilithic in gout and rheumatism, and as an antiseptic in diphtheria,

etc. Dose, 5–15 gr. (0.333–1 gm.). **s. benzosulphimid,** the sodium salt of saccharin. **s. benzoylsulphonate,** a sodium salt of saccharin, $C_6H_4(CO)SO_2NNa + 2H_2O$. It is more soluble in water than saccharin and its uses are those of saccharin. **s. bicarbonate,** or baking soda, $NaHCO_3$: used as an antacid and antirheumatic, and in dyspepsia, rheumatism, gout, diabetes, etc Dose, 5–30 gr. (0.333–2 gm.); of *li'quor so'dæ effervescens*, 2–8 fl.oz. (60–250 c.c.). **s. biphosphate,** $NaH_2PO_4.H_2O$, used to render the urine acid. **s. bismuth citropyroborate,** a salt in glistening leaflets: serviceable in dyspepsia and gastralgia. **s. bisulphate,** $NaHSO_4$· used as an antiferment, internally and externally. Dose, 3–10 gr. (0.2–0 666 gm.). **s. bisulphite,** $NaHSO_3$. It is used as an antiseptic. **s. biurate** exists in certain gouty deposits. **s. borate.** See *borax*. **s. borate, neutral,** an antiseptic used for wounds and for eye diseases. See *antipyonin*. **s. borobenzoate,** an antiseptic and antilithic; composed of 3 parts of sodium borate, mixed with sodium benzoate. **s. bromid,** NaBr, a substance in white or colorless crystals· used in epilepsy, hysteria, and as a hypnotic sedative. Dose, 5–30 gr. (0.333–2 gm). **s. cacodylate,** an arsenical remedy, $(CH_3)_2AsO.ONa$, dimethyl arsenate, in the form of a white, amorphous powder, soluble in water. It is used in tuberculosis, anemia, malaria, psoriasis, syphilis, etc. Maximum daily dose, 1–3 gr. (0.065–0.2 gm.), hypodermically. **s. caffein-sulphonate.** The same as *symphorol*. **s. cantharidate,** a preparation of sodium hydroxid and cantharidin: in solution it is used subcutaneously in tuberculosis. **s. carbonate,** washing soda, $Na_2CO_3 + 10H_2O$, a salt in large, colorless crystals; antacid, antirheumatic, and irritant· used internally and externally in the form of baths. Dose, 5–20 gr. (0.333–1 333 gm.). **s. carbonate, dried,** the foregoing salt deprived of its water of crystallization. Dose, 5–15 gr. (0.333–1 gm). **s. carbonate, monohydrated,** $Na_2CO_3 + H_2O$. **s. chlorate,** $NaClO_3$, a salt in colorless crystals: detergent and alterant. Dose, 5–20 gr. (0 333–1.333 gm.); of solution (*liquor*), 10–60 min. (0.666–4 c.c.). **s. chlorid,** common salt, NaCl, a white, crystalline compound, soluble in water. It is a necessary ingredient of the human body, and consequently of food. Its properties are similar to those of potassium chlorate. A 0.75-0 90 per cent. solution (*physiologic salt solution*) is used for intravenous and other injections in hemorrhage and cholera, as a local application in rhinitis, conjunctivitis, etc., and as a preservative for microscopic specimens. Dose, 10–60 gr. (0.666–4 gm). **s. chloroborate,** a white, crystalline, antiseptic agent. **s. cinnamate,** a white, crystalline agent, $NaC_9H_7O_2$, soluble in water, and used in the treatment of tuberculosis. Dose, ½–1 gr. (0.02–0.065 gm.). **s. citrate,** a white, crystalline salt, $2Na_3C_6H_5O_7 + 11H_2O$: purgative and antacid. Dose, 10–15 gr. (0 65–1 gm.). It is an ingredient of *so'dii citrotartra'tis effervescens*. **s. citrobenzoate,** a white powder used in the treatment of asthma and bronchitis. **s. citrophosphate.** See *melachol*. **s. copaivate,** a salt: used like copaiba. **s. cresylate,** an alkaline antiseptic salt. **s. cyanid,** a powder soluble in water, NaCN: used like potassium cyanid. **s. diaphthalate,** a disinfectant substance. **s. dibromomercurate,** a soluble mercurial compound, $HgBr_2.2NaBr$: used hypodermically in syphilis. **s. diiodosalicylate,** $OH.C_6H_2I_2.COONa$, an analgesic, antipyretic, and antiseptic agent, in white, scaly crystals. Dose, 8–15 gr. (0.5–1 gm.). **s. dimethylarsenate.** Same as *s. cacodylate*. **s. dioxid, s. peroxid,** a white powder, Na_2O_2: used in dentistry as an antiseptic. **s. diphosphate.** See *sodium biphosphate*. **s. dithiosalicylate.** 1. A yellowish antiseptic powder: it is used externally, chiefly in veterinary practice. 2. A gray, antiseptic powder: useful in rheumatism. Dose, 3–15 gr. (0.2–1 gm.). These two salts represent two of the nine dithiosalicylic acids. **s. ethylate,** a white powder, CH_3CH_2ONa: used externally in the treatment of lupus and psoriasis. **s. ethylsulphate,** a salt in crystalline plates, $NaC_2H_5SO_4$: cathartic. **s. fluorid.** Same as *fluorol*. **s. fluosilicate.** See *s. silicofluorid*. **s. formate,** a white, crystalline substance, $H.CO.ONa.H_2O$, soluble in water and glycerin. It is used by injection in surgical tuberculosis. Dose, ⅔–1½ gr. (0.025–0.08 gm.). **s. glyceroborate,** an effective and non-poisonous disinfectant. **s. glycerophosphate,** a nerve-tonic salt, $C_3H_5(OH)_2PO_2(ONa)_2 + 7H_2O$; also a solution of the same. Dose, 3–4 gr. (0.20–0.26 gm.). **s. glycocholate,** a cholagogue salt, $C_{26}H_{42}NO_6Na$, obtained from bile. **s. guaiacol-carbonate, s. methylsalicylate,** a white, antirheumatic powder. **s. gynocardate,** a yellowish-white powder: used in leprosy. Dose, 15–30 gr. (1–2 gm.). **s. hippurate,** a uric-acid solvent. Dose, 5–15 gr. (0.3–1 gm.). **s. hydrate, s. hydroxid,** soda; a hard, white solid, NaOH, soluble in water. It is strongly alkaline and caustic. It is used as a caustic and as an antacid. Dose of *li'quor so'dæ*, 5–30 min. (0.333–2 c.c.). **s. hypophosphite,** a salt, $NaH_2PO_2 + H_2O$: used in skin diseases, tuberculosis, and rickets. Dose, 5–20 gr. (0 333–1.33 gm.). **s. hyposulphite,** $Na_2S_2O_3 + 5H_2O$, a salt in colorless prisms or plates, mostly used in skin diseases. Dose, 6–20 gr. (0.333–1.333 gm.). **s. indigotindisulphonate,** indigocarmin, the sodium salt of indigotindisulphonic acid, $C_{16}H_8O_2N_2(SO_2ONa)_2$, a blue powder or purple mass used as a stain in histology and as a test for sugar. **s. iodate,** $NaIO_3$, a salt used as an alterative, especially in diseases of the mucous surfaces **s. iodid,** NaI, a binary haloid in colorless crystals· used in syphilis, rheumatism, hepatic diseases, etc. Dose, 5–15 gr. (0.333–1 gm.); of solution (*liquor*), 5–30 min. (0.333–2 c.c.). **s. kakodylate.** See *s. cacodylate*. **s. kussinate,** a whitish-yellow, amorphous salt, $NaC_{31}H_{37}O_{10}$: used to expel tapeworms. **s. lygosinate,** a greenish, crystalline compound, $C_{17}H_{12}O_3Na_2 + 7H_2O$, the sodium salt of dioxydibenzol acetone: used in 3 to 8 per cent. solution in gonorrhea. **s. metaoxycyanocinnamate.** See *zimphene*. **s. metavanadate,** a very poisonous vanadium salt, $NaVO_3$. Its use stimulates nutrition and improves the appetite. used in anemia, neurasthenia, diabetes, and tuberculosis. Daily dose, 1–5 gr. (0.065–0.33 gm.). **s. methylarsenate.** See *arrhenal*. **s. methylsulphate,** a colorless crystalline cathartic salt, $NaO.SO_2.OCH_3$. **s. monosulphate,** a salt, Na_2SO_4, recommended for lead-poisoning. **s. morrhuate,** a salt used in the treatment of leprosy and tuberculosis. **s. naphtholate.** Same as *microcidin*. **s. nitrate,** Chili saltpeter, $NaNO_3$, a compound with purgative properties, sometimes administered for dysentery. Dose, 8–40 gr. (0.5–2.5 gm.). **s. nitrite,** a white, crystalline salt, $NaNO_2$: used in angina pectoris, epilepsy, atony, and other functional disorders of the bladder. Dose, ½–3 gr. (0.033–0.2 gm.). **s. nucleinate,** a white powder: employed in puerperal infections; also in pneumonia and in the diagnosis of tuberculosis. Dose, 30–45 gr. (2–3 gm.). **s. oleate,** the sodium salt of oleic acid, $NaC_{18}H_{33}O_2$, used in laxative pills: said to have useful action on the biliary tract. **s. ossalinate,** a salt of an acid obtainable from ox-marrow. used like cod-liver oil. **s. oxyalphanaphtholate,** a white powder, $C_{10}H_6OH.COONa$: antiseptic and antipyretic. **s. paracresotate,** a bitter, colorless, crystalline powder, the sodium salt of oxytoluic acid, $CH_3.C_6H_3(OH).COONa$: used in acute rheumatism. Daily dose 45–90 gr. (3–6 gm.). **s. parafluorbenzoate,** a white powder: used internally for lupus, with great caution. **s. perborate,** a compound, $NaBO_3.4H_2O$, formed by treating sodium peroxid with boric acid. On dissolving the substance in water dioxid of hydrogen is generated. **s. peroxid,** Na_2O_2, a white powder

soluble in water in which it liberates oxygen. **s. persulphate,** a compound, $Na_2S_2O_8$, having tonic and antipyretic properties. As it liberates oxygen easily, it is used in 3 to 5 per cent. solution as a dressing for ulcer, lupus, etc.; also by intravenous injection in the treatment of tetanus. **s. phenolsulphonate.** Same as *s. sulphocarbolate.* **s.-phenol sulphoricinate,** a caustic liquid employed in the treatment of diphtheria. **s. phenosuccinate,** a white powder. antipyretic and antineuralgic. Dose, 7½–46 gr. (0.5–3 gm.). **s. phosphate,** a salt, $Na_2HPO_4 + 12H_2O$: used as an aperient and cholagogue in diarrhea, jaundice, scrofula, rickets, etc. Dose, 5–30 gr. (0.3–2 gm.). **s. phosphate, effervescent,** a dry granular mixture of exsiccated sodium phosphate, sodium bicarbonate, tartaric acid, and citric acid. It liberates carbon dioxid in water. **s. phosphate, exsiccated,** the anhydrous salt, Na_2HPO_4. **s. and potassium tartrate.** See under *potassium.* **s. pyroborate.** See *borax.* **s. pyrophosphas, s. pyrophosphate,** $Na_4P_2O_7 + 10H_2O$, a salt in colorless prisms: used in pharmacy. Dose, 5–20 gr. (0.3–1.33 gm.). **s. quadriurate** exists in certain samples of gouty urine. **s. salicylate,** a white, crystalline salt, $OH\,C_6H_4\,COONa$ antirheumatic, and used like salicylic acid. Dose, 2–10 gr (0.133–0.666 gm.). **s. santoninate,** a vermicide remedy, effective, but said to be dangerous. used in eye diseases to stimulate the visual powers. Dose, 2–8 gr. (0.13–0.5 gm.). **s. silicate,** Na_2SiO_3· antiseptic. Its aqueous solution (liquid glass) hardens to a glass-like solid, and is used in preparing immovable surgical dressings. **s. silicofluorid,** a white, crystalline, antiseptic substance, Na_2SiF_6. It is used as an antiseptic, deodorant, and styptic in wounds, carious teeth, cystitis, gonorrhea, etc., in a 1 : 500 solution. **s. sozoiodolate,** a white, crystalline powder, $C_6H_2I_2OH\,SO_3Na + 2H_2O$. antiseptic, and is used internally and subcutaneously in phthisis. Dose, internally, 4–8 gr. (0.25–0.5 gm.). **s. stearate,** $CH_3(CH_2)_{16}COONa$, a white soapy powder. used in skin diseases. **s. succinate,** a compound, $(CH_2.CO.ONa)_2$: used in catarrhal jaundice. Dose, 5–15 gr. (0.3–1 gm.). **s. sulphanilate,** a salt in white plates, $C_6H_4NH_2.SO_3NaO.2H_2O$· used in acute nasal catarrh. **s. sulphate,** Glauber's salt· a white, efflorescent salt, $Na_2SO_4 + 10H_2O$: purgative. Dose, 5–20 gr. (0.333–1.333 gm.). **s. sulphite,** a salt in white crystals, $Na_2SO_3 + 7H_2O$: an antiferment. Dose, 5–20 gr. (0.333–1.333 gm.). **s. sulphite, exsiccated,** the anhydrous salt, Na_2SO_3. **s. sulphobenzoate,** a compound, $ONa\,SO_2.C_6H_4.CO.ONa$· used as a urinary antiseptic. Dose, 15–30 gr. (1–2 gm.). **s. sulphocaffeate.** See *symphorol.* **s. sulphocarbolate,** a salt, $OH.C_6H_4.SO_2.ONa + 2H_2O$, in white or colorless prisms: antiseptic and antifermentative. Dose, 8–30 gr. (0.518–2 gm.). **s. sulphoichthyolate,** a dark brown, tarry substance used like ichthyol. **s. sulphoricinate.** See *polysolveol.* **s. sulphosalicylate,** a white, crystalline, astringent powder, $C_6H_3(OH)\langle^{COOH}_{SO_3Na}$, soluble in water, and used as an antirheumatic like the salicylate. Dose, 2–10 gr. (0.133–0.66 gm.). **s. sulphovinate,** a white purgative salt, sodium ethyl sulphate, $O.C_2H_5.SO_2.ONa.H_2O$. Dose, 5 dr. (19 gm.). **s. sulphurosobenzoate,** a colorless, liquid salt, a non-toxic antiseptic for external use. **s. taurocholate,** the sodium salt of taurocholic acid: used to stimulate biliary secretion. Dose, 2–6 gr. (0.13–0.4 gm.). **s. tellurate,** used in the night-sweats of tuberculosis. Dose, ⅛–½ gr. (0.01–0.02 gm.). **s. tetraborate.** See *borax.* **s. tetraiodophenolphthalein.** See *tetraiodophthalein.* **s. thiolinate,** a soluble preparation of thiolin and soda: used like ichthyol in skin diseases. **s. thiophenate,** a white, antiseptic and antipruritic powder, $SNa\,C_6H_4.SO_2.ONa$: used in ointments for prurigo. **s. thiophene-sulphonate,** a white, crystalline salt, $SC_4H_3.SO_3.ONa$. **s. thiosulphate,** a material used in various chemic tests. Same as *s. hyposulphite.* **s. trioxybismutho benzoate,** a soluble aromatic compound of bismuth containing about 50 per cent. of bismuth. Dose of a 20 per cent solution intramuscularly, 30–45 min. (2–3 c.c.). **s. triphenylrosanilin,** alkal blue. **s.-tumenol sulphonate,** a dry, dark colored powder· used in the treatment of skin diseases. **s. valerianate,** a white, crystalline salt, $NaC_5H_9O_2$: a nerve stimulant and antispasmodic. Dose, 1–5 gr. (0.065–0.33 gm.). **s. vanadate,** used in anemia, diabetes, tuberculosis, neurasthenia. Subcutaneous dose, $\frac{1}{60}$ gr. (0.001 gm.); daily dose by the mouth, $\frac{1}{30}$ gr. (0.002 gm.).

sodokosis (so-do-ko'sis). Rat-bite fever. See under *fever.*

sodoku (so'do-koo). Japanese name for rat-bite fever.

sodomist (sod'o-mist). One who practises sodomy.

sodomite (sod'om-it). Sodomist.

sodomy (sod'o-me) [after the city of *Sodom*]. Copulation between males by the anus.

sodophthalyl (so-do-thal'il). Disodoquinone phenolphthalein used as a laxative.

sodor (so'dor). The trade name for steel capsules containing liquid carbonic acid used for impregnating beverages with carbonic acid.

Soemmering's spot (sem'er-ingz) [Samuel Thomas von *Soemmering*, physician in Frankfurt-am-Main, 1755–1830] The macula lutea.

sofos (so'fos). A proprietary mixture of sodium dihydrogen phosphate and sodium hydrogen carbonate rendered stable by coating the particles of one of the constituents with 2 per cent sugar. When treated with water, sodium phosphate is formed and carbon dioxid is set free.

softening (sof'en-ing). The process of becoming soft; malacia; any morbid process of becoming soft, as of the brain or spinal cord, or of the vascular coats. **anemic s.,** disintegration of brain-matter from deficient blood-supply. **s. of the brain.** 1. A popular designation for progressive dementia with general paresis. 2. True softening of the brain-substance; encephalomalacia **colliquative s.,** softening in which the tissues become liquefied. **gray s.,** a stage in which the fat produced by degeneration has been more or less absorbed. **green s.,** a stage in which there is green pus present in the degenerated spot. **hemorrhagic s.,** softening of a part due to hemorrhage into it. **inflammatory s.,** a form of red softening due to inflammation **mucoid s.,** myxomatous degeneration. **pyriform s.** Same as *yellow s.* **red s.,** softening of a patch or of patches of brain substance, with local redness due to congestion. **s. of the stomach,** gastromalacia; softening of the stomach-walls due to an extremely acid condition of its contents· the condition is usually seen after death. **white s.,** the stage next following yellow softening, in which the spot has become white from the presence of fatty deposit. **yellow s.,** the second of the three stages of the myelic process, characterized by fatty degeneration; the stage following red softening, in which the patch has become yellow as a result of degenerative changes.

soil-disease (soil). Any disease caused by exhalations from decaying matter in the soil.

soja bean (so'yah). See *soy bean.*

sokodu (so-ko'doo). The Japanese name for rat-bite fever.

sokosha (so-ko'sha). The Japanese name for rat-bite fever.

Sol. Abbreviation for *solution.*

sol (sol). 1. A colloidal solution in which the mixture is liquid. See *gel.* 2. An abbreviation for *solution.*

solæsthin (so-les'thin). A proprietary brand of methylene chlorid for use as an anesthetic.

solandrin (so-lan'drin). An alkaloid from the plant *Solan'dra la'vis*, having properties like those of hyoscin.

solanein (so-lan'e-in). An alkaloid, $C_{45}H_{73}NO_{13}$, from *Solanum dulcamara*.

solangustin (so-lan-gus'tin). A crystalline alkaloid, $C_{33}H_{53}NO_7.H_2O$, from *Solanum angustifolium*.

solanidin (so-lan'id-in). An alkaloid, $C_{15}H_{23}ON$, derived from solanin.

solanin (so'lan-in). A poisonous narcotic substance, $C_{42}H_{75}NO_{12}$, obtainable as a white, opaque, powdery, or crystalline substance from *Sola'num ni'grum* and other solanaceous plants. Dose, ½–1 gr. (0.011–0.066 gm.).

solanoid (so'lan-oid) [L. *sola'num* potato + Gr. εἶδος form] Resembling a raw potato in texture.

solanoma (so-lan-o'mah). A solanoid cancer.

Solanum (so-la'num) [L. "nightshade"]. A genus of herbs and shrubs, including the potato, several of the nightshades, and many poisonous and medicinal species. **S. carolinen'se,** horse-nettle, a plant of the United States. The fluidextracts of the root and berries are used in epilepsy. Dose, 30 min. (2 c.c.). **S. cris'pum.** See *natri*. **S. dulcama'ra.** See *bitter-sweet*. **S. mammo'sum,** the so-called apple of Sodom, a plant of North America, also its homeopathic preparation. **S. olea'ceum,** the jaquerioba, an herb of tropical America; also a homeopathic preparation of its blossoms. **S. tomatillo.** See *natri*. **S. tubero'sum,** the common potato.

solar (so'lar) [L *sola'ris*]. 1. Pertaining to the sun. 2 Noting the great sympathetic plexus and its principal ganglia: so called from their radiating nerves. **s. plexus.** See *plexus*.

solargentum (sol-ar-jen'tum). A form of colloidal silver.

solarium (so-la're-um) [L.]. A sun-parlor; a glass-inclosed room in which sun-baths are taken.

solarize (so'lar-īz) [L. *sol* sun]. To expose to the sun.

solarson (sol-ar'son). A 1 per cent. solution of ammonium heptenchlorarsonate: used as a means of administering arsenic in the treatment of anemia, chlorosis, malaria, neuroses, and dermatoses.

solation (sol-a'shun). The transformation of a gel into a sol.

Soldaini's reagent or **test** (sol-dah-e'nēz) [Arturo *Soldaini*, Italian chemist]. See under *tests*.

soldier's heart. See under *heart*.

sole (sōl) [L. *so'lea; plan'ta*]. The bottom of the foot. **convex s., dropped s.** See *pumiced foot*, under *foot*. **s.-plate,** a mass of protoplasm in which motor nerve-endings are embedded.

solenoid (so'len-oid). A cage in which the patient is placed in arsonvalization.

Solenop'tes capilla'tus. A sucking louse found on cattle.

solestina (so-les-ti'nah). A commercial brand of methylene chlorid.

soleus (so'le-us) [L. "pertaining to the sole"]. See *muscles, table of*.

solferino (sol-fer-e'no). Same as *fuchsin*.

solid (sol'id) [L. *sol'idus*]. 1. Not fluid nor gaseous; not hollow. 2. A substance or tissue not fluid nor gaseous.

Solidago (sol-id-a'go) [L.]. An extensive genus of composite-flowered plants: the golden-rods. *S. virgau'rea*, of Europe and North America, is aromatic and diuretic, and is employed as an astringent vulnerary. Dose of fluidextract, ½–1 fl.oz. (15–30 c.c.).

solidism (sol'id-izm) [L. *sol'idus* solid]. The obsolete doctrine that changes in the solids of the body, such as expansion or contraction, are the causes of every disease.

solidist (sol'id-ist). One who accepts the doctrine of solidism.

solidistic (sol-id-is'tik). Pertaining to solidism or to the solidists.

solitænia (sol-it-e'ne-ah). A brown powder, consisting chiefly of an extract of pomegranate bark and castor oil. used for tapeworm.

solitary (sol'it-a-re) [L. *solita'rius*]. Placed alone; not grouped with others.

sol-lunar (sol-lu'nar) [L. *sol* sun + *lu'na* moon]. Caused by the sun and moon.

soloid (sol'oid). A cone-shaped preparation of compressed drugs. **s. nizin,** tablets each one of which contains 2 gr. (0.13 gm.) of zinc sulphanilate: used as an astringent and antiseptic in gonorrhea.

Solomon's seal (sol'om-unz sēl). A popular name for various plants of the genus *Polygona'tum*. *P. officina'le* is a mucilaginous astringent and vulnerary: used also in rheumatism. It is said to be poisonous in large doses. Dose of fluidextract of root, 1–2 fl.dr. (4–8 c.c.).

solphinol (sol'fin-ol). An antiseptic mixture of borax, boric acid, and alkaline sulphites.

solquinate (sol-kwin'āt). A proprietary antiseptic preparation of oxyquinolin sulphate.

solubility (sol-u-bil'it-e). The quality or fact of being soluble; susceptibility of being dissolved.

soluble (sol'u-bl) [L. *solu'bilis*]. Susceptible of being dissolved.

solubrol (sol'u-brol). A proprietary iodoform substitute.

solurol (sol'u-rol). A trade name for a preparation of nucleotin phosphoric acid. Called also *thyminic acid*

solusin (so-lu'sin). A preparation containing bichlorid of mercury, 1.4 parts; sodium arsenate, 0.5 part; sodium iodid, 24 parts; and water, 100 parts. It is used for intravenous injection.

solute (so-lūt'). A substance dissolved in a solution. A solution consists of a solute and a solvent.

solutio (so-lu'she-o). Latin for *solution*.

solution (so lu'shun) [L. *solu'tio*]. 1. The process of dissolving. 2. A liquid containing dissolved matter in a state of molecular subdivision, the whole forming a homogeneous mixture for the official solutions. See under *liquor*. 3. A loosening or separation See also *contiguity, solution of*, and *continuity, solution of*. **Adams's s.,** a mixture of 100 parts ammoniated alcohol and 110 parts of ether (65°). **alcoholic s.,** a solution in which alcohol is the solvent. **Almén's s.** See *Almén's test*, under *tests*. **ammoniacal silver s.,** add ammonium hydroxid to a 5.2 per cent. solution of silver nitrate until the precipitate formed is redissolved and make the volume up to 2.6 per cent. **ammonium thiocyanate s.,** a solution of such strength (about 1.3 per cent.) that 1 c.c. of it is equal to 1 c.c. of standard silver nitrate solution. **anisotonic s.,** a solution which is not isotonic. **aqueous s.,** a solution in which water is the solvent **arsenical s.** Same as *Fowler's s*. **Barfoed's s.** See *Barfoed's test*, under *tests*. **basic lead acetate s.,** dissolve 180 gm. of lead acetate in 700 c.c. of boiling water, add 110 gm. of finely powdered lead oxid (litharge) and boil one-half hour. Cool. filter, and add water to make 1 liter. **Belloste's s.,** solution of mercurous nitrate. **Beyrnick's s.,** a synthetic culture-medium for the growth of nitrogen-fixing organisms. It contains potassium acid phosphate 1 gm., magnesium sulphate 0.2 gm., sodium chlorid 0.02 gm., 0.1 per cent. solution of ferric sulphate 1 c.c., 0.1 per cent. solution of manganese sulphate 1 c.c., and dextrose 20 gm. in 1000 c.c. of water. **Blett's s.,** solution of ammonium arsenate. **Bondin's s.,** a weak aqueous solution of arsenous acid and wine. **borosalicylic s.,**

Same as *Thiersch's s.* **Boulton's s.**, a mixture of 110 min. of compound solution of iodin, 40 min. of liquefied carbolic acid, 2½ fl.oz. of glycerin, and enough water to make 16 fl.oz. Called also *French mixture.* **buffer s.**, a solution which is able to resist change in its hydrogen-ion concentration by taking up any excess of acid or alkali added to it. **Burnett's s.**, an aqueous solution of zinc chlorid. **Burrow's s.**, alum, 5 parts, and lead acetate, 25 parts, dissolved in 500 parts of water used in the treatment of burns and of eczema. **centinormal s.**, a solution that is one-hundredth part as strong as the normal solution. **Channing's s.**, a solution of the iodids of mercury and potassium. **Christmas's s.** See *phenosalyl.* **cleaning s.**, dissolve 100 gm. of potassium bichromate in 10 per cent. sulphuric acid and make up to 1 liter. **Clemens's s.**, liquor arsenii bromidi, a 1 per cent. solution of the bromid of arsenic. Dose, 1–4 min. (0.066–0.266 c.c.). **Cohn's s.**, a synthetic medium for growing yeast and molds. It contains monopotassium acid phosphate 5 gm. calcium phosphate 0.5 gm., magnesium sulphate 5 gm., and ammonium tartrate 10 gm., in water 1000 c.c. **colloid s., colloidal s.**, a solvent containing minute particles of matter suspended in it. The solvent is called the continuous phase and the suspended matter the disperse phase. Called also *disperse system.* See *dispersoid* and *emulsoid.* **s. of contiguity,** a dislocation, as of the bones of a joint. **s. of continuity,** a break, division, or fracture, as of a bone. **Cutler's s.**, a solution containing equal parts of phenol, tincture of iodin, and chloral hydrate. **Dakin's s.** See *Dakin's fluid,* under *fluid.* **Daufresne's s.**, a modified Dakin's solution: dissolve 200 gm. of bleaching powder in 5 liters of water and make a separate solution of 100 gm. of dry sodium carbonate and 90 gm. of sodium bicarbonate in 5 liters of water; after filtering the two solutions are mixed. **decinormal s.**, a solution having one-tenth the strength of a normal solution. **Delbet's s.**, a solution of 12.1 parts of anhydrous magnesium chlorid in 1000 parts of water: used in irrigating wounds. **deodorant s.**, a solution of zinc sulphate, naphthol, oil of thyme, hypophosphorous acid, and water. **Dobell's s.**, an aqueous solution of sodium bicarbonate, borax, carbolic acid, and glycerin: used as a wash or spray for nasal and throat diseases. **Donovan's s.**, a solution of the iodids of arsenic and mercury used for cutaneous and venereal sores. Dose, 2–10 min. (0.133–0.666 c.c.). See *liquor arsenii et hydrargyri iodidi.* **Dujardin-Beaumetz's s.**, sodium carbonate, 1 part; potassium sulphate, 1 part; sodium lactate, 1 part; sodium phosphate, 0.5 part; sodium chlorid, 3.1 parts, distilled water, 1000 parts: for injection in infectious disease. **Dunham's s.**, a solution of 1 per cent. of peptone and 0 5 per cent. of sodium chlorid in distilled water: used in making the indol test. **Ehrlich's s.**, a basic anilin dye dissolved in anilin oil and water. **Ehrlich-Biondi s.** See under *stain.* **ethereal s.**, a solution in which ether is the solvent. **Farrant's s.**, a mounting preparation used in bacteriologic work: glycerin, water, arsenous acid solution, in equal parts, gum arabic, half a part. **Fehling's s.**, dissolve 34.65 gm. of copper sulphate in water and make up to 500 c.c.; dissolve 125 gm. of potassium hydroxid and 173 gm. of Rochelle salt in water and make up to 500 c.c. For use mix equal parts of the two solutions. **Fischer's s.**, a solution of sodium chlorid, 14 gm., and sodium carbonate, 20 gm., in 1000 c.c. of water: used by rectal or intravenous injection in anuria from Bright's disease and eclampsia. **Flemming's s.**, a strong solution of aconite. **Fowler's s.**, a solution of potassium arsenite, made from 10 gm. of arsenous acid, 20 gm. of potassium carbonate, 30 c.c. of compound tincture of lavender, and enough distilled water to make 1000 c.c. It is a very convenient form for the administration of arsenic. Dose, 3–10 min. (0.2–0.666 c.c.). **Frohmann's s.**, an aqueous solution of cocain hydrochlorate, morphin hydrochlorate, sodium chlorid, antipyrin, and guaiacol: used as a local anesthetic in dentistry. **Gabbet's s.**, a solution containing methylene-blue, 2 gm.; sulphuric acid, 25 c.c., and water, 75 c.c. It is used as a decolorizer and contrast-stain for tubercle bacilli. **Gannal's s.**, solution of aluminum acetate. **Golgi's s.**, a mixture of 1 part of an 8 per cent. solution of potassium bichromate with 2 parts of a 1 per cent. chromic acid solution. **gram-molecular s.**, a solution containing a gram-molecule of the substance to a liter of the solution. **Gram's s.**, iodin 1 part, and potassium iodid 2 parts, dissolved in 300 parts of water: used in Gram's method of staining. **Gulland's s.**, a mixture of 25 c.c. of absolute alcohol, 25 c.c. of ether, and 0.4 c.c. of a 20 per cent. alcoholic solution of corrosive sublimate. **Hall's s.**, solution of strychnin acetate. **Harrington's s.**, a solution for hand disinfection consisting of commercial alcohol (94 per cent.), 640 c.c.; hydrochloric acid, 60 c.c.; water, 300 c.c.; corrosive sublimate, 0.8 gm. **Hayem's s.**, a fluid used in microscopic examination of the blood. It consists of corrosive sublimate, 0.5; sodium sulphate, 5; sodium chlorid, 1; and distilled water, 200. **Hershell's malt extract s.** See *malt extract solution.* **Hubl's iodin s.**, 25 gm. of iodin and 30 gm. of mercury bichlorid in 1 liter of 95 per cent. alcohol. **Huchard's s.**, sodium phosphate, 10 parts; sodium chlorid, 5 parts; water, 100 parts for injection in infectious diseases. **Hühnerfeld's s.**, a solution of glacial acetic acid, 2 c.c.; distilled water, 1 c.c.; and oil of turpentine and alcohol, each, 100 c.c. **hyperosmotic s., hypertonic s.**, a solution having an osmotic pressure greater than that of blood-serum. **hypobromite s.** Solution A: Dissolve 125 gm. of sodium bromid in water, add 125 gm. of bromin, and make up to 1 liter. Solution B is a 22.5 per cent. solution of sodium hydroxid. For use 1 volume of Solution A, 1 volume of Solution B, and 3 volumes of water. **hyposmotic s., hypotonic s.**, a solution having an osmotic pressure less than that of blood-serum. **IKI s.**, any aqueous solution of iodin (I) with the addition of potassium iodid (KI) to render it more soluble. **isomotic s.** Same as *isotonic s.* **isotonic s.**, a solution having an osmotic pressure the same as that of some other solution with which it is compared. An *isotonic salt s.* is an aqueous solution of sodium chlorid (0.9 per cent.) having an osmotic pressure the same as that of the blood-serum. **Javel s.**, a solution of sodium or potassium hypochlorite used as a wound antiseptic and in the purification of water. **Kaiserling's s.**, a solution for preserving morbid tissues, prepared by dissolving 30 gm. of potassium acetate and 10 gm. of potassium nitrate in 750 c.c. of distilled water and adding 300 c.c. of formalin. **Koppeschaar's s.**, a decinormal solution of bromin. used as a test. **Labarraque's s.**, a solution of chlorinated soda containing 2.5 per cent. of available chlorin: disinfectant. See *soda, chlorinated.* **Lang's s.**, a solution of 0.75 gm. of sodium chlorid, 12 gm. of mercury perchlorid, 5 gm. of acetic acid, in 100 c c. of distilled water. **Lange's s.**, a colloidal gold solution, made by adding 5 c.c. of a 1 per cent. solution of gold chlorid and 5 c.c. of a 2 per cent. solution of potassium carbonate to 500 c.c. of hot distilled water. This mixture is heated to the boiling-point and then there is added 5 c.c. of a 1 per cent. solution of formalin, the whole being shaken until it has a clear red color. **Leary's s.**, an antiseptic mouth-wash consisting of an aqueous solution containing 1 per cent. of iodin and 2 per cent. of potassium iodid. **Locke's s.**, a solution of sodium chlorid, 0.9 per cent.; calcium chlorid, 0.024 per cent.; potassium chlorid, 0.042 per cent.; sodium bicarbonate, 0.01 to 0.03 per cent.; and glucose, 0.1 per cent. It is used in physiologic experiments to keep the mammalian heart beating. **Locke's s. (citrated),** sodium chlorid, 9.2 gm.; potassium

chlorid, 0.5 gm.; calcium chlorid, 0.1 gm.; sodium citrate, 10 gm.; and distilled water to 1000 c.c. After autoclaving the reaction is adjusted to PH 7.4. **Löffler's s.**, a solution of toluol and iron in alcohol: used locally in diphtheria. See *Löffler's method*, under *stain*. **Lugol's s.**, the official compound solution of iodin (liquor iodi compositus, U. S. P.), containing iodin 5, potassium iodid 10, distilled water to make 100. Dose, 1–10 min. (0.066–0.666 c.c.). **Magendie's s.**, a solution of 16 gr. of morphin sulphate in 1 fl oz. of water: used for hypodermic injection. **malt extract s.**, a 2½ per cent. solution of malt extract in water clarified and sterilized for use as a bacteriologic culture-medium. **Mandl's s.**, a solution used locally in chronic catarrh, consisting of 5 gr. iodin, 10 gr. potassium iodid, 2 min. phenol, and ½ oz. glycerin. **Mathieu's s.**, sodium sulphate, 6 parts; sodium phosphate, 4 parts; sodium chlorid, 1 part; glycerin, 20 fluid parts; water, 100 fluid parts: for injection in infectious diseases. **Mayer's s.**, a solution of 1 part each of potassium phosphate, magnesium sulphate, and calcium phosphate in 200 parts of water: a bacterial culture liquid. **McDonald's s.**, a solution for sterilizing the hands and the skin of the abdomen consisting of acetone 40 parts, denatured alcohol 60 parts, and pyxol 2 parts. **Mencière's s.** See *Mencière's mixture*, under *mixture*. **Mitchell's s.**, a solution of ¾ gr. of cocain and $\frac{1}{100}$ gr. of adrenalin in 50 c.c of normal salt solution, and another in 100 c.c. of salt solution; the first is used in anesthesia and nerve-blocking; the second, for general infiltration of the tissues. **molal s., molar s.**, a solution containing 1 mol. (gram molecule) of the solute in 1 liter of the solution. **molecular disperse s.**, a true solution or a system in which the dispersed particles have a diameter of about 0.1 micromicron. **molybdate s.**, dissolve 100 gm. of molybdic acid in 144 c.c. of ammonium hydroxid (specific gravity 0.90), and 271 c.c. of water. Then add slowly 489 c.c. of nitric acid (specific gravity 1.42) and 1148 c.c. of water. **Monsel's s.**, a styptic solution of basic ferric sulphate or subsulphate; liquor ferri subsulphatis. **Naegeli's s.**, a synthetic culture-medium for growing yeasts and molds. It contains dibasic potassium phosphate 1 gm., magnesium sulphate 0.2 gm., calcium chlorid 0.1 gm., and ammonium tartrate 10 gm., in 1000 c.c. of water. **Nessler's s.** Same as *Nessler's reagent*, under *reagent*. **nitrate s.**, a bacteriologic culture-medium consisting of peptone 10 gm., potassium nitrate 10 gm., and water 1000 c.c. **normal s.**, one which contains in each liter 1 gm. of (acid) hydrogen or enough of the reagent to unite with or replace 1 gm. of hydrogen. **normal salt s.** See *saline s.* **normal toxin s.**, a diphtheric toxin-bouillon which contains one hundred toxin units. **nuclear s.**, breaking up of a cell nucleus; caryolysis. **Ochsner's s.**, carbolic acid, 0.5 per cent.; aqueous saturated solution of boric acid, 66 per cent.; and alcohol, 33 per cent. **Orth's s.**, a histologic fixation mixture of 10 parts of Müller's fluid and 1 part of formol. **Pacini's s.**, a solution used in microscopic examination of blood. It consists of corrosive sublimate, 2; sodium chlorid, 4; glycerin, 26; and distilled water, 226. **Panas's s.**, 1 part of mercuric iodid dissolved in 400 parts of alcohol and 20,000 parts of water: used in eye inflammations. **Pappenheim's s.** See under *stains, table of*. **Pasteur's s.**, a bacteriologic culture-medium for growing yeast and molds. It contains ammonium tartrate 10 gm., cane-sugar 100 gm., and the ash from 10 gm. of yeast in 1000 c.c. of water. **Pavy's s.**, a solution containing in 1 liter 4.158 gm. of copper sulphate, 20.4 of caustic potash, 20.4 of potassium and sodium tartrate, and 300 c.c. of ammonia-water. **Pearson's s.**, liquor sodii arsenatis: the solution of sodium arsenate. **peptone-salt s.** See *peptone water*, under *culture-medium*. **Perenyi's s.**, an embryologic fixing solution, consisting of 4 parts of a 10 per cent. solution of nitric acid, 3 parts of alcohol, and 3 parts of a 0.5 per cent. solution of chromic acid. **physiologic salt s.** See *saline s.* **Plehn's s.** See under *stains, table of*. **Plenck's s.**, an external syphilitic preparation made by dissolving 1 ounce of mercuric chlorid and 1 dram of camphor in 12 ounces of alcohol, and mixing it with a solution of 1 ounce of alum and 1 dram of lead acetate in 12 ounces of vinegar; it should be used with care. **Potain's s.**, a mixture of equal parts of solutions of gum arabic, sodium sulphate, and sodium chlorid: used for diluting the blood preparatory to counting the corpuscles. **Pregl's s.**, an antiseptic solution of the sodium salt of hydriodic acid and iodic acid with metallic iodin (0.04 per cent.). **protein-free s.** See *protein-free culture-medium*. **Purdy's s.**, a solution containing copper sulphate, 4.752; potassium hydrate, 23.5; stronger ammonia-water, 350; glycerin, 38; and distilled water to make 1000 parts. **Rienzi's s.**, iodin, 1 part; potassium iodid, 3 parts; sodium chlorid, 6 parts; distilled water, 1000 parts: for injection in infectious diseases. **Ringer's s.**, a physiologic solution used for perfusing the heart of a frog. It contains sodium chlorid, 0.650; potassium chlorid, 0.014; calcium chlorid, 0.012; sodium bicarbonate, 0.020; monosodium phosphate, 0.001 (glucose, 0.200); and water to 100. **Rotter's s.**, an antiseptic solution consisting of 2 gm. of carbolic acid, 3 gm. of boric acid, 5 gm. each of zinc chlorid and zinc phenolsulphonate, 5 centigrams of mercury chlorid, 25 of sodium chlorid, 60 of salicylic acid, and 10 each of thymol and citric acid. **Sachsse's s.**, a solution of potassium iodid, potassium hydroxid, and red iodid of mercury in water used as a test for sugar. **saline s., salt s.**, a solution of sodium chlorid, or common salt, in distilled water. *Normal* or more correctly, *physiologic salt s.* is one that contains 0.9 per cent. of salt. It resembles in action and density most of the animal fluids, and is used for intravenous injection after profuse hemorrhage or severe diarrhea. **Salkowski's s.**, a mixture of 2 parts of barium hydroxid solution saturated at room temperature with 1 part of barium chlorid solution saturated at room temperature. **Sapelier's s.**, sodium chlorid, 60 parts; potassium chlorid, 5 parts; sodium carbonate, 32 parts; sodium phosphate, 1.5 parts; potassium sulphate, 3.5 parts; boiled water, 900 parts: for injection in infectious diseases. **saturated s.**, a solution in which the solvent has taken up all of the substance that it can hold in solution. **Schällibaum's s.**, a solution for attaching paraffin sections to slides, consisting of 1 part of celloidin in 3 or 4 parts of oil of cloves. **Schiassi's s.** See *Schiassi's serum*, under *serum*. **Schleich's s.** See *Schleich's anesthetic*, under *anesthetic*. **Schwarz's s.**, sodium chlorid, 6 gm.; solution of caustic potash and soda, 2 min; water, 1000 c.c.; for injection in infectious diseases. **semi-normal s.**, a solution containing half as much of a reagent as the normal solution. **special acetic acid-acetate s.**, dilute 100 c.c. of 50 per cent. acetic acid with an equal volume of 5 per cent. sodium acetate solution. **standard s.**, one which contains in each liter a definite amount of any reagent. Called also *volumetric s.* **standard amino-acid s.**, a solution of glycocoll, leucin, phenylalanin, or tyrosin which contains 0.07 mg. of nitrogen per cubic centimeter. **Stewart's s.** 1. A solution of 1 part of alum sulphate and 2 parts of chlorinated lime in 100 parts of water, the whole boiled for five minutes: used for sterilizing the hands of surgeons. 2. A solution containing 1 gr. calomel in 2 oz. each of alcohol, glycerin, and tincture of iodin. **supersaturated s.**, a solution made in a heated condition, containing a greater quantity of a solid than could be dissolved at any ordinary temperature. **Suzmann's s.**, a saline infusion solution consisting of sodium chlorid, 6 parts; sodium carbonate, 1 part; and distilled water, 1000 parts. **Sydmann's s.**, sodium chlorid, 6 parts; sodium bicarbonate,

1 part; water, 1000 parts: for injection in infectious diseases. **test-s.** See *test-solution.* **Thiersch's s.**, a solution of boric acid, 12 parts, and salicylic acid, 2 parts, in 1000 parts of water: used as an antiseptic wash. **Thompson's s.**, liquor phosphori: a solution of 1 gr. of phosphorus, 460 min. of absolute alcohol, 10 min. of spirit of peppermint, and 2 fl.oz. of glycerin. **Toison's s.** See under *stain.* **Tsuchiya's s.**, a solution of 1.5 gm. of crystalline phosphotungstic acid in 100 gm. of 96 per cent. alcohol and 5 gm. of concentrated hydrochloric acid: used for quantitative estimation of the albumin in the urine. **Tyrode's s.**, a modified Locke's solution containing magnesium. It is used especially for perfusing the intestine of the rabbit. It contains: sodium chlorid, 0.800; potassium chlorid, 0.020; calcium chlorid, 0.020; magnesium chlorid, 0 010; monosodium phosphate, 0 005; sodium bicarbonate, 0.100; glucose, 0 100; and water to 100. **Uschinsky's s.**, a solution in 1000 c.c. of water of 4 gm. of asparagin, 6 gm. of ammonium lactate, 2 gm. of neutral sodium phosphate, and 5 gm. of sodium chlorid: used as a culture-medium for bacteria **van Swieten's s.**, a solution of mercuric chlorid in 100 parts of alcohol and 900 parts of water. **Villate's s.**, a mixture of 6 parts each of zinc sulphate and copper sulphate with 12 parts of solution of lead subacetate and 20 parts of vinegar: used in the treatment of caries. **Vleminckx's s.**, liquor calcis sulphuratæ; a mixture of fresh slaked lime, 2 parts; sublimed sulphur, 3 parts; and water enough to make 12 parts. It is used in seborrhea. **Volhard's s.**, a decinormal solution of potassium thiocyanate. **volumetric s.** See *standard s.* **Waller's s.**, to 1 liter of Hubl's solution add 50 c.c. of strong hydrochloric acid. **Wijs' s.**, a solution of iodin monochlorid made as follows: Dissolve separately in glacial acetic acid 9.4 gm of iodin trichlorid and 7.2 gm. of iodin. Mix, make up to a liter, and titrate. **Winogradsky's s.**, a synthetic culture-medium for the growth of nitric organisms. It contains potassium phosphate 1 gm., magnesium sulphate 0.5 gm., calcium chlorid 0.01 gm., sodium chlorid 2 gm., and ammonium sulphate 2 gm , in 1000 c.c. of water. **Winogradsky's s.** (*for nitrous organisms*): It contains ammonium sulphate 1 gm , potassium sulphate 1 gm., and basic magnesium carbontae 5 to 10 gm., in water 1000 c.c **Woelfler's s.**, benzoin varnish; a preparation made by shaking together 1 part of iodoform and 10 parts of compound tincture of benzoin: used to paint over raw tissues. **Wright's s.**, sodium citrate, 11 gr.; sodium chlorid, 20 gr., and distilled water to make 1 fl.oz. **Zenker's s.**, a fixative solution of corrosive sublimate 5, potassium bichromate 2.5, sodium sulphate 1, water 100. **Ziehl's s.** See *stains, table of.*

solutol (sol'u-tol). An antiseptic solution of cresol and sodium cresotinate.

solv. An abbreviation of Latin *sol've*, dissolve.

solvable (sol'va-bl). Soluble.

solvate (sol'vāt). A compound of one or more molecules of a solvent with the ions or with the molecules of a dissolved substance.

solvation (sol-va'shun). Chemical combination of a solvent with the solute.

solvent (sol'vent) [L. *sol'vens*]. 1. Dissolving; effecting a solution. 2. A liquid that dissolves or that is capable of dissolving.

solveol (sol've-ol). A patented solution of cresol and sodium cresotinate: disinfectant.

solvin (sol'vin). Sodium sulphoricinate: a brown, viscid liquid prepared from any fatty acid by the action of sulphuric acid, and neutralized with sodium hydroxid; it is a strong solvent, and destroys the red blood-corpuscles: antiseptic.

solvolysis (sol-vol'is-is). A general term for double decomposition reactions of the type of hydrolysis, ammonolysis, and sulpholysis.

solvosal (sol'vo-sal). A compound, $C_6H_5.CO_2.C_6H_4.O.PO(OH)_2$, or salol phosphorous acid, whose lithium salt is diuretic and antiseptic and is used like salicylic acid. Called also *salolphosphinic acid.*

soma (so'mah) [Gr.]. The body; the body tissue as distinguished from the germ cells.

somacule (so'mak-ūl) [Gr. *σῶμα* body]. The smallest possible particle of protoplasm.

somal (so'mal). Pertaining to the body.

somaplasm (so'mah-plazm). Somatoplasm.

somasthenia (sōm-as-the'ne-ah) [Gr. *σῶμα* body + *ἀ* neg. + *σθένος* strength]. A condition of bodily weakness, poor appetite and sleep, and inability to maintain a normal active life without easy exhaustion.

somatalgia (so-mat-al'je-ah) [Gr. *σῶμα* body + *ἄλγος* pain]. Bodily pain.

somatasthenia (so''mat-as-the'ne-ah). Somasthenia.

somatesthesia (so-mat-es-the'ze-ah) [Gr. *σῶμα* body + *αἴθησις* sensation]. The consciousness of having a body.

somatesthetic (so-mat-es-thet'ik). Pertaining to somatesthesia.

somatic (so-mat'ik) [Gr. *σωματικός*]. Pertaining to the body; especially pertaining to the framework of the body, as distinguished from the viscera.

somaticosplanchnic (so-mat''ik-o-splank'nik). Somaticovisceral.

somaticovisceral (so-mat''ik-o-vis'er-al). Pertaining to the body and viscera.

somatist (so'mat-ist) [Gr. *σῶμα* body]. A psychiatrist who believes that neuroses and psychoses are of physical origin and are based on bodily lesions.

somatoblast (so-mat'o-blast) [Gr. *σῶμα* body + *βλαστός* germ]. Any one of the cytoblasts aggregated in the protoplasm of the cell outside of the body.

somatoceptor (so-mat'o-sep-tor). A ceptor which receives a stimulus from the mittor of an adjoining neuron.

somatochrome (so-mat'o-krōm) [Gr. *σῶμα* body + *χρῶμα* color]. Any nerve-cell which has a well-marked cell-body completely surrounding the nucleus, its colorable protoplasm having a distinct contour: used also adjectively.

somatoderm (so-mat'o-derm) [Gr. *σῶμα* body + *δέρμα* skin]. The somatic layer of mesoderm.

somatodidymus (so''mat-o-did'im-us) [Gr. *σῶμα* body + *δίδυμος* twin]. A twin monster with the bodies united.

somatodymia (so''mat-o-dim'e-ah) [Gr. *σῶμα* body + *δύειν* to enter]. The blending of the bodies of twin monsters into one.

somatogenesis (so''mat-o-jen'es-is) [Gr. *σῶμα* body + *γένεσις* production]. The formation or emergence of bodily structure out of hereditary sources; the formation of somatoplasm out of germ plasm.

somatogenetic (so-mat''o-jen-et'ik). Aiding in the reproduction of the body.

somatogenic (so''mat-o-jen'ik) [Gr. *σῶμα* body + *γεννᾶν* to produce]. Originating in the cells of the body.

somatology (so-mat-ol'o-je) [Gr. *σῶμα* body + *λόγος* word]. The sum of what is known regarding the body; the study of the anatomy and physiology of the body.

somatome (so'mat-ōm) [Gr. *σῶμα* body + *τέμνειν* to cut]. 1. An appliance for cutting the body of the fetus. 2. A somite.

somatopagus (so-mat-op'ag-us) [Gr. *σῶμα* body + *πηγνύναι* to fix]. A double monstrosity with separate trunks.

somatopathic (so-mat-o-path'ik) [Gr. *σῶμα* body + *πάθος* disease]. Disordered in body; organic, as distinguished from psychopathic or neuropathic.

somatoplasm (so-mat'o-plazm) [Gr. *σῶμα* body + *πλάσσειν* to mold]. The protoplasm of the body cells as distinguished from that of the germ cells. Cf. *germ-plasm.*

somatopleural (so"mat-o-plu'ral). Pertaining to the somatopleure.

somatopleure (so-mat'o-plūr) [Gr. *σῶμα* body + *πλευρά* side]. 1. The somatic mesoblast; the upper layer of the mesoblast adjoining the epiblast, the under one being the splanchnopleure. 2. More correctly, the layer formed by the somatic mesoblast and the epiblast.

somatopsychic (so-mat-o-si'kik) [Gr. *σῶμα* body + *ψυχή* mind]. Pertaining to both body and mind.

somatopsychosis (so"mat-o-si-ko'sis) [Gr. *σῶμα* body + *psychosis*]. Southard's name for a mental disease symptomatic of bodily disease.

somatose (so'mat-ōs). A patented yellow food-powder made up of soluble albumoses derived from beef. **milk-s.**, a similar preparation of albumoses derived from milk.

somatosplanchnopleuric (so"mat-o-splank-no-plu'rik). Pertaining to the somatopleure and the splanchnopleure.

somatotomy (so-mat-ot'o-me) [Gr. *σῶμα* body + *τέμνειν* to cut]. The anatomy or dissection of the body.

somatotridymus (so"mat-o-trid'im-us) [Gr. *σῶμα* body + *τρίδυμος* threefold]. A fetal monster with three trunks.

somesthesia (so-mes-the'ze-ah). The sensibility to bodily feeling or bodily sensations.

somesthetic, somæsthetic (so-mes-thet'ik) [Gr. *σῶμα* body + *αἴσθησις* sensation]. Pertaining to the bodily sensations.

somite (so'mīt) [Gr. *σῶμα* body]. 1. A segment of the trunk of the embryo; one of the segmented masses of mesoderm in the vertebrate embryo which gives rise to the somatic muscles. Called also *myotome, primitive segment, mesodermal segment, mesoblastic s.* or *protovertebral s.* Same as *metamere.*

somnal (som'nal) [L. *som'nus* sleep]. A clear, colorless liquid, $C_7H_{12}NO_3Cl_3$, from urethan, alcohol, and chloral. It is hypnotic and diuretic. Dose, in alcoholic solution (1–3 parts), 20–60 min. (1.333–4 c.c.).

somnalgesin (som-nal-je'sin). A proprietary sedative, analgesic, and antipyretic. Dose, 1–5 gr. (0.065–0.33 gm).

somnambulance (som-nam'bu-lans). Somnambulism.

somnambulation (som-nam-bu-la'shun). Sleep-walking.

somnambulism (som-nam'bu-lizm) [L. *somnambulis'mus; som'nus* sleep + *ambula're* to walk]. 1. Habitual walking in the sleep. 2. A hypnotic state in which the subject has the full possession of his senses.

somnambulist (som-nam'bu-list). A person who walks in his sleep; a sleep-walker.

somnarium (som-na're-um) [L. *som'nus* sleep]. An institution for the treatment of functional neuroses by sleep.

somnifacient (som-nif'a-shent) [L. *som'nus* sleep + *fac'ere* to make]. 1. Causing sleep; hypnotic. 2. A medicine which induces sleep.

somnifen, somnifene (som'nif-ēn). A soluble hypnotic, diethyl-diallyl-barbiturate of diethylamin

somniferin (som-nif'er-in) [L. *som'nus* sleep + *fer're* to bring]. 1. A derivative of morphin, said to be safer and more effective than morphin. 2. A narcotic alkaloid from *Witha'nia somnif'era.*

somniferous (som-nif'er-us) [L. *som'nus* sleep + *fer're* to bring]. Inducing or causing sleep.

somnific (som-nif'ik). Somnifacient.

somniloquence, somniloquism, somniloquy (som-nil'o-kwens, som-nil'o-kwizm, **som-nil'o-kwe**) [L. *som'nus* sleep + *lo'qui* to speak]. The habit of talking in one's sleep.

somniloquist (som-nil'o-kwist). One who talks in his sleep.

somnipathist (som-nip'ath-ist) [L. *som'nus* sleep + Gr. *πάθος* illness]. A person in or subject to hypnotic trance.

somnipathy (som-nip'ath-e) [L. *som'nus* sleep + Gr. *πάθος* sickness]. A condition of hypnotic trance.

somnoform (som'no-form). A mixture of 60 parts of ethyl chlorid with 35 parts of methyl chlorid and 5 parts of ethyl bromid; used as an anesthetic for minor operations.

somnol (som'nol) [L. *som'nus* sleep]. Chlorethanal alcoholate, $C_9H_{11}O_6Cl_9$; a hypnotic and cerebral sedative: used like chloral hydrate.

somnolence (som'no-lens) [L. *somnolen'tia* sleepiness]. Sleepiness; also unnatural drowsiness.

somnolent (som'no-lent) [L. *somnolen'tus*]. Affected with somnolence.

somnolentia (som-no-len'she-ah) [L.]. 1. Drowsiness, or somnolence. 2. Sleep-drunkenness; a condition of incomplete sleep in which some of the faculties are excited while the rest are in repose. The patient is excited and may become violent.

somnolism (som'no-lizm). A state of mesmeric, or hypnotic, trance.

somnone (som'nōn). A proprietary hypnotic preparation of opium, lactucarium, and lupulin. Dose, 15–30 min. (1–2 c.c.).

somnos (som'nos). A proprietary hypnotic and sedative, said to be chlorethanal alcoholate, $C_9H_{11}O_6Cl_9$.

somnus (som'nus) [L.]. Sleep.

somopsychosis (so"mo-si-ko'sis) [Gr. *σῶμα* body + *psycosis*]. A mental disorder in which the symptoms are chiefly bodily, that is, sensory, motor, or visceral, in character.

somosphere (so'mo-sfēr) [Gr. *σῶμα* body + *σφαῖρα* sphere]. One of the elements of the archiplasm.

sonde coudé (sond koo-da') [Fr. "bent sound"]. A catheter with an elbow, or sharp, beak-like bend, near the end.

soneryl (son'er-il). A white crystalline hypnotic, butyl-ethyl-barbituric acid. Dose by mouth, 2–4 gr. (0.1–0.2 gm.); by subcutaneous injection, 1–2 gr. (0.05–0.1 gm.).

sonifer (son'if-er) [L. *so'nus* sound + *fer're* to bear]. A variety of ear-trumpet.

sonitus (son'it-us) [L. "sound"]. A sounding or tinkling in the ears; tinnitus aurium.

sonnin (son'in). An antiseptic compound of boric acid and phenols.

sonometer (so-nom'et-er) [L. *so'nus* sound + *me'trum* measure]. 1. An apparatus for testing acuteness of hearing. 2. An instrument for measuring the ratios of sound-vibrations in various bodies.

sonorous (so-no'rus) [L. *sono'rus*]. Resonant; sounding.

soor (sōr). German for *thrush.*

soot-cancer, soot-wart (soot). The scrotal cancer of chimney-sweepers.

sophistication (so-fis-tik-a'shun) [Gr. *σοφιστικός* deceitful]. The adulteration of food or medicine.

sophol (so'fol). A proprietary preparation of formaldehyd, nucleic acid, and silver; silver formonucleinate: used in gonorrheal ophthalmia.

sophomania (sof-o-ma'ne-ah) [Gr. *σοφός* wise + *μανία* madness]. An insane belief in one's own great wisdom.

Sophora (so-fo'ra) [Arabic *sofāra*]. A genus of leguminous trees and shrubs. The root and seed of *S. tomento'sa* are used in India to arrest choleraic vomiting. For certain poisonous species, see *loco.*

sophorin (sof'o-rin). A fluid alkaloid found in the seeds of various species of *Sopho'ra;* it is poisonous and has properties like those of Calabar bean.

sopor (so'por) [L.]. Sound, deep, or profound sleep.

soporiferous (so-po-rif'er-us) [L. *so'por* sleep + *fer're* to bring]. Inducing deep or profound slumber.

soporific (so-po-rif'ik) [L. *soporif'icus*]. Causing or inducing profound sleep.

soporose, soporous (so'po-rōs, so'por-us) [L. *so-po'rus*]. Associated or affected with coma or profound slumber.

S. op. s. Abbreviation for L. *si o'pus sit,* if necessary.

Soranus (so-ra'nus). A celebrated Greek physician, the most renowned gynecologist of antiquity, born at Ephesus and educated at Alexandria. He lived under the reigns of the emperors Trajan and Hadrian. Among his writings are "Acute and Chronic Diseases" and "On the Obstetric Art," parts of which have survived.

sorbefacient (sor-be-fa'shent) [L. *sorbe're* to suck + *fa'cere* to make]. 1. Promoting absorption. 2. A remedy that promotes absorption.

sorbite (sor'bīt). A crystalline, hexahydric alcohol, $CH_2OH(CHOH)_4CH_2OH$, from the tree *Sor'bus aucupa'ria.* It is also called sorbitol, has a sweet taste, and yields dextrose on oxidation.

sorbose (sor'bōs) A keto-hexose, $CH_2OH(CHOH)_3CO.CH_2OH$, resembling levulose in its properties, but much more easily crystallized. It can be obtained from the juice of the berries of the mountain ash after the sorbitol of the juice has been oxidized by Bacterium xylinum.

sorcymes (sor'sīmz). Combinations of albuminous bodies with metals in such wise that in the breaking down process of the former the metals are set free; the detection of the free metals by the usual chemical reagents is then a measure of the albuminoid decomposition. In the serodiagnosis of pregnancy, a combination of iron and placental extract is used. When used in diagnosis, the preparations are called *diasorcymes;* when employed to bring about reactions against pathologic processes for therapeutic purposes, they are called *serasorcymes.*

sordes (sor'dēz) [L. "filth"]. The dark-brown, foul matter which collects on the lips and teeth in low fevers. It consists of a mixture of food, epithelial matter, and microorganisms. **s. gas'tricæ,** undigested food, mucus, etc., in the stomach.

sore (sōr). A lesion of the tegument, such as an ulcer or abscess, less frequently, a wound. **chrome s.** See *chrome ulcer,* under *ulcer.* **fungating s.,** a soft chancre with granulations. **hard s.,** a chancre. **Lahore s.** See *furunculus orientalis.* **Madagascar s., oriental s.** See *furunculus orientalis.* **Moultan s.,** furunculus orientalis. **Naga s.,** a chronic and malignant form of ulcer occurring among workers in tea gardens in Assam. **Pendjdeh s.,** furunculus orientalis **soft s.,** a chancroid. **Umballa s.,** furunculus orientalis. **Veldt s.,** an ulceration on the legs and forearms, occurring in South Africa. **venereal s.,** a chancroid.

sore-head. See *epithelioma contagiosum.*

sore-shins. Periostitis of the metacarpal bones of the horse.

sore-throat (sōr-thrōt'). See *laryngitis, pharyngitis, tonsillitis.* **clergyman's s.,** dysphonia clericorum. **cyclists' s.,** a form of sore-throat peculiar to bicyclers, and said to be due to inhalation of road-dust. **diphtheric s.,** croupous tonsillitis. **Fothergill's s.,** ulcerative angina of severe scarlatina. **hospital s.,** septic inflammation of the pharynx and fauces sometimes affecting nurses and interns in hospitals. **putrid s.,** gangrenous pharyngitis. **septic s.,** a severe type of sore throat occurring in epidemics, marked by intense local hyperemia with or without a grayish exudate and enlargement of the cervical lymph glands. It is caused by a peculiar type of hemolytic streptococcus, the infection being spread by direct contact or by milk. Called also *streptococcus sore throat* and *streptococcus tonsillitis.* **spotted s.,** follicular tonsillitis. **streptococcus s.** See *septic s.* **ulcerated s.,** putrid sore throat.

Soret effect (so-ra'). See under *effect.*

sorghum (sor'gum) [L.]. 1. A cane-like grass, *Andropo'gon sorgh'um,* of many varieties: cultivated for its juice, from which sugar and syrup are prepared. It is frequently a cause of poisoning to cattle who eat it. 2. A syrup prepared from the above· used as an article of food. The seed of broom-corn, a cultivated variety of *A. saccharo'tum,* is a soothing diuretic. Dose of fluidextract, 1 fl.dr. (4 c.c.).

sorisin (so-ri'sin). A solution of sulphoguaiacolate of sodium with iron or arsenic in syrup of orange: used as a tonic for anemic and poorly nourished children.

soroche, sorroche (sor-o-chā') [Sp. "antimony"]. Mountain-sickness of the Andes, incorrectly ascribed to metallic exhalations.

sororiation (so-ro-re-a'shun) [L. *sororia're* to increase together]. Increase in size of the breasts at puberty.

sorption (sorp'shun). The combination of water within a colloid or coagulum.

S. O. S. Abbreviation for L. *si o'pus sit,* if occasion require, if necessary.

soson (so'son). An artificial food-product, recommended as a substitute for meat.

soterocyte (so'ter-o-sīt) [Gr. σωτῆρ savior + κύτος cell]. Platelet.

sotopan (so'to-pan). A proprietary compound of quinin, iron, bromin, calcium, and phosphoric acid· stomachic, sedative, and roborant.

soudan III (soo-dan'). A diazo-compound: used as a stain for fats. See *sudan.*

soudanite (su'dan-ēt) [Fr.; from *Sudan* (Arabic *sūdān* black), in Africa]. A fever of tropical Africa, often leading to homicidal mania.

souffle (soof'fl) [Fr. a puff; L. *suffla're* to blow]. A soft, blowing, auscultatory sound. **cardiac s.,** any cardiac murmur of a blowing quality. **electric s.,** the aura, or slight current of electrified air, which passes from a static electric machine while it is in action. **fetal s.,** a blowing sound sometimes heard in pregnancy: supposed to be due to compression of the umbilical vessels. **funic s., funicular s.,** a hissing souffle synchronous with the fetal heart-sounds, and supposed to be produced in the umbilical cord. **placental s.,** a souffle supposed to be produced by the blood-current in the placenta. **splenic s.,** a sound said to be sometimes audible over a diseased spleen. **umbilical s.** Same as *funicular s.* **uterine s.,** a sound made by the blood within the arteries of the gravid uterus.

soulal (soo'lal). A severe form of scabies in Arabs.

soul-pain (sōl'pān). Psychalgia.

souma, soumaya (soo'mah, soo-mah'yah). A disease of cattle, horses, goats,' and camels in the Sudan, caused by the *Trypanoso'ma vivax,* which is transmitted by various species of *Glossina.*

sound (sownd) [L. *so'nus*]. 1. The effect produced on the organ of hearing by the vibrations of the air or other medium. 2. The vibrations collectively which normally impress the organs of hearing. 3. An instrument to be introduced into a cavity, so as to detect a foreign body or to dilate a stricture. **anasarcous s.,** a bubbling sound of moist quality often heard over edematous skin. **auscultatory s.,** any sound heard on auscultation. **bandbox s.,** a highly resonant sound elicited by percussion over the chest in cases of emphysema of the lung. **Beatty-Bright**

friction-s., the friction-sound of pleurisy. **bell s.** Same as *bruit d'arain*. **Bellocq's s.** See *Bellocq's cannula*, under *cannula*. **bellows s.**, an endocardial murmur resembling the sound made by a bellows. **Béniqué's s.**, a lead or tin sound, having a wide curve, for dilating urethral strictures. **bottle-s.** Same as *amphoric râle*. See *râle*. **cardiac s.** Same as *heart-sounds*. **coin s.** Same as *bruit d'arain*. **s.-conducting apparatus**, the parts of the auditory apparatus external to the cochlea. **cracked-pot s.**, a percussion-sound indicative of a pulmonary cavity into which the breath may pass. **cracked-pot s., cranial**, a peculiar sound due to the separation of the cranial sutures from a cerebellar tumor. **esophageal s.**, a long, flexible sound for exploring the esophagus. **flapping s.**, the peculiar sound made by the closure of the heart-valves. **friction-s.**, any sound produced by the rubbing of one surface over another. **heart-s's**, the two sounds heard over the cardiac region. The first is dull and prolonged, and occurs along with the systole of the ventricles, the second occurs along with the closure of the semilunar valves, and is short and sharp. **hippocratic s.**, the succussion-sound heard in pyopneumothorax or seropneumothorax. **kettle-singing s.**, a sound resembling the boiling of water in a kettle heard in the chest in the early stages of pulmonary tuberculosis. **lacrimal s.**, a sound of small caliber for use in the lacrimal canal. **metallic s.**, a sound having a metallic quality heard especially over cavities in the chest. **mid-diastolic s.**, a sharp sound heard on auscultation just before the first sound of the heart, produced by the auricular systole when the auricular and ventricular systoles are discontinuous. **muscle-s.**, the sound heard over a muscle when in a condition of contraction. **peacock-s.**, a quality of voice due to various defects and lesions of the air-passages. **s.-perceiving apparatus**, the cochlea and the auditory nerve, with its terminations and connections with the auditory nucleus and auditory center. **percussion-s.**, any sound obtained by percussion. **respiratory s.**, any sound heard on auscultation over any portion of the respiratory tract. **shaking s.** Same as *succussion s.* **siphon-s.**, a variety of tube or siphon for the stomach. **sizzling s's**, sounds as of fermentation in the stomach. **subjective s.** 1. Same as *phonism*. 2. The sound sometimes produced by the blood-current in the ears of the auscultator. **succussion-s's**, splashing sounds heard on succussion over a distended stomach and in hydropneumothorax. **to-and-fro s.**, the peculiar friction-sound heard in pericarditis and pleuritis. **urethral s.**, a long, slim, slightly conic instrument of steel for exploring and dilating the urethra. **water-wheel s.** See *bruit de moulin*. **water-whistle s.**, a whistling sound heard over a fistula of the lung. **Winternitz's s.**, a double-current catheter. For other sounds, see under *bruit*, *fremitus*, *murmur*, and *râle*.

sourwood (sow'er-wood). A small tree of North America, *Oxyden'drum arbo'reum:* its leaves are tonic, refrigerant, and diuretic. Dose of fluid-extract, ½–2 fl.dr. (2–8 c.c.); of extract, 5–15 gr. (0.333–1 gm.).

southernwood (suth'ern-wood). See *abrotanum*.

Southey's tubes (south'ēz) [Reginald S. *Southey*, English physician, 1835–1899]. See under *tube*.

Soxhlet's apparatus (soks'lets) [Franz *Soxhlet*, German chemist, 1848–1926]. See under *apparatus*.

soya (so'yah). See *soy bean*.

soy bean (soy). The bean of the leguminous plant, *So'ja his'pida* (*Glyci'ne so'ja*), or Chinese bean. It contains little starch and is rich in alkaloids, and from it is prepared a meal which is used in making bread for diabetics. It also furnishes a ferment, urease. See *urease*.

Soymida febrif'uga (soi'mid-ah). A tree of southern Asia. The bark is bitter, astringent, and aromatic. very useful in intermittent fevers.

sozal (so'zal). Aluminum paraphenol sulphonate: a crystalline powder, $[C_6H_4(OH)SO_2O]_3Al$, soluble in water, glycerin, and alcohol: used as an antiseptic in a 1 per cent. solution, especially for application to ulcers.

sozalbumin (so-zal-bu'min) [Gr. σώζειν to save + *albumin*]. Any defensive protein that is not a toxalbumin.

sozin (so'zin) [Gr. σώζειν to save]. Any defensive protein occurring normally in the body. Sozins are distinguished as *mycosozins*, or those which act by destroying the bacteria themselves, and the *toxosozins*, or those that counteract the poisons generated by the bacteria.

soziodol (so-zi'o-dol). See *sozoiodol*.

sozoborol (so-zo-bo'rol). A preparation of aristol and the borates and sozoiodates: used in nasal catarrh.

sozoderma (so-zo-der'mah). A proprietary antiseptic soap.

sozoiodol (so-zo-i'o-dol). Sozoiodolic acid: a patented antiseptic diiodoparaphenolsulphonic acid, $C_6H_2I_2(OH)SO_3H$, occurring in acicular prisms, being a derivative of iodin and phenolsulphonic acid. It is used as an antiseptic, disinfectant, and parasiticide, chiefly in the form of sozoiodolates.

sozoiodolate (so''zo-i-od'o-lāt). Any compound of sozoiodol. The sozoiodolates of mercury, sodium, zinc, etc, are antiseptic remedies. **lead s.**, a compound in fine needles: antiseptic. **mercury s.**, a pale yellow powder, $(OH.C_6H_2I_2.SO_3)_2Hg$, soluble in salt water: used locally and by injection in the treatment of syphilis. It is used in a 25 per cent. solution or a 1 per cent. ointment. **potassium s.**, a white, crystalline salt. $C_6H_2I_2(OH)SO_3K + 2H_2O$. antiseptic; soluble in 10 parts of water: used as an antiseptic in burns, eczemas, etc, in 10 to 25 per cent. dusting-powder or 10 per cent. ointment. **sodium s.**, a white, crystalline compound, $C_6H_2I_2OH.SO_3Na + 2H_2O$, soluble in water, glycerin, and alcohol used as an antiseptic; internally, in diarrhea, diabetes, phthisis, etc., and externally in wounds, diphtheria, skin diseases, etc. Dose, 5–30 gr. (0.3–2 gm); of solution, 1 to 8 per cent. **zinc s.**, an antiseptic, $(C_6H_2I_2(OH)SO_3)_2Zn + 6H_2O$, in colorless crystals: used as an astringent antiseptic in gonorrhea, catarrh, etc., in 5 to 20 per cent. dusting-powder or 2 per cent. solution.

sozolic acid (so-zol'ik). See *aseptol*.

Sp., sp. An abbreviation for L. *spir'itus*, spirit.

space (spās) [L. *spa'tium*]. Any area or cavity of the body. **apical s.**, the space between the wall of the alveolus and the apex of the root of a tooth. It is filled with the soft tissue of the peridental membrane and is the seat of alveolar abscess. **arachnoid s.** See *subarachnoid s.* and *subdural s.* **axillary s.**, the axilla. **Bogros's s.**, a space having the peritoneum above and the fascia transversalis below; in it the lower part of the external iliac artery can be found without cutting the peritoneum. **bregmatic s.**, the anterior fontanel. **Broca's s.**, the central part of the anterior olfactory lobe of the brain. **Burns' s.**, a space between the layers of the deep cervical fascia it sometimes contains a lymphatic gland. **cardiac s.**, the space on the surface of the chest which overlies the heart. The *deep cardiac s.* is the portion that lies over the lung-covered parts of the heart. The *superficial cardiac s.* is the area in the chest that lies over the portion of the heart that is not covered by the lung. **cartilage s's**, the spaces in hyaline cartilage which contain the cartilage cells. **cathodal dark s.** See *Crookes's s.* **cell s's**, the spaces in the ground-substance of connective tissue inclosing the connective-tissue corpuscles. **chyle s's**, the central

lymphatic spaces of the villi of the intestine. **circumlental s.**, the space between the ciliary body and equator of the lens. **Colles's s.**, a space under the perineal fascia containing the transversus perinei, ischiocavernosus, and bulbocavernosus muscles, the posterior scrotal or labial vessels and nerves, and the bulbous portion of the urethra. **complemental s.**, the space between the two layers of the pleura at the lower border of the lung. **corneal s.**, the space between the layers of the cornea. **Cotunnius' s.**, the space within the membranous labyrinth. **Crookes's s.**, a dark space at the cathode of a nearly exhausted *x*-ray tube through which a current is being passed. Called also *cathodal dark s.* **cupola s.**, the attic of the tympanum. **Czermak's s's**, irregular vacant places in the interglobular substance of dentin. **dead s.** 1. A space remaining after suture of a wound which is not closed by the dressings that are applied. 2. The space within the bronchial tree, so called because the air filling this space is not useful in the respiratory process. **Douglas's s.**, Douglas' pouch. See *pouch.* **epidural s's**, the lymph-spaces between the dura of the spinal cord and the periosteum lining the spinal canal. **epispinal s's**, the spaces between the substance of the spinal cord and the pia mater. **epitympanic s.**, the attic of the tympanum. **Fontana's s's**, the spaces between the processes of the ligamentum pectinatum of the iris. **haversian s's**, haversian cavities, irregular, marrow-filled cavities in spongy and in developing bones. **Henke's s.**, a space containing connective tissue between the spinal column and the pharynx and esophagus. **His's perivascular s's**, the lymph-spaces that surround the blood-vessels of the spinal cord. **intercostal s.**, the space between two adjacent ribs. **intercrural s.**, the triangular space between the crura cerebri. **interfascial s.** See *Tenon's s.* **interglobular s's**, irregular spaces near the periphery of the dentin due to defective calcification. **interlamellar s's**, the spaces between the lamellæ of the cornea. **interosseous s's**, spaces between parallel long bones. **interpeduncular s.**, the posterior perforated space. **interpleural s.**, the mediastinum. **interproximal s.**, **interproximate s.**, the space between adjoining teeth; called also *septal s.* **interseptal s.**, a space in the embryonic heart between the superior and the spurious septa. **intervalvular s's**, the intervals—(1) between the aortic sinuses and (2) between the pulmonary sinuses on the outer side respectively of the aorta and the pulmonary artery. **intra-adventitial s.**, a lymph-space in the brain just within the adventitial sheaths. **intravaginal s.** See *subvaginal s.* **Kiernan's s's**, interlobular lymph-spaces in the liver. **Kretzschmann's s.**, a depressed area in the attic of the tympanum below Prussak's space. **Kuhnt's s's**, a succession of radiating spaces in the eye containing aqueous humor. **Larrey's s's**, intervals between those parts of the diaphragm which are attached to the ribs and that which is attached to the sternum. **Leshaft's s.**, a rhombus which in some persons exists between the external oblique muscle in front, the latissimus dorsi behind, the serratus posticus above, and the internal oblique below. Here an abscess may point or a hernia occur. **lymph-s.**, an open space connected with the lymphatic system; in a wide sense the term includes the serous and synovial cavities. **lymph-s., subdural**, an extensive capillary lymph-cleft between the dura and the arachnoid. **Magendie's s's**, lymph-spaces between the pia and arachnoid corresponding to the principal sulci of the brain. **Malacarne's s.**, the posterior perforated space. **Meckel's s.**, an intradural cavity which contains the gasserian ganglion. **mediastinal s.**, the mediastinum. **medullary s.**, the central space and intervals between the trabeculæ of bone which contain the marrow. **Mohrenheim's s.**, a groove on the deltoid muscle for the cephalic vein and a branch of the acromiothoracic artery. **s.-nerve.** See *nerve.* **Nuel's s.**, an opening in the organ of Corti between the outer brain-cells and the outer rods. **parasinoidal s's**, spaces in the dura along the superior longitudinal sinus which receive the venous blood. **Parona's s.**, a space between the pronator quadratus muscle and the deep flexor tendons in the forearm about 2 inches above the wrist, in direct continuity with tendon sheaths and middle palmar space. **perforated s.**, an area at the base of the brain pierced by several blood-vessels. Called also *substantia perforata.* **perforated s., anterior.** See *substantia perforata anterior.* **perforated s., posterior.** See *substantia perforata posterior* **perichoroid s.**, the space between the choroid and the sclera. **perivascular s.**, the Virchow-Robin space. **pharyngomaxillary s.**, the space included between the lateral wall of the pharynx, the internal pterygoid muscle, and the cervical vertebræ. **pneumatic s.**, any one of the accessory sinuses of the nose. **Poiseuille's s.**, that part of the cavity of a blood-vessel, situated near the periphery, in which red corpuscles do not move. **popliteal s.**, the lozenge-shaped space at the back of the knee and thigh. **postperforated s.**, the posterior perforated space. **preperitoneal s.**, the space or series of alveolar spaces below the peritoneal tissue and in front of the bladder. Called also *Retzius' s.* **prevesical s.**, the space immediately above the os pubis and between the transversalis fascia and the posterior surface of the rectus abdominis muscle. **Prussak's s.**, a space in the attic having, above, the external ligament of the malleus, outward, Shrapnell's membrane, and the neck of the malleus inward. **retroperitoneal s.**, the space behind the peritoneum and in front of the spinal column and lumbar muscles. **retropharyngeal s.**, the space behind the pharynx containing areolar tissue. **Retzius's s.** See *preperitoneal s.* **Robin's s's**, minute spaces in the external coat of an artery connecting with the lymphatics. **Schwalbe's s.** Same as *subvaginal s.* **semilunar s.** See *Traube's s.* **s.-sense.** See *sense.* **septal s.**, the deep portion of the interproximal space. See *interproximal s.* **subarachnoid s.**, a space between arachnoid and pia containing cerebrospinal fluid. **subdural s.**, a lymph-space between the dura and the arachnoid. **subgingival s.**, the space between the gingiva and the tooth enamel which it covers. **subumbilical s.**, the somewhat triangular space within the body cavity just below the navel. **subvaginal s.**, a lymph-space within the sheath of the optic nerve. **suprasternal s.**, Burn's space. **Tarin's s.**, the posterior perforated space. **Tenon's s.**, a lymph-space between the sclera and Tenon's capsule. **thyrohyal s.**, the depressed space between the thyroid cartilage and hyoid bone in front. **Traube's semilunar s.**, an area on the left side and front of the lower part of the chest, over which the air in the stomach produces a vesiculotympanitic sound. **triangular s.**, the triangular space on the external surface of the bladder between the vasa deferentia and the reflection of the rectovesical pouch. **undefended s.** Same as *pars membranacea septi.* **Virchow-Robin s.**, a lymph-space between the outer and middle coats of an artery; called also *perivascular s.* **Westberg's s.**, the peri-aortic space between the pericardium and the beginning of the aorta. **yolk-s.**, the space formed by the retraction of the vitellus of the ovum from the zona pellucida. **Zang's s.**, an interval on the supraclavicular fossa between the two lower tendons of the sternomastoid muscle. **zonular s's**, the intercommunicating spaces between the fibers of the suspensory ligament of the lens; called also *canal of Petit.*

spadic (spa'dik). The native name in western South America for the leaves of the coca plant when used for chewing.

spagiric (spaj-ir'ik). Pertaining to the obsolete alchemistic or paracelsian system of medicine.

spagirist (spaj'ir-ist). An iatrochemist: a follower of Paracelsus.

Spahlinger's treatment (spah'lin-jerz) [Henry *Spahlinger*, a non-medical research worker of Geneva]. See under *treatment*.

Spallanzani (spal-an-zan'e), Lazarro. An eminent Italian anatomist, 1729–1799. In 1768 he published "On the Action of the Heart in the Blood-vessels"; he also wrote several other treatises.

spanemia, spanæmia (span-e'me-ah) [Gr. σπανός scarce + αἷμα blood]. Poverty or thinness of the blood; anemia.

spanemic (span-e'mik). 1. Pertaining to or affected with spanemia; anemic. 2. A medicine that tends to impoverish the blood.

Spanish fly (span'ish). See *Cantharis*.

spanomenorrhea (span-o-men-o-re'ah) [Gr σπανός scarce + *menorrhea*]. Scanty menstruation.

spanopnea, spanopnœa (span-op-ne'ah) [Gr. σπανός scanty + πνοῖα breath]. A nervous affection, with slow, deep breathing and a subjective feeling of dyspnea.

sparadrap (spar'ad-rap) [L. *sparadra'pum*]. A medicated bandage or plaster.

sparer (spar'er). A substance which is destroyed in metabolism, but which, through its destruction, lessens the destruction of other substances.

sparganosis (spar-gan-o'sis). Infestation with Sparganum

Sparganum (spar-ga'num). A group name for several larvæ of the family Dibothriocephalidæ, of which the adult form is unknown and the true genus, therefore, undetermined. **S. bax'teri**, a species found in an abscess of the thigh in Africa. **S. manso'ni**, a species found in China and Japan, perhaps the same as Bothriocephalus mansoni **S. prolif'erum**, a species found in the connective tissue of man in Japan and in the United States.

spargosis (spar-go'sis) [Gr. σπάργωσις swelling]. Excessive swelling or distention, particularly of the mammæ with milk.

spark (spark). A flash of light attended with a crackling sound, made by a discharge of electricity. **direct s.**, an electric spark which passes through the body from electrodes without the use of a Leyden jar.

Sparmannia africa'na (spar-man'e-ah). A mucilaginous African plant (order *Tilia'ceæ*): emollient.

spartein (spar'te-in) [L. *spar'tium* broom]. A clear liquid alkaloid, $(CH_2)_2C_6H_8N.CH_2.C_6H_8N-(CH_2)_2$, from broom (*scopa'rius*). It is poisonous, and acts like digitalis. Dose, ½–2 gr. (0.033–0.133). **s. sulphate**, a white, crystalline compound, $C_{15}H_{26}N_2.H_2SO_4 + 5H_2O$; a cardiac poison: used like digitalis. Dose, $\frac{1}{10}$–1 gr. (0.0065–0.065 gm.).

spartium (spar'she-um) [Gr. σπάρτον]. Same as *Scoparius*.

spasm (spazm) [L. *spas'mus*; Gr. σπασμός]. A sudden, violent, involuntary, rigid contraction due to muscular action. When persistent, it is called *tonic s.*; when characterized by alternate contraction and relaxation, it is a *clonic s.*; also a sudden but transitory constriction of a passage, canal, or orifice. Spasm is attended by pain and interference with function, producing involuntary movement and distortion. **s. of accommodation**, spasm of the ciliary muscles, producing excess of accommodation for near objects. **athetoid s.**, a spasm in which the affected member makes movements like those of athetosis. **Bell's s.**, convulsive tic. **bronchial s.**, spasmodic contraction of the muscular coat of the bronchial tubes, such as occurs in asthma. **cadaveric s.**, rigor mortis causing movements of the limbs. **canine s.**, the sardonic grin. See *sardonic*. **carpopedal s.**, spasm of the wrist or foot, or of the thumbs and great toes: seen in children with rickets and in cases of laryngismus stridulus. **cerebral s.**, one due to a cerebral lesion. **clonic s.**, a spasm in which rigidity of the muscles is followed immediately by relaxation. **cynic s.** See *risus sardonicus*. **facial s.**, clonic spasm of the muscles supplied by the facial nerve, either involving the entire side of the face or confined to a limited region around the eye. **fixed s.**, permanent rigidity of a muscle or set of muscles. **functional s.** Same as *occupation-neurosis*. See *neurosis*. **habit-s.**, habitually performed spasmodic movements; especially involuntary movements performed habitually in connection with particular acts, as teething. See also *tic*. **handicraft s.**, any occupation-neurosis. **histrionic s.**, convulsive tic; convulsion of the facial muscles analogous to writers' cramp. **inspiratory s.**, spasmodic contraction of the muscles of inspiration. **intention s.**, muscular spasm occurring on attempting voluntary movement. **lock-s.**, a firm tonic spasm that seems to lock the fingers together, as in writers' cramp and in other similar affections. **malleatory s.** Same as *malleation*. **mimic s.**, convulsion of the facial muscles. **mobile s.**, a tonic spasm with irregular movements of the extremities It occurs especially after hemiplegia, and is then called *spastic hemiplegia* and *post-hemiplegic chorea*. **myopathic s.**, that which accompanies a disease of the muscles. **nictitating s.** Same as *winking s.* **nodding s.**, salaam convulsions; clonic spasm of the sternomastoid muscles, producing bowing motions. **occupation s.**, a spasm, such as writers' cramp, due to continual repetition of some movement. **perineal s.**, vaginodynia. **phonatory s.**, spasm of the tensors of the vocal bands. **professional s.** Same as *occupation s.* **progressive torsion s.**, dystonia musculorum deformans. **respiratory s.**, spasm of the muscles of respiration. **retrocolic s.**, spasmodic retroflexion of the head. **Romberg's s.**, masticatory spasm of the muscles supplied by the fifth nerve. **rotatory s.**, intermittent spasm of the splenius muscle causing rotation of the head. **salaam s.** Same as *nodding s.* **saltatory s.**, palmus; clonic spasm of the muscles of the legs, producing a peculiar jumping or springing motion in the patient. **sewing s.**, spasm of the muscles of the forearm and hand in those engaged in sewing, such as seamstresses, shoemakers, tailors, etc. **shoemakers' s.**, spasm of the muscles of the forearm and hand in shoemakers. **Smith's s.**, hephestic hemiplegia. See *hemiplegia*. **synclonic s.**, clonic spasm of more than one muscle. **tetanic s.** 1. Emprosthotonos, pleurothotonos, or opisthotonos. 2. Same as *tonic s.* **tonic s.**, spasm in which rigidity persists for a considerable time. **tonoclonic s.**, a convulsive twitching of the muscles. **tooth s.**, infantile eclampsia. **toxic s.**, that which is due to a poison. **winking s.**, spasmodic twitching of the orbicularis palpebrarum muscle and of the eyelid. **writers' s.**, writers' cramp.

spasmodermia (spaz-mo-der'me-ah) [Gr. σπασμός spasm + δέρμα skin]. A spasmodic affection of the skin.

spasmodic (spaz-mod'ik) [Gr. σπασμώδης]. Of the nature of a spasm.

spasmodism (spaz'mo-dizm). A spasmodic condition due to medullary excitation.

spasmology (spaz-mol'o-je) [Gr. σπασμός spasm + λόγος discourse]. The sum of what is known regarding spasms.

spasmolygmus (spaz-mo-lig'mus) [Gr. σπασμός spasm + λυγμός a sob]. Spasmodic hiccup.

spasmophile (spaz'mo-fil). Same as *spasmophilic*.

spasmophilia (spaz-mo-fil'e-ah) [Gr. σπασμός spasm + φιλεῖν to love]. Spasmophilic diathesis; a condition in which the motor nerves show abnormal sensitiveness to mechanical or electric stimulation, and the patient shows a tendency to spasm, tetany, and convulsions.

spasmophilic (spas-mo-fil'ik). Marked by a tendency to spasms.

spasmotin (spaz'mo-tin). A poisonous ecbolic and acid principle, $C_{20}H_{21}O_9$, from ergot. Dose, ¾–1½ gr. (0.04–0.1 gm.).

spasmotoxin (spaz-mo-toks'in) [Gr. σπασμός spasm + τοξικόν poison]. A poisonous principle from cultures of the bacillus of tetanus.

spasmus (spaz'mus) [L.; Gr. σπασμός spasm]. Same as *spasm*. **s. nu'tans**, nodding spasm.

spasmyl (spaz'mil). A proprietary form of camphor-benzoyl-valerianate. It is put up in perles soluble in the intestines.

spastic (spas'tik) [Gr. σπαστικός]. Of the nature of or characterized by spasms.

spasticity (spas-tis'it-e). The state or quality of being spastic, marked hypertonus of muscles.

spa'tia zonula'ria. Same as *Petit's canal*.

spatial (spa'shal). Pertaining to space.

spatium (spa'she-um), pl. *spa'tia;* Latin for *space*. **s. an'guli i'ridis** [B N A], the space of Fontana. **spa'tia intercosta'lia** [B N A], the intercostal spaces. **spa'tia zonula'ria** [B N A]. Petit's canal.

spatter-dock. See *Nuphar*.

spatula (spat'u-lah) [L.]. A flat, blunt, knife-like instrument, used for spreading plasters and for mixing ointments and masses. **s. mal'lei**, the flat end of the handle of the malleus, attached to the membrana tympani. **Roux's s.**, a small steel spatula for transferring infected material to culture-tubes.

spatulated (spat'u-la-ted). Flattened into the shape of a spatula.

spavin (spa'vin). A disease of the hock-joint of a horse, producing lameness. **blood-s.**, a soft swelling on the inside of the hock, formed by dilatation of a vein. **bog-s.**, a dilatation of the capsular ligament of the tibiotarsal joint of a horse, forming a swelling on the inside of the hock. **bone-s.**, an exostosis on the inside of the hock. **high-s.**, a tumor or enlargement on the upper part of the inside of the hock.

spavined (spav'ind). Affected with spavin.

spay (spa). To deprive of the ovaries.

spearmint (spēr'mint). See under *Mentha*.

specialism (spesh'al-izm). Devotion to a special department of medicine or surgery.

specialist (spesh'al-ist). A practitioner who devotes himself to a special class of diseases.

species (spe'shēz) [L.]. 1. Any primary subdivision of a genus. 2. A mixture or powder prepared from dried herbs, seeds, barks, and the like chiefly intended to be made into a decoction. **aromatic s.** [L. *spe'cies aromat'icæ*], a mixture of garden thyme, wild thyme, peppermint, lavender (2 parts each), and cubeb and cloves (1 part each). **diuretic s.** [L. *spe'cies diuret'icæ*], a mixture of ononis root, lovage root, juniper-berries, and licorice. **emollient s.** [L. *spe'cies emollien'tes*], a powder containing althea leaves, melilot, mallow, flaxseed, and matricaria. **s. laxan'tes**, a mixture of senna, elder-flowers, fennel, anise, and potassium bitartrate. Called also *St. Germain tea*, or *German tea*. **s. ligno'rum**, wood tea; a preparation of sassafras, licorice, ononis root, and guaiacum wood. **s. pectora'les**, a mixture of althea, tussilago, licorice, mullein leaves, and orris root; breast tea.

specific (spe-sif'ik) [L. *specif'icus*]. 1. Pertaining to a species. 2. Produced by a single kind of microörganism. 3. A remedy specially indicated for any particular disease. **s. gravity.** See *gravity*.

specificity (spes-if-is'it-e). The quality or fact of being specific.

specillum (spe-sil'um) [L. *spece're* to look]. A sound or probe.

spectacles (spek'tak-lz) [L. *spectacu'la; specta're* to see]. A pair of lenses in a frame to assist vision. **bifocal s.**, **Franklin s.**, **pantoscopic s.**, spectacles with two half-lenses of different foci for each of the eyes: the upper half for distant, and the lower for near, vision. **compound s.**, spectacles fitted with extra colored glasses, or extra lenses, to be used as occasion requires. **decentered s.**, spectacles with lenses formed from eccentric portions of two convex lenses. **divided s.**, bifocal spectacles. **Masselon's s.**, spectacles with an attachment for keeping the upper lid raised in cases of paralytic ptosis. **mica-s.**, spectacles of sheet mica: used to protect the eye from foreign bodies. **periscopic s.**, spectacles with either menisci or concavoconvex surfaces toward the eyes: these allow the eyes considerable latitude of motion. **prismatic s.**, spectacles for correcting muscular defects. **pulpit s.**, spectacles containing the lower segments of the lenses only. **stenopeic s.**, spectacles fitted with metal plates, having each a small central aperture. **tinted s.**, spectacles of a glass so colored as to protect the eyes from the effects of too bright light. **wire-frame s.**, a kind of spectacles of wire gauze worn to protect the eye from the entrance of foreign bodies.

spectral (spek'tral) Pertaining to a spectrum; performed by means of a spectrum.

spectrochrome (spek'tro-krōm) [L. *spec'trum* + Gr. χρῶμα color]. A term applied to a method of treatment consisting of exposure of the part to be treated to light of various colors.

spectrocolorimeter (spek"tro-ko-lor-im'et-er). An ophthalmospectroscope used in detecting color-blindness for one color.

spectrometry (spek-trom'et-re) [L. *spec'trum* image + *me'trum* measure]. The determination of the places of the lines in a spectrum.

spectrophotometer (spek"tro-fo-tom'et-er) [*spectrum* + *photometer*]. 1. An apparatus for measuring the light-sense by means of a spectrum. 2. An apparatus for estimating the quantity of coloring-matter in solution by the quantity of light absorbed (as indicated by the spectrum) in passing through the solution.

spectrophotometry (spek"tro-fo-tom'et-re). The use of the spectrophotometer.

spectropolarimeter (spek"tro-po-lar-im'et-er). A combined spectroscope and polariscope for determining optical rotation.

spectroscope (spek'tro-skōp) [L. *spec'trum* image + Gr. σκοπεῖν to view]. An instrument for developing and analyzing the spectrum of a body.

spectroscopic (spek-tro-skop'ik). Of, pertaining to, or performed by, the spectroscope.

spectrum (spek'trum), pl. *spec'tra* [L. "image"]. A variously colored band into which light is decomposed in passing through a prism or grating of glass. **absorption s.**, one afforded by light which has passed through various gaseous media, each gas absorbing those rays of which its own spectrum is composed. **chemic s.**, that part of the spectrum which includes the ultra-violet or actinic rays. **chromatic s.**, that part of the spectrum which includes the visible rays. **continuous s.**, one in which Fraunhofer's lines are not developed. **diffraction-s.**, a spectrum formed by the passage of light through a diffraction grating. **fortification s.** See *teichopsia*. **gaseous s.**, one which is afforded by an incandescent gas. **ocular s.** Same as *after-image*. **prismatic s.**, one obtained by refraction through a prism. **solar s.**, that which is afforded by sun-

light. **thermal s,** that part of the spectrum which contains the ultra red or heat rays. **toxin s.,** a diagram in the form of a spectrum employed by Ehrlich to show the neutralizing power of antitoxin.

speculum (spek'u-lum), pl. *spec'ula* [L. " mirror "]. 1. An appliance for opening to view a passage or cavity of the body. 2. The septum pellucidum. **bath-s.,** a kind of vaginal dilator introduced during the bath and allowing the water to fill the vagina. It is used in connection with the sitz-bath. **Bozeman's s.,** a bivalve speculum the blades of which remain parallel when separated. **Brinkerhoff's s.,** a rectal speculum consisting of a conical tube having a closed extremity, but provided with a sliding bar on the side which provides an opening. **Cook's s.,** a three-pronged rectal speculum. **Cusco's s.,** a form of vaginal speculum, the two blades of which are worked by a screw. **duck-billed s.,** a form of two-valved vaginal speculum. **Fergusson's s.,** a cylindric speculum for the vagina made of silvered glass. **Gruber's s.,** a form of ear speculum. **s. Helmon'tii,** the central tendon of the diaphragm. **Kelly's s.,** a rectal speculum tubular in shape and fitted with an obturator. **Martin's s.,** a rectal speculum, consisting of a conical cylinder with an obturator. **Mathew's s.,** a four-pronged rectal speculum. **Politzer's s.,** a form of ear speculum. **s. rhomboi'deum,** the lumbodorsal fascia. **Sims's s.,** a form of duck-billed vaginal speculum. **stop-s.,** an eye speculum with an appliance for controlling the degree to which its branches spread

spedalskhed (sped-alsk'hed). Norwegian leprosy.

Spee's curve, embryo (spāz) [Ferdinand Grof von *Spee,* German embryologist, born 1855]. See under *curve* and *embryo.*

speech (spētsh). The utterance of vocal sounds conveying ideas. **s.-center,** that situated in the third left frontal convolution. See *center.* **clipped s.,** utterance in which the words uttered are slurred over and uncompleted it is sometimes one of the features of general paresis. Called also *slurred s.* **echo-s.** 1. Echolalia. 2. Speech produced in the hypnotic state by pressure on the neck, abdomen, or right eyebrow, or speaking into the mouth. **explosive s.,** loud, sudden enunciation seen in certain brain diseases **mirror-s.,** a speech abnormality in which the order of syllables in a sentence is reversed. **s.-reading,** the understanding by deaf-mutes of what is spoken. **scamping s.** Same as *clipped s.* **scanning-s.,** speech in which the syllables are separated by prolonged pauses. **slurred s.,** the chopping off of syllables on words in speech: seen in paralysis of the insane. **staccato s.,** speech in which each syllable is uttered separately. seen in multiple sclerosis. **s.-tract,** the fibers connecting the speech-center with the nuclei of the nerves which supply the muscles of phonation.

speedwell (spēd'wel). See *Veronica.*

speedy-cut (spe'de-kut). Injury of the foreleg of a horse near the knee, made by the shoe of the opposite foot.

Spencer-Wells facies [Sir Thomas *Spencer-Wells,* English surgeon, 1818–1897]. See *Wells's facies,* under *facies.*

Spengler's fragments, immune body, method, tuberculin, etc. (speng'lerz) [Carl *Spengler,* contemporary Swiss physician]. See under *fragment, body, tuberculin,* etc.

Spens's syndrome (spenz) [Thomas *Spens,* physician in Edinburgh, 1764–1842]. Adams-Stokes' disease. See *disease.*

sperm (sperm) [Gr. *σπέρμα* seed]. 1. The semen or testicular secretion. 2. One of the mature germ-cells of a male animal. **s.-cell,** a spermatozoön; more correctly, a spermatid. **s.-nucleus,** the nucleus of a spermatozoön.

sperma (sper'mah). See *sperm.*

spermaceti (sper-mas-e'te) [L.; also *ceta'ceum;* Gr. *σπέρμα* seed + *κῆτος* whale]. A white, crystalline fat, consisting chiefly of cetyl palmitate, $C_{16}H_{31}O_2.C_{16}H_{33}$, from the head of the sperm-whale, *Physe'ter macroceph'alus,* and the bottle-nosed whale, *Hypero'odon rostra'tus.* It is a demulcent, and is an ingredient of various cerates and ointments. Called also *cetaceum.*

spermacrasia (sper-mak-ra'zhe-ah) [Gr. *σπέρμα* semen + *ἀκρασία* ill mixture]. Deficiency of spermatozoa in the semen.

spermase (sper'mās). An oxidizing enzyme found in barley

spermateliosis (sper"mah-te-le-o'sis). Spermiogenesis.

spermatemphraxis (sper"mat-em-fraks'is) [Gr. *σπέρμα* seed + *ἐμφράσσειν* to obstruct]. Obstruction to the discharge of semen.

spermathanaton (sper-mah-than'at-on) [*sperm* + Gr. *θάνατος* death]. A proprietary contraceptive, being a mixture of sodium meta- and tetraborates, setting free hydrogen peroxid.

spermatic (sper-mat'ik) [L. *spermat'icus;* Gr. *σπερματικός*]. Pertaining to the semen; seminal.

spermatid (sper'mat-id). A cell derived from a secondary spermatocyte by fission, and developing into a spermatozoon. Called also *spermatoblast.*

spermatin (sper'mat-in) [Gr. *σπέρμα* seed]. An albuminoid substance derived from the semen. It is related to mucin and to nucleo-albumin.

spermatism (sper'mat-izm) [Gr. *σπερματισμός*]. The production or discharge of semen.

spermatitis (sper-mat-i'tis). Inflammation of a vas deferens; deferentitis or funiculitis.

spermatoblast (sper'mat-o-blast) [Gr. *σπέρμα* seed + *βλαστός* germ]. A term originally applied to the supporting cell of Sertoli, but now used with the same meaning as *spermatid.*

spermatocele (sper'mat-o-sēl) [Gr. *σπέρμα* seed + *κήλη* tumor]. A cystic distention of the epididymis or the rete testis containing spermatozoa.

spermatocidal (sper"mat-o-si'dal) [*sperm* + L. *cæ'dere* to kill]. Destructive to spermatozoa.

spermatocyst (sper'mat-o-sist) [Gr. *σπέρμα* seed + *κύστις* bladder]. A seminal vesicle; also a spermatocele.

spermatocystectomy (sper"mat-o-sis-tek'to-me) [*spermatocyst* + Gr. *ἐκτομή* excision]. Excision of the seminal vesicles.

spermatocystitis (sper"mat-o-sis-ti'tis). Inflammation of a seminal vesicle.

spermatocystotomy (sper"mat-o-sis-tot'o-me) [*spermatocyst* + Gr. *τομή* cut]. The operation of making an incision into the seminal vesicles for the purpose of draining.

spermatocytal (sper"mat-o-si'tal). Pertaining to a spermatocyte.

spermatocyte (sper'mat-o-sīt) [Gr. *σπέρμα* seed + *κύτος* cell]. The mother-cell of a spermatid. **primary s.,** a cell derived from a spermatogonium. **secondary s.,** one of the two cells into which a primary spermatocyte divides, and which in turn gives origin to spermatids.

spermatogenesis (sper"mat-o-jen'es-is) [Gr. *σπέρμα* semen + *γένεσις* origin]. 1. The development of the spermatozoon. 2. Same as *miosis.*

spermatogenic (sper"mat-o-jen'ik) [Gr. *σπέρμα* semen + *γεννᾶν* to produce]. Producing semen or spermatozoa.

spermatogenous (sper-mat-oj'en-us). Spermatogenic.

spermatogeny (sper-mat-oj'en-e). Same as *spermatogenesis.*

spermatogone (sper'mat-o-gōn). Spermatogonium.

spermatogonium (sper"mat-o-go'ne-um) [Gr. *σπέρμα* seed + *γονή* generation]. An undifferentiated germ cell of a male, originating in a seminal tubule and dividing into two primary spermatocytes. Called also *spermatophore, spermatospore,* and *spermospore.*

spermatoid (sper'mat-oid) [Gr. *σπέρμα* seed + *εἶδος* form]. 1. Resembling semen. 2. A male or flagellated form of the malarial microparasite.

spermatology (sper-mat-ol'o-je) [Gr. *σπέρμα* seed + *λόγος* treatise]. The sum of what is known regarding the semen.

spermatolysin (sper-mat-ol'is-in). A substance causing spermatolysis.

spermatolysis (sper-mat-ol'is-is) [Gr. *σπέρμα* seed + *λύσις* solution]. Destruction or solution of spermatozoa.

spermatolytic (sper"mat-o-lit'ik). Pertaining to spermatolysis.

spermatomere (sper'mat-o-mēr) Spermatomerite.

spermatomerite (sper"mat-o-me'rīt) [Gr. *σπέρμα* seed + *μέρος* part]. One of the granules of chromatin into which the sperm-nucleus splits up after entrance of the spermatozoa.

spermatomicrons (sper"mat-o-mi'kronz) Minute particles found in the semen of various animals. They are seen best with a dark-field microscope and show brownian motion.

spermatopathia, spermatopathy (sper"mat-o-path-e'ah, sper-mat-op'ath-e) [Gr. *σπέρμα* seed + *πάθος* affection]. A diseased condition of the semen.

spermatophobia (sper"mat-o-fo'be-ah) [Gr. *σπέρμα* seed + *φόβος* fear]. A morbid dread of being affected with spermatorrhea.

spermatophore (sper'mat-o-fōr) [Gr. *σπέρμα* seed + *φορεῖν* to carry]. 1. See *spermatogonium.* 2. A capsule containing several spermatozoa.

spermatoplania (sper"mat-o-pla'ne-ah) [Gr. *σπέρμα* seed + *πλάνη* wandering]. Metastasis of the semen.

spermatopoietic (sper"mat-o-poi-et'ik) [Gr. *σπέρμα* seed + *ποιεῖν* to produce]. Subserving or promoting the secretion of semen.

spermatorrhea (sper"mat-or-e'ah) [Gr. *σπέρμα* seed + *ῥοία* flow]. Involuntary, too frequent, and excessive discharge of semen without copulation.

spermatoschesis (sper-mat-os'ke-sis) [Gr. *σπέρμα* semen + *σχέσις* check]. Suppression of the secretion of semen.

spermatosome (sper-mat'o-sōm). Spermatozoön.

spermatospore (sper-mat'o-spōr) [Gr. *σπέρμα* semen + *σπόρος* spore]. A spermatogonium.

spermatotoxin (sper"mat-o-toks'in). Same as *spermoloxin.*

spermatovum (sper-mat-o'vum) [Gr. *σπέρμα* seed + L. *o'vum* egg]. A fecundated ovum.

spermatoxin (sper-mat-oks'in). A toxin destructive to spermatozoa; especially an antibody produced by injecting an animal with spermatozoa.

spermatozoa (sper"mat-o-zo'ah). Plural of *spermatozoon.*

spermatozoal, spermatozoan (sper-mat-o-zo'al, -zo'an). Pertaining to spermatozoa.

spermatozoicide (sper"mat-o-zo'is-īd) [Gr. *σπέρμα* seed + *ζῷον* animal + L. *cæ'dere* to kill]. 1. Causing the death of spermatozoa. 2. An agent which destroys the spermatozoa.

spermatozoid (sper'mat-o-zoid) [Gr. *σπέρμα* seed + *ζῷον* animal + *εἶδος* form]. 1. Same as *spermatozoon.* 2. The male germ cell in plants.

spermatozoön (sper"mat-o-zo'on) [Gr. *σπέρμα* semen + *ζῷον* animal], pl. *spermatozoa.* The motile generative element of the semen which serves to impregnate the ovum. It consists of a head, or nucleus, a middle piece, and a flagellum, or tail.

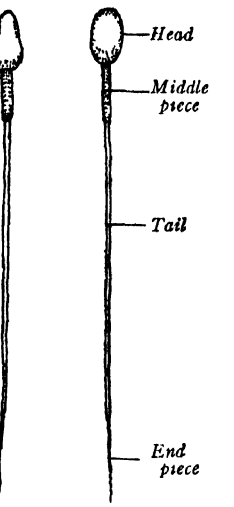

Human spermatozoa, side and flat views (Hill)

spermaturia (sper-mat-u're-ah) [Gr. *σπέρμα* seed + *οὖρον* urine]. The presence or discharge of semen in the urine.

sperm-center (sperm'-sen-ter). The centrosome of the spermatozoön during fertilization.

spermectomy (sper-mek'to-me). Excision of a portion of the spermatic cord.

spermiduct (sper'mid-ukt) [Gr. *σπέρμα* seed + L. *duc'tus* duct]. The ejaculatory duct and vas deferens together.

spermin (sper'min). 1. A base, $NH_2(CH_2)_3NH(CH_2)_4NH(CH_2)_3NH_2$, from semen, sputum, and from various other animal substances. It is a soluble crystalline substance, and has an active tonic and stimulating influence upon the nervous system. It is used in neurasthenia, locomotor ataxia, diabetes, etc., and in all nervous disorders complicated with anemia. Dose of 2 per cent. solution, 8–15 min. (0.5–1 c.c.), subcutaneously. 2. A therapeutic preparation of the testes of animals. Called also *testicle juice.* **s. aurochlorid,** a golden-yellow compound, $C_2H_5N.HCl\ AuCl_3$. **s. phosphate,** the substance, $(C_3H_5N)_4H_4Ca(PO_4)_2$, of which the Charcot-Neumann crystals are composed: found also in various organs and secretions in leukemia, asthma, and emphysema.

sperminum (sper-mi'num). Same as *spermin* (2d def.).

spermiogenesis (sper"mo-jen'is-is). The change of a spermatid into a sperm.

spermoblast (sper'mo-blast) [Gr. *σπέρμα* sperm + *βλαστός* germ]. A spermatid.

spermocytoma (sper-mo-si-to'mah). Same as *seminoma.*

spermolith (sper'mo-lith) [Gr. *σπέρμα* seed + *λίθος* stone]. A calculus in the spermiduct.

spermoloropexis (sper"mo-lo-ro-peks'is). Spermoloropexy.

spermoloropexy (sper-mo-lo'ro-peks-e) [Gr. *σπέρμα* semen + *λῶρον* thong + *πῆξις* fixation]. Fixation of the spermatic cord to the periosteum of the pubes in operation for undescended testicle.

spermolysin (sper-mol'is-in). Same as *spermoloxin.*

spermolysis (sper-mol'is-is) [Gr. *σπέρμα* seed + *λύσις* solution]. Destruction of spermatozoa.

spermolytic (sper-mo-lit'ik). Destroying spermatozoa.

spermoneuralgia (sper"mo-nu-ral'je-ah) [Gr. *σπέρμα* seed + *νεῦρον* nerve + *ἄλγος* pain]. Neuralgic pain in the spermatic cord.

Spermoph'ilus citil'lus. The small marmot; a Manchurian rodent which may harbor plague germs.

spermophlebectasia (sper"mo-fleb-ek-ta'se-ah) [Gr. *σπέρμα* seed + *φλέψ* vein + *ἔκτασις* distention]. Varicosity of the spermatic veins.

spermoplasm (sper'mo-plazm) [Gr. *σπέρμα* seed + *πλάσμα* plasm]. The protoplasm of the spermatids.

spermosphere (sper'mo-sfēr) [Gr. *σπέρμα* seed + *σφαῖρα* sphere]. A group or mass of spermatids formed by the segmentation of a secondary spermatocyte.

spermospore (sper'mo-spōr). Same as *spermatogonium.*

spermotoxic (sper-mo-toks'ik). Pertaining to a spermotoxin.

spermotoxin (sper-mo-toks'in). Spermatoxin.

spes phthis'ica [L.]. A feeling of hopefulness of recovery frequently felt by patients with tuberculosis.

sp. gr. An abbreviation for *specific gravity.*

sph. Abbreviation for *spheric* or *spheric lens.*

sphacelate (sfas'el-āt) [Gr. σφάκελος gangrene]. To become gangrenous.

sphacelation (sfas-el-a'shun). The formation of a sphacelus, mortification.

sphacelism (sfas'el-izm) [Gr. σφακελισμός]. Sphacelation or necrosis; sloughing.

sphaceloderma (sfas"el-o-der'mah) [Gr. σφάκελος gangrene + δέρμα skin]. Gangrene of the skin.

sphacelotoxin (sfas"el-o-toks'in) [Gr. σφάκελος gangrene + τοξικόν poison]. 1. Same as *spasmotin.* 2. A poisonous, yellow resin obtainable from ergot. Dose, $\frac{1}{80}$–$\frac{1}{12}$ gr. (0.0022–0.0054 gm.).

sphacelous (sfas'el-us). Affected with gangrene, sloughing.

sphacelus (sfas'el-us) [L.; Gr. σφάκελος]. A slough or mass of gangrenous tissue.

sphæræsthesia (sfer-es-the'zhe-ah). See *spheresthesia.*

Sphæria sinensis (sfe're-ah si-nen'sis). A singular fungus found in China, where it is highly esteemed as a medicine.

sphærobacte'ria. See *spherobacteria.*

Sphærococcus (sfe-ro-kok'us) [Gr. σφαῖρα sphere + κόκκος berry]. A genus or form of bacterial cocci. **S. ac'idi lac'tici,** a species from milk.

sphagiasmus (sfa-je-az'mus) [Gr. σφαγή throat]. Contraction of the neck muscles in an epileptic attack; also same as *petit mal.*

sphagitides (sfaj-it'id-ēz) [Gr σφαγῖτις jugular; σφαγή throat]. An old name for the so-called jugular vessels, *i. e.*, those of the loins and lower extremities.

sphagitis (sfa-ji'tis) [Gr. σφαγή throat + -ιτις inflammation] Any throat inflammation.

sphagnol (sfag'nol). A distillation of peat; said to contain creosote combined with sulphur. used in skin diseases.

sphenethmoid (sfen-eth'moid). Same as *spheno-ethmoid.*

sphenion (sfe'ne-on), pl. *sphe'nia* [Gr. σφήν wedge]. The cranial point at the sphenoid angle of the parietal bone.

sphenobasilar (sfe-no-bas'il-ar). Pertaining to the sphenoid bone and the basilar part of the occipital bone.

sphenoccipital (sfe-nok-sip'it-al). Pertaining to the sphenoid and occipital bones.

sphenocephalus (sfe-no-sef'al-us) [Gr. σφήν wedge + κεφαλή head]. A monster-fetus with a wedge-shaped head.

sphenocephaly (sfe-no-sef'al-e). The condition of having a wedge-shaped head.

spheno-ethmoid (sfe-no-eth'moid). Noting the curved plate of bone in front of the lesser wing of the sphenoid bone.

sphenofrontal (sfe-no-frun'tal). Pertaining to the sphenoid and frontal bones.

sphenoid (sfe'noid) [Gr. σφήν wedge + εἶδος form]. 1. Wedge-shaped. 2. A very irregular wedge-shaped bone at the base of the skull. 3. A proprietary wedge-shaped suppository.

sphenoidal (sfe-noid'al). Pertaining to the sphenoid bone.

sphenoiditis (sfe-noi-di'tis). Inflammation of the sphenoid sinus.

sphenomalar (sfe-no-ma'lar). Pertaining to the sphenoid and malar bones.

sphenomaxillary (sfe-no-maks'il-a-re). Pertaining to the sphenoid bone and the maxilla.

sphenometer (sfe-nom'et-er) [Gr. σφήν wedge + μέτρον measure]. An instrument for measuring a wedge of bone removed in operations for correcting curvatures.

spheno-occipital (sfe"no-oks-ip'it-al). Pertaining to the sphenoid and occipital bones.

sphenopalatine (sfe-no-pal'at-in). Pertaining to or in relation with the sphenoid and palatine bones.

sphenoparietal (sfe"no-par-i'et-al). Pertaining to the sphenoid and parietal bones.

sphenopetrosal (sfe"no-pe-tro'sal). Pertaining to the sphenoid bone and the petrosa.

sphenorbital (sfe-nor'bit-al). Pertaining to the sphenoid bone and the orbits.

sphenosalpingostaphylinus (sfe"no-sal-ping"-o-staf-il-i'nus). The tensor palati muscle.

sphenosis (sfe-no'sis) [Gr. σφήν wedge]. A wedging of the fetus in the pelvis.

sphenosquamosal (sfe"no-skwa-mo'sal). Pertaining to the sphenoid bone and the squamous portion of the temporal bone.

sphenotemporal (sfe-no-tem'po-ral). Pertaining to the sphenoid and temporal bones.

sphenotic (sfe-no'tik) [Gr. σφήν wedge + οὖς ear]. Noting a fetal bone which becomes that part of the sphenoid which is adjacent to the carotid groove.

sphenotresia (sfe-no-tre'ze-ah) [Gr. σφήν wedge + τρῆσις boring]. Boring of the skull in craniotomy.

sphenotribe (sfe'no-trīb) [Gr. σφήν wedge + τρίβειν to rub]. An instrument for crushing the basal portion of the fetal skull.

sphenotripsy (sfe'no-trip-se). The crushing of the fetal head with the sphenotribe.

sphenoturbinal (sfe-no-tur'bin-al). Noting a thin, curved bone in front of each of the lesser wings of the sphenoid, with which bone it becomes fused.

sphenovomerine (sfe-no-vo'mer-in). Pertaining to the sphenoid and to the vomer.

sphenozygomatic (sfe"no-zi-go-mat'ik). Pertaining to the sphenoid and zygomatic bones.

sphere (sfēr) [Gr. σφαῖρα sphere]. A ball or globe. **attraction-s.** See under *attraction.* **embryotic s.** See *segmentation s.* **s.-granule,** a large granular cell or corpuscle seen in serous exudation. **segmentation s.** 1. The morula: the mass of cells formed by the segmentation of the nucleus of an ovum. 2. A blastomere. **vitelline s., yolk-s.** Same as *segmentation s.* (1).

spheresthesia, sphæresthesia (sfe-res-the'ze-ah) [Gr. σφαῖρα sphere + αἴσθησις sensation]. A morbid sensation, as of contact with a ball.

spheric, spherical (sfer'ik, sfer'ik-al) [Gr. σφαιρικός]. Pertaining to a sphere; sphere-shaped.

spherobacteria, sphærobacteria (sfe"ro-bakte're-ah) [Gr. σφαῖρα sphere + βακτήριον bacterium]. A group of bacterial organisms to which the micrococci belong.

spherocylinder (sfe-ro-sil'in-der). A combined spheric and cylindric lens.

spheroid, spheroidal (sfe'roid, sfe-roid'al) [Gr. σφαῖρα sphere + εἶδος form]. Having the form or shape of a sphere.

spheroiding (sfe'roi-ding). The formation of globules; particularly in dentistry, the formation of globules by amalgam on hardening, so that the filling of a tooth draws away from the margins of the cavity.

spherolith (sfe'ro-lith) [Gr. σφαῖρα sphere + λίθος stone]. Any one of the minute spheric deposits found in the kidney tissue ofathe newborn. They are probably uratic deposits.

spheroma, sphæroma (sfe-ro'mah). A globular tumor.

spherometer (sfe-rom'et-er) [Gr. *σφαῖρα* sphere + *μέτρον* measure]. An instrument for measuring the curvature of a surface.

spherospermia (sfe-ro-sper'me-ah) [Gr. *σφαῖρα* ball + *σπέρμα* seed]. A round, tail-less spermatozoön.

spherule (sfer'ūl). A small sphere. **paranuclear s.**, the archiplasm.

sphincter (sfingk'ter) [L.; Gr. *σφιγκτήρ* binder]. A ring-like muscle which closes a natural orifice. See *muscles, table of*. **s. a'ni.** See under *muscles, table of*. **cardiac s.**, the ring-like muscle surrounding the esophagus where it opens into the stomach. **Henle's s.**, the muscular fibers which surround the prostatic urethra. **Hyrtl's s.**, an incomplete band of muscular fibers in the rectum a few inches above the anus. **s. i'ridis**, the muscle which produces contraction of the iris. **Nélaton's s.**, an occasional and often incomplete belt of muscle-fibers of the rectum at the level of the prostate. **O'Beirne's s.**, a band at the junction of the colon and rectum. **s. oc'uli**, the orbicularis palpebrarum muscle. **Oddi's s.**, a contraction of the common bile-duct at the neck of the ampulla of Vater. **s. o'ris**, the orbicularis oris muscle. **prepyloric s.**, a band of muscle-fibers in the stomach-wall above the pyloric sphincter **pyloric s.**, a thickening of the muscular wall of the stomach around the pyloric opening. **third s.**, Houston's valve. **s. ure'thræ.** See under *muscles, table of*. **s. vagi'næ**, the bulbocavernosus muscle. **vasculolymphatic nervous s.**, a supposed contracting band of fibers at the margin of the pupil. **s. vesi'cæ.** See under *muscles, table of*.

sphincteral (sfingk'ter-al). Pertaining to a sphincter.

sphincteralgia (sfingk-ter-al'je-ah) [Gr. *σφιγκτήρ* sphincter + *ἄλγος* pain]. Pain in the sphincter ani.

sphincterectomy (sfingk-ter-ek'to-me) [Gr. *σφιγκτήρ* sphincter + *ἐκτομή* excision]. Oblique blepharotomy

sphincterial, sphincteric (sfingk-te're-al, sfingk-ter'ik). Pertaining to a sphincter.

sphincterismus (sfingk-ter-iz'mus) [Gr. *σφιγκτήρ* sphincter]. Spasm of the sphincter ani.

sphincterolysis (sfingk-ter-ol'is-is) [Gr. *σφιγκτήρ* sphincter + *λύσις* loosing]. The operation of separating the iris from the cornea in anterior synechia.

sphincteroplasty (sfingk'ter-o-plas-te) [Gr. *σφιγκτήρ* sphincter + *πλάσσειν* to mold]. The plastic surgical repair of a defective sphincter.

sphincteroscope (sfingk'ter-os-kōp) [Gr. *σφιγκτήρ* sphincter + *σκοπεῖν* to view]. A speculum for inspecting the anal sphincter.

sphincteroscopy (sfingk-ter-os'ko-pe) [Gr. *σφιγκτήρ* sphincter + *σκοπεῖν* to view]. Inspection of the anal sphincter.

sphincterotomy (sfingk-ter-ot'o-me) [Gr. *σφιγκτήρ* sphincter + *τέμνειν* to cut]. The cutting of a sphincter.

sphingoin (sfing'o-in). A leukomain, $C_{17}H_{35}NO_2$, from the substance of the brain.

sphingol (sfin'gol). An alcohol, $C_9H_{18}O$, obtained from sphingomyelinic acid by hydrolysis.

sphingomyelin (sfing-o-mi'el-in). A phosphatid that is not extracted from the white substance of the brain by ether.

sphingomyelinic acid (sfing"o-mi-el-in'ik). A mono-amino-mono-phosphatid obtained from sphingomyelin by hydrolysis.

sphingosin (sfing'o-sin). A nitrogenous base, $C_{17}H_{35}NO_2$, derived from the phrenosin and kerasin of brain substance by hydrolysis.

sphygmic (sfig'mik) [Gr. *σφυγμικός*]. Pertaining to the pulse.

sphygmobologram (sfig-mo-bo'lo-gram). A tracing made by the sphygmobolometer.

sphygmobolometer (sfig"mo-bo-lom'et-er) [Gr. *σφυγμός* pulse + *βῶλος* mass + *μέτρον* measure]. An instrument for measuring and recording the energy of the pulse-wave, and so, indirectly, the strength of the systole.

sphygmobolometry (sfig"mo-bo-lom'et-re). The use of the sphygmobolometer.

sphygmocardiogram (sfig-mo-kar'de-o-gram). The tracing made by a sphygmocardiograph.

sphygmocardiograph (sfig-mo-kar'de-o-graf) [Gr. *σφυγμός* pulse + *καρδία* heart + *γράφειν* to write]. An instrument for recording the pulse-waves and heart-beat at the same operation.

sphygmocardioscope (sfig-mo-kar'de-o-skōp) [Gr. *σφυγμός* pulse + *καρδία* heart + *σκοπεῖν* to view]. An apparatus that records on a disk the behavior of the pulse, heart action, and sounds.

sphygmochronograph (sfig-mo-kro'no-graf) [Gr. *σφυγμός* pulse + *χρόνος* time + *γράφειν* to write]. A form of self-registering sphygmograph.

sphygmodynamometer (sfig"mo-di-nam-om'et-er) [Gr *σφυγμός* pulse + *δύναμις* power + *μέτρον* measure]. An instrument for determining the force of the pulse.

sphygmogenin (sfig-moj'en-in) [Gr. *σφυγμός* pulse + *γεννᾶν* to produce]. An old name for *adrenalin*.

sphygmogram (sfig'mo-gram) [Gr. *σφυγμός* pulse + *γράμμα* record]. A sphygmographic tracing; the record or tracing made by a sphygmograph.

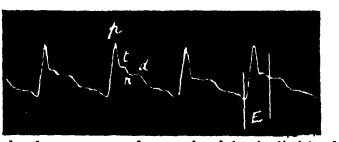

Radial sphygmogram from a healthy individual: *p*, The percussion wave, *t*, tidal or predicrotic wave; *n*, dicrotic or aortic notch, *d*, dicrotic wave, *E* is the sphygmic period during which the semivalves are open. (Hay.)

It consjsts of a curve having a sudden rise (*primary elevation*), followed by a sudden fall, after which there is a gradual descent marked by a number of secondary elevations

sphygmograph (sfig'mo-graf) [Gr. *σφυγμός* pulse + *γράφειν* to write]. An instrument for registering the movements, form, and force of the arterial pulse. Vierordt's sphygmograph (1855) and Marey's (1860) were the earliest. The latter, variously modified, is the kind principally used.

sphygmographic (sfig-mo-graf'ik). Pertaining to the sphygmograph.

sphygmography (sfig-mog'raf-e). The scientific record of pulse-traces.

sphygmoid (sfig'moid) [Gr. *σφυγμός* pulse + *εἶδος* form]. Resembling the pulse.

sphygmology (sfig-mol'o-je) [Gr. *σφυγμός* pulse + *λόγος* treatise]. The sum of what is known regarding the pulse.

sphygmomanometer (sfig"mo-man-om'et-er) [Gr. *σφυγμός* pulse + *μανός* thin + *μέτρον* measure]. An instrument for measuring blood-pressure in the arteries. See p. 1101 for various forms of instrument. **Riva-Rocci s.** See illustration, p. 1101. **Rogers's s.**, an arm sphygmomanometer with an aneroid barometer instead of a mercury manometer.

sphygmomanometroscope (sfig-mo-man-o-met'ro-skōp). An apparatus that combines in one the Riva-Rocci cuff, the tonometer, the two manometers of Busch, and the water manometer used for determining the blood-pressure of the upper extremity.

sphygmometer (sfig-mom'et-er) [Gr. *σφυγμός* pulse + *μέτρον* measure]. An instrument for measuring the force and frequency of the pulse.

sphygmometrograph (sfig-mo-met'ro-graf). An apparatus for recording the maximal and minimal arterial pressures.

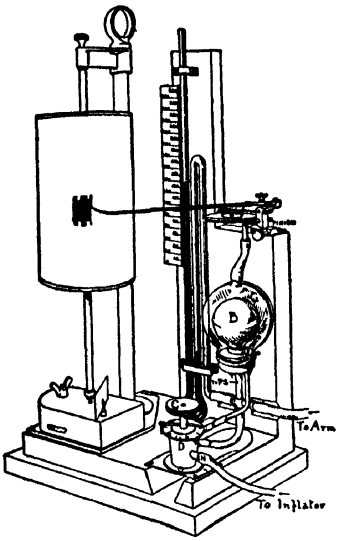

Erlanger's sphygmomanometer.



Faught's sphygmomanometer



Hill and Barnard's sphygmometer.



Janeway's sphygmomanometer



Riva-Rocci's sphygmomanometer.



Stanton's sphygmomanometer

VARIOUS FORMS OF SPHYGMOMANOMETERS

sphygmometroscope (sfig-mo-met'ro-skōp). An instrument for taking the blood-pressure by the auscultatory method.

sphygmo-oscillometer (sfig"mo-os-il-om'et-er). A form of sphygmomanometer in which the disappearance and reappearance of the pulse are indicated by an oscillating needle.

sphygmopalpation (sfig"mo-pal-pa'shun). The act of palpating or feeling the pulse.

sphygmophone (sfig'mo-fōn) [Gr. *σφυγμός* pulse + *φωνή* sound]. An apparatus for rendering audible the vibrations of the pulse.

sphygmoplethysmograph (sfig"mo-ple-thiz'-mo-graf). A plethysmograph which traces a record of the pulse, together with the curve of fluctuation of volume.

sphygmoscope (sfig'mo-skōp) [Gr. *σφυγμός* pulse + *σκοπεῖν* to view]. A device for rendering the pulse-beat visible. **Bishop's s.**, an apparatus for measuring the blood-pressure, especially the diastolic pressure.

sphygmoscopy (sfig-mos'ko-pe) [Gr. *σφυγμός* pulse + *σκοπεῖν* to view] Examination of the pulse.

sphygmosystole (sfig-mo-sis'to-le) [Gr. *σφυγμός* pulse + *systole*]. That part of the sphygmogram that corresponds to the systole of the heart.

sphygmotonograph (sfig-mo-to'no-graf) [Gr. *σφυγμός* pulse + *τόνος* tension + *γράφειν* to write]. An instrument for recording simultaneously the blood-pressure, the carotid or jugular pulse, the brachial pulse, and the time in ⅕ seconds.

sphygmotonometer (sfig"mo-to-nom'et-er) [Gr. *σφυγμός* pulse + *τόνος* tension + *μέτρον* measure]. An instrument for measuring the elasticity of the arterial walls.

sphygmoviscosimetry (sfig"mo-vis-ko-sim'et-re) [Gr. *σφυγμός* pulse + *viscosity* + *μετρον* measure]. Measurement of the blood-pressure and the viscosity of the blood.

sphyrectomy (sfi-rek'to-me) [Gr. *σφῦρα* malleus + *ἐκτομή* excision]. Surgical removal of the malleus.

sphyrotomy (sfi-rot'o-me) [Gr. *σφῦρα* malleus + *τομή* a cutting]. Surgical removal of a portion of the malleus.

spica (spi'kah) [L. " ear of wheat "]. A figure-of-eight bandage with turns that cross one another. See *bandage*.

spice-bush (spīs'bush). A tall shrub of North America, *Lin'dera benzo'in:* its bark is an aromatic and stimulant diaphoretic, and is said to be a good febrifuge. Dose of fluidextract, 1–2 fl.dr. (4–8 c.c.).

spicular (spik'u-lar). Pertaining to a spicule.

spicule (spik'ūl) [L. *spic'ulum*]. A sharp, needle-like body.

spiculum (spik'u-lum), pl. *spic'ula* [L.]. See *spicule*.

spider-cells (spi'der-selz). See *Deiters' cells*, under *cell*.

spider-lick (spi'der-lik). A troublesome affection of the skin in India due to an insect.

spider-web (spi'der-web) [L. *te'la ara'nea; ara'neum*]. The web of various species of spider: hemostatic.

Spiegler's test (spe'glerz) [dermatologist of Vienna, 1860–1908]. See under *tests*.

Spigelia (spi-je'le-ah) [after A. van der *Spiegel*, 1558–1625]. A genus of loganiaceous plants. The rhizome and roots of *S. marilan'dica*, pinkroot, are an efficient vermifuge: used especially for round-worms. Dose of fluidextract, 15–60 min. (1–4 c.c.); of fluidextract of spigelia and senna, ½–2 fl dr. (2–8 c.c.).

spigelian (spi-je'le-an). Noting a lobule of the liver (named after A. van der *Spiegel*, or Spigelius, a Flemish anatomist, 1558–1625)—the lobules spigelii. It is the smallest lobe of the liver, projecting from the posterior part of the under surface of the right lobe.

spigelin (spi-je'lin). A bitter volatile principle from *Spige'lia marilan'dica* and *S. anthel'mia*, of tropical America. purgative.

spikenard (spik'nard) [L. *nar'dus*, or *spi'ca nar'di*]. The plant, *Nardos'tachys jatamans'i;* also the name of various fragrant valerianaceous and other plants: now chiefly used in oriental medicine. **American s.**, the *Ara'lia racemo'sa*, an aromatic plant; used mainly in domestic medicine; a stimulant diaphoretic. Dose of fluidextract of the rhizome, 1–2 fl.dr (4–8 c.c.). **false s.**, *Andropo'gon nar'dus*, an aromatic and stimulant East Indian grass; also *Smila'cina racemo'sa*, a North American plant.

Spilanthes (spi-lan'thēz) [Gr. *σπίλος* spot + *ἄνθος* flower]. A genus of composite-flowered plants. *S. acmel'la*, the Para cress of tropical America and Asia, is an excellent remedy for toothache.

spiloma (spi-lo'mah) [Gr. *σπίλωμα* spot]. Same as *nevus*.

spiloplania (spi-lo-pla'ne-ah) [Gr. *σπίλος* spot + *πλάνος* wandering]. A transient erythema.

spiloplaxia (spi-lo-plaks'e-ah) [Gr. *σπίλος* spot + *πλάξ* plate]. A red spot seen in cases of leprosy, or pellagra.

spilus (spi'lus) [Gr *σπίλος* spot]. Same as *nevus*.

spina (spi'nah), pl. *spi'næ* [L. " spine," " thorn "]. Any spine-like process or projection. **s. angula'ris** [B N A], the spinous process of the sphenoid bone. **s. bif'ida**, congenital cleft of the vertebral column with meningeal protrusion. **s. bif'ida occul'ta**, spina bifida in which there is a defect of the vertebral arches without protrusion of the cord and its membranes. **s. fronta'lis** [B N A], the nasal spine. **s. hel'icis** [B N A], the spinous process of the helix of the ear. **s. ischiad'ica** [B N A], spine of the ischium. **s. mea'tus**, a pointed process projecting from the temporal bone, just above and at the back of the auditory meatus. **s. menta'lis** [B N A], the mental spine **s. teg'minis**, a process of bone in the middle ear, over the entrance to the mastoid antrum. **s. trochlea'ris** [B N A], the trochlear spine **s. tympan'icæ**, the two projecting points of the tympanic plate **s. vento'sa**, enlargement and thinning of a bone in cancer or caries, with an appearance as if it were puffed full of air.

spinacin (spi'nas-in). A protein obtained from the cytoplasm of the cells of spinach leaves. It is insoluble in water and in salt solutions, but soluble in very slight excess of either acid or alkali.

spinal (spi'nal) [L *spina'lis*]. Pertaining to a spine or to the spinal column. **s. column**, the column composed of the vertebræ with their fibrocartilages and ligaments, and inclosing the spinal canal. **s. cord**, the cord-like structure contained in the spinal canal, and extending from the foramen magnum to the second lumbar vertebra. It is directly continuous with the oblongata, and with the brain constitutes the cerebrospinal axis. It is inclosed by three *membranes*—the dura mater, arachnoid, and pia mater. The spinal cord gives off the spinal nerves, and is divided into cervical, thoracic, lumbar, sacral, and coccygeal regions, corresponding to the nerves given off. There is an enlargement of the cord (cervical enlargement) where the nerves of the arms are given off, and one (lumbar enlargement) where those of the legs are given off. The cord is divided by anterior and posterior median fissures into two lateral halves; these halves are connected by an isthmus, which is made up of the anterior white commissure and the anterior and posterior gray commissures. The cord is pierced longitudinally by a *central canal* running through the cord. Each lateral half of the cord is made up of a central portion of gray matter inclosed by white matter. The *gray matter* consists of an anterior and a posterior horn, connected respectively with an anterior

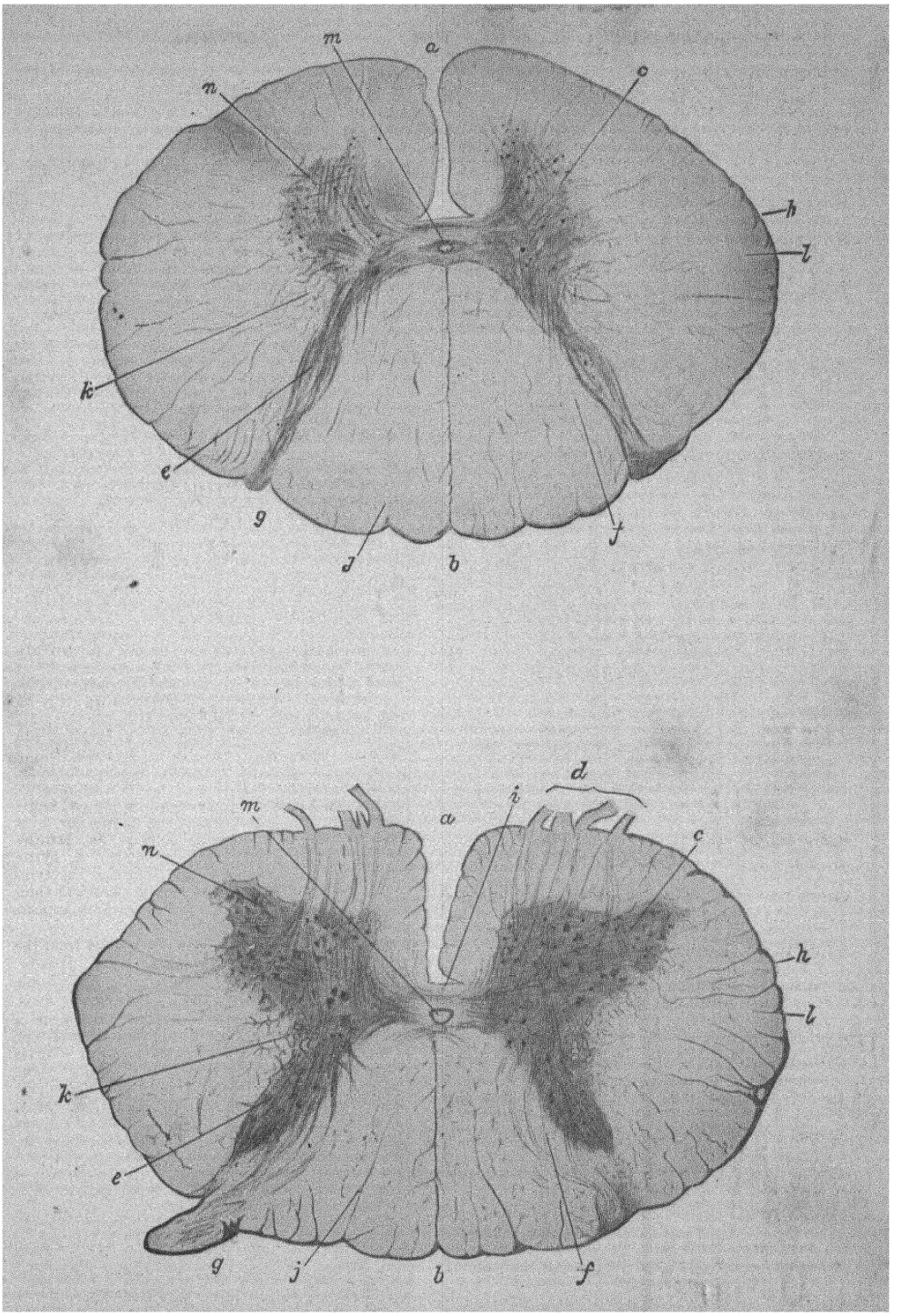

TRANSVERSE SECTIONS OF THE SPINAL CORD STAINED WITH ANILINE BLUE-BLACK; × 10.

A, Upper cervical region; B, lower cervical region.

a, Anterior median fissure, *b*, posterior median septum; *c*, anterior horn of gray matter, *d*, anterior nerve-root; *e*, posterior horn of gray matter; *f*, internal radicular fasciculus of posterior nerve-root; *g*, posterior nerve-root; *h*, pia mater, *i*, anterior white commissure; *j*, septum of pia mater, marking off internal from external subdivision of the posterior column; *k*, network of gray matter, *l*, white matter of cord; *m*, central canal of cord; *n*, nerve-cells of anterior horn.

LOCALIZATION OF THE FUNCTIONS OF THE SEGMENTS OF THE SPINAL CORD (STARR).

Segment.	Muscles.	Reflex.	Sensation.
econd and third cervical.	Sternomastoid, trapezius, scaleni, and neck, diaphragm.	Hypochondrium (?); sudden inspiration produced by sudden pressure beneath the lower border of ribs.	Back of head to vertex; neck.
ourth cervical.	Diaphragm, deltoid, biceps, coracobrachialis, supinator longus, rhomboid, supraspinatus, and infraspinatus.	Pupil, fourth to seventh cervical; dilatation of the pupil produced by irritation of the neck.	Neck, upper shoulder, outer arm.
ifth cervical.	Deltoid, biceps, coracobrachialis, brachialis anticus, supinator longus, supinator brevis, rhomboid, teres minor, pectoralis, serratus magnus.	Scapular, fifth cervical to first dorsal; irritation of the skin over scapula produces contraction of the scapular muscles. Supinator longus; tapping its tendon in wrist produces flexion of forearm.	Back of shoulder and arm; outer side of arm and forearm, front and back.
ixth cervical.	Biceps, brachialis anticus, pectoralis (clavicular part), serratus magnus, triceps, extensors of wrist and fingers, pronators.	Triceps, fifth to sixth cervical; tapping elbow-tendon produces extension of forearm; posterior wrist, sixth to eighth cervical; tapping tendon causes extension of hand	Outer side of forearm, front and back, outer half of hand.
eventh cervical.	Triceps (long head), extensors of wrist and fingers, pronators of wrist, flexors of wrist, subscapular, pectoralis (costal part) latissimus dorsi, teres major.	Anterior wrist, seventh to eighth cervical; tapping anterior tendons causes flexion of wrist; palmar, seventh cervical to first dorsal; striking palm causes closure of fingers.	Inner side of back of arm and forearm; radial half of hand.
ighth cervical.	Flexors of wrist and fingers, intrinsic muscles of hand.	. . . . .	Forearm and hand, inner half.
irst dorsal.	Extensors of thumb, intrinsic hand-muscles, thenar and hypothenar eminences.	. . . . .	Forearm, inner half, ulnar distribution to hand.
econd to twelfth dorsal.	Muscles of back and abdomen, erectores spinæ.	Epigastric, fourth to seventh dorsal; tickling mammary region causes retraction of the epigastrium; abdominal, seventh to eleventh dorsal, striking side of abdomen causes retraction of belly.	Skin of chest and abdomen in bands running around and downward, corresponding to spinal nerves; upper gluteal region.
irst lumbar	Iliopsoas, sartorius, muscles of abdomen.	Cremasteric, first to third lumbar; striking inner thigh causes retraction of scrotum.	Skin over groin and front of scrotum.
econd lumbar.	Iliopsoas, sartorius, flexors of knee (Remak), quadriceps femoris.	Patellar tendon, striking tendon causes extension of leg.	Outer side of thigh.
hird lumbar.	Quadriceps femoris, inner rotators of thigh, abductors of thigh.	. . . . .	Front and inner side of thigh.
ourth lumbar.	Abductors of thigh, adductors of thigh, flexors of knee (Ferrier), tibialis anticus	Gluteal, fourth to fifth lumbar; striking buttock causes dimpling in fold of buttock.	Inner side of thigh and leg to ankle; inner side of foot.
ifth lumbar.	Outward rotators of thigh, flexors of knee (Ferrier), flexors of ankle, extensors of toes.	. . . . .	Back of thigh, back of leg, and outer part of foot.
irst and second sacral.	Flexors of ankle, long flexors of toes, peronei, intrinsic muscles of foot.	Plantar, tickling sole of foot causes flexion of toes and retraction of leg.	Back of thigh, leg, and foot; outer side.
hird to fifth sacral.	Peroneal muscles	Foot reflex, Achilles tendon; overextension of foot causes rapid flexion, ankle-clonus, bladder and rectal centers.	Skin over scrotum, anus, perineum, genitals.

and a posterior nerve-root, and of masses of nerve cells. The *white matter* is made up of an anterolateral column, which consists of the direct pyramidal tract, or column of Türck, the crossed pyramidal tract, the cerebellar tract, the postero-external column, or column of Burdach, containing the posterior root-zone, and the posteromedian column, or column of Goll. The spinal cord is a center for certain reflex actions, and forms a pathway to and from the brain. **s. nerves**, the thirty-one pairs of nerves which arise from the spinal cord and pass out between the vertebræ. They include eight pairs of cervical, twelve of dorsal, five of lumbar, five of sacral, and one of coccygeal. See *nerves, table of*.

spinalgia (spi-nal'je-ah) [*spine* + Gr. ἄλγος pain]. Pain in the spinal region. **Petruschky's s.**, tenderness in the interscapular region in tuberculosis of the bronchial lymph-nodes.

spinalis (spi-na'lis). See *muscles, table of*.

spinant (spi'nant). Any agent which acts directly upon the spinal cord, increasing its reflex activity.

spinate (spi'nāt) [L. *spina'tus*]. Having thorns; shaped like a thorn.

spindle (spin'dl). The fusiform figure of achromatin in the cell-nucleus during mitosis. It consists of fine threads radiating out from the centrosomes and connecting the centrosomes with one another. Called also *achromatic s.*, *nuclear s.*

See *karyokinesis*. **aortic s.**, the dilated part of the aorta just below the isthmus. **central s.**, the bundle of fibers in the axial part of the spindle of an amphiaster. **His's s.**, a spindle-shaped dilatation of the aorta just beyond the isthmus. **muscular s.**, a fiber of striated muscle. **neuromuscular s.**, a spindle-shaped structure in muscles, composed of striated muscular fibers inclosed by a sheath of connective tissue, and supplied by a nerve-fiber. **nuclear s.** See *spindle*. **tigroid s.**, the spindle-shaped individuals of Nissl bodies.

spindle-celled (spin'dl-seld). Having slender, fusiform cells.

spindle-tree (spin'dl-trē). See *Euonymus*.

spine (spīn) [L. *spina*] 1. A slender, thorn-like process of bone. 2. The vertebral column. 3. The central ridge on the internal surface of a horse's hoof, between the branches of the frog. Called also *frog-stay*. **alar s.** Same as *angular s.* **angular s.**, the spinous process of the sphenoid bone. **aortic s.**, a spindle-shaped dilatation of the aorta just below the isthmus. **Civinini's s.**, the small eminence of the outer edge of the external pterygoid plate, to which is attached the pterygospinous ligament. **deltoid s.**, the deltoid tubercle. See *tubercle*. **dorsal s.**, the spinal column. **hemal s.**, the anterior part of the typic vertebra. In man it is formed by the sternum. **Henle's s.**, the spina meatus. **hysteric s.**, a condition seen in neurotic patients in which there is simulation of vertebral disease, with curvature, etc. **s's of the ilium**, the projecting extremities of the crest of the ilium, and a similar pair of spines below, separated from the former by the iliac notch. **s. of the ischium**, the projection near the center of the posterior border of the ischium, to which is attached the lesser sacrosciatic ligament. **meatal s.**, the spina meatus. **mental s.**, any one of the small processes on the deep aspect of the symphysis of the inner jaw bone. **nasal s.**, any of the three processes, anterior, posterior, and superior, about the nasal fossæ. **neural s.**, the spinous process of a vertebra. **palatine s.**, one of the ridges on the lower surface of the palatal process of the maxilla. **peroneal s.** See *trochlear process*, under *process*. **s. of the pubis**, the outer projecting end of the crest of the pubis. **railway s.**, a set of obscure nervous phenomena sometimes following railway accidents. **s. of the scapula**, the projecting ridge on the posterior surface of the scapula. **sciatic s.**, the spine of the ischium. **s. of the sphenoid**, the pointed backward projection of the lower angle of the great wing of the sphenoid. **Spix's s.**, a bony spine at the edge of the inferior dental foramen for the attachment of the internal lateral ligament. **suprameatal s.**, the spina meatus. **s. of the tibia**, the upward projecting eminence on the head of the tibia. **trochlear s.**, a depression on the orbital surface of the frontal bone for the attachment of the trochlea of the superior oblique muscle. **typhoid s.**, a painful condition of the spinal column following typhoid fever.

spinibular (spi-nib'u-lar). Same as *spinobulbar*.

spinicerebellar (spi"nis-er-e-bel'ar). Same as *spinocerebellar*.

spinifugal (spi-nif'u-gal) [L. *spi'na* spine + *fu'gere* to flee]. Going, conducting, or moving from the spinal cord.

spiniperipheral (spi"nip-e-rif'er-al). Spinoperipheral.

spinipetal (spi-nip'et-al) [L. *spi'na* spine + *pet'ere* to seek]. Tending, conducting, or moving toward the spinal cord.

spinitis (spi-ni'tis). Myelitis.

spinobulbar (spi-no-bul'bar). Pertaining to the spinal cord and the medulla oblongata.

spinocerebellar (spi"no-ser-e-bel'ar). Pertaining to the spinal cord and the cerebellum.

spinocostalis (spi"no-kos-ta'lis). The superior and inferior serratus posterior muscles together.

spinogalvanization (spi"no-gal"van-iz-a'shun). Galvanization of the spinal cord, performed by moving the anode slowly up and down the spine.

spinoglenoid (spi-no-gle'noid). Pertaining to the spine of the scapula and to the glenoid cavity.

spinol (spin'ol). 1. A saccharated and borated fluidextract of spinach leaves. It is said to contain 2.6 per cent. of iron, and is used as a remedy for chlorosis and anemia. 2. A pale-green powder of a composition similar to that of the fluid spinol. Dose, 1–8 gr. (0.066–0.52 gm.).

spinomuscular (spi-no-mus'ku-lar). Pertaining to the spinal cord and to the muscles.

spinoneural (spi-no-nu'ral). Pertaining to the spinal cord and to the peripheral nerves.

spinoperipheral (spi"no-per-if'er-al). Pertaining to the spinal cord and the periphery.

spinopetal (spi-nop'e-tal). Spinipetal.

spinotectal (spi-no-tek'tal). Same as *tectospinal*.

spinotransversarius (spi"no-trans-ver-sa're-us). The splenius and obliquus capitis muscles together.

spinous (spi'nus) [L. *spino'sus*]. 1. Like a spine. 2. Pertaining to a spine or to a spine-like process.

spinthariscope (spin-thar'is-kōp) [Gr. *σπινθήρ* spark + *σκοπεῖν* to see]. An instrument for viewing the emanations of radium.

spintherism (spin'ther-izm) [Gr. *σπινθερίζειν* to emit sparks] Photopsia; the appearance as of sparks before the eyes.

spintherometer (spin-ther-om'et-er) [Gr. *σπινθήρ* spark + *μέτρον* measure]. An apparatus for measuring the changes which occur in the vacuum of the *x*-ray tube, and hence the penetrating power of the rays.

spintheropia (spin-ther-o'pe-ah) [Gr. *σπινθήρ* spark + *ὤψ* eye]. Same as *spintherism*.

spintometer (spin-tom'et-er). Same as *spintherometer*

Spir., spir. Abbreviation for L. *spir'itus*, spirit.

spiracin (spi'ras-in). Methylcarboxysalicylic acid: used like salicylic acid.

spiradenitis (spi-rad-en-i'tis) [Gr. *σπεῖρα* coil + *ἀδήν* gland]. Same as *hidradenitis suppurativa*.

spiradenoma (spi-rad-en-o'mah). Adenoma of the sweat-glands.

spiral (spi'ral) [L *spira'lis*]. Winding about a center like a coil or the thread of a screw. **Curschmann's s's**, coiled mucinous fibrils sometimes found in the sputum of bronchial asthma. **Herxheimer's s's**, Herxheimer's fibers. See under *fiber*. **tendon s.**, a spiral receptor connected with a tendon.

Spiranthes (spi-ran'thēz) [Gr. *σπεῖρα* coil + *ἄνθος* flower]. A genus of orchidaceous plants. **S. autumna'lis**, an orchidaceous plant reputed to be aphrodisiac. **S. diuret'ica**, an orchidaceous plant of Chili said to be a valuable diuretic.

spirarsyl (spi-rar'sil). Same as *arsenophenylglycin*.

spirem, spireme (spi'rem) [Gr. *σπείρημα* coil]. Same as *skein*. See *mitosis*.

Spirilla, spirilla (spi-ril'ah). Plural of *spirillum*.

Spirillaceæ (spi-ril-a'se-e). A family of the order *Eubacteriales*, the individuals of which are curved rods. It includes the genera *Vibrio* and *Spirillum*.

spirillan (spi-ril'an). A solution of bismuth hydroxid in water: used for syphilis.

spirillicidal (spi-ril-o-si'dal). Destroying spirilla.

spirillicide (spi-ril'is-īd). Destroying spirilla.

spirillicidin (spi-ril-is-i'din) [*spirilla* + L. *cæ'dere* to kill]. A substance formed in the blood of patients immunized against spirilla and capable of destroying spirilla.

spirillolysis (spi-ril-ol'is-is) [*spirilla* + Gr. *λύσις* dissolution]. The breaking up of or destruction of spirilla.

spirillosis (spi-ril-o'sis). 1. Any diseased condition attended or marked by the presence of spirilla in the body. 2. A disease of fowls marked by diarrhea, fever, malaise, and death in a few days. It is caused by *Spironema gallinarum* transmitted by ticks of the genus *Argas miniatus*.

spirillotropic (spi-ril-o-trop'ik). Having an affinity for spirilla.

spirillotropism (spi-ril-ot'ro-pizm) [*spirilla* + Gr. τροπή a turning]. The property of attracting spirilla.

Spirillum (spi-ril'um), pl. *spiril'la* [L. " coil]. A genus of the family *Spirillaceæ*, including the longer curved rod forms and motile by means of a tuft of polar flagella (5–20) which are mostly half circular, rarely wavy-bent. **S. amylif'erum,** a saprophytic species from water. **S. an'serum,** a pathogenic species from geese affected with septicemia. **S. aquat'ilis,** a saprophytic species from river-water. **S. attenua'tum,** a saprophytic species from sea-water. **S. au'reum.** See under *Vibrio*. **S. berolinen'se,** a saprophytic species from water. **S. bonhoff'ii,** a saprophytic species from water. **S. bucca'le,** a species from the tartar of the teeth. **S. chol'eræ, S. chol'eræ asiat'icæ.** See *Vibrio choleræ asiaticæ*. **S. concen'tricum,** a non-pathogenic form from putrid blood, in actively motile, screw-like rods. **S. danu'bicum,** Vibrio danubicus. **Deneke's s.** See *Vibrio tyroggnum*. **S. dentic'ola,** a saprophytic species from the teeth and mouth: probably not pathogenic. **S. desulphu'ricans,** Vibrio desulphuricans. **S. dunbar'ii,** a saprophytic species from river-water. **S. dutto'ni.** Same as *Spirochæta duttoni*. **S. endoparago'gicum,** a saprophytic form from an exudate of poplar trees. **s. of Finkler-Prior,** a vibrio from cholera stools. See *Vibrio proteus*. **S. flaves'cens** and **S. fla'vum.** See under *Vibrio*. **S. gallina'rum,** a species causing a fatal disease in chickens. **s. of Gamal'eia.** Same as *Vibrio metchnikovii*. **S. gind'ha.** See *Vibrio gindha*. **S. helco'genes,** a species resembling *s. of Finkler-Prior*, from the stools of diarrhea. **s. of hospital gangrene,** a pathogenic form from the pulpy, membranous covering of the ulcers of hospital gangrene. **S. jenen'sis,** a saprophytic species from water. **S. leukomelæ'num,** a non-pathogenic form from the tongue of a mouse. **S. maas'ei,** a pathogenic form from river-water. **S. mari'num,** a saprophytic species from sea-water. **S. massau'ah,** a pathogenic species from sporadic cholera in man. **S. metchniko'vii.** Same as *Vibrio metchnikovii*. **S. mil'leri,** Vibrio milleri. **S. nasa'le.** See under *Vibrio*. **S. obermei'eri.** Same as *Spironema recurrentis* **S. phosphores'cens, S. plicat'ile,** a saprophytic species from water. **s. of pseudocholera,** a pathogenic form from well-water **S. rec'ti physe'teris,** a zymogenic species from ambergris **S. rosenberg'ii,** a saprophytic species from brackish water. **S. ro'seum,** a chromogenic species in two forms: one from feces, forming a red pigment, and one from gonorrheal pus, forming a rosy pigment. **S. ru'brum,** a chromogenic species from well-water producing a wine-red pigment. **S. ru'gula,** a zymogenic species from water and from the mouth **S. saproph'iles.** See under *Vibrio*. **S. ser'pens,** a saprophytic form from sewage. **S. smith'ii,** a saprophytic form from the intestines of swine. not pathogenic. **S. sputig'enum,** a species found in the saliva. **S. ten'ue,** a saprophytic species from water. **S. terrig'enum,** a saprophytic species from the soil. **S. thei'leri,** a species found in a benign affection of cattle in South Africa. **S. tyro'genum.** See *Vibrio tyrogenus*. **S. un'dula,** a saprophytic species from water. **s. of Vincent.** See *Spironema vincentii*. **S. viola'ceum,** a pathogenic species from water. **S. volu'tans,** a saprophytic species from water. **s. of Wernicke,** a pathogenic species from water.

spirit (spir'it) [L. *spir'itus*]. Any volatile or distilled liquid; also a solution of a volatile material in alcohol. **ardent s.,** any alcoholic beverage. **aromatic s. of ammonia** contains ammonia-water, and the oils of lemon, lavendar, and myristica. Dose, 30 min. (2 c.c.). **s. of camphor,** a 10 per cent. solution of camphor. Dose, 15 min. (1 c.c.). **s. of chloroform,** a 6 per cent. solution of chloroform. Dose, 30 min. (2 c.c.). **cologne s.,** rectified ethylic alcohol. **Columbian s.,** deodorized methyl alcohol. **compound s. of juniper** contains the volatile oils of juniper, caraway, and fennel. Dose, 2½ fl.dr. (10 c.c.). **compound s. of orange** contains the oils of orange, lemon, anise, and coriander **corn s.,** an alcoholic liquor distilled from maize. **methylated s.,** denatured alcohol. **Minderer-rus' s.,** liquor ammonii acetatis. **s. of niter,** spiritus ætheris nitrosi. **petroleum s.,** petroleum ether. See *ether*. **potato-s.,** whisky distilled from potatoes. **proof-s.,** dilute alcohol containing from 40 to 50 per cent. of pure alcohol. **pyroacetic s.,** acetone. **pyroligneous s., wood s.,** methyl alcohol. **rectified s.,** alcohol with 16 per cent. of water. **s. of turpentine,** oil of turpentine. **s. of wine,** alcohol.

spirituous (spir'it-u-us) [L. *spirituo'sus*]. Alcoholic; containing a considerable proportion of alcohol.

spiritus (spir'it-us), pl. *spir'itus*. Latin for *spirit*. **s. frumen'ti,** whisky. **s. junip'eri,** gin. **s. limo'nis,** an official preparation of the essential oil of lemon. Dose, 1–4 fl.dr. (4–16 c.c.). **s. myr'ciæ,** bay-rum; a preparation of the oil of myrcia, oil of orange-peel, oil of pimenta, and alcohol. **s. odora'tus,** cologne-water. **s. vi'ni gal'lici,** brandy.

Spiro's test (spe'ro) [Karl *Spiro*, German chemist, born 1867]. See under *tests*.

spirobacteria (spi"ro-bak-te're-ah) [Gr. σπεῖρα coil + βακτήριον club]. The spiral bacteria, a group containing the genera *Spiril'lum, Spirochæ'ta,* and *Vibrio*.

spirobismol (spi-ro-biz'mol). A combination of the bismuthyl-tartrate of sodium and potassium with bismuth iodo-quinin. It is used in the treatment of syphilis.

Spirochæta, Spirochæte (spi-ro-ke'tah, spi-ro-ke'te) [Gr. σπεῖρα coil + χαίτη hair]. A genus of the Spirochætales with flexible undulating body. **S. aborigina'lis,** a species found in cases of ulcerative granuloma of the pudenda. **S. anodon'tæ,** a large species found in mussels. **S. anseri'na,** a species found in geese suffering from a fatal disease, marked by fever, wasting, and diarrhea. **S. argentinen'sis,** an organism found in cases of multiple sclerosis, and supposed by some to be a possible causative agent in the disease. **S. balanit'idis,** a species found in balanitis. **S. balbian'ii,** a species of Christispira occurring in oysters. **S. ber'bera** is the cause of the relapsing fever of North Africa. **S. bilio-hemoglobinu'riæ,** a form found in the blood in black-water fever. **S. bronchia'lis,** a species invading the bronchi and causing bronchospirochetosis **S. bucca'lis,** a species found in the human mouth. **S. car'teri,** a species from the relapsing fever of India. **S. cohn'ii,** found on the teeth and in the mouth. **S. cytoph'aga,** an aerobic organism which rapidly attacks cellulose and transforms it into a mucilaginous substance. **S. dentic'ola, S. den'tium,** a non-pathogenic species from carious teeth. **S. dutto'ni.** See *Spironema duttoni*. **S. emil'iæ,** a species which has been found in the blood of typhus patients. **S. eugyra'ta,** a form found in human feces and believed by some to cause a form of dysentery. **S. fo'rans,** a protozoön organism resembling *S. pallida*, named from its boring rotatory movements, with little or no flexion. It causes a rheumatoid affection (H. Reiter, 1916). **S. gallina'rum.** See *Spironema gallinarum*. **S. hebdom'-**

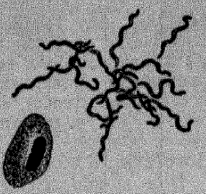

Spirochæta anserina with a blood-corpuscle for comparison (Sacharoff).



Spirochæta dentium. ×1500 (Hoffmann and Prowazek).



Spirochæta dentium. Culture (Mühlens).

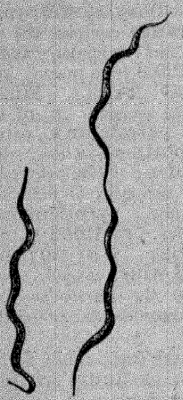

Spirochæta duttoni (Schellack).

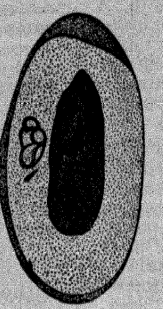

Spirochæta gallinarum in blood-corpuscle (Prowazek).

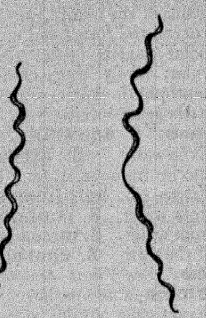

Spirochæta novyi (Schellack).

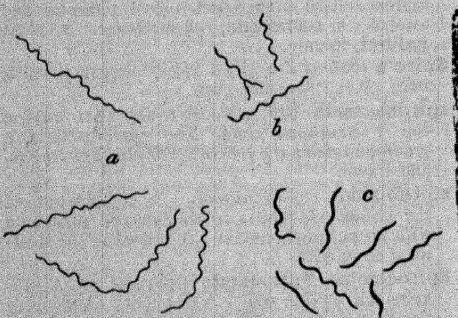

Spirochæta pallida and Sp. refringens. Smear from a syphilitic chancre: *a*, Sp. pallida; *b*, doubtful forms; *c*, Sp. refringens (Bosanquet).

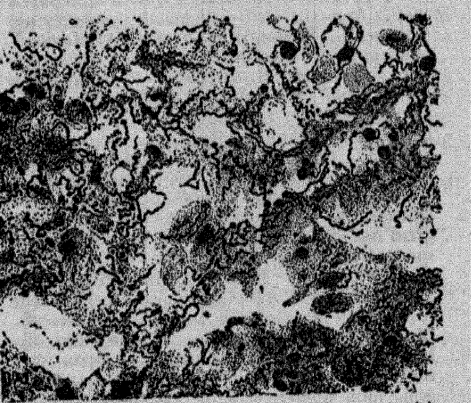

Spirochæta pallida in liver of syphilitic fetus stained by Levaditi's silver method (Bosanquet).

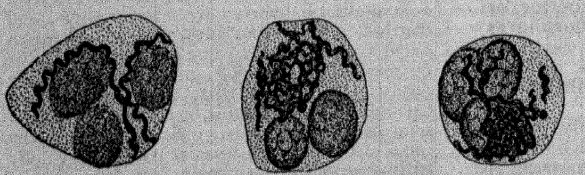

Spirochæta pallida in leukocytes (Gierke).

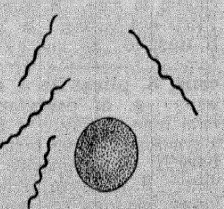

Spirochæta pertenuis (Castellani).



Spirochæta recurrentis (Sp. obermeieri) (Schellack).



Spirochæte of ulcerated cancer (Schaudinn).



Spirochæte of ulcus tropicum. Sexual forms ×2250 (Prowazek).

adis, a species said to be the causative agent of nanukayami of Japan. It is probably transmitted by the field mouse, Microtus montebelli. **S. hy'os,** a species isolated from cases of hog-cholera. **S. icterohæmorrha'giæ.** Same as *Leptospira icteroides.* **S. icteroi'des.** Same as *Leptospira icteroides.* **S. inter'rogans,** a species found in the kidney in a case of yellow fever. **S. ko'chi,** a species found in cases of East African tick fever **S. lymphat'ica,** a species found in lymphatic leukemia and lymphosarcoma. **S. microgyra'ta,** a species found by Löwenthal in ulcerated human carcinoma, in a dog tumor, and in feces **S. mor'sus mu'ris,** a spirochete found in rat-bite fever. **S. mu'ris,** a species found in mice. **S. neotropica'lis,** a species of spirochete found in the relapsing fever of Panama, transmitted by the tick, *Ornithodorus talaje* **S. no'vyi.** See *Spironema novyi.* **S. obermei'eri.** See *Spironema recurrentis.* **S. orienta'lis,** a form found in ulcerating granuloma of the pudenda **S. pal'lida,** a spiral organism, the pathogenic parasite of syphilis; called also *Treponema pallidum.* **S. perten'uis,** a species thought to be the specific cause of frambesia. **S. phagede'nis,** a species obtained from a case of phagedenic ulcer on the external genitals of a woman. **S. plicat'ilis,** a large, non-parasitic species. **S. recurren'tis.** Same as *Spironema recurrentis.* **S. refrin'gens,** a species found on the healthy genital organs **S. ros'si** is the cause of the relapsing fever of East Africa. **S. schaudin'ni,** a species found in tropical ulcer of the leg **S. thei'leri,** a species found in cattle suffering from a disease marked by fever, diarrhea, and enlargement of the spleen **S. vincen'ti,** a species found in the throat in Vincent's angina, along with the *Bacillus fusiformis* **S. zeiman'ni,** a species found in the blood of the owl.

Spirochætales (spi-ro-ke-ta'les). An order of Schizomycetes intermediate between the true bacteria and the protozoa It includes the genera *Spirochæta, Treponema, Spironema,* and *Leptospira*

spirochætosis. See *spirochetosis.*

spirochetal (spi-ro-ke'tal). Pertaining to or caused by spirochetes.

spirochetalytic (spi-ro-ke-tal-it'ik). Destroying spirochetes

spirochete (spi'ro-kēt). An individual belonging to the genus Spirochæta.

spirochetemia (spi-ro-ke-te'me-ah) [*spirochete* + Gr. *αἷμα* blood]. The presence of spirochetes in the blood

spirocheticidal (spi-ro-ke-tis-i'dal)[*spirochete* + L. *cædere* to kill]. Destructive to spirochetes

spirocheticide (spi-ro-ke'tos-īd) A substance which destroys spirochetes

spirochetolysis (spi-ro-ke-tol'is-is) [*spirochete* + Gr. *λύσις* dissolution]. The destruction of spirochetes by lysis.

spirochetosis, spirochætosis (spi"ro-ke-to'sis). Infection with spirochetes **s. arthrit'ica,** a rheumatoid affection of the joints caused by *Spirochæta forans* (H. Reiter, 1916) **bronchopulmonary s.,** bronchospirochetosis. **gastric s.** See *grass sickness,* under *sickness.* **icterogenic s., s. icterohæmorrhag'ica,** infectious jaundice or Weil's disease See *Weil's disease,* under *disease.* **s. riveren'sis,** a spirochetal chronic meningitis occurring in the department of Rivera in Brazil.

spirochetotic (spi-ro-ke-tot'ik). Pertaining to or characterized by spirochetosis.

spirocheturia (spi-ro-ke-tu're-ah) [*spirochete* + Gr. *οὖρον* urine] The presence of spirochetes in the urine.

spiroform (spi'ro-form). A proprietary antirheumatic, analgesic, and uric-acid solvent, acetylsalol, $CH_3.CO.O.C_6H_4.O.CO.C_6H_5$. Dose, 7½–15 gr. (0.5–1 gm).

spirograph (spi'ro-graf) [L. *spira're* to breathe + Gr. *γράφειν* to write]. An instrument for registering the respiratory movements.

spirographidin (spi-ro-graf'id-in). A hyalin derived from spirographin.

spirographin (spi-rog'raf-in). A hyalogen derivable from the skeletal structures of *Spirographis,* a worm-like animal.

spiroid (spi'roid). Resembling a spiral.

spiroma (spi-ro'mah). Spiradenoma.

spirometer (spi-rom'et-er) [L. *spira're* to breathe + *me'trum* measure]. An instrument for measuring the air taken into and exhaled from the lungs.

spirometric (spi-ro-met'rik). Pertaining to spirometry or the spirometer.

spirometry (spi-rom'et-re). The measurement of the breathing capacity of the lungs.

Spiromonas (spi-rom'o-nas) [Gr. *σπεῖρα* coil + *μονάς* a unit]. A genus or form of spirillum of various species.

spirone (spi'rōn) A preparation of acetone, potassium hyposulphite, iodin, glycerin, and water: used as a disinfectant and as a substitute for potassium iodid.

Spironema (spi-ro-ne'mah) [Gr. *σπεῖρα* coil + *νῆμα* thread]. A genus of Spirochetes, including the organisms of relapsing fever and Vincent's angina. The name *Borrelia* is said to be the proper genus name for these organisms. **S. ber'bera,** the species which causes North African or Algerian relapsing fever. It is transmitted by Pediculus humanus. **S. car'teri,** the species which causes the relapsing fever of Asia and India; it is transmitted by lice. **S. dutto'ni,** the species which causes African tick fever and which is conveyed by the bite of the tick, *Ornithorus moubata.* **S. gallina'rum,** a species which causes a fatal spirochetosis of chickens (spirillosis), it is conveyed by the bite of the tick, *Argas persicus.* **S. icterohæmorrha'giæ.** See *Leptospira icterohæmorrhagiæ.* **S. ko'chi,** the species which causes East African tick fever. **S. no'vyi,** a species found in cases of relapsing fever in America. **S. recurren'tis,** the species which causes the European relapsing fever. It is a delicate spiral thread 7 to 9 microns in length and actively motile **S. refrin'gens,** a form found in smegma **S. vincen'tii,** an organism which is the causative agent of Vincent's angina It occurs in the form of long spirilla and of fusiform bacteria-like rods. The latter were formerly regarded as bacteria and called *Bacillus fusiformis.*

spirophore (spi'ro-fōr) [L. *spira're* to breathe + Gr *φορεῖν* to bear]. An apparatus to effect artificial respiration.

Spirop'tera neoplast'ica. An organism which causes cancer (epitheliomata) in the stomach of rats The rats become infected by eating infected cockroaches.

spirosal (spi'ro-sal). A colorless, odorless fluid, $OH\,C_6H_4.CO\,O\,CH_2\,CH_2.OH$, a monoglycolic acid ester of salicylic acid: used externally in the treatment of rheumatism.

Spiroschaudinnia (spi"ro-shaw-din'e-ah). A name proposed by Sambon (1907) as the genus name for the spirochetes of the blood. See *Spirochæta.* **S. dutto'ni.** Same as *Spirochæta duttoni.* **S. recurren'tis.** Same as *Spirochæta obermeieri.*

Spiroschaudin'niæ. The group of spirochetes causing the relapsing fevers

spiroscope (spi'ro-skōp) [L. *spira're* to breathe + Gr. *σκοπεῖν* to view] An apparatus for respiration exercises by which the patient can see the amount of water displaced in a given time and thus gage his respiratory capacity.

spiroscopy (spi-ros'ko-pe). The use of the spiroscope.

Spirosoma (spi-ro-so'mah) [Gr. *σπεῖρα* coil + *σῶμα* body]. A genus of bacteria akin to *Spirillum:*

splenauxe (sple-nawks'e) [Gr. σπλήν spleen + αὔξη increase]. Enlargement of the spleen.

splenceratosis (splen"ser-at-o'sis) [Gr. σπλήν spleen + κέρας horn]. A morbid hardening of the spleen.

splenculus (spleng'ku-lus) [L. "little spleen"]. An accessory spleen, or splenic exclave.

splenectasis (splen-ek'tas-is) [Gr. σπλήν spleen + ἔκτασις enlargement]. Enlargement of the spleen.

splenectomize (sple-nek'to-mīz). To remove the spleen from.

splenectomy (sple-nek'to-me) [Gr. σπλήν spleen + ἐκτομή excision]. Excision or extirpation of the spleen. **subcapsular s.**, splenectomy in which the capsule of the organ is incised and the spleen decapsulated and removed.

splenectopia, splenectopy (sple-nek-to'pe-ah, sple-nek'to-pe) [Gr. σπλήν spleen + ἐκ out + τόπος place]. Displacement of the spleen; wandering or floating spleen.

splenelcosis (sple-nel-ko'sis) [Gr. σπλήν spleen + ἕλκωσις ulceration]. Ulceration of the spleen.

splenemia, splenæmia (splen-e'me-ah) [Gr. σπλήν spleen + αἷμα blood]. 1. Splenic leukemia. 2. Congestion of the spleen with blood.

splenemphraxis (sple-nem-fraks'is) [Gr. σπλήν spleen + ἔμφραξις obstruction]. Congestion of the spleen.

spleneolus (sple-ne'o-lus). Accessory spleen.

splenepatitis (sple"nep-at-i'tis) [Gr. σπλήν spleen + ἧπαρ liver + -ιτις inflammation]. Inflammation of the spleen and liver.

splenetic (sple-net'ik). Affected with splenic disorder, ill-humored

splenial (sple'ne-al). Pertaining to the splenium or to the splenius muscle.

splenic (splen'ik) [Gr. σπληνικός; L. *splen'icus*]. Pertaining to the spleen.

splenicterus (sple-nik'ter-us) [Gr. σπλήν spleen + ἴκτερος jaundice]. Inflammation of the spleen associated with jaundice.

spleniferrin (splen-if-er'in). A therapeutic preparation of the spleen of the ox, combined with iron albuminate, in a chocolate-brown powder.

splenification (splen"if-ik-a'shun). Same as *splenization*.

spleniform (splen'if-orm). Resembling the spleen.

splenin (sple'nin). A therapeutic preparation of the spleen of an animal.

spleniserrate (splen-is-er'āt). Pertaining to the splenius and the serratus muscles.

splenitis (sple-ni'tis) [Gr. σπλήν spleen]. Inflammation of the spleen: a condition that is usually produced by pyemia. It is attended by enlargement of the organ with pus, and is marked by much local pain. **spodogenous s.**, that due to accumulation of foreign particles in the spleen.

splenium (sple'ne-um) [Gr. σπληνίον]. 1. A bandage or compress. 2. The posterior rounded end of the callosum.

splenius (sple'ne-us). See *muscles, table of*.

splenization (splen-iz-a'shun). That condition of a part, especially the lung, in which it has the appearance of the tissue of the spleen, due to engorgement and condensation. **hypostatic s.**, that produced by hypostatic pneumonia.

splenoblast (sple'no-blast) [Gr. σπλήν spleen + βλαστός germ]. A cell which develops into a splenocyte.

splenocele (splēn'o-sēl) [Gr. σπλήν spleen + κήλη hernia]. Hernia of the spleen.

splenoceratosis (sple"no-ser-at-o'sis) [Gr. σπλήν spleen + κέρας horn]. Hardening of the spleen.

splenocleisis (sple-no-kli'sis) [Gr. σπλήν spleen + κλείσις closure]. Irritation of the suafrce of the spleen to induce the development of new fibrous tissue.

splenocolic (sple-no-kol'ik) [L. *splen* spleen + *co'lon* colon]. Pertaining to the spleen and colon.

splenocyte (splen'o-sīt) [Gr. σπλήν spleen + κύτος cell. Pappenheim's term for a large mononuclear phagocytic cell which migrates to the spleen and continues to exist there. Cf. *endotheliocyte*.

splenodiagnosis (sple"no-di-ag-no'sis). Diagnosis of typhoid fever by noting the effect on the spleen of injections of extracts of typhoid bacilli.

splenodynia (sple-no-din'e-ah) [Gr. σπλήν spleen + ὀδύνη pain]. Pain in the spleen.

splenography (sple-nog'raf-e) [Gr. σπλήν spleen + γράφη writing]. A description of the spleen.

splenohemia (sple-no-he'me-ah). See *splenemia*.

splenohepatomegalia (sple"no-hep"at-o-meg-a'le-ah). Splenohepatomegaly.

splenohepatomegaly (sple"no-hep"at-o-meg'al-e) [Gr. σπλήν spleen + ἧπαρ liver + μέγας large]. Enlargement of the spleen and liver.

splenoid (sple'noid) [Gr. σπλήν spleen + εἶδος form]. Resembling the spleen.

splenokeratosis (sple"no-ker-at-o'sis) [Gr. σπλήν spleen + κέρας horn]. Hardening of the spleen.

splenolaparotomy (sple"no-lap-ar-ot'o-me). Same as *laparosplenotomy*.

splenology (sple-nol'o-je) [Gr. σπλήν spleen + λόγος discourse]. The sum of knowledge regarding the spleen, its functions and diseases.

splenolymph (sple'no-limf). Both splenic and lymphatic in character. See under *gland*.

splenolymphatic (sple"no-lim-fat'ik). Pertaining to the spleen and lymph-glands.

splenolysin (sple-nol'is-in) [Gr. σπλήν spleen + λύσις dissolution]. A lysin destructive to splenic tissue.

splenolysis (sple-nol'is-is). Destruction of spleen tissue.

splenoma (sple-no'mah), pl *spleno'mata* [Gr. σπλήν spleen + -ωμα tumor]. A tumor of the spleen.

splenomalacia (sple"no-mal-a'she-ah) [Gr. σπλήν spleen + μαλακία softness]. Abnormal softness of the spleen; softening of the spleen

splenomedullary (sple"no-med'ul-a-re). Of or pertaining to the spleen and bone-marrow.

splenomegalia, splenomegaly (sple"no-meg-a'le-ah, sple-no-meg'al-e) [Gr. σπλήν spleen + μέγας large]. Enlargement of the spleen. The term is principally applied to **s. primiti'va**, a disease marked by hypertrophy of the spleen, with progressive anemia and with no leukemia or disease of the lymph-glands. The disease is curable by splenectomy; and cases in which the organ is not removed are always fatal. **Gaucher's s.** See *Gaucher's disease*, under *disease*. **hemolytic s.**, splenomegalia marked by destruction of the red corpuscles of the blood. **infantile s.** See *anemia infantum pseudoleukæmica*. **spodogenous s.**, enlargement of the spleen attributed to accumulation of erythrocytes in the organ **tropical s., febrile.** See *kala-azar*.

splenomyelogenous (sple"no-mi-el-oj'en-us). Formed in the spleen and bone-marrow; splenomedullary.

splenomyelomalacia (sple"no-mi"el-o-mal-a'se-ah) [Gr. σπλήν spleen + μυελός marrow + μαλακία softening]. Softening of the spleen and bone-marrow.

splenoncus (sple-nong'kus) [Gr. σπλήν spleen + ὄγκος tumor]. Tumor of the spleen.

splenonephric (sple-no-nef'rik). Pertaining to the spleen and the kidney.

splenonephroptosis (sple"no-nef-rop-to'sis) [Gr. σπλήν spleen + νεφρός kidney + πτῶσις falling]. Downward displacement of the spleen and kidney on the same side.

splenopancreatic (sple"no-pan-kre-at'ik). Pertaining to the spleen and the pancreas.

the cells are rigid spirals or segments of spirals, and have no locomotive organs.

spirulina (spir-u-li'nah) [L. *spir'ula* twist]. A microörganism occurring in coiled and twisted filaments.

spissated (spis-a'ted) [L. *spissa'tus*]. Inspissated: thickened by evaporation.

spissitude (spis'it-ūd) [L. *spissitu'do*]. The state or quality of being inspissated.

spittle (spit'l). The saliva.

Spitzka's bundle, nucleus, tract, (spitz'kahz) [Edward Charles *Spitzka*, New York neurologist, 1852–1914]. See *bundle, nucleus, tract.*

Spix's spine (spik'ses) [Johann Baptist *Spix*, German naturalist, 1781–1826]. See under *spine.*

splanchnapophyseal (splank"nap-o-fiz'e-al). Pertaining to a splanchnapophysis.

splanchnapophysis (splank-nap-of'is-is) [Gr. σπλάγχνον viscus + *apophysis*] A skeletal element, like the lower jaw, connected with the alimentary canal.

splanchnectopia (splank-nek-to'pe-ah) [Gr. σπλάγχνον viscus + ἐκτοπός out of place]. Displacement of a viscus.

splanchnemphraxis (splank-nem-fraks'is) [Gr. σπλάγχνον viscus + ἔμφραξις stoppage]. Obstruction of a viscus, particularly the intestine.

splanchnesthesia (splank-nes-the'ze-ah) [Gr. σπλάγχνον viscus + αἴθησις sensation]. Visceral sensation.

splanchnesthetic (splank-nes-thet'ik) [Gr. σπλάγχνον viscus + αἴθησις sensation]. Pertaining to visceral consciousness or sensation.

splanchnic (splank'nik) [Gr. σπλαγχνικός; L. *splanch'nicus*]. Pertaining to the viscera.

splanchnicotomy (splank-nik-ot'o-me) [*splanchnic* nerve + Gr τομή a cutting] Division of a splanchnic nerve.

splanchnoblast (splank'no-blast) [Gr. σπλάγχνον viscus + βλαστός germ]. The rudiment or anlage of any viscus.

splanchnocele (splank'no-sēl) [Gr. σπλάγχνον viscus + κήλη hernia]. Hernial protrusion of a viscus.

splanchnocœle (splank'no-sēl)[Gr. σπλάγχνον viscus + κοῖλος hollow]. That portion of the body-cavity, or cœlom, from which are developed the abdominal, pericardial, and pleural cavities. Called also *pleuroperitoneal cavity* and *ventral cœlom.*

splanchnoderm (splank'no-derm). Same as *splanchnopleure.*

splanchnodiastasis (splank"no-di-as'tas-is) [Gr. σπλάγχνον viscus + διάστασις separation]. Separation of a viscus; displacement of a viscus.

splanchnodynia (splank-no-din'e-ah) [Gr. σπλάγχνον viscus + ὀδύνη pain]. Pain in an abdominal organ.

splanchnography (splank-nog'raf-e) [Gr. σπλάγχνον viscus + γράφη writing]. The descriptive anatomy of the viscera.

splanchnolith (splank'no-lith) [Gr. σπλάγχνον viscus + λίθος stone]. An intestinal calculus or concretion.

splanchnology (splank-nol'o-je) [Gr. σπλάγχνον viscus + λόγος treatise]. The sum of knowledge in regard to the viscera.

splanchnomegalia, splanchnomegaly (splank"no-meg-a'le-ah, splank-no-meg'al-e) [Gr. σπλάγχνον viscus + μέγας large]. Enlargement of the viscera.

splanchnopathy (splank-nop'ath-e) [Gr. σπλάγχνον viscus + πάθος disease]. Disease of the viscera.

splanchnopleural (splank-no-plu'ral). Pertaining to the splanchnopleure.

splanchnopleure (splank'no-plūr) [Gr. σπλάγχνον viscus + πλευρά side]. 1. The inner layer of the mesoblast, separated from the somatopleure by the pleuroperitoneal space. Called also *splanchnic mesoblast* and *visceral mesoblast.* 2. The layer formed by the union of the splanchnopleure (1) with the hypoblast. From it are developed the muscles and the connective tissue of the intestine.

splanchnoptosia (splank-no-to'se-ah). Splanchnoptosis.

splanchnoptosis (splank-no-to'sis) [Gr. σπλάγχνον viscus + πτῶσις falling]. The prolapse, or falling down, of the viscera. Called also *abdominal ptosis* and *Glénard's disease.*

splanchnosclerosis (splank"no-skle-ro'sis) [Gr. σπλάγχνον viscus + σκληρός hard]. Induration of the viscera.

splanchnoscopy (splank-nos'ko-pe) [Gr. σπλάγχνον viscus + σκοπεῖν to view]. The inspection of the viscera by transillumination.

splanchnoskeleton (splank-no-skel'et-on) [Gr. σπλάγχνον viscus + σκελετόν skeleton]. The totality of the skeletal structures connected with the viscera, especially the bony structure that forms within certain organs of animals, as in the tongue, eye, penis, etc.

splanchnosomatic (splank"no-so-mat'ik). Pertaining to the viscera and the body.

splanchnotomy (splank-not'o-me) [Gr. σπλάγχνον viscus + τέμνειν to cut]. The anatomy or dissection of the viscera.

splanchnotribe (splank'no-trīb) [Gr. σπλάγχνον intestine + τρίβειν to crush]. An instrument for crushing the intestine and so closing its lumen.

splash (splash). See *succussion sound*, under *sound.*

splay-foot. Flat-foot; talipes valgus.

spleen (splēn) [Gr. σπλήν, L *splen*]. One of the so-called ductless glands, a purplish abdominal viscus of the hematopoietic system, placed on the left side of the cardiac end of the stomach. It disintegrates the red blood-corpuscles and sets free the hemoglobin, which the liver converts into bilirubin, and has other important functions, the full scope of which is not entirely determined. Its stroma consists of a fibro-elastic *capsule*, which gives off a network of fine fibrillary *trabeculæ*, the interspaces of which are filled with a reddish-brown *splenic pulp*, containing blood, lymph-cells, blood-cells, and large and small sustentacular cells. The *malpighian bodies* are found in the coats of the arterioles The organ is connected to the diaphragm by a *suspensory ligament*, rests upon the costocolic ligament, and is inclosed by the gastrosplenic omentum. Its vessels and nerves enter and depart by an elongated vertical hilum on the right side. **accessory s.**, a detached and outlying portion, or exclave, of the spleen. **bacon-s.**, a spleen with areas of amyloid degeneration, giving its cut surfaces the appearance of fried bacon. **cyanotic s.**, a contracted form of spleen due to passive congestion. **diffuse waxy s.**, amyloid degeneration of the spleen involving especially the coats of the venous sinuses and the reticulum of the organ. **enlarged s.**, sphenomegalia; also the so-called ague-cake, a hypertrophy of the spleen due to chronic malarial poisoning. **floating s.**, a spleen displaced and preternaturally movable. Called also *wandering s.* **lardaceous s.** See *waxy s.* **porphyry s.**, a spleen which is the seat of nodular infiltration. **sago-s.**, a spleen having on its cut surface the appearance of grains of sago: due to amyloid infiltration. **wandering s.** See *floating s.* **waxy s.**, a spleen affected with amyloid degeneration. Called also *lardaceous s.*

splenadenoma (splē"nad-en-o'mah) [Gr. σπλήν spleen + ἀδήν gland + -ωμα tumor]. Hyperplasia of the spleen-pulp.

splenæmia (sple-ne'me-ah). See *splenemia.*

splenalgia (sple-nal'je-ah) [Gr. σπλήν spleen + ἄλγος pain]. Neuralgic pain in the spleen.

splenatrophia, splenatrophy (splen-at-ro'fe-ah, splen-at'ro-fe) [Gr. σπλήν spleen + *atrophy*]. Atrophy of the spleen.

splenoparectama, splenoparectasis (sple"no-par-ek'tam-ah, sple"no-par-ek'tas-is) [Gr. *σπλήν* spleen + *παρέκτασις* extension]. Excessive enlargement of the spleen.

splenopathy (splen-op'ath-e) [Gr. *σπλήν* spleen + *πάθος* illness]. Any disease of the spleen.

splenopexia, splenopexis, splenopexy (splen-o-peks'e-ah, sple'no-peks-is, sple'no-peks-e) [Gr. *σπλήν* spleen + *πῆξις* fixation]. Surgical fixation of a wandering spleen to the abdominal wall by sutures.

splenophrenic (splen-o-fren'ik) [Gr. *σπλήν* spleen + *φρήν* diaphragm]. Pertaining to the spleen and diaphragm.

splenopneumonia (splen"o-nu-mo'ne-ah) [Gr. *σπλήν* spleen + *pneumonia*]. Pneumonia attended with splenization of the lung.

splenoptosia, splenoptosis (sple-nop-to'se-ah, -to'sis) [Gr. *σπλήν* spleen + *πτῶσις* falling]. Prolapse or downward displacement of the spleen.

splenorrhagia (sple-no-ra'je-ah) [Gr. *σπλήν* spleen + *ῥηγνύναι* to burst forth]. Hemorrhage from the spleen

splenorrhaphy (sple-nor'af-e) [Gr. *σπλήν* spleen + *ῥαφή* suture]. Suture of wounds of the spleen.

splenotomy (sple-not'o-me) [Gr. *σπλήν* spleen + *τέμνειν* to cut]. Surgical incision of the spleen.

splenotoxin (sple-no-tok'sin). The toxin contained in the splenic tissue.

splenotyphoid (sple-no-ti'foid). Typhoid fever with marked splenic involvement.

splenulus (splen'u-lus). A little spleen; an accessory spleen.

splenunculus (sple-nung'ku-lus). Same as *lienunculus*.

splint (splint). 1. A rigid or flexible appliance for the fixation of displaced or movable parts. 2. A small tumor along the metacarpal bones of horses, usually at the junction of the large and small metacarpals, producing lameness. **Agnew's s.**, a splint for fracture of the patella; also one for fracture of the metacarpus. (See illustrations on p. 1111.) **anchor-s.**, a splint for fracture of the jaw, with metal loops fitting over the teeth and held together by a rod. **Angle's s.**, a wire splint for fastening the lower teeth to the upper ones in fracture of the mandible, the wires being held in place by bands cemented to the teeth. **Ashhurst's s.**, a bracketed splint of wire with a foot-piece: made to cover the thigh and leg, and used after excision of the knee-joint. **Balkan s.**, an apparatus used for continuous extension in treatment of fractures of the femur. It consists of an overhead bar, supported from the floor with pulleys attached, which supports the leg in a metal sling. **Bavarian s.**, an immovable dressing in which the plaster is applied between two layers of flannel. **Bond's s.**, a form of splint for fracture of the lower end of the radius. **bracketed s.**, a splint composed of two pieces of metal or wood joined by brackets. **Carter's intranasal s.**, a fenestrated steel bridge, the wings of which are connected by a hinge: used in the bridge-splint operation of depressed bridge of the nose. **coaptation s's**, small splints adjusted about a fractured limb for the purpose of producing coaptation of fragments. **Dupuytren's s.**, a splint to prevent eversion in Pott's fracture. **Engelmann s.**, a big splint consisting of two strips of metal connecting at the top with a ring which fits over the thigh as high as it can be pushed up against the crotch. It is fastened at the lower end with a spike in each side which is driven into the shoe between the sole and upper, close to the heel. **Fox's s.**, an apparatus for fractured clavicle. **Gilmer s.**, a silver wire fastening for holding the lower teeth to the upper ones in fracture of the mandible. **Gordon's s.**, a side splint for the arm and hand in Colles' fracture. **Hammond's s.**, a wire splint for use in orthodontic work. **interdental s.**, a splint for fracture of the jaw, held in place by wires passed around the teeth. **Jones's nasal s.**, a splint for fracture of the nasal bones. (See illustration on p. 1111.) **Levis's s.**, a splint of perforated metal extending from below the elbow to the end of the palm. It is shaped to fit the arm and hand. **Mason's s.**, a splint for the after-treatment of amputation at the elbow. **McGee's s.**, a splint for fracture of both rami of the mandible. **McIntire's s.**, a posterior splint for the leg and thigh, in the form of a double inclined plane. **plaster s.**, a splint composed of gauze impregnated with plaster of Paris. **poroplastic s.**, a splint which can be softened with water and molded upon the limb. **Sayre's s.**, one of three varieties of splint: one for the ankle, one for the knee, and one for use in hip-joint disease (See illustration on p 1111) **Simpson's s.**, a shaped tampon of cotton for inserting into the nasal fossa. **Stromeyer's s.**, a splint consisting of two hinged portions which can be fixed at any angle. **s. technology**, the scientific study of splints for surgeons' use. **Thomas's knee-s.**, a splint for removing the pressure of the weight of the body from the knee-joint by transferring it to the ischium and perineum. **Thomas's posterior s.**, a form of splint used in hip-joint disease. (See illustration on p. 1111) **Volkmann's s.**, a guttered splint with a foot-piece and two lateral supports: for fracture of the lower extremity.

splint-bone. The second or fourth small metacarpal bones of the horse.

splinter (splin'ter). A piece of fractured bone.

splints. The presence of masses of new bone in the forelegs of young horses, due to osteitis.

split-products. See under *product*.

splitting (split'ing). Chemical separation of a complex substance into two or more simpler substances, hydrolysis.

spodiomyelitis (spo"de-o-mi-el-i'tis) [Gr. *σπόδιος* ash-colored + *μύελος* marrow + *-ιτις* inflammation] Acute anterior poliomyelitis.

spodogenous (spo-doj'en-us) [Gr. *σποδός* ashes + *γεννᾶν* to produce]. Pertaining to or caused by waste matters in an organ.

spodophagous (spod-of'ag-us) [Gr. *σποδός* ashes + *φαγεῖν* to devour]. Eating up or destroying the waste materials of the body.

spodophorous (spod-of'or-us) [Gr. *σποδός* ashes + *φορεῖν* to bear] Removing waste materials

spondylalgia (spon-dil-al'je-ah) [Gr. *σπόνδυλος* vertebra + *ἄλγος* pain]. Pain in a vertebra.

spondylarthritis (spon"dil-ar-thri'tis) [Gr. *σπόνδυλος* vertebra + *ἄρθρον* joint + *-ιτις* inflammation]. Inflammation of the joints between the vertebræ.

spondylarthrocace (spon-dil-ar-throk'as-e) [Gr. *σπόνδυλος* vertebra + *ἄρθρον* joint + *κάκη* badness]. Tuberculosis of the vertebræ.

spondylexarthrosis (spon"dil-eks-ar-thro'sis) [Gr. *σπόνδυλος* vertebra + *ἐξάρθρωσις* dislocation]. Dislocation of a vertebra.

spondylitic (spon-dil-it'ik). 1. Affected with or of the nature of spondylitis. 2. A person affected with spondylitis

spondylitis (spon-dil-i'tis) [Gr. *σπόνδυλος* vertebra + *-ιτις* inflammation]. Inflammation of a vertebra; especially tuberculous disease of the vertebræ—Pott's disease. **s. defor'mans**, deforming arthritis of the vertebral joints causing the vertebral column to become bent and rigid. **Kümmell's s.**, traumatic spondylitis in which the symptoms do not show themselves until some time after the receipt of the injury. **post-traumatic s.** See *Kümmell's s.* **s. rhizome'lica**, advancing rigidity of the spine caused by ankylosis of the vertebræ extending from below upward **traumatic s.**, spondylitis due to injury. **s. tuberculo'sa**, tuberculous disease of the vertebral joints. **s. typho'sa.** See *typhoid spine*, under *spine*.

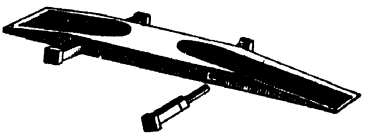

Agnew's splint for fractured patella

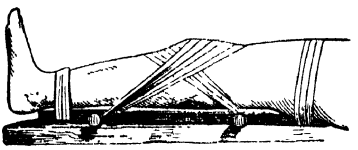

Agnew's splint applied

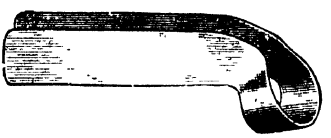

Jones' nasal splint.



Bond's splint.



Bond's splint in Colles's fracture.



Dupuytren's splint in Pott's fracture.



Agnew's splint for fracture of metacarpus.



Internal angular splint in fracture of the shaft of the humerus.

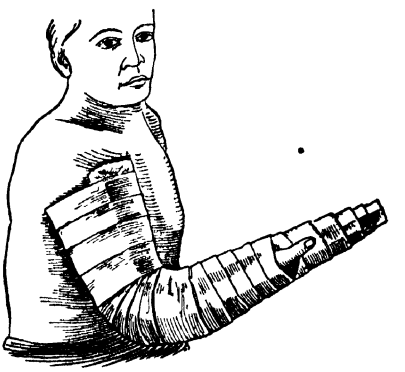

Anterior angular splint for fractures near the elbow-joint.

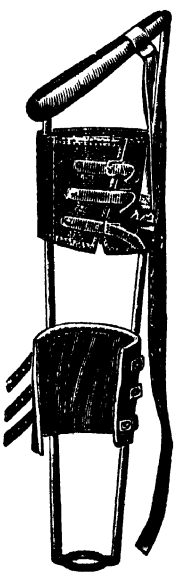

Thomas's knee-splint.



Thomas's posterior splint



Hutchinson's knee-joint splint.



Sayre's knee-splint applied.

spondylizema (spon"dil-iz-e'mah) [Gr. *σπόνδυλος* vertebra + *ἴζημα* depression]. Downward displacement of a vertebra in consequence of the destruction or softening of the one below it.

spondylocace (spon-dil-ok'as-e) [Gr. *σπόνδυλος* vertebra + *κάκη* badness]. Tuberculosis of the vertebræ.

spondylodiagnosis (spon"dil-o-di-ag-no'sis) [Gr. *σπόνδυλος* vertebra + *diagnosis*]. Diagnosis by the reflexes obtained by stimulating the vertebræ.

spondylodidymia (spon"dil-o-did-im'e-ah) [Gr. *σπόνδυλος* vertebra + *δίδυμος* twin]. Teratic union of twins by the vertebræ.

spondylodymus (spon-dil-od'im-us). A twin monster united by the vertebræ.

spondylodynia (spon"dil-o-din'e-ah) [Gr. *σπόνδυλος* vertebra + *ὀδύνη* pain]. Pain in a vertebra.

spondylolisthesis (spon"dil-o-lis-the'sis) [Gr. *σπόνδυλος* vertebra + *ὀλισθάνειν* to slip]. Forward displacement of the lumbar vertebra, with consequent contraction of the pelvis.

spondylolisthetic (spon"dil-o-lis-thet'ik). Pertaining to or caused by spondylolisthesis.

spondylopathy (spon-dil-op'ath-e) [Gr. *σπόνδυλος* vertebra + *πάθος* affection]. Any disorder of the vertebræ. **traumatic s.** See *Kümmell's disease*, under *disease*.

spondylopyosis (spon"dil-o-pi-o'sis) [Gr. *σπόνδυλος* vertebra + *πύωσις* suppuration]. Suppuration of a vertebra or of vertebræ.

spondyloschisis (spon-dil-os'kis-is) [Gr. *σπόνδυλος* vertebra + *σχίσις* fissure]. Congenital fissure of a vertebral arch.

spondylosis (spon-dil-o'sis). Ankylosis of a vertebral joint. **rhizomelic s.**, complete ankylosis of the vertebræ, with more or less ankylosis of the hip- and shoulder-joints.

spondylosyndesis (spon"dil-o-sin'de-sis) [Gr. *σπόνδυλος* spine + *σύνδεσις* a binding together] Operative immobilization or ankylosis of the spine.

spondylotherapy (spon"dil-o-ther'ap-e) [Gr. *σπόνδυλος* vertebra + *θεραπεία* treatment]. Treatment by physical methods applied to the spinal region; spinal therapeutics.

spondylotomy (spon-dil-ot'o-me) [Gr. *σπόνδυλος* vertebra + *τομή* cut]. Same as *rachitomy*.

spondylous (spon'dil-us). Pertaining to a vertebra

spongarion (spon-ga're-on) [Gr.]. An ancient eye-salve.

sponge (spunj) [L. *spon'gia;* Gr. *σπογγιά* sponge]. 1. The elastic fibrous skeleton of *Euspon'gia officina'lis*, a marine animal organism: used mainly as an absorbent. 2. A gauze pad stuffed with cotton-waste and sterilized. **s.-graft**, a bit of sponge inserted in an ulcer or a wound to promote granulation. **s.-tent**, a piece of dry, compressed sponge to be inserted in a contracted passage, such as the os uteri. The secretions of the passage cause expansion of the sponge.

spongia (spon'je-ah) [L.; Gr. *σπογγιά*]. Sponge. **s. cera'ta, s. præpara'ta,** pressed and prepared sponges used in making sponge-tents. **s. compres'sa,** compressed sponge; a sponge-tent. **s. us'ta,** burnt sponge; an alterative; its curative qualities are due to the contained iodin.

spongiform (spon'jif-orm) [Gr. *σπόγγος* sponge + L. *for'ma* shape]. Resembling a sponge.

spongin (spon'jin). A horny, albuminoid material forming the basis of sponge.

spongioblast (spon'je-o-blast) [Gr. *σπογγιά* sponge + *βλαστός* germ]. 1. Any one of the embryonic epithelial cells, developed about the neural canal, which become transformed into ependyma cells. 2. Same as *amacrine*.

spongioblastoma (spon"je-o-blas-to'mah). A tumor containing spongioblasts. In *s. multifor'me* the cells are of various forms and arrangements; in *s. unipola're* the spongioblasts are mostly unipolar.

spongiocyte (spon'je-o-sīt) [Gr. *σπογγιά* sponge + *κύτος* cell]. A neuroglia cell.

spongioid (spon'je-oid) [Gr. *σπογγιά* sponge + *εἶδος* form]. Resembling a sponge in structure or appearance.

spongiopilin (spon"je-o-pi'lin) [Gr. *σπογγιά* sponge + *πῖλος* felt]. A fabric formed of sponge and wool felted together with a layer of caoutchouc applied to one surface. used like a poultice.

spongioplasm (spon'je-o-plazm) [Gr. *σπογγιά* sponge + *πλάσμα* plasm]. 1. A substance which forms the network of fibrils pervading the cell substance and forming the reticulum of the cell. Called also *milomes* and *fibrillar mass of Flemming*. 2. The granular material of an axon.

spongiosa (spon-je-o'sah). See *substantia spongiosa*.

spongiositis (spon"je-o-si'tis). Inflammation of the corpus spongiosum.

spongy (spun'je). Of a sponge-like appearance or texture.

spontaneous (spon-ta'ne-us) [L. *sponta'neus*]. Voluntary; instinctive; occurring without external influence.

spoon (spoon). A metallic instrument with an oval bowl placed on a handle. **Daviel's s.**, an instrument used in removing the eye-lens. **sharp s.**, a spoon with a sharp-edged bowl: used for scraping away granulations, etc. **Volkmann's s.** Same as *sharp s.*

spoon-nail. Ceylonychia.

sporadic (spo-rad'ik) [Gr. *σποραδικός* scattered; L. *sporad'icus*]. Not widely diffused or epidemic; occurring here and there.

sporadoneure (spo-rad'o-nūr) [Gr. *σποραδικός* sporadic + *νεῦρον* nerve] An isolated nerve-cell occurring in any of the tissues.

sporangia (spo-ran'je-ah). The plural of *sporangium*.

sporangial (spo-ran'je-al). Pertaining to a sporangium.

sporangiophore (spo-ran'je-o-for). The thread-like stalk which bears at its tip the sporangium of molds.

sporangium (spo-ran'je-um), pl. *sporan'gia* [Gr. *σπόρος* seed + *ἀγγεῖον* vessel]. Any encystment containing spores or spore-like bodies, as in the larval state of trematode parasites or in certain of the mold fungi.

sporation (spo-ra'shun). Same as *sporulation*.

spore (spōr) [L. *spo'ra;* Gr. *σπόρος* seed]. The reproductive element of one of the lower organisms, such as a protozoan or a cryptogamic plant. *Exospores* or *conidia* are non-sexual spores arising from the end of the hyphæ by budding Large ones are called *macroconidia;* small ones, *microconidia*. *Endospores* or *gonidia* are formed in the interior of special spore cases called *sporangia*. Endospores that are free and provided with locomotive flagella are *zoospores*, their cases being termed zoösporangia. An *ascospore* is a variety of endospore contained in a special spore-case called an *ascus*. *Zygospores* are spores formed by a conjugation between two special hyphæ. *Chalamydospores* are asexual resting spores, with thick walls, produced by enlargement of special cells. *Oospores* are spores formed by fertilization in a manner similar to true seeds. **asexual s.**, a spore produced by division within the walls of a mother-cell. **black s.**, a degenerated blood-parasite in the body of a mosquito. **swarm-s's,** spores made up of numerous active motile individuals. **washed s's.**, spores of bacteria which have been freed from their toxin by washing.

sporenrest (spo'ren-rest). The mass of protoplasm left after the completion of sporulation of two congregating protozoan cells. Called also *sporal residuum*.

sporetia (spo-re'she-ah). That part of the extranuclear chromatin of a cell that is concerned in the reproductive function of the cell.

sporicidal (spo-ris-i'dal) [*spore* + L. *cædere* to kill]. Destroying spores.

sporicide (spo'ris-id). 1. Same as *sporicidal*. 2. An agent that destroys spores.

sporidiosis (spo-rid-e-o'sis). Infection with sporidia.

sporidium (spo-rid'e-um), pl. *sporid'ia*. A protozoan organism in one of the spore-stages of its growth: frequently seen in the vertebrate organism as a parasite. **S. vaccina'le.** Same as *Cytorrhyctes vaccinæ*.

sporiferous (spo-rif'er-us) [L. *spo'ra* spore + *fer're* to bear]. Producing or bearing spores.

sporiparous (spo-rip'ar-us) [L. *sp'ora* spore + *pa'rere* to produce]. Producing spores.

sporo-agglutination (spo''ro-ag-lu-tin-a'shun). Agglutination of spores in the diagnosis of sporotrichosis.

sporoblast (spo'ro-blast) [Gr. σπόρος seed + βλαστός germ]. One of the bodies developed within the oöcyst of the malarial parasite in the mosquito from which the sporozoite later develops.

sporocyst (spo'ro-sist) [Gr. σπόρος seed + κύστις cell]. 1. Any cyst or sac containing spores or reproductive cells, especially in a vegetal or animal organism of a low type. 2. The envelop that forms about a sporoblast in its course of development into a spore. Called also *spore membrane*.

sporoduct (spo'ro-dukt). A tube-like structure in the walls of certain sporocysts through which the spores are given off.

sporogenesis (spo-ro-jen'es-is) [Gr. σπόρος spore + γένεσις production]. The formation of spores; reproduction by spores

sporogenic (spo-ro-jen'ik) [Gr. σπόρος spore + γεννᾶν to produce]. Capable of developing into spores.

sporogenous (spo-roj'en-us) [Gr. σπόρος spore + γεννᾶν to produce]. Reproduced by spores.

sporogeny (spo-roj'en-e) [Gr. σπόρος spore + γεννᾶν to produce]. The development of spores.

sporogony (spo-rog'o-ne) [Gr. σπόρος spore + γονεία generation]. Reproduction by spores; sporogenesis; especially sporulation after fertilization. Cf. *schizogony*.

sporont (spo'ront) [Gr. σπόρος spore + ὄντος being]. A mature protozoan in its sexual cycle.

sporophore (spo'ro-fōr) [Gr. σπόρος spore + φορεῖν to bear]. That part of an organism that supports the spores.

sporophyte (spo'ro-fīt) [Gr. σπόρος seed + φύτον plant]. The diploid or asexual stage in the antithetic alternation of generation.

sporoplasm (spo'ro-plazm) [Gr. σπόρος seed + πλάσμα plasm]. The protoplasm of reproductive cells.

sporoplasmic (spo-ro-plaz'mik). Pertaining to or of the nature of sporoplasm.

sporotheka (spo-ro-the'kah) [Gr. σπόρος seed + θήκη chest]. The envelop inclosing a number of exotospores of the malarial parasite before they leave the anopheles.

Sporothrix (spo'ro-thrix). Same as *Sporotrichum*.

sporotrichin (spo-rot'rik-in). An agent used for the intracutaneous diagnosis of sporotrichosis.

sporotrichosis (spo''ro-trik-o'sis). Infection by fungi of the genus *Sporotrichum*, producing an eruption of refractory subcutaneous abscesses (*cutaneous s.*). It may also occur as a generalized system disease (*extracutaneous s.*) affecting the muscles, bones, joints, and mucous membranes

Sporotrichum (spo-rot'rik-um) [Gr. σπόρος seed + θρίξ hair]. A genus of microörganisms resembling the yeast fungi. Some of the species are pathogenic, causing sporotrichosis. The commonest species in America is *S. schenck'i*, in France *S. beurman'ni*, but other pathogenic varieties are *S. jeanselmei*, *S. gougeroti*, and *S. dori*. **S. car'nis**, a fungus which by its growth produces "white mold" on the surface of meat in cold storage.

Sporozoa (spo-ro-zo'ah), pl.; sing. *sporozoön* [Gr. σπόρος seed + ζῷον animal]. A class of endoparasitic protozoans. They reproduce by sporulation and have no organs of locomotion. It includes the *Gregari'næ*, the *Coccid'ia*, the *Sarcosporid'ia*, the *Microsporid'ia*, and the *Myxosporid'ia*.

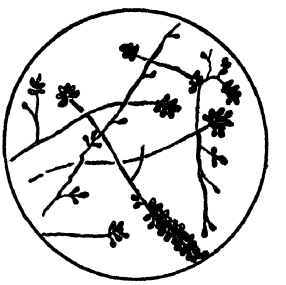

Sporotrichum (Rivas).

sporozoïte (spo-ro-zo'īt) [Gr. σπόρος seed + ζῷον animal]. A spore formed after fertilization; any one of the sickle-shaped nucleated germs formed by division of the protoplasm of a spore of a sporozoan organism. In malaria, the sporozoïtes are the forms which are transferred from the mosquito to man. It represents one of the phases in the development of the organism. Called also *falciform body*. Cf. *merozoite*.

sporozoöid (spo-ro-zo'oid). Any one of a set of falciform bodies sometimes seen in cancer: thought to be protozoan.

sporozoön (spo-ro-zo'on). 1. Any organism or species belonging to the class *Sporozo'a*. 2. The female malarial parasite in the stage formed by the capsulation of a macrogamete; by division it is transformed into a crop of sporozoïtes. **s. furunculo'sum.** Same as *Leishmania tropica*.

sport (spōrt). A freak of nature, or lusus naturæ.

sporular (spor'u-lar). Pertaining to a spore.

sporulation (spor-u-la'shun). A form of reproduction consisting of spontaneous division of the cell into four or more daughter elements, each with a part of the original cell-nucleus. Called also *spore-formation*. **arthrogenous s.**, the change of bacteria into resistant forms which, in favorable conditions, will reproduce themselves. **endogenous s.**, sporulation of a protozoan within its host. **exogenous s.**, sporulation of a protozoan to produce the infection of fresh hosts.

sporule (spor'ūl). A small spore.

spot (spot). A circumscribed area or place; a loculus or macula. **acoustic s.** See *macula acustica*. **Bitot's s's**, shiny, gray, triangular spots on the cornea, consisting of flaky masses of dried epithelium, microorganisms, etc. Called also *xerosis cornæ*. **black s.**, black spots ⅛–½ inch in diameter which form on the surface of meat kept in cold storage. They are caused by the growth of a fungus, *Cladosporium herbarum*. **blind s.**, the spot on the retina where the optic nerve enters. See *retina*. **blue s.**, macula cærulia **Carleton's s's**, sclerosed spots in the bones in gonorrheal disease. **cherry-red s.**, a red spot seen on the retina of each eye in the region of the macula lutea in amaurotic family idiocy. Called also *Tay's sign* **cold s.**, any one of the spots on the skin where sensations of cold, but not of heat, are normally experienced. **corneal s.**, an opacity of the cornea. **cribriform s.** See *macula cribrosa*. **de Morgan's s's**, red spots, like nevus, sometimes seen on the skin of cancer patients. **embryonic s.** See *area germinativa*. **epigastric s.**, a point of tenderness exactly over the ensiform cartilage. **Filatow's s's.** Same as *Koplik's s.* **flame-s's**, large hemorrhagic spots in the eyeground. **Flindt's s's**, Koplik's spots. **focal s.**, the spot or area of the target on which the cathode stream is focused. **germinal s.**, the area germinativa or germinal vesicle. **Graefe's s's**, spots over the vertebræ, pressure on which

produces relaxation of blepharofacial spasm. **hot s.**, any one of the temperature spots where heat is normally perceived, but not cold. **hypnogenetic s.**, any superficial area stimulation of which will bring on sleep. **Jacquemin's s.** See *Jacquemin's sign*, under *sign*. **Koplik's s's**, small bluish-white spots surrounded by a reddish areola on the mucous membrane of the cheeks and lips during the prodromal stage of measles. **light-s.** Same as *cone of light*. **Mariotte's s.**, the blind spot, or optic papilla. **milk-s.**, a spot seen on the visceral layer of the pericardium in postmortem examinations of elderly people. **Mongolian s.**, a dark spot on the lumbar region in new-born children of the Mongolian race. **pain-s's**, spots on the skin where alone the sense of pain can be produced by a stimulus. **pelvic s's**, round or oval shadows often seen on fluoroscopic examination in the region of the inferior spine of the ilium and the horizontal ramus of the pubic bone. **rose s's**, a scattered eruption of rose-colored spots, appearing on the abdomen and loins during the first seven days of typhoid fever. Called also *typhoid spots* and *typhoid roseola*. **Roth's s's**, white spots on the retina in septic retinitis. **silver s.**, a mycetome of lice occupied by symbionts and essential to the life of the louse **Soemmering's s.** Same as *macula lutea*. **spongy s.**, the vascular zone. See under *zone*. **Tardieu's s's**, spots of ecchymosis under the pleura following death by suffocation. **Tay's s.**, a red spot (the choroid) surrounded by a white circle seen through the fovea centralis in amaurotic idiocy. **temperature s's**, hot and cold spots, spots on the skin normally anesthetic to pain and pressure and sensitive respectively to heat and cold, they are arranged in lines, often somewhat curved. they show the peculiar arrangement of the end-apparatus with respect to the temperature-sense **tendinous s.**, macula albida. **typhoid s's.** See *rose s's*. **vital s.**, a name sometimes given to the respiratory center in the medulla oblongata, because it is indispensable for breathing and therefore for life. **Wagner's s.**, the nucleolus of the human ovum. **white s's**, grayish, elevated spots, of varying size, sometimes seen on the ventricular surface of the anterior leaflet of the mitral valve. **Willner's s's**, efflorescent spots, soon becoming pustules, on the internal layer of the prepuce, seen in the early stages of variola. **yellow s.**, macula lutea.

spotting (spot'ing). A slight menstrual show upon a woman's napkin.

sprain (sprān). The wrenching of a joint, with partial rupture or other injury of its attachments, and without luxation of bones. The signs of a sprain are rapid swelling, heat, and disablement of the joint. The pain is usually great, and is much increased by moving. The treatment is by hot or cold applications and bandaging· if recovery be too slow, immobilization of the joint is indicated. **s.-fracture.** See *fracture*. **riders' s.**, sprain of the adductor longus muscle of the thigh, resulting from strain in riding horseback. **Schlatter's s.**, Schlatter's disease. See under *disease*.

spray (sprā). A liquid minutely divided, as by a jet of air or steam. **ether-s.**, ether applied in a nebulized form to produce local anesthesia by chilling the part.

Sprengel's deformity (spreng'elz) [Otto Gerhard Carl *Sprengel*, German surgeon, 1852–1915]. See *deformity*.

sprew (sprū). See *sprue*.

spring-finger (spring). See *finger*.

spring-halt. Myoclonus of the hind leg of a horse, causing a gait in which the leg is suddenly raised and then stamped on the ground.

spring-hock. A swelling above and below the hock of a horse, due to inflammation of the ligaments.

sprue (sproo). 1. Thrush. 2. Psilosis; a chronic disease marked by sore mouth, with a raw-looking tongue, gastro-intestinal catarrh with periodic diarrhea, and diminution in the size of the liver. It occurs mostly in hot countries, and causes emaciation, anemia, and frequently death. It may possibly be caused by *Monilia psilosis*. Called also *tropical stomatitis*, and *Cochin-China diarrhea*. 3. In dentistry, the hole through which metal is poured into a mold; also the waste piece cast in such a hole. **Belyando s.** See *grass sickness*, under *sickness*.

Spt. Abbreviation for L. *spir'itus*, spirit.

spuman (spu'man). A thymol-resorcin-formaldehyd compound, in crayon form, used in gonorrhea or other inflammations of the female genito-urinary organs. It sets free a foam of formaldehyd.

spunk (spunk). Agaric charged with niter.

spur (spur). A projecting piece of bone. In dentistry, a piece of metal projecting from a plate, band, or other dental appliance. **Morand's s.**, the hippocampus minor.

spurge (spurj). See *Euphorbia*.

spurge-flax (spurj-flaks'). Same as *Mezereum*.

spurious (spu're-us) [L. *spu'rius*]. Simulated; not genuine, false.

spurred rye (spurd ri'). Ergot of rye.

sputamentum (spu-tah-men'tum) [L.]. Sputum.

sputamin (spu'tam-in). A proprietary disinfectant for sputum. It contains 80 per cent of chloramin.

sputum (spu'tum) [L.]. Matter ejected from the mouth; saliva mixed with buccal or nasal mucus. In lung diseases it contains mucopus and other disease products from the lungs; in bronchial, laryngeal, pharyngeal, or tonsillar disease it may be purulent, watery, fibrinous, putrid, or bloody. **s. ærogino'sum**, green expectoration. **albuminoid s.**, a yellowish, frothy sputum of persons from whom large amounts of pleural fluid have been withdrawn: believed to be due to pulmonary edema. **s. coc'tum**, the opaque mucopus of the later stages of bronchitis and laryngitis. **s. cru'dum**, the clear, tenacious mucus of the early stages of laryngitis and bronchitis. **s. cruen'tum**, bloody sputum **egg-yolk s.**, sputum of a bright-yellow color, as in some cases of jaundice. **globular s.**, sputum in yellow, spheric lumps· characteristic of the last stages of tuberculosis. **green s.**, sputum stained with a green pigment, as in certain cases of jaundice. **icteric s.**, sputum stained with a greenish or yellow tint by bile-pigments, as in jaundice. **moss-agate s.**, a grayish, opalescent gelatinous mottled sputum, usually projected from the mouth in coughing in a more or less globular form; it is characteristic of diseases of the trachea (Chevalier Jackson). **nummular s.**, sputum in rounded disks, shaped somewhat like coins. **prune-juice s.**, dark, reddish-brown, bloody sputum of certain forms of pneumonia, cancer of the lung, gangrene, etc. **rusty s.**, sputum stained with blood or blood-pigments; seen in pneumonia, etc. **s. septicemia.** See *septicemia*.

spyrokolon (spi-ro-ko'lon). A kind of syphilis occurring in Greece.

squama (skwa'mah), pl. *squa'mæ* [L.]. A scale or scale-like substance; especially the vertical plate of the squamous portion of the temporal bone. **s. fronta'lis** [B N A], the broad, curved portion of the frontal bone. **s. occipita'lis** [B N A], the squamous portion of the occipital bone **s. tempora'lis** [B N A], the squamous portion of the temporal bone.

squamate (skwa'māt) [L. *squama'tus*, from *squa'ma* scale]. Scaly; having or resembling scales

squamocellular (skwa-mo-sel'u-lar) [L. *squa'ma* scale + *cel'lula* cell]. Having squamous cells.

squamofrontal (skwa-mo-fron'tal). Pertaining to the squama frontalis.

squamomastoid (skwa-mo-mas'toid). Pertaining

to the squamous and mastoid portions of the temporal bone.

squamo-occipital (skwa"mo-ok-sip'it-al). Pertaining to the squama occipitalis.

squamoparietal, squamosoparietal (skwa"mo-par-i'e-tal, skwa-mo"so-par-i'e-tal). Pertaining to the squamous and parietal bones.

squamopetrosal (skwa"mo-pet-ro'sal). Pertaining to the squamous and petrous portions of the temporal bone.

squamosa (skwa-mo'sah) [L. " scaly " (part)]. The squamous bone or squamous portion of the temporal bone; the upper and anterior part of the temporal bone, forming an upright plate.

squamosal (skwa-mo'sal). 1. Same as *squamous*. 2. The squamosa.

squamosphenoid (skwa-mo-sfē'noid). Pertaining to the squamous and to the sphenoid bone.

squamotemporal (skwa-mo-tem'po-ral). Pertaining to the squamous portion of the temporal bone.

squamous (skwa'mus) [L. *squamo'sus* scaly]. Scaly, or plate-like. **s. bone.** See *squamosa*.

squamozygomatic (skwa"mo-zi-go-mat'ik). Pertaining to the squamous and zygomatic portions of the temporal bone.

squarrose, squarrous (skwar'ōz, -us) [L. *squarro'sus*]. Covered with scurf or dandruff.

squaw-vine (skwaw'vīn). The partridge-berry; a small, trailing, evergreen rubiaceous herb of North America, *Mitchel'la re'pens;* diuretic and astringent. Dose of fluidextract, ½–1 fl.dr. (2–4 c.c.)

Squibb's diarrhea mixture (skwibz) [E. R. *Squibb*, American chemical manufacturer] A mixture of 1 ounce each of tincture of opium, tincture of capsicum, and spirit of camphor, 3 drams of chloroform, and alcohol to make 5 ounces. Dose, 15–60 min. (1–4 c.c.). **S's podophyllum pills,** pills each of which contains ¼ gr. of resin of podophyllum, ⅛ gr. of alcoholic extract of belladonna, ½ gr. of capsicum, 1 gr. of sugar of milk, ¼ gr. of acacia, and sufficient glycerin and syrup **S's rhubarb mixture,** compound rhubarb mixture.

squill (skwil) [L *scil'la;* Gr *σκίλλα*] The fleshy inner scales of the bulb of the white variety of *Urgin'ea maril'ima*, a liliaceous plant. It contains *scillitin, scillin, scillipicrin, scillotoxin*, and several other principles, and is expectorant and diuretic; in large doses emetic and purgative. It is employed in bronchitis, croup, and dropsy. Dose, 1–2 gr (0.066–0.133 gm.), of vinegar (*ace'tum scil'læ*), 10–30 min. (0.666–2 c.c.); of fluidextract, 1–5 min (0.066–0.333 c.c.), of compound fluidextract, 5–30 min. (0.333–2 c.c.); of syrup, ½–1 fl.dr. (2–4 c.c.); of compound syrup, 10–30 min. (0.666–2 c.c.); of tincture, 5–30 min. (0.333–2 c.c.); of oxymel, ½–1 fl.dr. (2–4 c.c.).

squillitic (skwil-it'ik) [L. *scillit'icus;* Gr. *σκιλλιτικός*]. Pertaining to or containing squill.

squint (skwint). See *strabismus*.

Squire's catheter [Trumann Hoffman *Squire*, American surgeon, 1823–1889]. See *catheter*.

squirrel (skwer'el). A common rodent. **s. corn.** See *Corydalis*. **ground s.** See *Citellus*.

squirting cu'cumber (skwer'ting). See *Elaterium*.

Sr. The chemical symbol for *strontium*

S roma'num. The sigmoid flexure.

Ss., ss. An abbreviation for L *se'mis*, one-half.

s.s. Abbreviation for *soapsuds*.

S. s. s. Abbreviation for L *stra'tum su'per stra'tum*, layer upon layer.

St., st. Abbreviation for L. *stet*, let it stand; or *stent*, let them stand.

stab (stab). The line formed by stabbing a culture with a needle in bacterial study. **s.-culture.** See *culture*.

stabilarsen (sta-bil'ar-sen). A chemical compound of arsphenamin and glucose.

stabile (stab'il) [L. *stab'ilis* stable, abiding]. Noting an electric current applied by stationary electrodes.

stable pneumonia (sta'bl). Epizootic pleuropneumonia in horses.

staccato (stak-ah'to) [Ital. " detached "]. Noting a manner of utterance in which the speech is delivered in a quick, jerky manner, with an interval between each two syllables.

stachydrin (stak-id'rin). An alkaloid found in certain plants (Stachys). It is a dimethyl derivative of pyrrol, $C_4H_7N(CO.O)(CH_3)_2$.

stachyose (stak'e-ōs). A tetrasaccharid, $C_{24}H_{42}O_{21}$, from the tubers of Stachys tubifera. Acids hydrolyze it to dextrose, galactose, and levulose. It is not digestible

Stacke's operation (stah'kēz) [Ludwig *Stacke*, German otologist, born 1859]. See *operation*.

stactometer (stak-tom'et-er) [Gr. *σταγτός* dropping + *μέτρον* measure]. An instrument for measuring drops.

stadium (sta'de-um), pl. *sta'dia* [L. for " course "; Gr. *στάδιον*]. A stage or period in a disease. **s. ac'mes,** the height of a disease. **s. augmen'ti,** the period or stage of increase in the intensity of a disease. **s. calo'ris,** the hot stage of a fever or disease. **s. decremen'ti,** the period of decrease of severity in a disease; the defervescence of fever. **s. defervescen'tiæ,** stadium decrementi **s. fluorescen'tiæ,** the stage of development of the eruption in an exanthematous disease. See also under *stage*. **s. frig'oris,** the cold stage of an intermittent fever. **s. invasio'nis,** the prodromal stage. **s. sudo'ris,** the sweating stage of a malarial paroxysm.

staff (stahf). An instrument introduced into the urethra as a guide in cutting. **s. of Æsculapius,** a rod or staff with a snake entwined around it, which always appeared in the ancient representations of Æsculapius, the god of medicine. It is the symbol of medicine and is now the official insignia of the American Medical Association. **attending s.,** the corps of attending physicians and surgeons of a hospital. **consulting s.,** the corps of physicians and surgeons attached to a hospital who do not visit regularly, but may be consulted by members of the attending staff. **s. of Wrisberg,** an appearance seen in the normal larynx during laryngoscopic observation.



Staff of Æsculapius.

Staffordshire knot (staf'ord-shēr). See under *knot*.

stage (stāj). 1. A period or distinct phase in the course of a disease, a stadium. 2. The plate or platform of a microscope. **algid s.,** a condition characterized by a flickering pulse, subnormal temperature, and varied nervous symptoms. **amphibolic s.,** the stage which intervenes between the acme and the decline of an attack. **asphyxial s.,** the preliminary stage of an attack of epidemic cholera: marked by cramps, severe pain, and great thirst. **cold s.,** the chill or rigor of a malarial attack. **defervescent s.,** the stage of falling temperature. **eruptive s.** Same as *stadium fluorescentiæ*. **expulsive s.,** the stage of labor during which the child is being expelled from the uterus. **s. of fervescence,** pyrogenetic stage. **first s.,** the time during which the fetal head is being molded and the cervix dilated. **hot s.,** the period of pyrexia in a malarial paroxysm. **incubative s.,** the early stage of an infectious disease, marked by the formation of toxins and the appearance of prodromal symptoms. **s. of invasion,** the time during which the system is coming under a morbific influ-

ence. **knäuel s.** Same as *skein*. **s. of latency,** the incubation period of any infectious disorder. **placental s.,** the third stage of labor; the period occupied by the expulsion of the placenta and the fetal membranes. **preëruptive s.,** the stage after infection and before eruption. **prodromal s.,** incubative stage. **pyrogenetic s.,** the stage of invasion of a febrile attack. **resting s.,** the stage of a cell or its nucleus when no mitotic changes are going on. **second s.** (of labor), the expulsive stage. **step-ladder s.,** an early stage of enteric fever; so called from the peculiar form of the temperature curve. **sweating s.,** the final stage of a malarial paroxysm, marked by sweating. **third s.,** the placental stage of labor. **vegetative s.** Same as *resting s.* **zoöglea s.,** the stage in the life-history of a microörganism in which it forms zoöglea.

staggers (stag'erz). 1. One of various functional and organic diseases of the brain and spinal cord of domestic animals, known also as *blind s.*, especially a disease of sheep caused by the presence in the brain of *cœnu'rus cerebra'lis*, and marked by unsteadiness of gait. Called also *gid, sturdy, turnsickness,* and *cœnurosis*. 2. A form of vertigo observed in some cases of caisson disease. **blind s.** See *staggers*. **grass s.,** loco poisoning. **mad s.** See *staggers*. **sleepy s., stomach s.,** a disease of horses, of unknown causation, but usually associated with the eating of moldy hay and grain. Called also *forage poisoning*.

stagnation (stag-na'shun) [L. *stagna're* to grow stagnant]. 1. The retardation of the flow of any circulating fluid in the body, as the blood or lymph. 2. In dentistry, the accumulation of glairy matter on a tooth whose antagonist in the other jaw has been removed.

stagnin (stag'nin). An extract derived from the spleen of horses by autolysis. It is a powerful styptic and hemostatic.

Stahl's ear (stahlz) [Friedrich Karl *Stahl*, German physician, 1811–1873]. See *ear*.

stain (stān). Any dye, reagent, or other material used in coloring tissues for microscopic observation. Stains used in microscopic work may be divided into basic stains, which show special affinity for the nuclei of cells, and are, therefore, known as *nuclear stains*, and acid stains, which color more readily the protoplasm—*protoplasmic stains*. Certain stains, which we may know as *selective stains* (they may be either basic or acid), color one tissue element more vividly than others, or to the exclusion of others. Since the various tissue elements show affinity for different stains, preparations may be colored with more than one stain. Accordingly, we have *simple, double, triple,* or *multiple* staining **acid s.** See *stain*. **basic s.,** a histologic stain which is non-acid, such as the methyl and phenyl derivatives of fuchsin, rosanilin, etc. **contrast-s.,** one used to color an unstained portion of a tissue another portion of which has already been stained with another color. A table of the more important stains and staining methods is appended. **green s.,** a greenish fungoid deposit on the teeth. **neutral s.,** a combination of an acid and a basic stain for staining neutrophil tissues. **nuclear s.** See *stain*. **plasmatic s., plasmic s.,** a stain which colors the tissue uniformly throughout. **protoplasmic s.** See *stain*. **selective s.** See *stain*.

staining (stān'ing). The artificial coloration of tissues in order to facilitate their study under the microscope. (See table, pages 1042–1054.) **bipolar s.,** staining at the two poles only, or staining differently at the two poles. **differential s.,** staining with a contrast-stain; also the treatment of diseased tissues with agents which stain the bacilli and decolorize the structures in which they are embedded. **intra vitam s.** See *vital s.* **metachromatic s.,** staining in which the same pigment imparts different colors to different tissue elements. **preagonal s.,** vital staining. **vital s.,** staining of fresh tissues, particularly staining of fresh blood, before the cells are altered by either heat or cold. Called *intravitam staining*.

TABLE OF STAINS AND STAINING METHODS

ncluding a brief description of some of the stains, fluids, preparations, and methods most commonly employed in histologic and pathologic technic (*arranged alphabetically*).

Abbott's method (*for spores*): Stain the cover-glass preparation with Löffler's alkaline methylene-blue, heating repeatedly to the boiling-point; wash in water, and then in 95 per cent. alcohol containing 0.2 or 0.3 per cent. of hydrochloric acid; wash again in water; stain for eight to ten seconds in anilin-fuchsin solution; wash in water and mount. This stains the spores blue and the bodies of bacteria red. **acid fuchsin:** A diffuse stain used especially for axis-cylinders, and consisting of a solution of 2 gm. of acid fuchsin in 40 c.c. of 90 per cent. alcohol and 160 c.c. of distilled water. (*For actinomyces*). See *Mallory's m.*, and *Wheal and Clown's m.* **alcohol:** The most common fixing fluid. It is at the same time a hardening fluid, as the water of the tissues is withdrawn and their albumin coagulated Small or thin pieces are put immediately into absolute alcohol, in which they remain for twelve to twenty-four hours. The period required for fixation may be greatly shortened by changing the absolute alcohol at the end of one or two hours. In the case of larger pieces, a successive immersion in gradually increasing strengths of alcohol (50, 70, and 90 per cent.) is the method chosen. Pieces 1 cm. in size remain for twenty-four hours in each strength of alcohol, larger pieces for a proportionately longer time. Alcohol used in this way is a hardening rather than a fixing fluid. **alcoholic borax-carmin solution:** 3 gm. of carmin and 4 gm. of borax are placed in 93 c.c. of water, after which 100 c.c. of 70 per cent. alcohol is added. The mixture is stirred, then allowed to settle, and later filtered. **alum-carmin:** A staining preparation of 100 c.c. of a 3 to 5 per cent. solution of ordinary alum, or preferably ammonia alum, mixed with 0.5 to 1 gm. of carmin. This is boiled for one-quarter of an hour, and after cooling filtered, and enough distilled water added to replace that lost by evaporation. Wash the sections in water. **alum-hematoxylin solution:** A solution of 1 part of hematoxylin crystals, 100 parts of a saturated aqueous solution of ammonia alum, 300 parts of water, and 1 crystal of thymol. (*For amebæ.*) See stain for *Entamebæ*. **Anderson's s.,** a method of myelin staining for frozen sections. **anilin-fuchsin:** A mixture of 10 c c. of saturated alcoholic solution of fuchsin and 84 c.c. of anilin-water. **anilin-water:** To 100 c.c. of water in a stoppered bottle add 5 c.c of anilin oil. Shake vigorously and filter before using. **anilin-water gentian-violet:** To 108 c.c. of anilin-water add 12 c.c. of a saturated alcoholic solution of gentian-violet. **Anjesky's method** (*for staining spores*): A cover-glass is thinly spread with the spore-containing fluid and dried. While it is drying some 0 5 per cent hydrochloric acid is warmed in a porcelain dish until it steams and bubbles form. When the solution is hot, the cover-glass is dropped upon the fluid, which is allowed to act upon the unfixed smear for three to four minutes. The cover is removed, washed with water, dried, and fixed, then stained with Ziehl's carbolfuchsin solution, which is warmed until fumes arise. The stain is allowed to cool, decolorized with 4 to 5 per cent. solution of sulphuric acid, and counterstained with

malachite green or methylene-blue. **aqueous borax-carmin solution:** 8 gm. of borax and 2 gm. of carmin are ground together and added to 150 c.c. of water. After twenty-four hours the fluid is poured off and filtered. The sections, previously freed from paraffin and treated with alcohol, are placed in this fluid for several hours (as long as twelve), and then washed out in a solution of 0.5 to 1 per cent. hydrochloric acid in 70 per cent. alcohol. They are then transferred to 70 per cent. alcohol. **Archibald's s.**, a stain for plague organisms. Solution 1: thionin, 0 5 gm ; crystals of phenol, 2.5 gm.; formalin, 1 c.c.; water, 100 c c. Solution 2. methylene-blue, 0.5 gm ; crystals of phenol, 2.5 gm.; formalin, 1 c.c.; water, 100 c c. For use mix equal parts of each, filter, and stain for ten seconds. **Babes's anilin-safranin:** A staining mixture prepared with anilin-water (2 per cent), 100 parts; safranin O, soluble in water in excess; heating in a flask in hot water and filtering. **Balch s.**, a method of polychrome methylene-blue staining for dried blood-films **Baumgarten's s.** (*for bacillus of leprosy*)· Stain six or seven minutes in dilute alcoholic solution of fuchsin; discharge one-quarter of a minute in nitric acid alcohol (nitric acid, 1; alcohol, 10); wash in water; contrast-stain is saturated aqueous solution of methylene-blue, alcohol, xylol, balsam. **Beale's s.**, a stain made of 1 part of carmin, 3 parts of ammonia, 96 of glycerin, 96 of distilled water, and 24 of alcohol. **Benda's method** (*for nervous tissue*): A modification of the Weigert-Pal method **benzalin.** See *nigrosin.* **benzopurpurin.** A protoplasmic stain of a dark-red color used especially as a contrast-stain with hematoxylin and other blue stains. **Best's carmin s.** See under *carmin*, in this table. **Bethe's method** (*for fixing methylene-blue stains of nerve-fibers*)· Wash off any excess of color with normal salt solution; place in molybdate of ammonium, 1 gr., distilled water, 10 c c ; hydrogen dioxid, 1 c.c.; hydrochloric acid, 1 drop. Leave it in the cold mixture surrounded by ice and salt for two to five hours; wash one-half to two hours in running water, dehydrate, and harden in cold absolute alcohol: clear with xylol and embed with paraffin. **Biondi-Heidenhain s.:** A stain prepared by mixing a saturated watery solution of orange G, 100 parts; saturated watery solution of acid fuchsin, 20 parts; a saturated aqueous solution of methyl-green, 50 parts. Before staining, dilute with water, 1 part to 100 **Biot's method** (*for tubercle bacilli*). A very thin spread of sputum is made. It is fixed as usual; stain with warm carbol-fuchsin for two or three minutes; without washing, decolorize thoroughly first in 25 per cent. nitric acid, then in absolute alcohol; wash with water; then place in ordinary, concentrated formol for at least three minutes; wash, dry, examine. The bacilli, colored a dark violet, stand out clearly against the unstained background. The detail of their structure comes out well, and the granules of Much take on the same stain as the bacilli themselves and are clearly seen to be of the same nature **Birch-Hirschfeld method** (*for amyloid*): Stain in a 2 per cent. alcoholic solution of Bismarck brown five minutes; wash in absolute alcohol, and then ten minutes in distilled water; stain in 2 per cent. solution of gentian-violet five to ten minutes; wash in a dilute acetic-acid solution ; mount in levulose. The amyloid becomes red, the tissue, brown. **Bismarck brown:** An anilin stain used in a 1 per cent. aqueous solution or in a saturated solution of 40 per cent. alcohol. **blue mass:** An injecting material for anatomic and histologic preparations, made by preparing a solution of gelatin warmed to 70° C., and coloring it to the desired shade with an aqueous solution of Berlin blue. **Böhmer's hematoxylin:** Hematoxylin crystals, 1 gm.; absolute alcohol, 10 c.c.; potassium alum, 10 gm.; distilled water, 200 c.c. Dissolve the hematoxylin crystals in the alcohol and the alum in the distilled water. While constantly stirring, add the first solution to the second. The whole is then left for about fourteen days in an open jar or dish, protected from the dust, during which time the color changes from violet to blue. After filtering, the stain is ready for use. Sections, either loose or fixed to the slide or cover-slip, are placed in this solution, and after about half an hour are washed with water. If the nuclei are well stained, the further treatment with alcohol may be commenced. **borax-carmin solution.** See *alcoholic b.-c. sol.* and *aqueous b.-c. sol.* **Bowhill's method** (*for spores*): Stain the preparation for ten to fifteen minutes in a solution of 15 c.c. saturated alcoholic solution of orcein, 10 c.c. aqueous solution of tannin, 30 c.c. distilled water, warming slightly. **Buchner's method** (*for anaerobic cultures*): An inoculated slant-tube with a loose cotton stopper is placed in a larger sealed tube, from which the oxygen is absorbed by a mixture of 6 gm. of pyrogallic acid and 1000 c.c. of potassium hydroxid. The slant-tube is held above the reducing mixture by a bent wire. **Buerber's method** (*for capsules*)· 1. Mix the material with serum to make the smear. 2. As it begins to dry flood it with Zenker's fluid (made without acetic acid) and warm. 3 Wash in water, then in alcohol, and apply tincture of iodin (U. S. P.). 4. Wash in alcohol, dry, and stain with anilin water gentian violet for a few seconds. 5. Wash and examine in 2 per cent. salt solution. **Bullard's hematoxylin:** 50 per cent. alcohol, 144 c.c.; glacial acetic acid, 16 c.c.; hematoxylin crystals, 8 gm. Dissolve by heat and add distilled water, 250 c.c.; ammonia alum, 20 gm. Heat to boiling and add slowly· mercuric oxid (red), 8 gm. Cool quickly, filter, and add: 95 per cent. alcohol, 275 c.c.; glycerin, 330 c.c.; glacial acetic acid, 18 c c.; ammonia alum, 40 gm. **Bunge's mordant for Löffler's stain:** Concentrated aqueous solution of tannin 75 c c., 5 per cent solution of liquor ferri sesquichlorati 25 c.c., concentrated aqueous solution of fucshin 10 c.c. Before use add hydrogen peroxid until a reddish-brown color is produced. **Burri's method:** A method of staining organisms, especially spirochetes, with India ink. **Cajal's double method** (*for ganglion-cells*): A modification of Golgi's quick method by repeating the steps to get more perfect impregnation **Capaldi's culture-medium:** For the bacillus of tuberculosis fluid agar in tubes is mixed with fresh egg-yolk aseptically obtained, the yolk-membrane being seared with a hot knife. The medium is solidified on cooling so as to form slants. **For capsules.** See *Buerger's m., Curry's m., Hiss's m , Huntoon's m., Johne's m , MacConkey's m., Muir's m , Ribbert's m., Smith's m., Wadsworth's m* , and *Welch's m.* **carbol-fuchsin:** A mixture of saturated alcoholic solution of fuchsin 10 c c., and 5 per cent. solution of carbolic acid 90 c.c. See *Ziehl-Neelson's carbol-fuchsin.* **carbol-gentian-violet:** A mixture of saturated alcoholic solution of gentian-violet 10 c c. and 1 per cent. solution of carbolic acid 100 c c. **carbol-thionin-blue:** A bacteriologic stain consisting of thionin blue 1 gm. and carbolic acid 2.5 gm. in distilled water 100 c c. Before use dilute a portion with an equal volume of water and filter. **carmin:** A section stain used in the following solutions· **alcoholic borax-carmin solution:** 3 gm. of carmin and 4 gm. of borax are placed in 93 c.c. of water, after which 100 c.c. of 70 per cent. alcohol is added. The mixture is stirred, then allowed to settle, and later filtered. Sections are treated as in the following. **aqueous borax-carmin solution:** 8 gm. of borax and 2 gm. of carmin are ground together and added to 150 c.c. of water. After twenty-four hours the fluid is poured off and filtered. The sections, previously freed from paraffin and treated with alcohol, are placed in this fluid for several hours (as long as twelve), and then washed out in a solution of 0.5 to 1 per cent. hydrochloric acid in 70 per cent. al-

cohol. They are then transferred to 70 per cent. alcohol. **Best's carmin s.** (*for glycogen*): Carmin, 2 gm.; potassium carbonate, 1 gm.; potassium chlorid, 5 gm.; distilled water, 60 c.c. Boil gently for several minutes. After cooling, add liquor ammonii, caustic, 20 c.c. **carmin bleu de Lyon:** Sections or pieces of tissue are first stained with carmin (alum- or borax-carmin). Bleu de Lyon is dissolved in absolute alcohol, and diluted with the latter until the solution is of a light bluish color. In this the sections or pieces of tissue are after-stained for twenty-four hours. **Chenzinsky-Plein solution** (*for staining blood-corpuscles*, etc.) To 40 c.c. of a saturated aqueous solution of methylene-blue there are added 20 c c. of a 0.5 per cent. alcoholic eosin solution and 40 c.c. of distilled water. This stains red corpuscles red, nuclei blue, and eosinophil granules bright red. **Cohn's s.** (*for organic urinary sediment*)· The dry slide is hardened in a 10 per cent. solution of formalin for ten minutes, then washed with water and placed for ten minutes in a concentrated solution of sudan stain in 70 per cent. alcohol. Fat is stained red and the nuclei violet. **corrosive sublimate** (*fixing medium*): An excellent fixing fluid is made by saturating distilled water or a physiologic saline solution with corrosive sublimate; saline solutions keep better. Small pieces, about 0.5 cm. in diameter, are immersed in this fluid for from three to twenty-four hours, then washed in running water for twenty-four hours, and then transferred to 70 per cent alcohol. After twenty-four hours the tissues are placed in 80 per cent. for the same length of time, and then preserved in 90 per cent. alcohol. **Cox's modification of Golgi's corrosive-sublimate method** (*for staining ganglion-cells*)· Small pieces are treated from one to three months in a 5 per cent. potassium dichromate solution, 20 parts, a 5 per cent. solution of mercuric chlorid, 20 parts; distilled water, 30 to 40 parts; and a 5 per cent. potassium chromate solution, 10 parts, then treat as for Golgi preparations. **Curry's method** (*for staining the capsule of the pneumococcus*): Cover with glacial acetic acid; wash away the acid with potassium hydroxid in a 1 per cent. solution; wash again and stain with anilin-gentian-violet. **Czaplewsky's method** (*for tubercle*)· 1 Stain as usual with carbolic fuchsin. 2. Decolorize with the following mixture: fluorescin 1 gm., alcohol 100 c.c., add 5 gm. of methylene-blue, allow to stand one day, and decant. 3. Counterstain with a 5 per cent solution of methylene-blue in alcohol. **Czocor's cochineal solution:** A tissue stain prepared as follows· 7 gm. of powdered cochineal and 7 gm. of roasted alum are kept suspended in 100 c.c. of water by stirring while the mixture is boiled down to half its volume. After cooling it is filtered and a little carbolic acid added. Before the sections are placed in alcohol they should be washed with distilled water, as otherwise the alum is precipitated on the section by the alcohol. **Darling's method** (*for Entamœba histolytica*): Stain with Wright's stain in the usual way, follow this with Giemsa's stain until the film has a purple cast. Then plunge the preparation into a small beaker of 60 per cent. alcohol to which 10 to 20 drops of ammonia have been added, when the film will have a violet color. **Delafield's hematoxylin:** A strong solution of hematoxylin crystals, 4 c.c.; 95 per cent. alcohol, 25 c c.; saturated aqueous solution of ammonia alum, 400 c.c.; expose in an unstoppered bottle to sun and air three or four days; filter, and add 100 c.c. of glycerin and 100 c c. of 95 per cent. alcohol. **Dervieux's s.:** 0 5 gm. of erythrosin in 100 c.c. of ammonia-water. **For diphtheria.** See *Hunt's m. Neisser's m., Ponder's m.*, and *Roux's m.* **Dunham's mixture:** Oil of cloves, 1 part; oil of thyme, 4 parts: a clearing reagent for sections in carmin or hematoxylin. **eau de javelle:** A concentrated solution of potassium hypochlorite. It is used as a corrosive in studying the choroid, iris, and pigmented structures. **Ehrlich's method** (*for tuberculosis*): 1. Stain with hot anilin-water gentian-violet for three to five minutes. 2. Decolorize with 33 per cent. nitric acid one-half to one minute. 3. Treat with 60 per cent. alcohol as long as color comes away. 4. Counterstain with methylene-blue. **Ehrlich's acid hematoxylin:** Hematoxylin crystals, 2 gm., are dissolved in absolute alcohol, 60 c.c ; saturate with ammonia alum a mixture of glycerin, 60 c.c ; water, 60 c.c., and glacial acetic acid. Mix the solutions and expose for a long time to light, until it acquires a deep-red color. Keep it in closely stoppered bottles. **Ehrlich's neutral s.:** A mixture of 1 part of a saturated aqueous solution of methylene-blue and 5 parts of saturated aqueous solution of acid fuchsin. Erythrocytes are stained fuchsin color, their nuclei black or lilac, eosinophil granules red, neutrophil granules violet, and leukocyte nuclei blackish. **Ehrlich's solution:** A bacterial staining solution prepared by mixing 4 gm. of pure anilin, 11 c.c. of saturated alcoholic solution of gentian-violet, and 100 c.c. of water. **Ehrlich's triacid s.:** A stain containing acid fuchsin, orange G, and methyl-green. It stains erythrocytes orange, leukocyte nuclei greenish, eosinophil granules copper color, and neutrophil granules violet. **Ehrlich's triglycerin s.:** A solution, in 30 parts of glycerin, of 2 parts each of eosin, aurantia, and nigrosin. It stains erythrocytes orange, leukocytes greenish, their nuclei dark gray, and eosinophil granules bright red. **Ehrlich-Biondi triple s.:** A stain containing rubin, orange G, methyl-green, prepared in concentrated aqueous solutions (rubin dissolves in the proportion of 1·5, orange G and methyl-green about 1: 8). These concentrated solutions are combined in the following volumes· rubin, 4; orange, 7; methyl-green, 8. The stock solution thus obtained is diluted with 50 to 100 times its volume of distilled water before using. The sections should be as thin as possible, and fixed to the slide by the water method. They remain for twenty-four hours in the stain, and are then washed either in pure 90 per cent. alcohol or in such with the addition of a little acetic acid (1 to 2 drops to 50 c c), until the rinsing fluid is no longer colored. Before staining it is occasionally of advantage to treat the sections with acetic acid (2 1000) for one to two hours **Ehrlich-Weigert method** (*for tubercle bacilli*)· Place a dried coverglass preparation, film down, in the following solution: saturated alcoholic solution of methyl-violet, 1.1 parts, absolute alcohol, 1 part; anilin water, 10 parts. Heat gently until steam rises, then allow to stand two to five minutes Decolorize for a few seconds in 1 part nitric acid and 3 parts water. Wash in 60 per cent. alcohol, then in water. **Ehrlich-Westphal method** (*for mast-cells*) Harden in weak alcohol Stain for twenty-four hours in a solution of 200 parts alum-carmin solution, 200 parts saturated solution of dahlia in absolute alcohol, 100 parts glycerin, 20 parts glacial acetic acid. Decolorize in absolute alcohol for twenty-four hours, oil, mount in Canada balsam. **For entamœba.** See *Darling's m.* and *Mallory's s.* **eosin:** Diffuse stain used in a 5 per cent. aqueous solution, especially as a contrast-stain with alum hematoxylin. It gives a rosy color, and brings out especially well red blood-corpuscles and muscle-fibers. **Erlicki's fluid:** A fixing solution containing potassium dichromate, 2½ gm.; cupric sulphate, 0.5 gm.; and water, 100 c.c. It is quite similar to that of Muller's, except that it acts much more quickly. **Esmarch's method for anaëro-cultures:** Prepare a roll culture of the organism in glucose-gelatin on ice, and when the layer of gelatin is still cold and dispersed on the walls of the tube fill it with liquefied gelatin, solidify in cold water, and seal air-tight. **Exner's method** (*demonstrating myelin sheaths*): Place fresh pieces of brain or cord, not over ½ cm. thick, in a 1 per cent. aqueous solution of osmic acid, using at least 10 times as much fluid as the volume of the

specimen; on the second day change the osmic acid solution; after five or six days wash thoroughly in water; then dehydrate and embed; examine the specimens in slightly ammoniacal glycerin: the myelin sheaths appear gray to black. **Farrant's gum-glycerin:** A mounting medium: Glycerin, 50 c.c.; water, 50 c.c.; powdered gum arabic, 50 gm.; arsenous acid, 1 gm. Dissolve the arsenous acid in water; place the gum arabic in a glass mortar and mix it in the water; add the glycerin, and filter through the muslin or wet filter-paper. **Fiocca's method** (*for spore-staining*): Put 20 c.c. of a 10 per cent solution of ammonia into a watch-glass; add 10 to 20 drops of a saturated aqueous solution of gentian-violet, fuchsin, methylene-blue, or safranin; warm the solution; a thinly spread and well-dried cover-glass is dipped for three to five minutes or more, washed in a 20 per cent. dilution of nitric or sulphuric acid, washed again, and counterstained with an aqueous solution of chrysoidin, malachite green, methylene-blue, vesuvin, or safranin. **For flagellæ.** *Bunge's m., Loffler's m., MacCrorrie's m., Muir's m., Neuman's m., Pilfield's m., Smith-Pilfield's m.*, and *Williams' m.* **Flemming's solution:** A solution for hardening histologic specimens, consisting of osmic acid, 2 per cent.; aqueous solution, 4 parts, chromic acid, 1 per cent. aqueous solution, 15 parts; glacial acetic acid, 1 part. **Flemming's triple s.:** The tissue is fixed in acetic alcohol, stained in saturated aqueous solution of safranin for one hour, washed, stained in saturated aqueous methyl violet solution one-half hour, washed, and passed through orange acetone **Flexner's method** (1) (*for typhoid bacilli*). (*a*) Stain paraffin sections in Loffler's methylene-blue solution for two hours; in 1-1000 acetic acid solution for several minutes; dehydrate in absolute alcohol; clear in oil of cloves; xylol, xylol balsam. (*b*) Stain sections in Stirling's gentian-violet solution for ten minutes; in 1-1000 acetic acid solution for several minutes; dehydrate in 95 per cent. alcohol; transfer to slide, blot, add oil of cloves to differentiate; wash in xylol, mount in xylol balsam. (2) (*For bacillus of leprosy*): Stain in alum-hematoxylin; wash in water, carbolfuchsin for two to five minutes steaming or thirty to sixty minutes cold, wash in water; treat on slide with iodin solution; water, blot, clear, and differentiate in anilin oil, xylol, balsam. **Fol's solution:** This is a modification of Flemming's fixing solution, consisting of osmic acid, 1 per cent. aqueous solution, 2 parts; chromic acid, 1 per cent. aqueous solution, 25 parts, glacial acetic acid, 2 per cent. aqueous solution, 5 parts, distilled water, 68 parts. **Fontana's s.** (*for Spirochæta pallida*): 1. Fixing fluid: acetic acid, 1 c.c.; solution of formaldehyd, U. S. P., 20 c.c.; distilled water, 100 c.c. 2. Mordant: tannic acid, 5 gm.; phenol solution (1 per cent.), 100 c.c. 3. A 0.25 per cent. solution of silver nitrate is prepared. *Process:* 1. Prepare the slide by spreading material from syphilitic lesion very thinly on a clean slide, allowing it to dry spontaneously. 2. Fix by pouring on the fixing fluid, pouring it off after a few seconds; perform this process several times 3. Wash well in distilled water. 4. Flood with the mordant, apply gentle heat till steam arises, and continue this process for half a minute. 5. Wash thoroughly in distilled water. 6 Flood with the silver solution; then warm gently for half a minute, wash, blot, and dry. Mount in balsam. The spirochetes are stained jet black, and appear larger than when stained by ordinary methods **Fonte's method** (*for acid-fast bacilli*): Stain with carbolfuchsin, decolorize with 1 part absolute alcohol and 2 parts acetic acid, proceed as with the Gram method, counterstaining, however, with Bismarck brown. Acid-fast bacilli appear as red rods dotted with violet spots; bacilli which do not fully retain acid-fast properties appear as zigzag violet lines. **formalin (formol):** A 40 per cent. solution of formaldehyd gas in water has been much used as a fixing fluid. It is best employed in the form of a solution made by adding 10 parts of formalin to 90 parts of water or normal saline solution Small pieces of tissue remain in this solution for twelve to twenty-four hours; larger pieces or organs, a number of days or weeks, and are then transferred to 90 per cent. alcohol. **Fränkel's method:** A method for staining tubercle bacilli. The coverglass is stained with anilin-water fuchsin, placed in a mixture of saturated solution of methylene-blue in 50 parts of water, 30 of alcohol, and 20 of nitric acid. When the preparation seems blue, it is washed in pure water or in alcohol and acetic acid. **Fränkel's mixture:** Prepare dilutions in sterilized tubes of melted gelatin; pass hydrogen through the gelatin in the tubes to displace the air; make Esmarch rolls on ice and seal. **Freud's gold s.** (*for nerve-fibers*): Harden in Müller's or Ehrlich's fluid and follow with alcohol; embed in celloidin; stain section in equal parts of 1 per cent solution of gold chlorid and 95 per cent alcohol; wash in water; reduce in caustic soda, 1 part; distilled water, 6 parts, wash again; place in a 10 per cent. solution of potassium iodid for ten to fifteen minutes; wash in water; treat with alcohol, oil, and Canada balsam. **Friedländer's glycerin-hematoxylin:** A staining preparation containing hematoxylin crystals, 2 gm.; potassium alum, 2 gm.; absolute alcohol, 100 c.c.; distilled water, 100 c.c.; glycerin, 100 c.c. Dissolve the hematoxylin crystals in the absolute alcohol and the alum in the water; mix the two solutions and add the glycerin. The mixture is filtered and exposed for several weeks to the air and light, until the odor of alcohol has disappeared, and then again filtered. Sections are afterward washed in water, and are placed for a short time in acid alcohol if the nuclei are to be especially brought out. **fuchsin:** An anilin dye used for staining blood-corpuscles and bacteria. It is prepared as a saturated alcoholic solution (3 to 5 per cent.) and diluted as needed. **Futcher and Lazew's s.:** A stain for malarial sporozoa. Have ready a freshly prepared fixation-fluid consisting of a 0.25 per cent solution of formalin in 95 per cent. alcohol. The staining fluid is made of 20 c.c. of Cogit's thionin in a saturated solution of 50 per cent. alcohol and a 2 per cent. aqueous solution of carbolic acid; stain with the supernatant liquid, which colors the parasites a reddish violet. **Gabbett's acid blue:** Methylene-blue, 1 to 2 gm; 25 per cent. sulphuric acid, 100 c.c., and water. **Gabbett's method** (*for staining the bacillus of tuberculosis*): Stain with solution of carbolfuchsin with heat; wash in water and cover with Gabbett's methylene-blue for thirty seconds; then wash and mount. By this method the bacillus of tuberculosis is colored red, while other bacteria and cell-nuclei are stained blue. **Gasis's method** (*for tuberculosis*): 1. Boil crystalline bichlorid of mercury in a mixture of alcohol 5 c.c., water 5 c.c., and eosin 1 gm until the stain is about to precipitate. 2. Flood the specimen with the above and heat one minute. 3. Treat with 1 gm. of sodium hydroxid and 0.5 gm. of potassium iodid in 100 c.c. of 50 per cent. alcohol until the red color changes to a deep green. 4. Wash in 90 per cent. alcohol and then in distilled water. 5. Counterstain in the following mixture: methylene-blue 0.1 gm., hydrochloric acid 1 c.c., alcohol 20 c.c., and distilled water 80 c.c. **Gasperini's mixture:** A nutrient medium for differentiating species of actinomyces: it consists of wheat flour, 150 gm.; water, 100 c.c.; magnesium sulphate, 0.5 gm.; potassium nitrate, 1 gm.; grape-sugar, 15 gm. **gelatin-carmin:** 4 gm. of carmin are stirred into 8 c.c of water and thoroughly ground. Enough ammonia is added to produce a dark-cherry color and render the whole transparent; 50 gm. of the best gelatin are soaked twelve hours in distilled water and then pressed out by hand and melted, at a temperature of 70° C., in a porcelain evaporating dish. The two solutions are mixed and stirred until the mixture becomes homogeneous. Drop a 25 per cent.

acetic-acid solution until the color begins to change to a brick red and the mass becomes slightly opaque. A single drop too much of the acid may spoil the whole. During this process the temperature is kept at 70° C., and constant stirring is maintained. Filter while still warm through flannel. This preparation is used for injecting vessels. **gentian-violet:** An anilin dye used as a nuclear stain in a solution prepared by dissolving 0.5 gm. in 20 c.c. of 90 per cent. alcohol, 80 c.c. of distilled water, and 1 c.c. of glacial acetic acid. As a bacteriologic stain it is made up as a saturated alcoholic solution (5 per cent.) from which dilutions are made as required. **Gerlach's method** (*for gold-staining nerve-fibers*): Harden the tissues in a 1 to 2 per cent. solution of ammonium dichromate for one to three weeks; put sections in a $\frac{1}{100}$ per cent. solution of the double chlorid of gold and potassium, very slightly acidulated with HCl, until they become slightly violet; wash in 2000 to 3000 parts of water and 1 part of HCl; put them for ten minutes in a $\frac{1}{10}$ per cent. solution of HCl in 60 per cent. alcohol; finish with absolute alcohol, oil of cloves, and Canada balsam. **Giacomi's method:** A method for staining the bacillus of syphilis. Color with hot anilin-fuchsin; wash with a dilute solution of iron chlorid; decolorize in a concentrated solution of iron chlorid; wash in alcohol and finish with xylol and xylol-balsam. **Giemsa's method** (1) (*for malarial parasites*): The formula is azur II-eosin, 3 gm.; azur II, 0.8 gm.; glycerin (Merck), 250 c.c.; methyl-alcohol (Kahlbaum I.), 250 c.c. The preparation is dried in air and fixed in methyl alcohol. To 1 c.c. distilled water, made slightly alkaline with potassium carbonate, add 1 drop of the fluid, and cover the preparation with this mixture for ten to fifteen minutes; wash in a stream of water; remove excess of water, dry in the air, and mount in balsam. (2) (*For Spirochæta pallida*): Same as (1) except that to the water used for diluting the staining fluid 1 to 10 drops of a 0.1 per cent. solution of potassium carbonate is added. **For glanders.** See *Kuehne's m.*, *Loffler's m.*, and *Schuetz's m.* **Goldhorn's s.:** Heat 2 c.c. of methylene-blue solution and 2 gm. of lithium carbonate in 200 c.c. of distilled water. Cool, filter, make slightly acid with acetic acid, and add 0.5 per cent. solution of eosin until the solution is pale blue and slightly fluorescent. Wash the precipitate, dry, and dissolve to 1 per cent. in methyl alcohol. **Golgi's mixed method** (*for staining ganglion-cells and dendritic and axis-cylinder processes*): Harden as in the slow method, *infra;* transfer for three to eight days to a mixture of a 1 per cent. solution of osmic acid (2 parts) and a 2 per cent. solution of potassium dichromate (8 parts); finish in a 0.75 per cent. silver nitrate solution for twenty-four to forty-eight hours. The sections are dehydrated in alcohol, cleared in oil of cloves or oil of bergamot, washed with xylol, and mounted in xylol dammar. **Golgi's quick method:** Fresh pieces are placed in a mixture of 1 part of a 1 per cent. osmic-acid solution and 4 parts of a 3.5 per cent. solution of potassium dichromate. If the neuroglia is to be stained, let the pieces stay two or three days; if the nerve-cells, three to five days; nerve-fibers and collaterals, five to seven days. After this the sections are dehydrated in alcohol, cleared in clove or bergamot oil; wash off with xylol, mount in xylol dammar, and dry at 40° C. **Golgi's slow method** (*for staining ganglion-cells and dendritic and axis-cylinder processes*): The tissues are hardened for two to six weeks in a 2 per cent. potassium dichromate solution. Transfer for two to four days or more to a 0.75 per cent. solution of silver nitrate or a 0.5 per cent. solution of mercuric chlorid. **For gonococcus.** See *Pappenheim's m.* and *Saathof's m.* **Goodpasture's s.:** A stain used in differentiating leukocytes of marrow origin from those of lymphatic origin: alcohol, 100 c.c.; sodium nitroprussid, 0.05 gm.; benzidin, 0.05 gm.; basic fuchsin, 0.05 gm.; hydrogen peroxid, 0.5 c.c. With the stain the cells of marrow origin show deep blue granules (peroxidase reaction). **Gorden's method:** This is a modification of van Ermengem's method, in which the preparations remain in the second bath for two minutes, are then transferred to the third bath for two minutes, and are then washed, dried, and mounted without being returned to the second bath. **Gram's method** (1) (*for film preparations*): 1. Dry and fix the film in the usual way. 2. Stain for five minutes with anilin-water gentian-violet. 3. Pour off excess stain and apply Gram's iodin solution for two or three minutes. 4. Decolorize with 95 per cent. alcohol as long as color comes away. 5. Wash in water and counterstain with Bismarck brown, dilute fuchsin, or safranin. Bacteria which decolorize when thus treated with alcohol are known as Gram negative; those which do not decolorize, as Gram positive. (2) (*for paraffin sections*): Stain with anilin-gentian-violet for five to twenty minutes; wash in normal salt solution or water; in iodin solution (1 or 2 · 300) one minute; wash in water, then alcohol; finish with xylol and xylol balsam. The bacteria are stained a deep blue. *Methyl-violet modification of Gram's stain;* Solution A. Anilin oil, 9 c.c., absolute alcohol, 33 c c., and methyl violet in excess. Solution B is an aqueous solution of methyl violet. For use mix 1 part of A and 9 parts of B and filter. The mixed stain remains good several weeks. **Gram's solution:** A bacterial fixing solution consisting of 1 gm. of iodin crystals, 2 gm. of potassium iodid, and 300 c.c. of water. **For Gram's s.** See *anilin water, Gram-Weigert m., Guenther's modification, Jensen's modification, methyl-violet modification, Pelltauf's modification, Sterling's modification,* and *Unna's modification.* **Gram-Weigert method** (1) (*for staining trichophyta in hair*): 1. Remove fat from the hair with ether. 2. Stain thirty minutes in a mixture of 15 parts of alcoholic solution of gentian-violet and 3 parts of anilin water. 3. Treat with iodin solution and then with anilin oil. (2) (*for staining celloidin sections*): Stain with lithium carmine, dehydrate with alcohol, and fasten to a slide with ether vapor; then stain with anilin-gentian-violet five to twenty minutes; wash in normal salt solution; treat with iodin solution, 1 to 2 parts to 100; wash in water; dry with blotting-paper; dehydrate with anilin oil; treat repeatedly with xylol, and finish with xylol balsam. **Günther's modification of Gram's method:** After exposure to the iodin-potassium-iodid solution the specimen is placed for one-half minute in alcohol, then for ten seconds in 3 per cent. hydrochloric acid alcohol, and finally, for complete decoloration, in pure alcohol. Before mounting the sections are cleared in oil of cloves or in xylol. **Hansen's method** (*for spores*): Prepare a film, fix, and stain with steaming hot carbol-fuchsin for five minutes; decolorize with 5 per cent acetic acid until the film is a light pink, and wash in water; stain three minutes with Löffler's methylene-blue; examine **Harlow's.** Same as *skeleton s.* **Harris's hematoxylin:** 1 gm. of hematoxylin is dissolved in 10 c.c. of alcohol; 20 gm. of alum are dissolved in 200 c.c. of distilled water, and the hematoxylin solution is added. Bring the mixture to a boil and add 0.5 gm. of mercuric oxid. Cool the solution at once. **Harrison's s.** (*for Pseudomonas radicicola*): Take a loop of the mucilaginous or viscid growth from an agar culture of *Pseudomonas radicicola* two days to several months old, and spread it on a clean slide, lashing it out in slender tongues; let the film dry in air without killing or fixing, flood the film a moment with a saturated alcoholic solution of gentian-violet, wash under the tap, dry between folds of filter-paper, and examine with the oil-immersion lens. The mucilage in which the cells lie will be found deeply and evenly stained, and the bacteria scarcely stained at all, so that the preparation presents the appearance of a photographic negative. **Hastings's s.:** A mod-

ification of the Romanowsky method. **Heidenhain's hematoxylin s.** (*for nuclei*): Stain twenty-four to forty-eight hours in a 0.5 per cent. aqueous solution of hematoxylin dissolved by the aid of heat; place the sections in a 0.66 per cent. aqueous solution of potassium chromate for a day or two; wash in water thoroughly; treat with alcohol and then oil, and finish in Canada balsam. **Held's method** (*for nerve tissue*): Sections are warmed for one or two minutes in the following solution: 1 gm. erythrosin, 2 gm. acetone, 150 c.c. distilled water. Wash sections in water, and transfer to a solution consisting of equal parts of Nissl's methylene-blue solution and a 5 per cent. aqueous solution of acetone. Warm until the odor of acetone ceases. Decolorize in 0.1 per cent. solution of alum until they are red. Dehydrate in alcohol, clear, and mount. **Heller's method** (*for myelin sheaths*): Harden with Muller's fluid or by the Weigert method; embed in celloidin; place sections in a 1 per cent. aqueous solution of osmic acid for ten minutes; wash in water; reduce in sodium sulphate, 125 parts; sodium carbonate, 70 parts; water, 500 parts; pyrogallic acid, 15 parts; wash in water, differentiate in an aqueous solution of potassium permanganate; decolorize with a 1 per cent. aqueous solution of oxalic acid; wash in water; finish with alcohol, oil, and Canada balsam. **hemalum:** 1 gm. of hematein is dissolved by heating in 50 c.c. of absolute alcohol. This is poured into a solution of 50 gm. of alum in 1 liter of distilled water, and the whole well stirred. A thymol crystal is added to prevent the growth of fungus. After staining, sections or tissues are washed in distilled water. **hematoxylin.** See *Bohmer's hematoxylin, Delafield's hematoxylin, Ehrlich's acid hematoxylin, Friedländer's glycerin-hematoxylin, Heidenhain's hematoxylin.* **hematoxylin-eosin method:** Sections already stained in hematoxylin are placed for two to five minutes in a 1 to 2 per cent. aqueous solution of eosin or in a 1 per cent. solution of eosin in 60 per cent. alcohol. They are then washed in water, after which they remain a short time in absolute alcohol. **hematoxylin-safranin method:** Sections of preparations fixed with chromic-formic acid or solution of platinum chlorid are stained for a short time with Delafield's hematoxylin, then counterstained for twelve to twenty-four hours with safranin, and washed with absolute alcohol until no more color is given off. **Hermann's solution:** Osmic acid, 2 per cent. aqueous solution, 4 parts; 1 per cent. aqueous solution of platinic chlorid, 15 parts; glacial acetic acid, 1 part. **Hermann's s.** (*for tuberculosis*): 1. Dry and fix as usual. 2. Apply the following mixture and heat for three minutes: 3 per cent. alcoholic solution of crystal violet, 1 part and 1 per cent. solution of ammonium carbonate, 3 parts. 3. Decolorize with 10 per cent nitric acid or with 5 per cent. sulphuric acid. 4. Wash in alcohol, then in water, and counterstain with bismarck brown. **Herxheimer's method** (*for staining elastic fibers*): Harden in Müller's fluid; alcohol and other fixatives are not so good. Stain in hematoxylin, 1 part; absolute alcohol, 20 parts; water, 20 parts; saturated solution of lithium carbonate, 1 part. Decolorize in solution of chlorid of iron; wash in water; treat with alcohol, oil, and Canada balsam. Elastic fibers are stained black, the surrounding tissues pale blue. **Hiss's method** (*for capsules of bacteria*): Mix a small portion with a drop of serum on a cover-glass; then spread, and allow to dry in the air, and fix by drawing through flame. Then treat in either of the following ways: 1. Stain in one-half saturated aqueous solution of gentian-violet for a few seconds; then wash, mount, and examine in 0.25 per cent. of aqueous solution of potassium carbonate. 2. Stain in a 5 to 10 per cent. solution of gentian-violet, steaming for a few seconds, then wash in a 20 per cent. solution of copper sulphate, blot with filter-paper, dry thoroughly, and mount in balsam. **Hoyer's method with thionin:** Harden in corrosive sublimate, followed by alcohol. Paraffin sections are passed through xylol, chloroform, and 95 per cent. alcohol to free from paraffin. Put into a 5 per cent. aqueous solution of mercuric chlorid for three to five minutes; stain in a weak solution of thionin; clear in a mixture of oils of cloves and thyme; treat with turpentine oil or cedar oil and finish with balsam. **Hunt's method** (*for Bacillus diphtheriæ*): Stain in saturated aqueous solution of methylene-blue one minute without heating; wash in water; cover with aqueous solution of tannic acid, 10 per cent., for ten seconds; wash in water; stain in saturated aqueous solution of methyl orange one minute; wash in water; dry and mount in balsam. **Huntoon's method** (1) (*for spores*) *Preparation of stain:* (1) Acid fuchsin (Grübler), 4 gm.; aqueous solution acetic acid (2 per cent.), 50 c.c. (2) Methylene-blue (Grübler), 2 gm.; aqueous solution acetic acid (2 per cent.), 50 c.c. Mix the two solutions, let stand for fifteen minutes, and filter off the voluminous precipitate through moistened filter-paper. The filtrate is the staining fluid. Make a rather thick smear, dry, and fix in the usual way; apply as much of the stain as will remain on the cover-glass, and steam over a flame for one minute, replacing the stain lost by evaporation; wash in water; the film is bright red; dip the preparation a few times into a weak solution of sodium carbonate (7 or 8 drops of saturated solution in a glass of water). Too long application of the carbonate will cause the spores to be blue. The instant the film turns blue, rinse well in water; dry, mount, and examine. Spores are deep red, bodies of bacteria are blue. (2) (*for capsules*): In making the film use a 3 per cent. solution of nutrose as a diluent. Dry in the air, fix, and stain with the following: concentrated lactic acid, 0.5 c.c.; 1 per cent. solution of acetic acid, 1 c.c.; saturated alcoholic solution of fuchsin, 1 c.c.; carbol-fuchsin, 1 c.c., and 2 per cent. solution of carbolic acid, 100 c.c. **India-ink method** (*for Spirochæta pallida*): A loopful of serum from a syphilitic lesion is mixed with a drop of India ink and spread out on the slide in the thinnest possible layer; the slide is then allowed to dry. The field is stained a brownish yellow, the blood-cells and spirochetes appear white. **Japanese method** (*for fixing paraffin sections*): A little of Mayer's albumin is placed on the slide and so spread about that hardly a trace of the substance can be seen. The slide is then put in a thermostat heated to 70° C. The albumin soon coagulates, after which the sections are fixed to the slide by the water method. To every 30 c.c. of the distilled water a drop of gum arabic or glycerin-albumin may be added. **Jenner's s.** (*for blood-corpuscles*): A 1.25 per cent. aqueous solution of Grubler's yellow, water-soluble eosin is added to a 1 per cent. aqueous solution of Grübler's methylene-blue. The precipitate is allowed to stand twenty-four hours, then washed, dried, and dissolved to 0.5 per cent. in methyl alcohol. It colors erythrocytes terra cotta, nuclei of leukocytes blue, neutrophil granules purplish red, carminophil granules light red, basophil granules dark violet, and bacteria and malarial parasites blue. **Jensen's modification of Gram's s.:** 1. Dry and fix in the usual way. 2. Stain with a 5 per cent. solution of methyl violet 6B one-half minute. 3. Pour off excess of stain and apply Lugol's solution two or three times. 4. Pour off excess of iodin and wash with 98 per cent. alcohol and then with absolute alcohol. 5. Counterstain with neutral red 1 gm., glacial acetic acid 2 c.c., and water 1000 c.c. **Johne's method** (*for staining bacterial capsules*): The preparations are stained in a warmed 2 per cent. solution of gentian-violet, rinsed in water, decolorized for from ten to twenty seconds in a 2 per cent. solution of acetic acid, and are washed and mounted in water. **Kaiserling's method:** A procedure for preserving the natural colors in museum preparations. Fix one to five days in

formaldehyd, 200 c.c.; water, 100 c.c.; nitrate of potassium, 15 gm.; potassium acetate, 30 gm.; drain and lay in 80 per cent. alcohol one to six hours and in 95 per cent. alcohol one to two hours; preserve in potassium acetate, 200 gm.; glycerin, 400 c.c.; water, 2000 c.c. **Kallius's method** (*for fixing Golgi stains*). Place sections for several minutes in 1 part of a developer composed of hydrochinon, 1 part; sodium sulphite, 8 parts; potassium carbonate, 1.5 parts; water, 575 parts; and about five-sixths as much alcohol, until the sections become gray or black. Treat with 70 per cent. alcohol for ten to fifteen minutes, and with a 20 per cent. aqueous solution of sodium hyposulphite; soak in water twenty-four hours; finish with alcohol, oil, and Canada balsam. **Klotz's s.** (*for fat acid crystals*). Fix tissues; precipitate fatty acid radical in chromalum, 2 5 gm., and 7 per cent. formaldehyd, 100 c.c.; dissolve by boiling, and while cooling add glacial acetic acid, 5 c c., and then powdered neutral acetate of copper, 5 gm ; wash in water, cut sections, and stain them in a saturated solution of hematoxylin in 60 per cent. alcohol for six hours; wash in water and treat with a mixture of potassium ferricyanid, 2.5 gm.; borax, 2 gm ; and distilled water, 100 c.c. **Koch-Ehrlich solution:** A staining solution consisting of 100 parts of a filtered aqueous solution of anilin oil, 10 parts of absolute alcohol, and 11 parts of a concentrated alcoholic solution of fuchsin, methylene-blue, or gentian-violet. **Kronecker's fluid:** An indifferent mounting fluid consisting of distilled water, 100 c.c ; sodium chlorid, 5 gm ; sodium carbonate, 0.06 gm. **Krönig's varnish:** Used in sealing mounted objects between the cover-slip and the slide. Melt 2 parts of wax and stir in 7 to 9 parts of colophonium; filter while hot. **Kühne's method** (1) (*for staining glanders bacillus*): The sections are placed for half an hour in a stain consisting of methylene-blue. 1.5; alcohol, 10; and 5 per cent aqueous solution of phenol, 100. They are then washed in water, decolorized in hydrochloric acid immersed in a solution of lithium carbonate, placed in a bath of distilled water, dipped in absolute alcohol colored with a little methylene-blue, dehydrated in anilin oil containing methylene-blue, washed in anilin oil, then in light ethereal oil, cleared in xylol, and mounted in balsam (2) (*For paraffin sections*): Stain the sections slightly in alum-hematoxylin; wash in water, treat with a 2 per cent. aqueous solution of anilin hydrochlorate for fifteen seconds; wash in water; treat with absolute alcohol; finish with xylol and xylol balsam. **Kutscher's modification of Gram's method** (*for sections*). Prepare a concentrated solution of gentian-violet in a mixture of anilin water, 1 part; alcohol, 1 part; 5 per cent. carbolic water, 1 part. Of this solution a drop at a time is added to a watch-glass full of water until a layer forms upon the surface. In this the sections are placed, and after ten to fifteen minutes are washed in water, then placed in the iodin solution for a minute, then in alcohol, xylol, and mounted in balsam. **Langhans's method:** A method for obtaining permanent mounts with iodin. Harden in alcohol; stain in Lugol's solution; dehydrate with 1 part of iodin tincture to 3 or 4 parts of absolute alcohol; clear and mount in oil of Cretan origanum. **Leishman's s.:** Mix a 1 per cent. solution of methylene-blue and a 0.1 per cent. solution of eosin. Filter, wash, and dry the precipitate and dissolve in pure methyl alcohol to 0.15 per cent. **Lenhossek's method** (*for staining ganglion-cells*): Harden sections in 90 per cent. alcohol; then in 96 per cent., or in formaldehyd, followed by alcohol. Do not keep too long in alcohol. **For leprosy.** See *Baumgarten's m.*, *Flexner's m.*, and *Much's m.* **Levaditi's method** (*for Spirochæta pallida in sections*): Sections are placed in 10 per cent. formol for twenty-four hours; rinsed in water, and placed in 95 per cent. alcohol for twenty-four hours; placed in distilled water until they sink to the bottom; placed in a 1.5 to 3 per cent. solution of silver nitrate and kept in incubator at 38° for three to five days; washed in distilled water and placed in following solution for twenty-four to seventy-two hours: pyrogallic acid, 2 to 4 gm.; formol, 5 c.c.; distilled water, 100 c.c. **lithium-carmin:** A staining mixture containing carmin, 3 to 5 gm., in a saturated solution of lithium carbonate, 100 c.c. **litmus whey:** The casein is precipitated from milk by producing a feeble acid reaction with dilute hydrochloric acid. The filtrate is boiled, filtered, neutralized, and mixed with litmus. **Löffler's method** (*for staining glanders bacillus in sections*) Stain paraffin sections twenty minutes in Loffler's methylene-blue solution, or in equal parts of a 1· 10,000 KOH solution, and anilin-gentian-violet; place for five seconds in 10 c.c. of distilled water containing 2 drops of concentrated sulphuric acid and 1 drop of 5 per cent. oxalic acid. **Löffler's method for flagella:** Mordant the preparation for one minute with a fresh filtered solution made of 10 gr. of tannic acid in 50 c.c. of water, 2.5 c.c. of a cold saturated solution of ferrous sulphate, and 0 5 c c. of an alcoholic or aqueous solution of fuchsin or gentian-violet. Heat for one minute on the cover-glass without boiling; wash the preparation, and stain with a freshly prepared and filtered solution of anilin-gentian-violet or with anilin-fuchsin. **Löffler's method for sections:** Place in a caustic potash solution (1 10,000) for five to ten minutes; stain in Loffler's methylene-blue solution, or in equal parts of anilin-gentian-violet, and the same caustic potash solution twenty minutes, then five seconds in distilled water (10 c.c) with 2 drops of sulphuric acid and 1 drop of 5 per cent oxalic acid, wash quickly in water; follow in succession with absolute alcohol, xylol, and xylol balsam **Löffler's methylene-blue solution:** Saturated solution of methylene-blue in alcohol, 30 c.c.; aqueous solution of caustic potash (1 10,000), 100 c c. **Löffler's mixture:** Glucose bouillon, 1 part; beef blood-serum, 3 parts· a culture-medium for use in slants. **Löwit's formic-acid method:** Place bits of fresh tissue in a mixture of formic acid (1 part) and water (1 to 2 parts) until they become transparent; put in an aqueous solution of gold chlorid, 1 to 1.5 parts to 100 parts of water, then in formic acid, 1 part to 3 of water, for twenty-four hours; in concentrated formic acid twenty-four hours Finish and preserve in glycerin or balsam. **Lustgarten's method:** A method for staining the bacillus of syphilis. Treat for twenty-four hours with anilin-gentian-violet, and keep for two hours in a thermostat at 40° C.; decolorize completely with potassium permanganate (0 5 per cent. aqueous solution) and in an aqueous solution of sulphurous acid; wash and finish with alcohol, clove oil, and Canada balsam. **MacConkey's s.** (*for bacterial capsules*) Rub in mortar with 1000 c.c. of distilled water, 0 5 gm. of dahlia, and 1.5 gm. of methyl-green; add 10 c c of saturated alcoholic solution of fuchsin, and 90 c.c. of distilled water. **MacCrorrie's s.** (*for flagella*): A mixture of 10 c.c of saturated alcoholic solution of night blue, 10 c c. of saturated aqueous solution of potash alum; and 10 c.c. of a 10 per cent. aqueous solution of tannin. **For malaria.** See *Futcher and Lazew's m.*, *Giemsa's m.*, *Romanowsky's m.*, and *Wright's m.* **Malassez's method** (*for neuroglia*). Stain in ammoniacal picrocarmin, treat with a 40 per cent. potassa solution for ten minutes, wash in distilled water, treat with concentrated acetic acid, mount. **Mall's method** (*for reticulum*): Frozen sections of fresh tissue 40 to 80 μ thick are digested for twenty-four hours in a solution of 5 gm. pancreatin, 10 gm. sodium bicarbonate, and 100 c.c. of water; wash in water; place in test-tube half full of water, and shake thoroughly; spread on slide and allow to dry; allow a few drops of a solution of 10 gm. of picric acid, 33 c.c. of absolute alcohol, and 300 c.c. of water to dry on the surface, stain for half an hour in a solution of 10 gm of acid fuchsin, 33 c.c. of absolute alcohol,

and 66 c.c of water; wash in picric acid solution; treat with alcohol, xylol, balsam. **Mallory's differential s.** (*for Amœba coli*): Harden in alcohol; stain sections in a saturated aqueous solution of thionin three to five minutes; differentiate in a 2 per cent. aqueous solution of oxalic acid for one-half to one minute; wash in water, clear in oil of Cretan origanum; wash with xylol; finish with xylol balsam; remove to a 5 per cent. aqueous solution of ammonium bichromate four to six days in the incubator at 37° C., or for three or four weeks at room-temperature; change solution on the second day; place directly in alcohol; embed in celloidin; fasten sections to slide by means of ether vapor; stain in anilin-gentian-violet fifteen to twenty minutes, wash with normal salt solution; treat with iodin solution; wash and dry with paper, decolorize with xylol and anilin in equal parts, wash with xylol, finish with xylol balsam. **Mallory's differential s.** (*for neuroglia fibers*) (1) Fix in a 4 per cent. aqueous solution of formaldehyd four days or more; place in a saturated aqueous solution of picric acid four days or more. (2) (By means of phosphotungstic-acid hematoxylin) Fix and mordant tissues in exactly the same way as before given; stain in phosphotungstic-acid hematoxylin four to twenty-four hours; wash in water; treat with alcohol, and next with oil of Cretan origanum; finish with xylol balsam. **Mallory's method** (1) (*for actinomyces*) Stain sections in a saturated aqueous solution of eosin for ten minutes or more; wash in water, stain two to five minutes in anilin-gentian-violet, wash off with normal salt solution; follow with iodin solution one minute; then with water; clear with anilin oil, treat with changes of xylol, and follow with xylol balsam (2) (*For actinomyces*). Stain in alum cochineal three to five minutes; wash with water; dehydrate in 95 per cent. alcohol, fasten section to slide with ether vapor; apply anilin-gentian-violet five to twenty minutes; wash with water, dry with filter paper; use anilin saturated with fuchsin one to three minutes, wash the fuchsin out with pure anilin until the clubs are sharply differentiated; watch the process under the low power of the microscope. Apply several changes of xylol; finish with xylol balsam. Stain lightly in alum cochineal three to five minutes; wash in water, dehydrate with alcohol, fasten on slide with ether vapor, treat five to twenty minutes with anilin-gentian-violet, wash off with water; dry with filter-paper, test one **Mallory's s.** (*for elastic fibers*) Harden in alcohol, stain in phosphotungstic-acid hematoxylin twenty-four hours, wash in water, treat with alcohol, and finish with oil and Canada balsam. **Mandelbaum's method** (*intra vitam staining of Spirochæta pallida*) To a hanging drop of serum is added a loopful of Loffler's methylene-blue solution along with a loopful of decinormal salt solution **Marchi's fluid:** Muller's fluid, 2 parts; osmic acid, 1 per cent. aqueous solution, 1 part: a fixing reagent. **Marchi's method** (*for degenerated nerve-fibers*): The specimen is placed in Marchi's fluid, when healthy fibers appear yellow, but degenerated ones show rows of black spots **Marx's s:** A stain containing eosin, potassium hydrate, and quinin. **May-Grünwald s.:** A 0.1 per cent. solution of methylene-blue and of eosin is allowed to stand a few days. The precipitate is washed, dried, and dissolved in methyl alcohol to saturation. **May-Grünwald solution:** An alcoholic neutral mixture of methylene-blue and eosin. **Mayer's acid hemalum:** Mayer's hemalum with 2 per cent. of glacial acetic acid added. **Mayer's glycerin-albumin mixture:** A mixture for affixing paraffin sections to slides, consisting of equal parts of white of egg and glycerin, with a little camphor or carbolic acid **Mayer's glycerin-alum-hematein solution:** Hematein, 0.4 gm, rubbed with glycerin, 5 c.c.; glycerin, 30 c.c.; water, 70 c.c. **Mayer's hemalum:** Hematein, or its ammonia salt, 1 gm.; 90 per cent. alcohol, 50 c.c.; alum, 50 gm.; water, 1000 c.c.; thymol, 1 crystal. **Mayer's muchematein:** Hematein, 0.2 gm.; aluminum chlorid, 0.1 gm.; glycerin, 40 c c.; water, 60 c.c. **Meirowsky's method** (*for Spirochæta pallida*): A paste is made consisting of methyl-violet and salt solution. This is rubbed into the surface of a syphilitic chancre. In the serum which exudes stained spirochætæ will be found. **methylene-blue:** An anilin dye which is much used as a staining agent. It is prepared in a saturated solution (7 per cent.) in absolute alcohol, which is diluted for use. See *Gabbet's solution, Kühne's solution, Loffler's solution, Sahli's solution, Unna's solution.* **methyl-green-pyronin s.** Same as *Unna-Pappenheim s.* **methyl-violet stain:** Anilin dye much used as a bacteriologic stain. It is made up as a saturated alcoholic solution from which dilutions are made as needed. It is used for staining amyloid substance, nuclei, and bacteria, which are colored pink. It is employed in a 0.5 to 2 per cent. aqueous solution. **Michaelis's method:** Stain the specimen fifteen minutes with the following mixture: Dissolve 2 gm. of methylene-blue in 200 c.c. of water and add 10 c c. of a normal solution of sodium hydroxid. For use add 1 part of this to 5 parts of a 0 1 per cent. solution. **Michaelis's s.:** A mixture of alcoholic solution of methylene-blue and a solution of eosin in acetone stains the blood-corpuscles like Jenner's stain. **Moeller's method** (*for spore staining*)· The cover-glass, dried in air, is placed for two or three minutes in absolute alcohol, then rinsed in water, and kept in chloroform two minutes. It is rinsed in water and treated with 5 per cent. solution of chromic acid. It is then rinsed in water and stained with carbolfuchsin solution, heated slowly until the fluid boils. It is decolorized in a 5 per cent. solution of sulphuric acid, washed in water, and stained in aqueous solution of methylene-blue or malachite-green, rinsed again, dried, and mounted in Canada balsam. **Morris's s.** (*for vegetable parasites*) 1. Ether, or alcohol and ether equal parts. 2. Stain in solution of 5 per cent. gentian-violet in 70 per cent. alcohol, five to thirty minutes. 3. Iodin solution, one minute. 4. Anilin. 5. Anilin. 6. Xylol 7. Xylol balsam. **Much's method** (*for tubercle bacilli*). Methyl-violet B (Grubler), saturated alcoholic solution Carbolic acid, 2 per cent. watery solution. Add 10 c.c. of methyl-violet solution to 90 c.c. carbolic acid solution. Prepare smears rather thin and as even as possible. Dry in air Fix gently in flame. Cover slide with methyl-violet solution and heat to boiling-point once or twice. Wash stain off in water. Pour on slide Lugol's solution, and keep it covered with it for five minutes Wash off with water. Pour on a 5 per cent. solution of pure nitric acid for one minute. Pour off and replace for ten seconds by a 3 per cent. pure hydrochloric acid solution. Put immediately, without washing, in a mixture of equal parts of pure acetone and absolute alcohol; decolorize by moving the slide until the smear is colorless, and wash off with distilled water; dry gently with filter-paper, and slowly but thoroughly dry over a flame. Counterstain with dilute fuchsin, Bismarck brown or safranin. **Muir's method** (1) (*for flagella*): A modification of Pitfield's method. The mordant consists of a mixture of 10 c.c. of 10 per cent. aqueous solution of tannic acid; 5 c.c. saturated aqueous solution of corrosive sublimate; 5 c.c. of saturated aqueous solution of alum, and 5 c.c. of carbolfuchsin. The stain consists of 25 c.c. of saturated aqueous solution of alum and 5 c.c. of saturated alcoholic solution of gentian-violet The emulsified growth is spread thin on a watch-glass, dried, fixed with heat, treated with the mordant, washed, dried, and stained. (2) (*For capsules*): 1. Mordant the dried film for two minutes with the following mixture: Saturated solution of bichlorid of mercury 2 parts, 20 per cent. solution of tannin 2 parts, and potassium alum solution 5 parts. 2. Wash with water, then with alcohol, then with water. 3. Stain two or three

minutes with warm carbolfuchsin. 4. Wash with water and again apply the mordant. 5. Wash with water and stain for two minutes with a saturated aqueous solution of methylene-blue. 6. Decolorize in methyl alcohol and clear in xylol. **Müller's fluid:** A hardening solution consisting of potassium dichromate, 2 to 2.5 gm.; sodium sulphate, 1 gm.; water, 100 c.c. **Neisser's method** (*for diphtheria*): 1. Dry and fix the smear as usual. 2. Stain for two to five seconds with the following: methylene-blue, 1 gm. absolute alcohol, 20 c.c.; glacial acetic acid, 50 c.c.; and water to 1000 c.c. 3. Wash in water and counterstain with 0.4 per cent. solution of bismarck brown five seconds. **Neuman's s.** (*for flagella*)· Tannic acid, 1 gm.; potassium alum, 1 gm.; distilled water, 40 c.c. To this mixture add 0.5 gm. of night-blue dissolved in 20 c.c. of absolute alcohol. Filter, and use the filtrate for the staining fluid. Stain the preparation two or more minutes; wash in water; stain with saturated aqueous solution of gentian-violet for two minutes; wash and mount. **Nicolle's carbol-gentian-violet.** See *carbol-gentian-violet.* **Nicolle's carbol-thionin-blue.** See *carbol-thionin-blue.* **Nicolle's method:** A method of staining in sections. Loffler's blue, one to three minutes; wash in water; 10 per cent. solution of tannic acid, a few seconds; wash in water; absolute alcohol, oil of cloves, xylol, Canada balsam. **nigrosin:** Anilin blue-black, an anilin dye used as a stain for the study of the central nervous system, having a special affinity for ganglion-cells. The tissue is stained in a concentrated aqueous solution for from five to ten minutes. It is then decolorized and dehydrated in alcohol, and finished in oil and Canada balsam. **Nissl's method** (*for ganglion-cells*): Harden tissues in pieces not over 1 to 1.2 cm. across in 96 per cent. alcohol; cut section as follows: remove excess of alcohol with filter-paper; dip base of specimen in thick celloidin; mount on block; harden in 96 per cent. alcohol; moisten at night with 96 per cent. alcohol; make sections less than $\frac{1}{100}$ mm. in thickness; preserve in 96 per cent. alcohol. Transfer sections to slides, dry with filter-paper; apply oil of cajuput; wash with a few drops of benzin; add a little benzin-colophonium; heat in a flame until the benzin is expelled; cover slip and warm the slide; see that the colophonium is spread evenly, and mount. **Nocht's method:** Stain specimen five to ten minutes in the following: Mix 1 per cent. solution of methylene-blue and 0.5 per cent. solution of soda and keep at 50° to 60° C. for a few days. Cool and add a mixture of 2 to 3 drops of a 1 per cent. solution of eosin and 1 to 2 c.c. of water, drop by drop, until the eosin tint disappears. **Noniewicz's method:** Stain in Löffler's methylene-blue solution two to five minutes; wash in water; decolorize one to five seconds in 0.5 per cent. acetic acid, 75 parts; 0.5 per cent. aqueous solution of tropeolin, 25 parts; wash in water; dehydrate the section on a slide with filter-paper, then in air, and then over a small flame; clear by dropping xylol on it repeatedly; finish in xylol balsam. **Oppenheim and Sachs's method** (*for Treponema*): Very thin air-dried films are stained for from thirty seconds to three minutes with carbol-gentian-violet (saturated alcoholic solution of gentian-violet, 10 c.c.; 5 per cent. phenol, 90 c.c.). Previous fixation is not necessary. **orcein:** A vegetable dye obtained from certain species of lichens, and used mainly for staining elastic fibers. It is soluble in alcohol. **Orth's discharging fluid:** A fluid consisting of hydrochloric acid, 1 c.c.; acid alcohol, 1 c.c.; and 70 per cent. alcohol, 99 c.c. **Orth's fluid:** Müller's fluid plus 4 per cent. of formaldehyd: a general fixing reagent. **Orth's lithium-carmin:** Carmin, 2.5 to 5 gm.; saturated aqueous solution of lithium carbonate, 100 c.c.; thymol, a crystal: a carmin stain. **osmic acid:** A reagent that kills quickly, fixes exceedingly well, and even colors certain tissues. Only small pieces can be fixed in this fluid, as it does not easily penetrate the tissues. It is ordinarily used in a 1 per cent. aqueous solution, the objects remaining immersed twenty-four hours. They are then washed in running water for the same length of time, after which they are transferred to 90 per cent. alcohol. Very small objects may be treated with osmic acid in the form of vapor (vaporization). This is done as follows. A very small quantity of osmic acid solution is put in a small dish. The object is then suspended by a thread in such a way that it does not come in contact with the fluid. The dish should be covered with a well-fitting lid. **Pal's modification of Weigert's myelin-sheath s.:** Fix as for Weigert's method, keep sections for some hours in a 0.5 per cent. aqueous solution of chromic acid, or for a longer time in a 2 to 3 per cent. solution of potassium dichromate; transfer to Weigert's hematoxylin solution twenty-four to forty-eight hours; wash in water containing 1 to 3 per cent. of a saturated aqueous solution of lithium carbonate until the sections appear of a uniform deep blue; differentiate in a 0.25 per cent. aqueous solution of potassium permanganate until the gray matter looks brownish-yellow: transfer to a solution containing 1 part of oxalic acid and 1 part of potassium sulphite in 200 parts of water, until the gray matter is colorless, or nearly so; wash thoroughly in water; dehydrate in 95 per cent. alcohol, finish in oil and Canada balsam. **Paltauf's modification of Gram's s.:** Absolute alcohol, 7 c.c., distilled water 90 c c, and anilin oil 3 to 5 c.c. Shake thoroughly, filter, and add gentian-violet 2 gm. Allow to stand twenty-four hours and filter. Use as the regular Gram stain. **Pappenheim's method** (*for tuberculosis*)· 1 Stain the fixed film in carbolfuchsin for three minutes without heat. 2. Without washing apply Pappenheim's solution three or four times. 3. Wash in water, dry, and mount. **Pappenheim's solution** (*for tubercle baculli*). 1 part rosolic acid is dissolved in 100 parts absolute alcohol, methylene-blue is added to the point of saturation; to this 20 parts of glycerin are added. **Pappenheim's s.** (*for differentiating between basophilic granulations of red cells and nuclear fragments*): *Stain I.* Carbolic acid, 0.25 c.c., distilled water, 100 c c.; methyl-green, 1 gm. *Stain II.* Carbolic acid, 0.25 c.c.; distilled water, 100 c.c.; pyronin, 1 c.c.: 15 c.c. of I and 35 c c. of II; are mixed and filtered, and the blood-smear is fixed by heat and stained for a few seconds in the filtrate. Basophil granules are stained bright red; nuclear fragments, deep greenish blue. **Pappenheim-Saathof methyl-green s.** (*for gonococcus*)· Methyl-green, 0.15 gm.; pyronin, 0.5 gm.; 95 per cent. alcohol, 5 c.c.; glycerol, 20 c.c.; and 2 per cent. solution of carbolic acid, 100 c.c. **paracarmin:** A stain consisting of a mixture of carminic acid, 1 gm.; aluminum chlorid, 0 5 gm.; calcium chlorid, 4 gm.; alcohol, 70 per cent , 100 c.c. Paracarmin is peculiarly adapted to the staining of large objects. Specimens are washed in 70 per cent. alcohol, with the addition of 0.5 per cent. aluminum chlorid, or 2.5 per cent. glacial acetic acid in case of overstaining. **Perl's s.** See *Perl's test*, under *tests.* **peroxidase s.** See *Goodpasture's s.* **Pfeiffer's method:** A method for staining bacteria in tissues by staining for half an hour in diluted Ziehl's solution, transferring to absolute alcohol made fully acid with acetic acid. As soon as the section begins to take on a reddish-violet color it is cleared in xylol and mounted in balsam. **Pianese's solution:** A fixing reagent made as follows: Mix 15 c.c. of a 1 per cent. aqueous solution of platinum and sodium chlorid, 5 c c. of a 2 per cent. aqueous solution of chromic acid, 5 c.c. of a 2 per cent. aqueous solution of osmic acid, and 1 drop of formic acid. **Pianese's staining solution and method:** (I) *Carmin and picronigrosin:* Stain in neutral and lithium-carmin; decolorize in acid alcohol; wash in water; absolute alcohol; anilin-gentian-violet, ten minutes; absolute alcohol so long as any color is

discharged; saturated aqueous solution of picric acid and nigrosin, five minutes; decolorize in a 1 per cent. alcoholic solution of oxalic acid; water, several minutes; absolute alcohol; oil of bergamot; balsam. Nuclei, red; cell-protoplasm, light olive-green; connective tissue, dark olive-green; elastic fibers, bluish; bacteria, blastomycetes, violet. (II) *Methylene-blue and eosin in borax solution:* Keep three solutions on hand. (*a*) saturated solution of borax, (*b*) 0.5 per cent. solution of "bluish eosin" in 70 per cent. alcohol; (*c*) saturated aqueous solution of borax. For use, mix together 2 parts of the filtered solution *a* to 1 of *b* and 2 of *c*. The steps of the staining process are as follows: (1) absolute alcohol; (2) staining solution ten to twenty minutes; (3) decolorize in a 1 per cent. solution of acetic acid; (4) wash in water; (5) absolute alcohol; (6) xylol; (7) xylol balsam. Nuclei, blue; red blood-globules, cell-protoplasm, granules of eosinophils, connective tissue, etc., are stained rose-red. (III, *a*) *Malachite green, acid fuchsin, and nigrosin:* Malachite green, 1 gm.; acid fuchsin, 4 gm.; nigrosin, 1 gm.; water, 50 c.c.; alcohol saturated with copper acetate, 50 c c. 1. Absolute alcohol. 2. Stain in 20 drops of the above solution diluted with 10 c.c. of distilled water for twenty-four hours. 3. Decolorize in a 0.5 per cent. solution of oxalic acid. 4. Wash in water. 5. Absolute alcohol. 6. Xylol balsam. Resting nuclei are stained light red; protoplasm, reddish yellow; in the karyokinetic figures, nuclein green, fibrillæ of the achromatic spindle and of the mitoma, bright red; centrosome and polar bodies, red; the rest of the cell-body, a reddish yellow. (III, *b*) *Malachite green, acid fuchsin, and Martin's yellow:* Malachite green, 5 gm.; acid fuchsin, 1 gm. Martin's yellow, 0.01 gm.; distilled water, 150 c.c.; alcohol, 96 per cent., 50 c c. 1. Stain in the solution, without diluting, half an hour. 2. Absolute alcohol. 3. Xylol. 4. Xylol balsam. Nuclei of resting and dividing cells, green; cell-protoplasm, connective tissue, etc., rose-colored; cancer bodies, mainly red, but in masses. (IV) *Acid fuchsin and picronigrosin:* Saturated alcoholic solution of acid fuchsin, 6 drops; picronigrosin, 8 drops; distilled water, 10 c.c. Treat with 70 per cent. alcohol; stain in the solution six hours; decolorize in dilute acetic acid; absolute alcohol; xylol, xylol balsam. Resting nuclei, red; nuclein of karyokinetic figures, yellow; cell-protoplasm, dark olive-green; cancer bodies, olive-gray, but some may be ruby-red or partly so. (V) *Lichtgrün and hematoxylin:* Ehrlich's acid hematoxylin, 15 c.c.; saturated solution of lichtgrün in 70 per cent. alcohol, 5 c.c.; distilled water, 15 c.c. Treat with distilled water; stain in above mixture thirty minutes; wash in several waters; alcohol; oil of bergamot; balsam. Nuclei, green; cancer bodies take hematoxylin stain. (VI) *Acid fuchsin and hematoxylin:* Ehrlich's acid hematoxylin, 15 c.c., in 70 per cent. alcohol, 15 c.c.; distilled water, 15 c c.; stain as in V. Nuclei, red; protoplasm, brick-red; cancer bodies take hematoxylin stain. **picric acid** (*fixing medium*): Small and medium-sized objects (up to 1 cm.) are fixed for twenty-four hours in a saturated aqueous solution of picric acid (about 0.75 per cent.), although an immersion lasting for weeks is not detrimental, especially if the objects be of considerable size. The tissues are transferred to 70 per cent or 80 per cent. alcohol, in which they remain until the alcohol is not colored by the picric acid. They are then preserved in 90 per cent. alcohol. **picrocarmin.** See *Ranvier's picrocarmin.* **picrofuchsin.** See *van Gieson's solution.* **Piffard's method** (*for living bacteria*): Distilled water, 100; pure potassium cyanid, 1; dry potassium carbonate, 0.5; rectified methylene-blue, 0.5. A small drop of stain is placed on the center of slide, a loopful of the culture is gently mixed with the stain. A clean cover-glass is pressed down on it and the excess mixture absorbed with filter-paper. **Pitfield's method** (*for staining flagella*): Treat the preparation with a mixture of equal parts of two solutions, as follows: (*a*) Saturated aqueous solution of alum, 5 c.c.; saturated aqueous solution of gentian-violet in distilled water, 5 c.c. (*b*) Tannic acid, 1 gm.; distilled water, 10 c.c. Filter each and mix; the mixture is placed on the cover glass to be gently heated, but not boiled, during about one minute, then washed in water and mounted. **Plehn's solution:** An alkaline solution of methylene-blue and eosin. This solution stains malarial plasmodia and nuclei of leukocytes blue and erythrocytes red. **polychrome methylene-blue:** A solution of 1 part each of potassium carbonate and methylene-blue in 100 parts of distilled water, used for staining plasma cells and mast-cells. **Ponder's method** (*for diphtheria bacilli*): The film is made and fixed and is treated with the following stain: toluidin blue, 0.02; glacial acetic acid, 1; absolute alcohol, 2; distilled water to make 100. Typical diphtheria bacilli stain blue with red granules. **Rabl's chromoformic acid solution:** A solution prepared from 0.35 per cent. aqueous solution, 200 drops; formic acid, 4 to 5 drops, to be added just before the solution is used. Direction for use: 1. Harden in the fixing solution twelve to twenty-four hours. 2. Wash in running water twelve to twenty-four hours. Dehydrate in 80 per cent. alcohol. **Ranvier's formic-acid method:** Boil together 8 c.c. of a chlorid of gold and 2 c.c. of formic acid; when the solution is cold, place very small bits of tissue in it for one hour in the dark; wash quickly in water: expose to diffuse light in a mixture of formic acid (10 c.c) and water (90 c.c). Reduction takes place slowly—twenty-four to forty-eight hours. Harden in 70 per cent., then 90 per cent., alcohol in the dark. **Ranvier's one-third alcohol:** 1 part of 96 per cent. alcohol and 2 parts of water; a macerating fluid for tough or hardened tissues. **Ranvier's picrocarmin:** Two solutions are prepared—a saturated aqueous solution of picric acid and a solution of carmin in ammonia. The second is added to the first to a point of saturation. The whole is evaporated to one-fifth of its volume and filtered after cooling. The solution thus obtained is again evaporated until the picrocarmin remains in the form of a powder. A 1 per cent. solution of the latter in distilled water is the fluid used for staining. To stain with this solution 1 or 2 drops are placed on the slide over the object, and the whole put in a moist chamber for twenty-four hours. A cover-slip is then placed over the preparation, the picrocarmin drained off with a piece of blotting-paper, and a drop of formic glycerin (1.100) brought under the cover-slip by irrigation. Proper differentiation takes place only after a few days, and the acid glycerin may then be replaced by the pure glycerin. **Ravant and Ponselle's method** (*for spirochetes*): Staining in a 2 per cent. solution of silver albuminate (largin), followed by 5 per cent. pyrogallic acid. **Rees's thionin solution:** A stain for dried blood-films. Make a solution of thionin, 1.5 gm.; alcohol, 10 c.c.; aqueous solution of 5 per cent. phenol, 100 c.c. Filter off 5 c c. of this solution and make up to 20 c.c. with water. Fix films, stain for from ten to twenty minutes, wash, and mount. Red cells stain greenish blue, leukocytes, blue; malarial parasites, purplish. **Ribbert's method** (1) (*for connective-tissue fibrillæ*): Fix, preferably in alcohol; place sections in a 10 per cent. solution of phosphomolybdic acid for five to thirty seconds; use glass or platinum needles; wash quickly in water; stain five minutes or less in phosphomolybdic-acid hematoxylin. For this purpose the solution can be used after it is twenty-four hours old. Treat with water, then with alcohol, oil, Canada balsam. Fibrillæ, deep blue; other tissue elements, grayish green; contrast stains incompatible. (2) (*For capsules*): Stain the dried and fixed films for two seconds with the following; glacial acetic acid 12.5 c.c., absolute alcohol 50 c.c., and water 100 c c. Saturate the mixture with dahlia at 37° C. **Ripart and Petit's solution:** An indifferent

mounting medium consisting of copper chlorid, 0.3 gm.; copper acetate, 0.3 gm.; aqua camphoræ, 75 c.c.; distilled water, 75 c.c.; and glacial acetic acid, 1 c.c. After mixing, this solution is yellow, but clears up after a few hours, and should then be filtered. **Romanowsky's method** (*contrast-stain for malarial parasite*): A saturated aqueous solution of methylene-blue and a 1 per cent aqueous solution of eosin are kept separately. The specimen is heated not less than thirty minutes at a temperature of from 105° to 110° C. The staining mixture is made just before it is to be used. To 1 part of filtered methylene-blue solution are added about 2 parts of eosin solution. This mixture is carefully stirred with a glass rod and poured into a watch-glass. The cover-glass preparations are allowed to float upon the top of the fluid with the blood-surface down. The specimens are covered by another inverted glass, and the whole by an inverted cylinder, which is moistened upon the inside. By this method the red corpuscles are stained red, the malarial parasites blue, and the nuclear chromatin a violet color. **Rosenberger's anilin black s.** (*for spirochetes*) Reagents are: 1. Anilin oil water, prepared by adding 2 c c. anilin oil to 100 c.c. of water, shaking thoroughly, and filtering. 2. Oxidizing agent, made by dissolving 5 c c. concentrated sulphuric acid and 15 gm. potassium bichromate in 375 c c distilled water. Heat smear 6 or 8 inches above flame to fix; cover slide with 10 drops of Solution 1, after two minutes add 10 drops of Solution 2, after five minutes flush slide with water. Spirochetes appear black on a granular blue background **Roux s.**: A double stain for the bacillus of diphtheria, containing 0.5 gm. of gentian-violet or dahlia, 1.5 gm. of methyl green, and 200 c.c of distilled water. **Saathoff's s.**: A modification of Unna-Pappenheim method: methyl-green, 0.15 gm.; pyronin, 0.5 gm.; 96 per cent. alcohol, 5 c c.; glycerin, 20 c.c.; 2 per cent. carbol water, to make 100 c c. Stain two to four minutes, wash in water, dehydrate in absolute alcohol, clear in xylol, and mount in balsam **safranin**: An anilin dye used in a concentrated alcoholic solution diluted with one-half water. See also *Babes's anilin-safranin*. **Sahli' s borax-methylene-blue solution**: A mixture of saturated aqueous solution of methylene-blue, 24; 5 per cent. borax solution, 16; water, 40 parts. **Schäffer's method for staining bone**: Decalcify with nitric acid; stain sections with aqueous solution of safranin (1: 2000); wash in water, place in a 0.1 per cent. solution of corrosive sublimate two to three hours; treat with alcohol; dehydrate; clear in clove or bergamot oil; mount in xylol balsam. This leaves bone uncolored, but stains cartilage orange, and connective tissue and marrow red. **Schereshewsky's s.** (*for spirochetes*): 1. Fix the fresh preparation with the fumes of 1 per cent. osmic acid. 2. Stain for two minutes with a hot mixture of 10 c.c. of a 0.5 per cent. solution of glycerol and 10 drops of Giemsa's solution. **Schridde's method** (*for the granulations of myelocytes and leukocytes in sections*): Fix tissues, cut sections 5 μ thick, and fix them to the slide with Mayer's albumin mixture. Stain for twenty minutes in Giemsa's stain, diluted. The preparation is washed and placed in pure acetone. The section is cleared and mounted. Neutrophil granules are stained a violet red, eosin granules, red, mast-cell granules, dark blue, and granulations of the cytoplasm of the megakaryocytes, violet red. All nucle are blue, red corpuscles grass-green, and connective tissue, pale red. **Schüllibaum's solution**: Celloidin, 1 part in 3 or 4 parts of oil of cloves, is often used; cover the slide with a thin layer of the solution; arrange the sections in order on the slide, and place it in the thermostat, at 54° to 60° C, for several hours, or heat for a few seconds to one-half minute over the flame until the oil of cloves runs together in drops. After cooling, remove the paraffin with xylol, pass through origanum oil to 75 per cent. alcohol, and proceed as with other paraffin sections. **Schütz's method** (*for staining glanders bacillus*): Stain twenty-four hours in equal parts of concentrated alcoholic solution of methylene-blue and caustic potash (1 10,000); wash in acidified water; 50 per cent alcohol, five minutes; xylol; Canada balsam. **skeleton s.** (*for blood-smears*): Two solutions are used: (1) 1 gm. of water-soluble eosin is dissolved in 100 c.c. of absolute methyl alcohol; (2) 1 gm. of Ehrlich's medicinal methylene-blue is dissolved in 100 c c. of absolute methyl alcohol. Blood smears are made by the cover-slip method and stained first in solution 1 and then in solution 2. It is rinsed, dried, and mounted. The staining should be done away from the air. Called also *Harlow s.* **Smith's (W. H.) method** (*for pneumococcus in sputum*) Stain in anilin-gentian-violet solution, gently warming until the staining fluid steams; wash in water; cover with Gram's solution of iodin for thirty seconds; wash with 95 per cent. alcohol, wash in ether for a few seconds; wash in absolute alcohol for a few seconds; stain one or two minutes in a saturated aqueous solution of eosin; wash in absolute alcohol, clear with xylol, mount in balsam. **Smith-Pitfield method** (*for flagella*): The preparation is treated with a mordant consisting of a saturated solution of ammonia alum in a hot saturated solution of corrosive sublimate to which has been added an equal part of a 10 per cent tannic acid solution and one-half part of a 5 per cent. carbol fuchsin solution; after this treatment the preparation is stained with a mixture of 1 part of a saturated alcoholic solution of gentian violet and 10 parts of a saturated solution of ammonium alum. **Spengler's method** (*for tubercle bacilli*): 1. Stain with carbol fuchsin, warm, but without too much heat. 2. Pour off the stain without washing 3. Pour on picric acid alcohol (consisting of equal parts of saturated solution of picric acid and absolute alcohol) After three seconds 4. Wash with 60 per cent alcohol 5. Treat with 15 per cent nitric acid till yellow (thirty seconds). 6 Wash again with 60 per cent alcohol. 7. Counterstain with picric acid alcohol till lemon colored 8. Wash with distilled water and dry gently at a low heat The bacilli appear bright red on a lemon-colored ground. **For spirochetes.** See *Burri's m*, *Giemsa's m*, *India-ink m*, *Levaditi's m*, *Mandelbaum's m*, *Meirowsky's m*, *Oppenheim and Sachs's m*, *Revant and Poncelli's m*, *Rosenberger's s*, *Schereschewsky's m*, *Stern's m*, and *Yamamoto's m* **For spores.** See *Abbott's m*, *Anjesky's m*, *Bowhill's m*, *Fiocca's m.*, *Hansen's m*, *Huntoon's m*, and *Moeller's m.* **Steida's method** (*for permanent mounts with nuclear stains*) 1. Stain several hours in lithium-carmin, wash quickly in water; place from four to six hours in a 2 per cent aqueous solution of ferrocyanid of potassium. Transfer to acid alcohol for six to twelve hours, wash quickly in water, place from four to six hours in lithium-carmin Transfer to acid alcohol for six to twelve hours, wash quickly in water; alcohol, oil, Canada balsam The reaction for the ferrous salts, with the exception that ferricyanid of potassium is used instead of the ferro-compound 2. *Reactions for ferric and ferrous salts* (*a*) Use a mixture of ferro- and ferricyanid of potassium (1 gm. each to 100 c.c of water), followed by acid alcohol; nuclear stains and permanent mounts may be made as above. (*b*) Place sections in a freshly prepared solution of sulphate of ammonium for five to twenty minutes until they are dark or nearly black-green in color; wash quickly in water; examine in glycerin or pass through alcohol and oil to Canada balsam **Sterling's modification of Gram's s.**: Anilin oil, 2 c.c.; 95 per cent. alcohol, 10 c.c ; water, 88 c.c., and gentian-violet, 5 gm. **Stern's method** (*for Spirochæta pallida*): The dried film is placed in the incubator for some hours, then in a 10 per cent. solution of silver nitrate in a colorless glass container, and is allowed to remain in diffuse daylight for some hours. The

spirocheta is stained black. **Stirling's solution:** A solution of gentian-violet, 5 c.c.; alcohol, 10 c.c.; anilin, 2 gm.; water, 88 c.c. **Ströbe's anilin-blue s.** (*for nerve-fibers in hardened sections*): Harden in Muller's fluid; stain one-half to one hour in a saturated aqueous solution of anilin-blue; wash in water; transfer to alcohol containing 20 to 30 minims of a 1 per cent. alcoholic solution of caustic potash until the sections become translucent and turn a bright brownish-red; place in distilled water until the section becomes bright blue again, stain again in a half-saturated aqueous solution of safranin one-quarter to one-half hour; wash and dehydrate in absolute alcohol, finish with xylol and Canada balsam **Strohschein's method** (*for tubercle bacilli*): 5 to 10 c.c. of sputum are mixed with three times the quantity of Wendriner's borax-boric-acid solution, and after vigorous shaking the mixture is set aside for four or five days to settle. The mixture becomes fluid, and the bacilli settle to the bottom. **sudan III:** A red stain, soluble in alcohol, chloroform, essential oils, and xylol· used as a stain for tubercle bacilli **Taenzer's s.:** A solution of orcein for staining elastic tissue **tetrachrome s.:** A stain which combines the four active staining agents of the Giemsa stain (methylene-blue, eosin, methylene azure, methylene violet) ready for use. **Toisson's mixture:** A solution for diluting the blood in counting the red corpuscles. It consists of 8 gm of sodium sulphate, 1 gm of sodium chlorid, 30 c.c of glycerin, 0.025 gm. of methyl-violet, and 160 c.c of distilled water. **toluidin-blue solution:** Toluidin blue, 0.25 gm., acetic acid, 2 c.c., absolute alcohol, 5 c.c., and water, 100 c.c. **Touton's method:** A method for staining gonococcus, stain sections in carbolfuchsin and wash in alcohol. **triacid s.** See *Ehrlich's triacid s.* **For trichophyta.** See *Gram-Weigert m* **triglycerin s.** See *Ehrlich's triglycerin s* **For tuberculosis.** See *Biot's m., Czaplewsky's m., Ehrlich's m., Ehrlich-Weigert m., Frankel's m., Gabbett's m., Gasis's m., Herman's m., Much's m., Pappenheim's m., Spendler's m., Stohschein's m., Weigert-Ehrlich m., Weiss's m.*, and *Ziehl-Neelsen m.* **Türck's s.:** A weak solution of iodin-potassium iodid. **For typhoid.** See *Flexner's m* **Unna's alkaline methylene-blue solution:** The strongly alkaline solution of methylene-blue is valuable for staining plasma-cells, has been found extremely valuable as a general stain in connection with eosin, which is to be used first. The solution is diluted 1:10 or more before use. Methylene-blue, 1 part; potassium carbonate, 1 part; water, 100 parts. **Unna's orcein method** (*for elastic fibers*): Stain sections in this solution· Grüber's orcein, 1 part; hydrochloric acid, 1 part; absolute alcohol, 100 parts, place sections in a dish, and pour over them enough of the solution to cover them; warm gently in an incubator, or over a small flame, for ten or fifteen minutes, until the solution thickens, or leave in the solution at room-temperature overnight; wash in dilute 70 per cent. alcohol; wash in water to get rid of all the acid and to fix the color; follow in succession with alcohol, oil, and balsam **Unna's method** (*for the connective-tissue fibrillæ*)· Harden in alcohol, wash in water, decolorize, differentiate, and stain in a 1 per cent. solution of orcein in absolute alcohol fifteen minutes; wash in absolute alcohol; follow with bergamot oil, finish with balsam. Nuclei, dark blue, protoplasm, pale blue; elastic and connective-tissue fibers, deep orcein red; smooth muscle-fibers, bluish, mast-cell granules, red; protoplasm of plasma-cells, deep blue. **Unna's method** (*for keratohyalin*): 1. Overstain sections in a fairly old alum-hematoxylin solution. 2. Place in a very weak solution of potassium permanganate (1:2000) for ten seconds. 3. Dehydrate and decolorize in alcohol. 4. Finish in oil and balsam. Keratohyalin granules are stained blue-black in color. **Unna's method** (*for hyalin and colloid material*): Harden in alcohol; acid fuchsin; 2 per cent. aqueous solution, five minutes; saturated aqueous solution of picric acid, two minutes; saturated alcoholic solution of picric acid, two minutes; wash in alcohol; treat with oil and balsam. Hyalin and connective tissue are stained red; colloid and protoplasm, yellow. **Unna's isolated stains** (*for mast-cells*). Harden in alcohol; stain in polychrome methylene-blue solution plus a little alum for three hours to overnight; wash in water; absolute alcohol; oil of bergamot; balsam. **Unna's modification of Gram's s.:** Instead of Gram's iodin solution Unna uses nascent iodin produced by adding hydrogen peroxid to a 5 per cent. solution of potassium iodid. **Unna's polychrome methylene-blue solution:** The same as Unna's alkaline methylene-blue solution, except that it has been kept several months until oxidation has caused the formation of methyl-violet and methylene-red Harden in alcohol, stain in polychrome methylene-blue solution one-quarter hour; wash in water; decolorize in glycerin-ether mixture for five or ten minutes; wash a long time in water; follow with absolute alcohol, oil, and balsam. **Unna's differential s.** (*for plasma-cells and mast-cells*): Harden in alcohol, stain in paraffin sections in polychrome methylene-blue one-quarter hour to overnight; decolorize in a small dish of water to which are added a few drops of glycerin-ether mixture; wash thoroughly in water; follow with absolute alcohol, bergamot oil, balsam. 1. Stain in polychrome methylene-blue solution five to fifteen minutes. 2. Wash in water. 3. Decolorize and dehydrate in a 0.25 per cent. alcoholic solution of neutral orcein fifteen minutes; follow with absolute alcohol, bergamot oil, and balsam. **Unna-Pappenheim method** (*for plasma cells*) Methyl-green, 0.15; pyronin, 0.25; alcohol, 2.5, glycerin, 20; 0.5 per cent carbol water, to make 100. Fix in alcohol, stain five to ten minutes in incubator; wash in cold water; differentiate and dehydrate in absolute alcohol; clear in oil of bergamot, and mount in balsam. **Unna-Tänzer s.:** Orcein stain for fibro-elastic tissue. **van Ermengem's method:** A method for staining flagella. Make a very dilute suspension in 0.6 per cent. sodium chlorid solution of an eighteen-hour agar culture of the organism, and place a drop of the suspension in the center of a thoroughly clear cover-glass; allow the drop to dry in the air, and then fix the preparation by passing the cover-glass rapidly three times through the flame. To the fixed preparation apply the following mordant for one-half hour at room-temperature, or five minutes at 50° to 60° C: Osmic acid (2 per cent solution), 30 c.c.; tannin (20 per cent. solution), 60 c.c., and 4 or 5 drops of glacial acetic acid. Next wash in water and in alcohol (95 per cent.) and then immerse for a few seconds in an 0.25 to 0.5 per cent. solution of silver nitrate. From this, without washing, transfer to a small dish containing the reinforced bath, which is made as follows: Gallic acid, 5 gm.; tannin, 3 gm., fused potassium acetate, 10 gm.; distilled water, 350 c.c. In this the preparation is washed for a few seconds, and is then again immersed in the silver nitrate solution (0.25 to 0.5 per cent). The preparation is moved about in this solution until the solution begins to acquire a brown or black color, when it is removed, washed thoroughly in water, dried, and mounted in balsam. **van Gieson's contrast-s.:** Stain deeply in alum-hematoxylin; wash in water; stain in van Gieson's solution three to five minutes, wash in water, and dehydrate directly in 95 per cent. alcohol; follow with oil of Cretan origanum, and finish with Canada balsam. **van Gieson's method** (*for staining connective-tissue fibrillæ*) Harden in chrome salts or in corrosive sublimate; stain deeply in alum-hematoxylin; wash in water; stain for three to five minutes in van Gieson's solution of picric acid; dehydrate in 95 per cent. alcohol; follow with oil of Cretan origanum; finish with Canada balsam.

van Gieson's solution of picric acid and acid fuchsin: A stain for connective tissue, consisting of 1 per cent. aqueous solution of acid fuchsin, 5 c.c.; saturated aqueous solution of picric acid, 100 c.c. **van Gieson's s.** (*for nervous tissues*): Mix a 1 per cent. aqueous solution of acid fuchsin, 15 c.c.; saturated aqueous solution of picric acid, 50 c.c.; water, 50 c.c. Stain sections first rather deeply in alum-hematoxylin; wash in water; stain in above solutions three to five minutes; dehydrate in alcohol; finish in oil and Canada balsam. **Verhoeff's s.** (*for elastic tissue*): Hematoxylin crystals, 1 gm., are dissolved in 20 c.c. of absolute alcohol and filtered. To this is added 10 per cent. aqueous solution of ferric chlorid, 8 c.c., and Lugol's solution, 8 c.c. **von Kossa's s.** (*for lime salts*): Fix in alcohol, formaldehyd, or corrosive sublimate; place sections in a 1 to 5 per cent. aqueous solution of silver nitrate for thirty to sixty minutes; wash in distilled water; mount in glycerin or balsam. The lime is stained deep black. **Wadsworth's method** (*for capsules*): 1. The smear is made as usual and is treated with a 40 per cent. solution of formalin for from two to five minutes. 2. Wash in water only five seconds. 3. Stain by Gram's method or with any simple stain. **Weigert's alcohol-hematoxylin:** Hematoxylin crystals, 10 gm.; absolute or 95 per cent. alcohol, 90 c.c. Ripen for a week or two to a brown color. Used in staining myelin sheaths. **Weigert's elastic tissue s.:** Aqueous solutions of resorcin and fuchsin are boiled together, liquor ferri sesquichloridi is added, and the precipitate dissolved in alcohol, to which has been added 2 per cent. of hydrochloric acid. **Weigert's iron-hematoxylin** (*for nuclei*): Prepare two solutions. (*a*) Hematoxylin, 1 gm.; 96 per cent. alcohol, 100 c.c. (*b*) Liquor ferri sesquichloridi, 4 c.c.; water, 95 c.c; hydrochloric acid, 1 c.c. For use, mix equal parts **Weigert's method** (*for neuroglia fibers*): (*a*) Fix thin pieces of tissue, not over ½ cm. thick, in a 4 per cent. solution of formaldehyd for at least four days. (*b*) Mordant in the following solution for four or five days in an incubator, or for eight days at room temperature: Acetate of copper, 5 gm.; acetic acid, 36 per cent. solution, 5 c.c.; chrome alum, 2.5 gm.; water, to 100 c.c. Boil the chrome alum in a covered dish (it turns to a green color); remove the gas, add the acetic acid, and then the copper acetate; stir until the latter is dissolved, then cool. The solution should remain clear and without a green precipitate. (*c*) Wash in water; dehydrate in alcohol; embed in celloidin. (*d*) Reduction of copper salt in sections: 1. Place the sections, which must not be over 0.02 mm. thick, in a 0.33 per cent. aqueous solution of potassium permanganate for ten minutes. 2. Wash with water. 3. Decolorize and reduce for two to four hours in the following solution: Chromogen-formic acid (specific gravity, 1.20), 5 c.c.; water, to 100 c.c. Add to 90 per cent. of this, just before using, 10 c.c. of a 10 per cent. solution of sodium sulphite. The sections can now be stained in the manner to be described, but the color of the fibers will be more intense if the following steps are observed, and a slight yellowish contrast-stain is obtained for the ganglion- and ependymal cells and for the larger nerve-fibers. (*e*) Further reduction of copper salt: 1. Wash twice in water. 2. Place sections in a carefully filtered saturated 5 per cent. aqueous solution of chromogen overnight. 3. Wash in water. 4. The sections are now ready for staining, or may be preserved until wanted in 90 c.c. of 80 per cent. alcohol and 10 c.c. of 5 per cent. oxalic acid. (*f*) Staining of neuroglia fibers: 1. Lift section from large dish of water on to slide freshly cleansed with alcohol; blot with filter-paper (method recommended by Weigert for attaching sections to slide). 2. Stain in the following mixture: Saturated solution of methyl-violet in 70 to 80 per cent. alcohol, 100 c.c. (saturated with aid of heat; decanted when cold); and 5 per cent. aqueous solution of oxalic acid, 5 c.c. 3. Wash with normal salt solution. 4. Iodin solution: 5 per cent. potassium iodid solution saturated with iodin. This is poured on and then off. 5. Wash with water and blot with filter-paper. 6. Decolorize thoroughly in equal parts of xylol and anilin-oil. 7. Wash repeatedly with xylol, or the stain will not keep. 8. Canada balsam. The sections keep better if exposed for from two to three days to diffuse light before being put away. **Weigert's method.** See also *Gram-Weigert staining method.* **Weigert's mixture:** 1. A clearing agent for thick sections of the central nervous system after carmin and hematoxylin stains: carbolic acid in crystals, 1 part; xylol, 3 parts. 2. Anilin, 2 parts; xylol, 1 part. Used like the preceding. **Weigert's mixture of anilin and xylol:** Anilin, 2 parts; xylol, 1 part. **Weigert's myelin sheath s.:** 1. Fix and mordant the tissues in Weigert's quick mordant or in Muller's fluid. 2. Dehydrate in alcohol without washing in water. 3. Embed in celloidin. 4. Place sections for twenty-four hours in the following solution: Copper acetate, 5 parts; acetic acid, 36 per cent. solution, 5 parts; chrome alum, 2 to 5 parts. 5. Stain fifteen minutes to twenty-four hours in hematoxylin, 1 part; absolute alcohol, 10 parts; saturated aqueous solution of lithium carbonate, 7 parts; water, 90 parts. The hematoxylin and alcohol must be kept on hand for some time, in order to ripen. 6. Wash thoroughly in water. 7. Decolorize in borax, 4 parts; potassium ferrocyanid, 5 parts; water, 200 parts, until the gray substance becomes distinctly yellow. 8. Wash thoroughly in water. 9. Dehydrate in 95 per cent. alcohol. 10. Clear in anilin oil, 2 parts; xylol, 1 part. 11. Finish in Canada balsam. **Weigert's picrocarmin:** A stain prepared by stirring 2 gm. of carmin in 4 c.c. of ammonia and allowing it to remain standing in a well-corked bottle for twenty-four hours. This is mixed with 200 c.c. of a concentrated aqueous solution of picric acid, to which a few drops of acetic acid are added after a further twenty-four hours. Filter after twenty-four hours. Should the precipitate also pass through the filter, a little ammonia is added to dissolve it. **Weigert's quick method** (*for mordanting myelin sheaths*): 1. Fix the tissues in a 4 per cent. solution of formaldehyd (10 per cent. solution of formalin) for four days to several weeks. Four days are enough for pieces not over 1 cm. thick. The solution is changed at the end of twenty-four hours. 2. Mordant the myelin sheaths in a solution of potassium dichromate, 5 parts; chrome alum, 2 parts; water, 100 parts, for four to eight days. The tissues should not be left in it more than eight days, lest they become too brittle. 3 Transfer directly to 80 per cent. alcohol, and keep in the dark until wanted for embedding, changing the alcohol occasionally as it becomes colored. **Weigert's s.** (*for fibrin*): Harden in alcohol. 2. Stain celloidin sections in lithium-carmin. 3. Fasten sections to slide with ether vapor. 4. Stain in anilin-gentian-violet five to twenty minutes. 5. Wash with normal salt solution. 6. Lugol's iodin solution one minute. 7. Wash with water. 8. Decolorize in anilin, 2 parts; xylol, 2 parts. 9. Wash with three changes of xylol. 10. Canada balsam. Fibrin and Gram-stainable bacteria are colored blue; nuclei become red. **Weigert-Ehrlich s.** (*for tubercle bacilli*): Alcoholic solution of fuchsin or of methyl-violet is added to an aqueous solution of anilin oil. The specimens are stained, washed in water, treated with dilute hydrochloric or nitric acid, and again washed. **Weigert-Pal method.** See *Pal's method.* **Weiss's double s.** (*for tubercle bacilli*): Mix 1 part of methyl-violet solution with 3 parts of carbolfuchsin. Mixture keeps a week. Otherwise as in Much's method. In both methods a counter-stain is desirable—either a much-diluted solution of fuchsin or a 1 per cent. watery solution of safranin. The results are much better if the slides are left from twenty-four to forty-eight

hours in the staining solution at room temperature. **Welch's method** (*of staining the capsule of the pneumococcus*): 1. Cover the preparation with glacial acetic acid for a few seconds. 2. Drain off and replace (without washing) with anilin-gentian-violet solution, repeatedly added. 3. Wash in a 2 per cent. solution of sodium chlorid and mount in the same. **Wendriner's mixture:** 8 gm. of borax are dissolved in hot water, 12 gm. of boric acid are added, and then 4 gm. of borax; after crystallization it is filtered. **Wheal and Clown's method** (*for actinomyces*): 1. Stain with Ehrlich's hematoxylin and wash in tap-water. 2. Stain in hot carbolfuchsin for five minutes and wash. 3. Decolorize with Spengler's picric acid alcohol See *Spengler's m.* **Williams's method** (*for flagella*): Cover the cover-glass with a mordant consisting of 5 c.c. of 1 per cent. solution of alumnol, 5 c.c. of a 2 per cent. solution of osmic acid, and 15 c.c. of a 20 per cent. solution of tannin; shake the mixture and add 3 drops of glacial acetic acid and shake again; apply the mordant less than one minute and wash in water; cover the preparation for one minute with a 1 per cent. solution of silver nitrate containing sufficient ammonium hydroxid to keep the silver in solution; wash in water; wash in a 0.6 per cent. solution of sodium chlorid; flood the preparation with a 30 per cent. solution of ammonium hydroxid, and wash in water; apply a few drops of ortol photographic developer; wash in water; cover with a 1 per cent. solution of gold chlorid for a few seconds, wash in water and apply ortol developer a few seconds; wash in water and cover with a 1 per cent. solution of mercuric chlorid for a few seconds; wash in water; apply ortol developer a few seconds. Wash and repeat the application of chlorid of gold, the washing, and the ortol developer two or more times. **Wood's modification of Giemsa's s.:** 1. Fix film in methyl alcohol. 2. Stain with 0.1 per cent. solution of eosin until pink. 3. Pour off eosin and stain one-half to one minute with 0.25 per cent. solution of azur II. 4. Wash with water and dry by blotting. **Wright's s.** (*for blood and malarial parasites*): Dissolve 0.5 gm. of sodium bicarbonate in 100 c.c. of distilled water, and add 1 gm. of methylene-blue. Steam the mixture in a steam sterilizer at 100° C. for one hour. The mixture is removed, allowed to cool, and to it is added a 1:1000 solution of eosin until the mixture becomes purple in color and a yellowish metallic scum forms on the surface. The precipitate is collected on a filter, is allowed to dry, and is then dissolved in pure methyl alcohol in the proportion of 0.5 gm. to 1000 c.c. of alcohol. Make films of the blood, spread thinly, and allow them to dry in the air; cover the preparation with the staining fluid for one minute; add to the staining fluid on the preparation sufficient water, drop by drop, until a delicate metallic scum forms on the surface, allowing the mixture to remain on the preparation for two or three minutes; wash in water until the film has a pinkish tint in its thinner portions and the red corpuscles take on a yellow or pink color; dry between filter-paper and mount in balsam. **xylol-balsam:** A thin, syrupy fluid prepared from Canada balsam dissolved in xylol: a mounting reagent for stained specimens. **Yamagiwa's method** (*for staining neuroglia*): The tissue, cut in very thin sections, is hardened in Müller's fluid for about a month, changing the fluid in the beginning daily for five or six days. From this solution the tissues are transferred directly, without washing in water, into absolute alcohol, where they remain for from several days to a week, the alcohol being changed daily. After embedding in celloidin and cutting, the sections are stained in a concentrated alcoholic solution of eosin for twelve days or more, then in a concentrated watery solution of anilin-blue for from four to six hours, then differentiated in dilute alcohol rendered feebly alkaline with a 1 per cent. potassium hydroxid solution. The deep-blue sections become reddish-brown. They are then washed in distilled water and the excess of blue removed in diluted alcohol. The sections now are reddish. They are then dehydrated in absolute alcohol, cleared in oil of origanum, and mounted in balsam. Thus treated, the axis-cylinders are deep blue, the glia fibers and red blood-corpuscles dark red, the myelin sheaths bright red, the protoplasm of the glia cells pale violet, the bodies of the ganglion-cells pale bluish-gray with greenish granules, connective-tissue fibers, adventitia, intima of blood-vessels sky-blue or pale greenish, the media bluish-red, the nuclear membranes all bluish. **Yamamoto's method** (*for spirochetes*): Staining with a 5 per cent solution of silver nitrate, followed by a solution of 2 per cent. pyrogallic and 1 per cent. tannic acid solution. **Zenker's fluid:** A fixing reagent consisting of potassium dichromate, 2.5 gm.; sodium sulphate, 1 gm., mercuric chlorid, 5 gm.; glacial acetic acid, 5 c.c.; water, to 1000 c.c. For use, fix tissues in the solution one to twenty-four hours, rarely forty-eight hours, according to thickness. Wash in running water twelve to twenty-four hours. Preserve in 80 per cent. alcohol until used. **Zettnow's s.:** A method of staining the flagella of bacteria **Ziehl's carbolfuchsin solution:** A bacterial staining solution prepared by dissolving 1 gm. of fuchsin in 10 c.c. of 96 per cent. alcohol and adding 90 c.c. of 5 per cent carbolic acid **Ziehl-Neelsen carbolfuchsin:** Saturated alcoholic solution of fuchsin, 16 c.c.; anilin-water, 84 c.c **Ziehl-Neelsen method** (*for tuberculosis*): 1. Stain the dried and fixed film in hot carbolfuchsin for five to ten minutes 2. Decolorize in 5 per cent. sulphuric acid, 5 per cent nitric acid or 1 per cent. hydrochloric acid three to five minutes. 3. Wash in water, then in alcohol as long as color comes away. 4. Counterstain with dilute methylene-blue **Ziehl-Neelsen-Gabbett method** (*for tubercle bacillus*): 1. Stain paraffin sections in carbolfuchsin solution, warming it three or four times until it steams. 2. Wash in water. 3. Decolorize and stain for contrast in sulphuric-acid methylene-blue solution one minute. 4. Wash in water. 5. Absolute alcohol. 6. Xylol. 7. Xylol balsam.

staircase (stār'kās). See *treppe*.

stalagmometer (stal-ag-mom'et-er) [Gr. *σταλαγμός* dropping + *μέτρον* measure]. An instrument for measuring surface tension by determining the exact number of drops in a given quantity of a liquid. See *miostagmin reaction*, under *reaction*.

stalagmon (stal-ag'mon). A colloidal substance which changes the surface tension of a liquid containing them.

staling (sta'ling). Urination in cattle and horses.

stalk, abdominal (stawk). The tube of mesoblast which surrounds the stem of the allantois in the embryo. **optic s.**, the embryonic structure which connects the optic vesicle with the diencephalon.

stalk-disease. An eruptive disease of cattle.

stamen (sta'men). The male part of a flower.

stamina (stam'in-ah) [L.]. Vigor or endurance.

stammer, stammering (stam'er, stam'er-ing). A faulty and interrupted manner of speech. **s. bladder.** See *bladder*.

stamper (stam'per). A person affected with locomotor ataxia so called because of the peculiar stamping gait of that disease.

stanch (stanch). To check the flow of blood from: as, to *stanch* a wound.

standard candle (stan'dard). A spermaceti candle burning 120 grains an hour. **s. solution**, a solution that contains a definite amount of a reagent. **permanent albumen s's**, tubes of

formalin-gelatin containing varying amounts of formazin in a uniform suspension. They are used in the life insurance method for albumin in urine. **Pignet's s.** See *Pignet's formula*, under *formula*.

standardization (stan"dard-iz-a'shun). The bringing of any preparation to a recognized standard as to quality or ingredients.

standardize (stan'dard-iz). To compare with or conform to a standard.

standstill (stand'stil). The quiet state resulting from suspended activity. **respiratory s.**, suspension of the movements of respiration. When it occurs at the end of an expiration, it is termed *expiratory s.*; when at the end of an inspiration, *inspiratory s.*

stannate (stan'āt). Any salt of stannic acid.

stannic (stan'ik). Containing tin as a quadrivalent element. **s. chlorid**, an irritant war smoke, $SnCl_4$. For stannic compounds, see *tin*.

stanniferous (stan-if'er-us) [L. *stan'num* tin + *fer're* to bear]. Containing tin.

Stannius's ligature (stan'e-us) [Herman Friedrich *Stannius*, German biologist, 1808–1883]. See under *ligature*.

stannous (stan'us). Containing tin as a bivalent element.

stannoxyl (stan-ok'sil). A proprietary combination of metallic tin and its oxid, used in the treatment of staphylococcal infections, *i. e.*, acne and furunculosis

stannum (stan'um). 1. Latin for *tin*. 2. A homeopathic preparation of metallic tin.

stapedectomy (sta-pe-dek'to-me) [L. *sta'pes* stirrup + Gr. ἐκτομή excision]. Excision of the stapes.

stapedial (sta-pe'de-al). Pertaining to the stapes.

stapediotenotomy (sta-pe"de-o-ten-ot'o-me). The cutting of the tendon of the stapedius muscle.

stapediovestibular (sta-pe"de-o-ves-tib'u-lar). Pertaining to the stapes and vestibule.

stapedius (sta-pe'de-us). See *muscles, table of*.

stapes (sta'pēz) [L. "stirrup"]. The innermost of the ossicles of the ear, shaped somewhat like a stirrup. It articulates by its head with the incus, and its base is inserted into the fenestra ovalis. Called also *stirrup*.

staphisagria (staf-is-a'gre-ah) [Gr. σταφίς raisin + ἄγριος wild]. The poisonous seeds of *Delphin'ium staphisa'gria*, stavesacre, or lousewort. The plant and its seeds are poisonous and narcotic. The seed is sometimes employed as a vermifuge, but mainly for destroying lice. Dose of fluidextract, 1–2 min. (0.06–0.12 c.c.).

staphisagrin (staf-is-a'grin). A poisonous alkaloid, $C_{23}H_{33}NO_5$, from staphisagria.

staphylagra (staf-il'ag-rah, staf-il-a'grah) [Gr. σταφύλαγρα]. A forceps for holding the uvula.

staphylectomy (staf-il-ek'to-me) [Gr. σταφυλή uvula + ἐκτομή excision]. Complete removal of the soft palate.

staphyledema (staf-il-e-de'mah) [Gr. σταφυλή uvula + οἴδημα swelling]. An enlargement or swollen state of the uvula.

staphylematoma (staf"il-em-at-o'mah) [Gr. σταφυλή uvula + *hematoma*]. Hemorrhage from the uvula (Pauli).

staphyline (staf'il-in) [Gr. σταφυλή bunch of grapes; also the uvula] 1. Shaped like a bunch of grapes. 2. Pertaining to the uvula.

staphylinopharyngeus (staf-il-i"no-far-in'je-us). The palatoglossus muscle.

staphylinus (staf-il-i'nus) [L.]. Pertaining to the uvula. **s. exter'nus**, the tensor palati muscle. **s. inter'nus**, the levator palati muscle.

staphylion (staf-il'e-on) [Gr. σταφύλιον little grape]. 1. A craniometric point on the posterior edge of the hard palate at the median line. 2. The uvula. 3. A nipple or teat.

staphylitis (staf-il-i'tis) [Gr. σταφυλή uvula + -ιτις, inflammation]. Inflammation of the uvula.

staphylo-angina (staf"il-o-an'jin-ah). A mild form of sore-throat, marked by a pseudomembranous deposit in the throat due to a staphylococcus.

staphylobacterin (staf"il-o-bak'ter-in). The bacterial vaccine prepared from staphylococci.

staphylococcal (staf"il-o-kok'al). Pertaining to or caused by staphylococci.

staphylococcemia (staf"il-o-kok-se'me-ah) [*staphylococcus* + Gr. αἷμα blood]. A condition characterized by the presence of staphylococci in the blood.

staphylococcia (staf-il-o-kok'se-ah). 1. Skin suppuration due to a staphylococcus. 2. A secondary infection with a staphylococcus.

staphylococcic (staf"il-o-kok'sik). Pertaining to or caused by staphylococci.

staphylococcomycosis (staf"il-o-kok"o-mi-ko'sis). A skin disease due to infection with staphylococci.

Staphylococcus (staf"il-o-kok'kus) [Gr. σταφυλή bunch of grapes + κόκκος berry]. A genus of bacteria of the family *Coccaceæ* made up of spheric cells arranged in irregular groups and short chains, and very rarely in packets. These are the bacteria most commonly found in boils, abscesses, carbuncles, and similar suppurative processes. Staphylococcus infection of the lungs results in a highly fatal bronchopneumonia. **S. al'bus**, a species from milk and the pus of osteomyelitis not known to be pathogenic. **S. au'reus.** S. pyogenes aureus. **S. bis'kræ**, a pathogenic species from the serum and pus of Biskra button, seen as immobile paired and double micrococci. **S. botryomy'ces**, a species causing the disease botryomycosis in horses. **S. can'dicans**, a non-pathogenic species from air and water. **S. ce'reus al'bus**, a form from water and pus; not pathogenic. **S. ce'reus au'reus**, a variety from the nasal discharge in coryza, producing an orange-red pigment. **S. ce'reus fla'vus**, a variety from abscesses producing a yellow pigment. **s. cit'reus**, a species giving a yellowish color in cultures **S. delen'dæ mus'cæ.** See *S. muscæ*. **S. epider'midis al'bus** (Welch, 1892), a microbe that always inhabits the skin and the hair-follicles it sometimes becomes pathogenic in wounds. **S. ful'vus**, a species from the lungs of horses and rabbits, producing a rose-red pigment. **S. hæmorrhag'icus**, a pathogenic species from the vesicular eruption of sheep affected with garget. **S. manfre'dii**, a species occurring in the form of ovoid cocci from the sputum of lobar pneumonia. They produce lobar pneumonia when injected into animals **S. mus'cæ**, a species which causes a fatal infection in house flies and other flies. **S. parvu'lus**, an organism very similar to if not identical with *Micrococcus gazogenes*. **S. passe'tii**, a species from pus, producing a yellow pigment. **S. plicat'ilis**, a species believed to cause perléche. **S. pyog'enes**, a microorganism of suppuration, of which there are several varieties. **S. pyog'enes al'bus**, a pyogenic variety with white cultures from stitch abscesses, etc. Called also *Micrococcus albus*. **S. pyog'enes au'reus**, a pyogenic variety with golden-yellow cultures, which produce phlogosin, obtained from air, water, soil, pus, etc. It is the cause of carbuncle, and is found in cases of osteomyelitis and in some cases of bronchopneumonia. Called also *Micrococcus aureus*. **S. pyog'enes cit'reus**, a form with citron-yellow cultures· pyogenic. **S. pyosep'ticus**, a variety resembling Staphylococcus pyogenes albus, found in a tumor on the skin of a dog. It was pathogenic for rabbits and dogs. **S. rindfleisch'ii**, a species from the capillaries in mycosis fungoides, occurring in chains of colorless cocci. **S. saliva'rius pyog'enes**, a pyogenic form from a guinea-pig inoculated with

sputum from a case of scarlatinal angina. **S. tetra'genus,** an organism discovered by Gaffky in lung cavities in phthisis. It is found in abscesses in man and animals, and often occurs in the healthy mouth. It is also found in empyema following pneumonia and in the pus of war wounds Called also *Micrococcus tetragenus.* **S. ure'æ,** the organism which produces ammoniacal fermentation in urine. **S. vir'idis flaves'cens,** a species from the vesicles of varicella, producing a yellowish-green pigment.

staphylodermatitis (staf"il-o-der-mat-i'tis). Inflammation of the skin due to staphylococci.

staphylodialysis (staf"il-o-di-al'is-is) [Gr. σταφυλή uvula + διάλυσις loosing]. Relaxation of the uvula.

staphylo-edema (staf"il-o-e-de'mah). See *staphyledema.*

staphylohemia (staf"il-o-he'me-ah) [Gr. σταφυλός a bunch of grapes + αἷμα blood]. The presence of staphylococci in the blood

staphyloleukocydin (staf"il-o-lu-ko-si'din). A toxin from staphylococcus cultures which is destructive to leukocytes

staphylolysin (staf"il-o-li'sin). The hemolysin of staphylococcus toxin.

staphyloma (staf-il-o'mah) [Gr σταφύλωμα]. Protrusion of the cornea or sclera, resulting from inflammation. **annular s.** 1. A staphyloma surrounded by an atrophic choroid coat. 2. Staphyloma of the sclera in the ciliary region, extending around the margin of the cornea. **anterior s.,** scleral staphyloma in the anterior part of the eye; keratoglobus. **ciliary s.,** scleral staphyloma in the part covered by the ciliary body. **s. cor'neæ.** 1. Protrusion of the cornea, caused by the cornea losing its transparency and projecting beyond the eyelid. Called also *conic cornea, prolapsus corneæ,* and *projecting staphyloma.* 2. Staphyloma formed by an iris which has protruded through a wound in the cornea. **s. cor'neæ race mo'sum,** staphyloma corneæ (2) in which there are a number of perforations from which small portions of iris protrude. **equatorial s.,** scleral staphyloma occurring in the equatorial region of the eye **intercalary s.,** that which occurs in the rim of sclera anterior to the insertion of the ciliary body **posterior s., s. posti'cum,** the backward bulging of the sclera at the posterior pole of the eye **projecting s.** See *s cornea* **Scarpa's s.,** posterior staphyloma. **scleral s.,** protrusion of the contents of the eyeball at a point where the sclera has become too thin **uveal s.,** protrusion of the uvea through a ruptured sclera.

staphylomatous (staf-il-om'at-us). Pertaining to or resembling staphyloma.

staphylomycosis (staf"il-o-mi-ko'sis)[Gr. σταφυλή grape + μύκης fungus]. Any systemic disorder due to staphylococci; staphylococcus infection.

staphyloncus (staf-il-ong'kus) [Gr. σταφυλή uvula + ὄγκος mass] A tumor or swelling of the uvula.

staphylopharyngeus (staf"il-o-fa-rin'je-us). The palatopharyngeus muscle.

staphylopharyngorrhaphy (staf"il-o-far-in-gor'af-e) [Gr. σταφυλή uvula + φάρυγξ pharynx + ῥαφή suture]. The stitching of the halves of the velum palati to the posterior pharyngeal wall.

staphyloplasmin (staf"il-o-plaz'min). A poison produced in the organism of a staphylococcus, producing suppuration.

staphyloplasty (staf'il-o-plas-te) [Gr. σταφυλή uvula + πλάσσειν to mold]. Plastic surgery of the uvula.

staphyloptosia, staphyloptosis (staf"il-ops to'se-ah, -sis) [Gr. σταφυλή uvula + πτῶσις fall] Elongation of the uvula.

staphylorrhaphy (staf-il-or'af-e) [Gr. σταφυλή uvula + ῥαφή suture]. Surgical closure of a cleft-palate, especially of the soft palate. See *uranorrhaphy.*

staphyloschisis (staf-il-os'kis-is) [Gr. σταφυλή uvula + σχίσις splitting]. Cleft uvula; fissure of the uvula and soft palate.

staphylostreptococcia (staf"il-o-strep-to-kok'se-ah). A secondary pyogenic infection with a staphylococcus and a streptococcus.

staphylotome (staf'il-o-tōm) [Gr. σταφυλοτόμον]. A knife or instrument for cutting the uvula

staphylotomy (staf-il-ot'o-me) [Gr. σταφυλή uvula + τέμνειν to cut]. 1. The surgical removal of a part of the uvula; also incision of the uvula. 2 The removal of a staphyloma by cutting.

staphylotoxin (staf"il-o-toks'in). A toxin occurring in cultures of staphylococci.

star (star). Any structure shaped like a star. **blazing s.,** Helonias. **daughter-s.** See *diaster.* **dental s.,** a marking on the incisor teeth of horses, first appearing in the lower central incisors at about the age of eight years: used in judging a horse's age. **polar s's,** the star-like figures of the diaster. **s's of Verheyen,** the venæ stellatæ; rosets of venous radicles beneath the capsule of the kidney. **Winslow's s's,** whorls of capillary vessels from which arise the vorticose veins of the choroid coat of the eye.

star-anise (star-an'is). See *Illicium.*

starch (starch) [L *am'ylum*]. A polysaccharid from various plant tissues, having the formula $(C_6H_{10}O_5)n$. It is produced in plant cells by the influence of light on chlorophyl. The varieties of starch differ mainly in the form and size of their granules. The hull of the granule is composed of starch cellulose, and the interior of granulose, the two materials being isomeric. See *amylopectin* and *amylose.* The saliva and pancreatic juice convert cooked starch into maltose and then into dextrose. It is important as a food, and is used therapeutically as a dusting-powder, and as an emollient in enemas, ointments, etc Arrow-root, tapioca, tous-les-mois, salep, and sago are commercial forms of starch. The principal commercial starches are maize-starch, or corn-starch, potato-starch, rice-starch, and wheat-starch In surgery starch bandages have a considerable use. **animal s.** See *glycogen.* **corn-s.,** a starch from maize **iodized s.,** starch that has been treated with iodin, of which it contains 5 per cent: alterative and antidotal Dose, 60 gr. (4 gm). **lichen s., moss s.,** lichenin **soluble s.,** the first stage in the hydrolysis of starch.

stare, postbasic (stār). A peculiar expression of the eyes in posterior basic meningitis due to downward rolling of the eyeball and retraction of the upper lid.

starter (star'ter). A culture of microorganisms used to initiate the desired fermentation, as in dairy products. **vitalait s.,** a culture of *Lactobacillus bulgaricus* and *Streptococcus acidi lactici* in symbiosis.

starvation (star-va'shun). Long-continued deprival of food. **s.-treatment.** See *Allen treatment,* under *treatment.*

stasibasiphobia (stas"e-bas-if-o'be-ah) [Gr. στάσις standing + βάσις step + φόβος fear]. Insane distrust of one's ability to stand or walk

stasimetry (stas-im'et-rē) [Gr. στάσις condition + μέτρον measure] The measurement of the consistence of soft bodies.

stasimorphia (stas-im-or'fe-ah) Stasimorphy.

stasimorphy (stas'im-or-fē) [Gr. στάσις halt + μορφή form]. Deformity or abnormality of shape in any organ, due to arrest of development.

stasiphobia (stas-if-o'be-ah) [Gr. στάσις standing + φόβος fear]. Morbid dread of standing erect.

stasis (sta'sis) [Gr. στάσις halt]. A stoppage of the flow of blood in any part. **diffusion-s.,** stasis in which there is diffusion of lymph or serum.

foot s. See *trench foot*, under *foot*. **ileal s.**, abnormal delay in the passage of the intestinal contents through the ileum; it is usually due to dilatation of the ileum. **intestinal s.**, a condition of intestinal atony, frequently with visceral ptosis, intestinal kinks, bands, or adhesions, resulting in constipation, auto-intoxication, neurasthenia, etc **papillary s.** See *choked disk*, under *disk*. **pressure s.**, traumatic asphyxia. See *asphyxia*. **venous s.**, stasis of blood due to venous congestion.

stasobasiphobia (stas"o-bas-if-o'be-ah). See *stasibasiphobia*.

Stas-Otto method (stahs-ot'o) [*Stas*, a Belgian chemist, 1813–1891]. A method of separating alkaloids and ptomains. It consists in treating the substance with twice its weight of 90 per cent. alcohol and about 20 gm. of tartaric or oxalic acid, filtering, evaporating, dissolving the residue in absolute alcohol, filtering and evaporating again, dissolving the residue in water alkalinized with sodium bicarbonate, and extracting the alkaloid with ether.

Stat. Abbreviation for L. *sta'tim*, immediately.

state (stāt) [L. *sta'tus*]. Condition or situation; status; also the crisis or turning-point of an attack of disease. **anelectrotonic s.**, the condition which obtains in a nerve near the anode during the passage of a continuous current. **catelectrotonic s.**, the condition of a nerve near the cathode during the passage of an electric current. **correlated s.**, dynamic equilibrium. See *equilibrium*. **dream s.**, a state of defective consciousness in which the environment is imperfectly perceived. **hypnagogic s.**, that state of light slumber intermediate between sleep and waking which occurs just as one is falling to sleep or as one is awakening. **hypnoidal s.**, a condition in which portions of unrecognized past experience come up into consciousness from the subconscious life. **hypnoidic s.**, a state in which more or less connected experiences of the past come up into consciousness from the subconscious state. **hypnoleptic s.**, a state occurring between two experiences of double personality. **refractory s.**, a condition of subnormal excitability of muscle and nerve following excitation. **steady s.**, dynamic equilibrium See *equilibrium*. **twilight s.**, a temporary absence of consciousness in which the patient may perform certain acts involuntarily and without remembrance of them afterward. **typhoid s.**, a condition of great muscular weakness and stupor, with dry, brown tongue, sordes on the teeth, muttering delirium, feeble pulse, involuntary discharge of feces and urine seen in certain wasting diseases, as typhoid and other fevers.

static (stat'ik) [L. *stat'icus*; Gr. στατικός]. 1. At rest; in equilibrium; not in motion 2. Not dynamic.

Statice (stat'is-e) [Gr. στατική astringent]. A genus of plumbagineous plants. *S. limo'nium*, marsh-rosemary, and other species are highly astringent.

statics (stat'iks). That department of mechanics which treats of matter in a state of rest or equilibration.

statim (sta'tim). Latin for *at once*.

station (sta'shun) [L. *sta'tio*]. The manner of standing; in ataxic conditions it is sometimes pathognomonic. See *attitude*. **aid s.**, a place for assembling and collecting the wounded in battle for their evacuation to the rear. **dressing s.**, a sheltered temporary retreat for soldiers wounded in battle who have been collected on the field by the litter bearers and brought in from the aid station. **rest s.**, stations for temporary relief of sick and wounded transported by hospital trains or ambulances located at definite points on a military road or railway. **s. for the slightly wounded**, an aid station for wounded soldiers who can walk and do not require transportation.

stationary (sta'shun-a-re) [L. *stationa'rius*]. Not subject to variations or to changes of place.

statistics (stat-is'tiks). Numerical facts pertaining to a body of things; also the science which deals with the collection and tabulation of such facts. **vital s.**, that branch of biometry which deals with the data and laws of human mortality, morbidity, natality, and demography; called also *biostatistics*.

statoliths (stat'o-liths). Same as *otoconia*.

statometer (stat-om'et-er) [Gr. στατός standing + μέτρον measure]. An apparatus for measuring the degree of exophthalmos.

statosphere (stat'o-sfēr). Same as *centrosphere*.

stature (stat'ūr) [L. *statu'ra*]. The height or tallness of a person standing.

status (sta'tus) [L.]. State or condition. **s. arthrit'icus**, the gouty diathesis; predisposition to gout. **s. cholera'icus**, a state occurring in the algid stage of cholera, characterized by a dull countenance, weak pulse, and cold skin. **s. chore'icus**, a severe and persistent form of chorea, **s. convul'sivus**, a condition marked by a series of convulsions following one after the other. **s. cribro'sus**, a sieve-like condition of the brain due to dilatation of the perivascular lymph-spaces. **s. crit'icus**, a severe and persistent form of tabetic crises **s. epilep'ticus**, a series of rapidly repeated epileptic convulsions without any periods of consciousness between them. **s. gas'tricus**, a disordered state of the stomach gastric indigestion. **s. hemicra'nicus**, a state marked by constantly recurring attacks of migraine **s. lacuna'ris**, a condition of the brain marked by numerous small losses of substance. **s. lymphat'icus**. See *lymphatism*. **s. nervo'sus**, the typhoid state. See *state*. **s. parathyreopri'vus**, a condition due to absence of parathyroid. **s. præ'sens**, the condition of a patient at the time of observation **s. rap'tus**, a condition of ecstasy. **s. thymicolymphat'icus**, a condition resembling lymphatism, with enlargement of the lymphadenoid tissue generally and with enlargement of the thymus as the special influencing factor **s. thy'micus**. See *lymphatism*. **s. typho'sus**, the typhoid state. See *state*. **s. vertigino'sus**, a prolonged condition of vertigo

statuvolence (stat-u'vo-lens) [L. *sta'tus* state + *vo'lens* willing]. A voluntary self-induced state of hypnotism.

statuvolent, statuvolic (stat-u'vol-ent, stat-u-vol'ik) Affected with or able to enter voluntarily a condition of statuvolence.

statuvolism (stat-u'vo-lizm). Same as *statuvolence*.

staurion (staw're-on) [Gr. σταυρός cross]. A point at the crossing of the median and transverse palatine sutures.

stauroplegia (staw-ro-ple'je-ah) [Gr. σταυρός cross + πληγή stroke]. Crossed hemiplegia

Stauung's hyperemia (stau"oongs hi-per-e'me-ah) [Ger.]. Same as *Bier's hyperemia*. See *hyperemia*.

stave of the thumb (stāv). See *Bennett's fracture*, under *fracture*.

stavesacre (stāvz'a-ker). Same as *Staphisagria*.

staxis (stak'sis) [Gr. στάξις a dropping]. Hemorrhage.

stay (stā). The bar of a horse's hoof.

stay knot (stā). See under *knot*.

steam-tug murmur (stēm-tug'). A murmur heard in aortic obstruction and insufficiency, and resembling the sound of the exhaust of a steam-tug.

steapsin (ste-ap'sin) [Gr. στέαρ fat + πέψις digestion]. Same as *lipase*.

steapsinogen (ste-ap-sin'o-jen). A proenzyme of steapsin.

stearate (ste'ar-āt). Any compound of stearic acid.

stearentin (ste-ar-en'tin) [Gr. στεάρ tallow + ἔντερον intestine]. Greenish sebaceous matter occurring in feces of suckling infants.

stearic acid (ste-ar'ik). See *acid*.

stearin (ste'ar-in). A white, crystalline fat, $C_3H_5(C_{18}H_{35}O_2)_3$, found in the harder fats, such as tallow.

Stearns's alcoholic amentia (sternz) [A. Warren *Stearns*, contemporary Boston physician]. See under *amentia*.

stearoconotum (ste"ar-o-ko-no'tum) [Gr. στέαρ solid fat + κόνις dust or powder]. A yellow, pulverulent fat found in the brain mass.

stearodermia (ste"ar-o-der'me-ah) [Gr. στέαρ fat + δέρμα skin]. A disease of the skin involving the sebaceous glands.

stearol (ste'ar-ol) [Gr. στέαρ fat]. A medicinal preparation with fat as an excipient.

stearopten (ste-ar-op'ten) [Gr. στέαρ fat + πτηνός volatile]. A camphor; the more solid substance which, combined with an eleopten, constitutes a typical volatile oil.

stearosan (ste'ar-o-san). A proprietary preparation of santolyl stearate used in catarrhal inflammation of the genito-urinary tract.

stearrhea, stearrhœa (ste-ar-e'ah) [Gr. στέαρ fat + ῥοία flow]. Same as *steatorrhea*.

steatadenoma (ste-at-ad-en-o'mah) [Gr. στέαρ fat + *adenoma*]. Adenoma of the sebaceous glands.

steatite (ste'at-īt) [Gr. στεάτιτης]. Same as *talcum*.

steatitis (ste-at-i'tis) [Gr. στέαρ fat + -ιτις inflammation]. Inflammation of adipose tissue.

steatocele (ste-at'o-sēl) [Gr. στέαρ fat + κήλη tumor]. A fatty mass formed within the scrotum.

steatocryptosis (ste"at-o-krip-to'sis) [Gr. στέαρ fat + κρύπτη crypt]. Disorder of the function of the sebaceous glands.

steatogenous (ste-at-oj'en-us) [Gr. στέαρ fat + γεννᾶν to produce]. Causing steatosis.

steatolysis (ste-at-ol'is-is) [Gr. στέαρ fat + λύσις loosing]. The emulsifying process fats undergo preparatory to absorption.

steatolytic (ste"at-o-lit'ik). Pertaining to or performing steatolysis.

steatoma (ste-at-o'mah) [Gr. στέαρ fat + -ωμα tumor] 1. A sebaceous cyst. 2. Same as *lipoma*.

steatonecrosis (ste"at-o-nek-ro'sis) [Gr. στέαρ fat + *necrosis*]. Fatty necrosis.

steatopathy (ste-at-op'ath-e) [Gr. στέαρ fat + πάθος disease]. Disease of the sebaceous glands.

steatopyga, steatopygia (ste"at-o-pi'gah, ste"-at-o-pij'e-ah) [Gr. στέαρ fat + πυγή buttock]. Excessive fatness of the buttocks; Hottentot deformity.

steatopygous (ste-at-op'ig-us). Characterized by excessive fatness of the buttocks.

steatorrhea, steatorrhœa (ste"at-or-e'ah) [Gr. στέαρ fat + ῥοία a flow]. 1. Same as *seborrhea*. 2. The presence of an excess of fat in the stools.

steatosis (ste-at-o'sis) [Gr. στέαρ fat]. 1. Fatty degeneration. 2. Disease of the sebaceous glands.

steatozoön (ste"at-o-zo'on) [Gr. στέαρ fat + ζῷον animal]. Same as *Demodex folliculorum*.

stechiology (ste-ke-ol'o-je) [Gr. στοιχεῖον element + λόγος treatise]. The science of elements, especially that branch of physiology which treats of the elementary cells of tissues.

stechiometry, stœchiometry (ste-ke-om'et-re) [Gr. στοιχεῖον element + μέτρον measure]. The measurement or estimation of the proportion in which elements combine to form compounds.

steel (stēl). A tough and elastic form of iron, usually containing a small percentage of carbon. **tincture of s.**, tinctura ferri chloridi. **wine of s.**, vinum ferri.

stege (ste'je) [Gr. στέγος roof]. The internal layer of the rods of Corti.

stegmonth (steg'munth) [Gr. στέγειν to conceal + *month*]. The period (usually a month) between childbirth and perfect recovery.

stegnosis (steg-no'sis) [Gr. στέγνωσις stoppage]. Constriction; stenosis.

stegnotic (steg-not'ik). Relating to stegnosis; astringent.

Stegomyia (ste-go-mi'e-ah). A genus of the Culicidæ (mosquitos) found in the southern United States and in the tropics. They are small, marked with silvery white, and the head is covered with broad, flat scales. The female has short four-jointed palpi and the male has long five-jointed ones. **S. argen'tens.** See *S. calopus*. **S. calo'pus**, the species which transmits yellow fever. It is now known as *Aedes ægypti*. **S. fascia'tus.** See *S. calopus*. **S. scutelle'ris**, a species which transmits *Filaria bancrofti*.

Stein's test (stīnz) [Stanislav Aleksandr Fyodorovich von *Stein*, Russian otologist, born 1855]. See under *tests*.

Steinach's method or **operation** (sti'nahks) [Eugen *Steinach*, Austrian physician, born 1861]. See under *operation*.

Stellaria (stel-a're-ah). A genus of caryophyllaceous plants: the chickweeds. *S. holos'tea* and *S. me'dia* were formerly used as demulcent medicines.

stellate (stel'āt) [L. *stella'tus*]. Shaped like a star, or like stars; arranged in a roset, or in rosets.

stellite (stel'īt). A very hard, non-corrosive alloy of cobalt, chromium, and tungsten used for surgical instruments

stellulæ vasculosæ winslowii (stel'u-le vas-kulo'se winz-lo'e-i). See *Winslow's stars*, under *star*. **s. verhey'enii.** See *stars of Verheyen*, under *star*.

Stellwag's sign (stel'wagz) [Carl *Stellwag* von Carion, Austrian oculist, 1823–1904]. See *sign*.

stem-length. The length of the stem of the body consisting of the head, neck, and trunk. It is the distance from the vertex to a line joining the ischial tuberosities.

Stender dish (sten'der) [Wilhelm P. *Stender*, manufacturer in Leipsic]. A dish of various forms and sizes used in preparing and staining histologic specimens.

stenion (sten'e-on), pl. *sten'ia* [Gr. στενός narrow]. A craniometric point situated at each end of the smallest transverse diameter in the temporal region.

steno- [Gr. στενός narrow]. A prefix signifying contracted or narrow.

Steno's duct (ste'nōz). See *duct*.

stenobregmate (sten-o-breg'māt) [Gr. στενός narrow + βρέγμα bregma]. Having the upper and anterior portion of the head narrowed.

stenobregmatic (sten"o-breg-mat'ik). Stenobregmate.

stenocardia (sten-o-kar'de-ah) [Gr. στενός narrow + καρδία heart]. Same as *angina pectoris*.

stenocarpin (sten-o-kar'pin). A proprietary mixture containing cocain hydrochlorid, salicylic acid, and atropin sulphate.

stenocephalia, stenocephaly (sten"o-sef-a'le-ah, -sef'al-e) [Gr. στενός narrow + κεφαλή head]. Excessive narrowness of the head.

stenocephalous (sten-o-sef'al-us) [see *stenocephaly*]. Having a narrow head.

stenochoria (sten-o-ko're-ah) [Gr. στενός narrow + χῶρος space]. Stenosis, or narrowing.

stenocompressor (sten"o-kom-pres'or). An instrument for closing the opening of Stenson's duct during dental operations.

stenocoriasis (sten"o-ko-ri'as-is) [Gr στενός narrow + κόρη pupil]. Contraction of the pupil of the eye.

stenocrotaphia, stenocrotaphy (sten"o-krota'fe-ah, sten-o-krot'af-e) [Gr. στενός narrow + κρόταφος temple]. Narrowness of the temporal region.

stenol (ste'nol). A mixture of equal parts of caffein and theobromin. used in gastric insufficiency, cardiac palpitation, etc.

stenopeic, stenopæic (sten-o-pe'ik) [Gr. *στενός* narrow + *ὀπή* opening]. Containing a narrow slit or opening.

stenosal (ste-no'sal). Caused by or pertaining to stenosis.

stenosed (ste-nōzd'). Affected with stenosis or constriction.

stenosin (sten'o-sin). See *arrhenal*.

stenosis (sten-o'sis) [Gr. *στένωσις*]. Narrowing or stricture of a duct or canal. **aortic s.**, a narrowing of the aortic orifice of the heart or of the aorta itself **cardiac s.**, a narrowing or diminution of any heart passage or cavity. **cicatricial s.**, stenosis caused by the contraction or shriveling of a cicatrix. **Dittrich's s.**, stenosis of the conus arteriosus. **granulation s.**, stenosis or narrowing caused by the deposit of granulations or by their contraction. **mitral s.**, a narrowing of the left auriculoventricular orifice. **postdiphtheritic s.**, stenosis of the larynx or trachea following diphtheria. **preventricular s.** See *preventriculosis*. **pulmonary s.**, narrowing of the opening between the pulmonary artery and the right ventricle. **pyloric s.**, hypertrophic obstruction of the pyloric orifice of the stomach, usually congenital (H. Beardsley, 1788). **tricuspid s.**, narrowing or stenosis of the tricuspid orifice of the heart.

stenostegnosis (sten"o-steg-no'sis). Stricture of Stenson's duct.

stenostenosis (ste"no-sten-o'sis) [*Stenson's duct* + Gr. *στένωσις* narrowing] Stenosis or constriction of Stenson's duct.

stenostomia (sten-o-sto'me-ah) [Gr. *στενός* narrow + *στόμα* mouth]. Narrowing of the mouth.

stenothermal, stenothermic (sten-o-ther'mal, -mik) [Gr. *στενός* narrow + *θέρμη* heat]. Able to withstand only a small range of temperature: a term applied to bacteria which can develop only at a certain temperature or within a narrow range of temperature

stenothorax (sten-o-tho'raks) [Gr. *στενός* narrow + *θώραξ* chest]. Abnormal narrowness of the chest.

stenotic (sten-ot'ik) [Gr. *στενότης* narrowness]. Affected with stenosis or abnormal narrowness.

Stenson's duct (sten'sonz) [Niels *Stenson*, Danish anatomist, 1638–1686]. See *duct* **S's experiment,** the experiment of cutting off the blood-supply from the lumbar region of the spinal cord of an animal by compressing the abdominal aorta: it produces paralysis of the posterior parts of the body. **S's foramen.** See *foramen*.

stent (stent) [See *Stent's composition*] In dentistry: (1) An impression taken in Stent's composition; (2) a mold to hold a graft in place.

Stent's composition. A plastic resinous material which sets very hard: used in dentistry for taking impressions of the mouth.

stentorin (sten'to-rin). A blue pigment from protozoans of the genus *Stentor*.

stephanial (stef-a'ne-al). Pertaining to the stephanion.

stephanion (stef-a'ne-on) [Gr. *στέφανος* crown]. The point at the intersection of the temporal ridge and the cranial suture.

Stephenson's wave (ste'ven-sons) [William *Stephenson*, Scotch obstetrician, 1837–1908]. See *wave*.

steppage (step'ăj). See *steppage gait*, under *gait*.

steps, Krönig's. Extension of the lower part of the right edge of cardiac dulness in a step-like form: seen in hypertrophy of the right heart.

stercobilin (ster-ko-bi'lin) [L. *ster'cus* dung + *bilin*]. Hydrobilirubin occurring in the feces and derived from the bile. It is a reduced form of bilirubin.

stercoraceous (ster-ko-ra'shus) [L. *stercora'ceus*]. Consisting of or containing feces: fecal.

stercoral (ster'ko-ral) [L. *ster'cus* dung]. Stercoraceous, or fecal.

stercoremia (ster-ko-re'me-ah) [L. *ster'cus* dung + Gr. *αἷμα* blood]. A toxic state occasioned by poisons absorbed from unexpelled feces.

stercorin (ster'ko-rin) [L. *ster'cus* dung]. A crystallizable sterol, $C_{27}H_{48}O$, resembling cholesterin, extracted from the feces.

stercorolith (ster'ko-ro-lith) [L. *ster'cus* dung + Gr. *λίθος* stone]. Same as *fecalith*.

stercorous (ster'ko-rus) [L. *stercoro'sus*]. Of the nature of excrement.

Sterculia (ster-ku'le-ah) [L. *Stercu'lius* the god of dung]. A genus of trees and shrubs, including many species, mostly tropical: some have edible seeds and others are medicinal, while still others afford a gum resembling tragacanth.

stercus (ster'kus). Latin for *dung* or *feces*.

stere (stēr) [Gr. *στερεός* solid]. Same as *kiloliter*.

stereo- [Gr. *στερεός* solid]. A prefix signifying *solid*.

stereo-agnosis (ste"re-o-ag-no'sis). Same as *astereognosis*.

stereo-arthrolysis (ste"re-o-ar-throl'is-is) [Gr. *στερεός* solid + *ἄρθρον* joint + *λύσις* loosening]. Operative formation of a movable new joint in cases of bony ankylosis.

stereo-auscultation (ste"re-o-aws-kul-ta'shun) [Gr. *στερεός* solid + *auscultation*]. Auscultation by means of two phonendoscopes each on different parts of the chest. One tube of each instrument is placed in the ears, the other tube of each being closed with the fingers.

stereochemic (ste"re-o-kem'ik). Pertaining to stereochemistry, or the space relations of the atoms of a molecule.

stereochemistry (ste"re-o-kem'is-tre). That chemic theory which supposes an arrangement of the atoms of certain molecules in three dimensional spaces; that branch of chemistry which treats of the space relations between atoms.

stereocognosy (ster-e-o-kog'no-se). Same as *stereognosis*.

stereofluoroscopy (ste"re-o-flu-o-ros'ko-pe). Stereoscopic fluoroscopy.

stereognosis (ste"re-og-no'sis) [Gr. *στερεός* solid + *γνῶσις* knowledge] 1 The faculty of perceiving and understanding the form and nature of objects by the sense of touch 2. Perception by the senses of the solidity of objects.

stereognostic (ste"re-og-nos'tik). Of or pertaining to stereognosis.

stereograph (ste're-o-graf). A stereoscopic radiograph.

stereo-isomer (ste"re-o-i'so-mer). A compound in which the molecule contains the same number and variety of atoms as another, but in which the spatial arrangement of the atoms is different.

stereo-isomerism (ste"re-o-i-som'er-izm). Stereochemic isomerism.

stereometer (ste-re-om'et-er) [Gr *στερεός* solid + *μέτρον* measure]. An instrument for performing stereometry

stereometry (ste-re-om'et-re) [Gr. *στερεός* solid + *μέτρον* measure]. The measurement of the cubic or solid contents of a solid body, or of the capacity of a hollow space.

stereophantoscope (ste"re-o-fan'to-skōp) [Gr. *στερεός* solid + *φαντός* visible + *σκοπεῖν* to view]. A large stereoscopic machine with rotating disks in the place of pictures.

stereophoroscope (ste"re-o-for'o-skōp) [Gr. *στερεός* solid + *φορός* bearing + *σκοπεῖν* to view]. A form of zoötrope, employed in the study of visual perception.

stereophotography (ste"re-o-fo-tog'raf-e) [Gr. *στερεός* solid + *photography*]. Stereoscopic photography.

stereophotomicrograph (ste"re-o-fo-to-mi'krograf). A stereoscopic photograph of a microscopic subject.

stereoplasm (ste're-o-plazm) [Gr. *στερεός* solid + *πλάσμα* plasma]. The more solid portions of protoplasm.

stereopsis (ste-re-op'sis) [Gr. *στερεός* solid + *ὄψις* vision]. Stereoscopic vision. See *vision*.

stereoroentgenograph (ste"re-o-rent-gen'o-graf). A stereoscopic *x*-ray picture.

stereoscope (ste're-o-skōp) [Gr. *στερεός* solid + *σκοπεῖν* to see]. An instrument for producing the appearance of solidity and relief by combining the images of two different objects.

stereoscopic (ste"re-o-skop'ik). Having the effect of a stereoscope; giving to objects seen a solid appearance.

stereoskiagraphy (ste"re-o-ski-ag'raf-e). The making of a stereoscopic photograph by the Röntgen rays.

stereotropic (ste"re-o-trop'ik). Marked by stereotropism.

stereotropism (ste-re-ot'ro-pizm) [Gr. *στερεός* solid + *τρόπος* turning]. The movement of an organism brought about by contact with a foreign body.

stereotypy (ste're-o-ti-pe) [Gr. *στερεός* solid + *τύπος* type] The persistent repetition of senseless acts or words. It may be a persistent maintaining of a bodily attitude (*s. of attitude*), repetition of senseless movements (*s. of movement*, echopraxia), or constant repetition of certain words or phrases (*s. of speech*, echolalia, verbigeration).

steresol (ste'res-ol). An antiseptic varnish prepared from balsam of Tolu, benzoin, oil of cinnamon, carbolic acid, and saccharin dissolved in alcohol, used in treating diphtheria and skin diseases.

steric (ste'rik) [Gr. *στερεός* solid]. Pertaining to the arrangement of atoms in space.

steriform chlorid (ste'rif-orm). A proprietary antiseptic and digestant mixture of formaldehyd, 5 parts, pepsin, 20 parts, ammonium chlorid, 10 parts; and lactose, 65 parts **s. iodid,** the same as the chlorid, except that the ammonium chlorid is replaced by ammonium iodid.

sterigma (ste-rig'mah), pl. *sterig'mata* [Gr. *στήριγμα* support] Any one of the radially arranged outgrowths crowded together on the upper half of the sphere into which the conidia bearers of an aspergillus expand.

Sterigmocystis, Sterigmatocystis (ste-rig-mo-sis'tis, ste-rig"mat-o-sis'tis). A genus of mold resembling Aspergillus except that secondary phialides project from each primary phialide. *S. nid'ulans* has been found in otomycosis and in the white granules of mycetoma.

sterile (ster'il) [L. *ster'ilis*]. 1. Not fertile; infertile; barren; not producing young. 2. Aseptic; not producing microorganisms; free from microorganisms.

sterility (ster-il'it-e) [L. *steril'itas*]. Barrenness; inability to produce young. **one-child s.,** sterility after having borne one child.

sterilization (ster"il-iz-a'shun). 1. The act or process of rendering sterile; the process of freeing from all germs. It is usually performed by means of heat. Sterilization differs from disinfection in that it calls for the destruction of all bacterial life, while disinfection is not necessarily the destruction of all bacteria, but only of those that are infectious. 2. Any procedure by which an individual is made incapable of reproduction. **fractional s., intermittent s.,** sterilization in which some time is permitted to elapse between the heatings. This is done so as to allow spores to develop into adult forms, which are more easily destroyed than the spores.

sterilize (ster'il-iz). To render sterile; to free from septic germs.

sterilizer (ster'il-i-zer). A mechanism used in sterilizing substances. **Arnold s.,** an apparatus for sterilizing objects by means of live steam at atmospheric pressure.

sterisol, steriosol (ster'is-ol, ster'e-o-sol). Formaldehyd, sodium phosphate, etc., in a solution of milk-sugar; an antiseptic.

sternad (ster'nad). Toward the sternal surface or aspect.

sternal (ster'nal) [L. *sterna'lis*]. Pertaining to the sternum.

sternalgia (ster-nal'je-ah) [Gr. *στέρνον* sternum + *ἄλγος* pain]. Pain in the sternum; angina pectoris.

sternalis (ster-na'lis). See *muscles, table of*.

Sternberg's disease (stern'berz) [Karl *Sternberg*, German pathologist, born 1872] Lymphogranulomatosis.

Sternbergia lutea (stern-ber'je-ah lu'te-ah). An amaryllidaceous plant of Asia: the bulb is locally used in preparing epithems for indolent ulcers.

sternebra (ster'neb-rah), pl. *sterne'brae* [*sternum* + *vertebra*] A sternal vertebra; any one of the segments of the sternum.

sternen (ster'nen). Pertaining to the sternum in itself.

sternochondroscapularis (ster"no-kon"dro-skap-u-la'ris) [Gr. *στέρνον* sternum + *χόνδρος* cartilage + *scapularis*] An occasional muscle arising from the sternum and the first costal cartilage and running to the superior border of the scapula.

sternoclavicular (ster"no-kla-vik'u-lar). Pertaining to the sternum and clavicle.

sternoclavicularis (ster"no-klav-ik-u-la'ris). An occasional muscle in man. **s. anti'cus,** one arising from the sternum, near the attachment of the sternomastoid, and inserted upon the anterior surface of the clavicle. **s. posti'cus,** a slip passing from the inner end of the manubrium to the clavicle behind the joint. **s. supe'rior,** one arising from the sternum above the sternoclavicularis anticus and running to the clavicle.

sternocleidal (ster-no-kli'dal) [Gr. *στέρνον* sternum + *κλείς* key]. Same as *sternoclavicular*.

sternocleidomastoid (ster"no-kli-do-mas'toid). See *muscles, table of*.

sternocostal (ster-no-kos'tal) [*sternum* + L. *cos'ta* rib]. Pertaining to the sternum and ribs.

sternodymia (ster-no-dim'e-ah) [Gr. *στέρνον* sternum + *δίδυμος* twin]. The union of two monsterfetuses by the anterior wall of the chest.

sternodymus (ster-nod'im-us) [Gr. *στέρνον* sternum + *δίδυμος* twin] A pair of twin monsters united by the anterior wall of the chest

sternodynia (ster-no-din'e-ah). Same as *sternalgia*.

sternofacialis (ster"no-fa-se-a'lis) [L.]. See *muscles, table of*.

sternoglossal (ster-no-glos'al). Pertaining to the sternum and the tongue.

sternogoniometer (ster"no-go-ne-om'et-er). An instrument for measuring the sternal angle.

sternohyoid (ster-no-hi'oid). Pertaining to the sternum and to the hyoid bone. See *muscles, table of*.

sternoid (ster'noid). Resembling the sternum.

sternomastoid (ster-no-mas'toid). Pertaining to the sternum and the mastoid process of the temporal bone. See also *sternocleidomastoid*, in *muscles, table of*.

sternopagia (ster-no-pa'je-ah). Same as *sternodymia*.

sternopagus (stern-op'ag-us) [Gr. *στέρνον* sternum + *πάγος* fixed]. Same as *sternodymus*.

sternopericardial (ster"no-per-ik-ar'de-al). Pertaining to the sternum and the pericardium.

sternoscapular (ster"no-skap'u-lar). Pertaining to the sternum and the scapula.

sternothyroid (ster-no-thi'roid). Pertaining to the sternum and to the thyroid cartilage or gland. See *muscles, table of.*

sternotomy (ster-not'o-me) [Gr. *στέρνον* sternum + *τομή* a cutting]. The operation of cutting through the sternum.

sternotracheal (ster-no-tra'ke-al) [Gr. *στέρνον* sternum + *trachea*]. Pertaining to the sternum and to the trachea.

sternotrypesis (ster"no-tri-pe'sis) [Gr. *στέρνον* sternum + *τρύπησις* trephination]. Surgical perforation of the sternum.

sternovertebral (ster-no-ver'te-bral). See *rib.*

Stern's position or **posture** (sternz) [Heinrich *Stern*, contemporary physician in New York]. See *position.*

sternum (ster'num) [L.; Gr. *στέρνον*]. The breastbone; the narrow, flat bone in the median line of the thorax in front. It consists of three portions, distinguished as the manubrium, the gladiolus, and the ensiform or xiphoid appendix. **cleft s.**, congenital fissure of the sternum.

sternutatio convulsiva (ster-nu-ta'she-o kon-vul-si'vah) [L.]. Paroxysmal and convulsive sneezing.

sternutation (ster-nu-ta'shun) [L. *sternuta'tio*]. The act of sneezing; a sneeze.

sternutator (ster'nu-ta-tor). A gas that causes sneezing.

sternutatory (ster-nu'ta-tor-e). 1. [L. *sternutato'rius.*] Producing or causing sneezing; errhine. 2. [L. *sternutato'rium*] An agent that causes sneezing; an errhine.

Sternzellen (stern'tsel-en) German for "star cells." See *Kupffer's cells*, under *cell.*

sterol (ste'rol). A solid alcohol; one of a class of compounds widely distributed in nature, which, because their solubilities are similar to those of fats, have been classified with the lipoids Cholesterol is the best known member of the group.

sterolin (ster'o-lin). A proprietary preparation for sterilizing the skin, containing Peruvian balsam, castor oil, Venice turpentine, glycerin in alcohol.

stertor (ster'tor) [L.]. An act of snoring; stertorous or sonorous breathing **hen-cluck s.**, a respiration sound like a hen's cluck in cases of postpharyngeal abscess.

stertorous (ster'to-rus). Characterized by stertor.

sterule (ster'ūl). A glass capsule containing a sterile solution.

stetharteritis (steth-ar-ter-i'tis) [Gr. *στῆθος* chest + *arteritis*]. Inflammation of the arteries of the chest.

stethemia (steth-e'me-ah) [Gr. *στῆθος* chest + *αἷμα* blood]. Congestion of the lungs.

stethendoscope (steth-en'do-skōp) [Gr. *στῆθος* chest + *ἔνδον* within + *σκοπεῖν* to see]. A fluoroscope used in examination of the chest by *x*-rays.

stethocyrtograph (steth-o-ser'to-graf). See *stethokyrtograph.*

stethogoniometer (steth"o-go-ne-om'et-er) [Gr. *στῆθος* chest + *γωνία* angle + *μέτρον* measure]. An apparatus for measuring the curvature of the chest.

stethograph (steth'o-graf) [Gr. *στῆθος* chest + *γράφειν* to write]. An instrument for recording movements of the chest.

stethokyrtograph (steth-o-kir'to-graf) [Gr. *στῆθος* chest + *κυρτός* bent + *γράφειν* to record]. An instrument for recording and measuring the curves of the chest.

stethomenia (steth-o-me'ne-ah) [Gr. *στῆθος* chest + *μήν* month]. Vicarious menstruation into the bronchial tubes.

stethometer (steth-om'et-er) [Gr. *στῆθος* chest + *μέτρον* measure]. An instrument for measuring the circular dimension or expansion of the chest or of the abdomen.

stethomyitis (steth"o-mi-i'tis) [Gr. *στῆθος* chest + *μῦς* muscle + *-ιτις* inflammation]. Inflammation of the muscles of the chest.

stethomyositis (steth"o-mi-o-si'tis). Stethomyitis.

stethoparalysis (steth"o-par-al'is-is) [Gr. *στῆθος* chest + *paralysis*]. Paralysis of the chest muscles.

stethophone (steth'o-fōn) [Gr. *στῆθος* chest + *φονή* voice]. 1. An instrument designed to transmit stethoscopic sounds so that many persons can hear them simultaneously. 2 A term proposed as a more accurate word for stethoscope.

stethophonometer (steth"o-fo-nom'et-er) [Gr. *στῆθος* chest + *φωνή* voice + *μέτρον* measure]. An instrument for measuring the intensity of auscultatory sounds.

stethopolyscope (steth-o-pol'is-kōp) [Gr. *στῆθος* chest + *πολύς* many + *σκοπεῖν* to examine]. A stethoscope for the simultaneous use of several persons.

stethoscope (steth'o-skōp) [Gr. *στῆθος* chest + *σκοπεῖν* to inspect]. An instrument of various form, size, and material for performing mediate auscultation. By means of this instrument the respiratory, cardiac, pleural, arterial, venous, uterine, fetal, intestinal, and other sounds are conveyed to the ear of the observer. **binaural s.**, one with two adjustable branches, designed for use with both ears. **Cammann's s.**, a binaural stethoscope. **differential s.**, one by means of which sounds at two different portions of the body may be compared

stethoscopic (steth-o-skop'ik). Pertaining to or performed by means of the stethoscope.

stethoscopy (steth-os'ko-pe). Examination by means of the stethoscope.

stethospasm (steth'o-spazm) [Gr. *στῆθος* breast + *spasm*]. Spasm of the chest muscles.

Stewart's purple, solution (stew'arts) [Douglas Hunt *Stewart*, New York surgeon, born 1860]. See *purple* and *solution.*

sthenia (sthe'ne-ah). A conditon of seeming strength and activity.

sthenic (sthen'ik) [L. *sthen'icus;* Gr. *σθένος* strength]. Active, strong. See *fever.*

sthenometer (sthen-om'et-er). An instrument for measuring the muscular strength of a part.

sthenometry (sthen-om'et-re) [Gr. *σθένος* strength + *μέτρον* measure]. The measurement of bodily strength.

sthenopyra (sthen-o-pi'rah) [Gr. *σθένος* strength + *πῦρ* fire]. Sthenic fever.

stibacetin (stib-as'e-tin). An organic compound of antimony, para-acetyl-amino-phenyl-stibinate. It is used in the chemotherapeutic treatment of kala-azar, bilharziasis, trypanosomiasis, and granuloma inguinale.

stibamine (stib'am-in). The sodium salt of amino-phenyl-stibinic acid. It is used in the treatment of kala-azar. **urea s.**, the carbamid salt of para-amino-phenyl-stibinic acid, $NH_2.CO.NH_2.C_6H_4$-$SbO(OH)_2$. It is used in the treatment of kala-azar.

stibenyl (stib'en-il). The acetyl-para-aminophenyl-stibiate of soda: used in kala-azar.

stibialism (stib'e-al-izm) [L. *stibium*, antimony]. Poisoning with antimony.

stibiated (stib'e-a-ted) [L. *stibia'tus*]. Containing antimony.

stibiation (stib-e-a'shun) [L. *stib'ium* antimony]. Administration of antimonials in large quantities; treatment by bringing the patient under the full influence of antimony.

stibine (stib'in). Antimoniureted hydrogen.

stibium (stib'e-um). Latin for *antimony.*

tibonium (stib-o'ne-um). The radical SbH_4.

tibosan (stib'o-san). A light brown powder which is used in the treatment of kala-azar. It is meta-chlor-para-acetyl-amino-phenyl-stibiate of sodium, it is freely soluble in water and much less toxic than sodium antimony tartrate. Dose, 0.1–0.3 gm. intravenously three times a week.

tichochrome (sti'ko-krōm) [Gr. *στίχος* row + *χρῶμα* color]. Any nerve-cell having the stainable substance (chromophilic bodies) arranged in more or less regular striæ or layers.

ticker's disease [G. *Sticker*, German physician, born 1860]. Erythema infectiosum.

ticking plaster (stik'ing). See *plaster, adhesive.*

ticta (stik'tah) [Gr. *στικτός* pricked]. 1. A genus of lichens; lungwort. 2. A homeopathic preparation of *Stic'ta pulmona'ria.*

tifel's figure (sti'felz). See under *figure.*

tiff-neck fever (stif'nek). Epidemic cerebrospinal meningitis. See *meningitis.*

tifle-bone (sti'fel). The patella of the horse.

tifle-joint (sti'fel). The femorotibial joint of the horse.

tigma (stig'mah), pl. *stig'mata* [Gr. *στίγμα* mark]. 1. A spot, dot, or impression upon the skin. 2. Any space between the cells of the endothelium of a capillary. 3. Any readily stainable area in the epithelium at the points of union of groups of cells. 4. That part of the pistil of a flower which receives the pollen. **bakers' s.**, lumps on the backs of the fingers of bakers, produced by kneading dough. **costal s.** Same as *Stiller's sign.* See under *sign.* **s. of degeneracy**, any of the bodily abnormalities which are found in considerable number in degenerate persons. **Giuffrida-Ruggieri s.**, abnormal shallowness of the glenoid fossa. **hysteric s.**, bodily marks or signs characteristic of hysteria. **malpighian s.**, the points where the smaller veins enter into the larger veins of the spleen. **psychic s.**, mental conditions marked by susceptibility to suggestion. **somatic s.**, the bodily signs of certain nervous diseases.

tigmal (stig'mal). Pertaining to a stigma.

tigmasterol (stig-mas'te-rol). A sterol, $C_{30}H_{48}O$, from cacao-butter.

tigmata (stig'mat-ah). The plural of *stigma.* **s. ma'ydis**, the silk or stigmata of maize; corn-silk: a diuretic. See *Zea.*

tigmatic (stig-mat'ik) Pertaining to a stigma.

tigmatism (stig'mat-izm). The condition due to or marked by stigmata.

tigmatization (stig"mat-iz-a'shun). 1. The formation of impressions on the skin. 2. The formation of bleeding points or of red lines upon the skin by hypnotic suggestion.

tigmatodermia (stig"mat-o-der'me-ah) [Gr. *στίγμα* mark + *δέρμα* skin]. Any morbid state of the prickle layer of the skin.

tigmatometer (stig-mat-om'et-er). An instrument for testing the refraction of the eye by the objective method and for direct ophthalmoscopy.

tigmatosis (stig-mat-o'sis) [Gr. *στίγμα* a spot]. A skin disease marked by ulcerated spots.

tijfziekte (stēf-zēk'te) [Dutch]. A disease of the joints of young cattle in South Africa.

tilet, stilette (sti-let') [Fr. *stilette*]. 1. A delicate probe. 2. A wire used to stiffen or clear a catheter.

tili (sti'li). Plural of *stilus.* See *stylus.*

till's disease [George Frederic *Still*, English physician, born 1868]. See *disease.*

tillbirth (stil'berth). The birth of a dead fetus.

tiller's sign, theory (stil'erz) [Berthold *Stiller*, physician in Budapest]. See *sign* and *theory.*

tillicidium (stil-is-id'e-um) [L. *stil'la* drop + *ca'dere* to fall]. 1. A dribbling or flowing by drops. 2. Epiphora. **s. lacrima'rum**, epiphora. **s. na'rium**, coryza. **s. uri'næ**, strangury.

stilligout (stil-e-gowt') [Fr.; L. *stilla're* to let fall + *gut'ta* drop]. A form of dropper.

Stillingia (stil-in'je-ah) [after B. *Stillingfleet*]. A genus of euphorbiaceous trees, shrubs, and herbs. The root of *S. sylvat'ica*, a plant of North America, is sialogogue and diuretic, and is used in syphilis, tuberculosis, and skin diseases. Dose of tincture or fluidextract, 10–60 min. (0.666–4 c.c.).

stillingin (stil-in'jin). 1. An alkaloid from *Stillin'gia sylvat'ica.* 2. A concentration prepared from *Stillin'gia sylvat'ica.* Dose, 1–4 gr. (0.066–0.266 gm.).

Stilling's canal, cells, nucleus, raphé, etc. (stil'ingz) [Benedict *Stilling*, German anatomist, 1810–1879]. See the nouns.

stilus (sti'lus), pl. *sti'li.* See *stylus.*

stimulant (stim'u-lant) [L. *stim'ulans*]. 1. Producing stimulation. 2. An agent or remedy that produces stimulation. **alcoholic s.**, one of which ethylic alcohol is the basis, such as wine, brandy, whisky, and malt liquors. **bronchial s.**, a stimulating expectorant: the chief ones are ammonium carbonate, belladonna, senega, strychnin, Calabar bean, caffein, and the emetics. **cardiac s.**, one which increases the heart's action: such are ammonia, belladonna, digitalis, ether, strophanthus, and strychnin. **cerebral s.**, one which exalts the functional activities of the brain: the principal are alcohol, caffein, ether, opium, strychnin, and phosphorus. **cutaneous s.**, a diaphoretic agent which acts by stimulating the skin: as alcohol, ammonia, cold baths, hot drinks, etc. **diffusible s.**, one which acts promptly and strongly, but transiently: the principal are ammonia, ether, musk, and sumbul. **gastric s., stomachic s.**, one which promotes the digestion of food in the stomach, like alcohol and the pungent aromatics. **general s.**, one which acts upon the whole body: such are the alcoholic and diffusible stimulants **genital s.**, an aphrodisiac: here belong cantharides, phosphorus, etc. **hepatic s.**, one which arouses the functions of the liver: the chief of these are blue mass, calomel, jalap, iris, aloes, podophyllin, colocynth, rhubarb, sodium phosphate, and leptandra. **intestinal s.**, a cathartic agent: a large class, including colocynth, croton oil, elaterium, scammony, etc. **local s.**, one which affects that part only, or mainly, to which it is applied: like mustard, chloral hydrate, chloroform, oil of turpentine. **nervous s.**, one which acts mainly upon the nerve-centers: a cerebral or spinal stimulant. **paradoxical s.**, a warm object applied to one of the cold spots of the body produces a sensation of cold. **renal s.**, a stimulating diuretic: the principal are colchicum, cantharides, turpentine, and juniper oil **respiratory s.**, one which increases the respiratory movements: the chief are ammonia, arsenic, belladonna, and strychnin. **spinal s.**, one which acts upon and through the spinal cord strychnin and caffein are examples. **topical s.** Same as *local s.* **uterine s.**, an ecbolic or emmenagogue such are ergot, digitalis, rue, sabin, tansy, apiol, etc. **vascular s., vasomotor s.**, one which appeals to the vasomotor centers: of this class are ammonia, ergot, strychnin, opium, and belladonna

stimulate (stim'u-lāt) [L. *stimu'lare*]. To excite to functional activity.

stimulation (stim-u-la'shun) [L. *stimula'tio*]. The act or process of stimulating; the condition of being stimulated. **areal s.**, stimulation of an extended portion of a sense organ. **non-specific s., paraspecific s.**, stimulation by other than the specific exciting agent. **punctual s.**, stimulation of a sense organ at a single point.

stimulin (stim'u-lin). A name given by Metchnikoff to the protective element in the blood-serum that produces immunity by stimulating the action of phagocytes.

stimulus (stim'u-lus), pl. *stim'uli* [L. "goad"]. Any agent, act, or influence that produces func-

tional or trophic reaction in an irritable tissue. **adequate s.**, one that acts specifically upon the end-organs only, as light upon the retina. Called also *homologous s.* **chemic s.**, one which induces a chemic change in a tissue. for example, nitric acid or silver nitrate locally applied. **electric s.**, a galvanic, induced, or other electric current or shock, as applied to a responsive tissue. **heterologous s.**, one which produces an effect or sensation when applied to any part whatever of a nerve-tract. **heterotopic s.**, a stimulus to heart contraction arising somewhere else than in the Keith-Flack node, the normal pacemaker of the heart. **homologous s.** See *adequate s.* **mechanic s.**, a stimulant application of mechanic force, as in friction or pinching. **nomotopic s.**, a stimulus to heart contraction arising in the Keith-Flack node. **thermal s.**, application of heat.

Stipa virid'ula (sti'pah). A grass of the southwestern United States, called *sleepy-grass:* poisonous to cattle and horses; said to be a powerful narcotic, diuretic, sudorific, and cardiac poison.

stippling (stip'ling). A spotted condition or appearance; especially—(*a*) an appearance of the retina as if dotted with light and dark points; (*b*) the spotted appearance of red blood-corpuscles in basophilia. See *basophilia.* **malarial s.**, the finely granular appearance often seen in stained red blood-corpuscles which harbor tertian malarial parasites. The granules are called *Schüffner's granules.*

stirpiculture (ster'pik-ult-ūr) [L. *stirps* stock + *cultu'ra* culture]. The systematic attempt at improving a stock or race by attention to the laws of breeding.

stirrup, stirrup-bone (stir'up). The stapes.

stitch (stitsh). 1. See *suture.* 2. A severe pain, generally at the costal margin on one side, brought on by running or riding, and ceasing when the pace is reduced to a walk. 3, To fasten with a needle and thread.

stithe (stith). An old name for the incus.

stizolobin (sti-zo-lo'bin). The globulin of the Chinese velvet bean.

stocking (stok'ing). Edema of a horse's leg.

stœchiology, stoicheiology (stek-e-ol'o-je, stoike-ol'o-je) [Gr. *στοιχεῖον* element + *λόγος* law]. The physiology of the cellular elements of tissues.

stœchiometry, stoicheiometry (stek-e-om'et-re, stoi-ke-om'et-re) [Gr. *στοιχεῖον* element + *μέτρον* measure]. The study of the numerical relationships of chemical elements and compounds and the mathematical laws of chemical changes, the mathematics of chemistry.

Stoerk's blennorrhea (sterk) [Carl *Stoerk*, Austrian laryngologist, 1832–1899]. See *blennorrhea.*

Stokes's disease, lens, sign, etc. (stōks) [1. William *Stokes*, Irish physician, 1804–1878. 2. English physicist, 1819–1903]. See *disease, lens, sign,* etc.

Stokes's reagent (stōks) [William Royal *Stokes*, American pathologist, born 1870]. See *reagent.*

Stokvis's test (stok'vis) [Barend J. E. *Stokvis*, Dutch physician, born 1834]. See under *tests.*

Stoltz's operation (stoltz) [Joseph *Stoltz*, French gynecologist, 1803–1896]. See *operation.*

stoma (sto'mah), pl. *sto'mata* [Gr. *στόμα* mouth]. Any minute pore, orifice, or opening on a free surface; specifically, one of the openings (stigma, or pseudostoma) between epithelial cells of a lymph-space, forming a means of communication between adjacent lymph-channels.

stomacace (sto-mak'as-e) [Gr. *στόμα* mouth + *κάκη* badness]. Ulcerative stomatitis.

stomach (stum'ak) [L. *stom'achus:* Gr. *στόμαχος*]. The ovoid, musculomembranous digestive pouch below the esophagus. The end which connects with the esophagus is the *cardiac* end, and that nearest the pylorus is the *pylaric* end, or *pylorus.* The upper concave surface or edge is the *lesser curvature;* the lower convex edge is the *greater curvature.* The coats of the stomach are four: An outer, peritoneal, or *serous* coat, a *muscular* coat, made up of longitudinal, oblique, and circular fibers (the latter forming a pyloric sphincter); a *submucous* coat lined with a muscular layer, the *muscularis mucosæ;* and the *mucous* coat or membrane forming the inner lining. The secretion of the stomach is the *gastric* juice, which contains pepsin, rennin, hydrochloric acid, etc. **bilocular s.**, hour-glass stomach. **s.-bucket,** a small bucket for lowering into the stomach and withdrawing some of its contents for examination. **cardiac s.**, the fundus of the stomach. **cascade s.**, an atypical form of hour-glass stomach, characterized roentgenologically by a drawing up of the posterior wall. An opaque medium first fills the upper sac and then cascades into the lower sac. **corset-s.**, a displaced or deformed stomach due to pressure from tight or improper lacing of the corset. **s.-cough,** a cough excited by reflex irritation from the stomach. **drain-trap s.**, water-trap stomach. **hour-glass s.**, a stomach shaped somewhat like an hour-glass, on account of the formation of a band of exudation. **leather-bottle s.**, severe hypertrophy of the stomach-wall, usually with contraction of the cavity of the organ. Cf *linitis plastica.* **Pavlov's s.**, a portion of the stomach of a dog isolated from communication with the rest of the stomach and opening on to the abdominal wall through a fistula. used in studying gastric secretion. **s.-pump,** a pump for evacuating the contents of the stomach. **red s.**, a condition in which the pyloric end of the stomach is dark red. **s.-reefing,** an operation for dilatation of the stomach, done by folding in the wall of the stomach and then suturing the fold **s.-tooth,** one of the lower canine teeth of the first dentition. **trifid s.**, a stomach with two constrictions, producing three pouches. **s.-tube.** 1. A siphon used in washing out the stomach. 2. A feeding-tube. **wallet s.**, bag-like distention of the stomach. **water-trap s.**, a stomach with an extremely high pylorus, so that it does not readily empty itself.

stomachal (stum'ak-al). Pertaining to the stomach.

stomachalgia (stum-ak-al'je-ah) [Gr. *στόμαχος* stomach + *ἄλγος* pain] Pain in the stomach.

stomachic (sto-mak'ik) [L. *stomach'icus;* Gr. *στομαχικός*]. 1. Pertaining to the stomach. 2. A medicine which promotes the functional activity of the stomach; a stomachic tonic. See *tonic.*

stomachodynia (stom-ak-o-din'e-ah) [Gr. *στόμαχος* stomach + *ὀδύνη* pain] Pain in the stomach.

stomachosan (stom-ak'o-san). A proprietary stomachic consisting of condurango and cinchona bark, valerian and gentian root, and ginger.

stomachoscopy (sto-mak-os'ko-pe) [Gr *στόμαχος* stomach + *σκοπεῖν* to view]. Examination of the stomach.

stomach-reefing (stum'ak-re'fing). Gastroplication.

stomadeum (sto-mah-de'um). Same as *stomodeum.*

stomalgia (sto-mal'je-ah). Stomatalgia.

stomalix (sto'mal-iks). A proprietary preparation for disorders of the stomach and intestines.

stoman (sto'man). A preparation of formaldehyd with the maltose of malt extract, used as a local disinfectant for the mouth and throat.

stomata (sto'mat-ah). Plural for *stoma.*

stomatal (sto'mat-al). Pertaining to stomata.

stomatalgia (sto-mat-al'je-ah) [Gr. *στόμα* mouth + *ἄλγος* pain]. Pain in the mouth.

stomatic (sto-mat'ik). Pertaining to the mouth.

stomatitis (sto-mat-i'tis) [Gr. *στόμα* mouth]. Inflammation of the mouth. It is usually attended by pain and salivation, and often by fetor of the breath. **s. aphtho'sa, aphthous s.**, the formation of small superficial ulcers on the mucous

membrane of the mouth; aphthous stomatitis canker. **s. arsenica'lis,** ulcerous stomatitis due to arsenical poisoning. **catarrhal s.,** simple and uncomplicated inflammation and redness of the mouth. **epidemic s., epizoötic s.** See *foot-and-mouth disease,* under *disease.* **erythematopultaceous s.,** stomatitis marked by reddening of the mucous membrane, which is covered with a layer of thick, sticky matter: seen in uremia. **s. exanthemat'ica,** that which is secondary to the exanthemata. **follicular s.,** stomatitis aphthosa. **s. gangreno'sa, gangrenous s.** Same as *noma.* **s. herpet'ica.** Same as *aphthous s.* **s. hyphomycet'ica.** Same as *thrush.* **s. intertrop'ica,** sprue. **membranous s.,** stomatitis accompanied by the formation of false membrane. **mercurial s.,** that which is due to mercurial poisoning. It is often accompanied by salivation, looseness of the teeth, and fetor of the breath. **s. mycetogenet'ica,** that which is due to the presence of some microscopic fungoid organism. **mycotic s.,** thrush. **parasitic s.,** thrush. **s. pseudomembrano'sa,** that which is due to diphtheria, tuberculosis, syphilis, or other like disease. **s. scorbu'tica,** that which accompanies scurvy. It is attended with soreness and swelling of the gums and fetid breath. **s. sim'plex,** a non-exanthematous form of catarrhal stomatitis. **syphilitic s.,** stomatitis due to systemic syphilis. **s. traumat'ica,** that which is due to some mechanic, thermal, or chemic cause. **tropical s.,** sprue. **ulcerative s.,** a form characterized by painful, shallow ulcers on the cheeks, tongue, and lips. It is attended with slight fever, fetid breath, salivation, and frequently prostration **vesicular s.,** stomatitis aphthosa.

stomatocace (sto-mat-ok'as-e) [Gr. *στόμα* mouth + *κάκη* badness]. Ulcerative stomatitis.

stomatodeum, stomatodæum (sto"mat-o-de'um). Same as *stomodeum.*

stomatodynia (sto"mat-o-din'e-ah) [Gr. *στόμα* mouth + *ὀδύνη* pain]. Pain in the mouth.

stomatodysodia (sto"mat-o-dis-o'de-ah) [Gr. *στόμα* mouth + *δυσωδία* stench]. A bad odor coming from the mouth.

stomatogastric (sto"mat-o-gas'trik). Pertaining to the stomach and the mouth.

stomatography (sto-mat-og'raf-e) [Gr. *στόμα* mouth + *γράφειν* to write]. A description of the mouth

stomatol (sto'mat-ol). A proprietary antiseptic, said to be a solution of terpinol, soap, and glycerin in alcohol and water.

stomatologic, stomatological (sto-mat-o-loj'ik, sto-mat-o-loj'ik-al). Pertaining to stomatology.

stomatologist (sto-mat-ol'o-jist). One learned in stomatology; a specialist in diseases of the mouth.

stomatology (sto-mat-ol'o-je) [Gr. *στόμα* mouth + λόγος treatise]. That branch of medicine which treats of the mouth and its diseases.

stomatomalacia (sto"mat-o-mal-a'she-ah) [Gr. *στόμα* mouth + *μαλακία* softness]. Softening of the structures of the mouth.

stomatomenia (sto"mat-o-me'ne-ah) [Gr. *στόμα* mouth + *μήν* month]. Vicarious menstruation by the mouth.

stomatomy (sto-mat'o-me) [Gr. *στόμα* mouth + *τέμνειν* to cut]. The surgical incision of the os uteri.

stomatomycosis (sto"mat-o-mi-ko'sis) [Gr. *στόμα* mouth + *μύκης* fungus]. Any mouth disease due to schizomycetes, especially the *Oid'ium al'bicans.*

stomatonecrosis (sto"mat-o-ne-kro'sis) [Gr. *στόμα* mouth + *necrosis*]. Same as *noma.*

stomatonoma (sto"mat-o-no'mah) [Gr. *στόμα* mouth + *noma*]. Same as *noma.*

stomatopathy (sto-mat-op'ath-e) [Gr. *στόμα* mouth + *πάθος* suffering]. Any disorder of the mouth.

stomatoplastic (sto-mat-o-plas'tik). Pertaining to stomatoplasty.

stomatoplasty (sto'mat-o-plas-te) [Gr. *στόμα* mouth + *πλάσσειν* to mold]. Plastic surgery of, or operative repair of, defects of the mouth or of the os uteri.

stomatorrhagia (sto"mat-or-a'je-ah) [Gr. *στόμα* mouth + *ῥηγνύναι* to burst forth]. Hemorrhage from the mouth. **s. gingiva'rum,** hemorrhage from the gum.

stomatoscope (sto-mat'o-skōp) [Gr. *στόμα* mouth + *σκοπεῖν* to inspect]. A speculum for examining the mouth.

stomatosis (sto-mat-o'sis). Same as *stomatopathy.*

stomatotomy (sto-mat-ot'o-me). Stomatomy.

stomatotyphus (sto"mat-o-ti'fus). Typhus fever with severe lesions of the mouth.

stomenorrhagia (sto"men-o-ra'je-ah) [Gr. *στόμα* mouth + *ῥηγνύναι* to burst forth]. Hemorrhage from the mouth.

stomocephalus (sto-mo-sef'al-us) [Gr. *στόμα* mouth + *κεφαλή* head]. A monster-fetus with a rudimentary head and jaws, so that the skin hangs in folds about the mouth.

stomodeal, stomodæal (sto-mo-de'al). Pertaining to the stomodeum.

stomodeum, stomodæum (sto-mo-de'um) [Gr. *στόμα* mouth + *δαιεῖν* to divide]. An invagination of the ectoderm of the embryo whence are formed the mouth and upper part of the pharynx.

stomosan (sto'mo-san). Methylamin phosphate: used in gallstones.



Stomoxys calcitrans

Stomoxys calcitrans (sto-mok'sis kal'sit-ranz). The common stable-fly It is very annoying to man and beast. It transmits *Trypanosoma evansi,* the cause of surra, and possibly also the virus of poliomyelitis. Called also *stable-fly* and *leg-sticker.*

-stomy [Gr. *στόμα* mouth]. A suffix signifying the formation of a mouth or opening in a part.

stone (stōn). A calculus or concretion. **blue-s.,** copper sulphate; cupri sulphas. **s.-bruise,** a painful bruise of the subcutaneous structures without breaking of the skin. **s.-child,** a lithopedion. **gall-s.,** biliary calculus. See *calculus.* **lung s.** See *lung calculus,* under *calculus.* **pulp-s.** See *pulp-nodule,* under *nodule* **s.-searcher,** a sound for exploring the bladder wherein a calculus is suspected. **skin-s's,** calcareous nodules sometimes seen in the subcutaneous tissues. **struvit s.** See *struvit calculus,* under *calculus.* **womb-s.,** a calcified fibroid tumor of the uterus.

Stookey's reflex [Byron *Stookey,* contemporary New York neurologic surgeon]. See under *reflex.*

stool (stool). The fecal discharge from the bowels. **bilious s.,** the yellowish or brownish stools, turning darker on exposure, that are characteristic of bilious diarrhea. Bilious stools are green if the bowel contents are very acid. **caddy s.,** the stools seen in yellow fever; they look like dark, sandy mud. **fatty s.,** stools containing fat: seen in diseases of the pancreas. **mucous s.,** stools containing large amounts of mucus: seen in intestinal inflammation. **pea-soup s.,** the characteristic liquid evacuation of typhoid fever. **rice-water s.,** the characteristic watery evacuations of cholera. **spinach s.,** dark green stool resembling cooked spinach, resulting from the use of calomel in infants.

stop-needle (stop). See *needle.*

stopping (stop'ing). A dental fitting; filling of the teeth.

stop-speculum (stop). See *speculum.*

storage-battery (sto'rāj). See *battery.*

storax (sto'raks) [L. *sto'rax, sty'rax;* Gr. *στύραξ*]. A balsam from the wood and inner bark of *Liquidam'bar orienta'lis*, a tree of western Asia. It contains styrol, styracin, and cinnamic acid, and is diuretic and anticatarrhal. It is administered for gonorrhea, and used externally for chilblains and frost-bite. Dose, 10–20 gr. (0 666–1.333 gm.).

storesinol (sto-rez'in-ol). A resinol obtainable from storax.

stovain (sto-va'in) [named for the discoverer *Fourneau*, which is French for "stove"]. The hydrochlorid of benzoyldimethylaminomethylpropanol, $CH_3.CH_2.C(C_6H_5.CO_2)(CH_3)CH_2N(CH_3)_2 \cdot HCl$, a crystalline compound: used as a local anesthetic, especially for subcutaneous and subconjunctival use. It is said to be much less toxic than cocain. Dose of 1 per cent. solution, $\frac{1}{10}$ min. (0.002 c c.).

stovainization (sto-va-in-iz-a'shun). Production of local anesthesia with stovain.

stovarsol (sto-var'sol). Acetarsone; an acetyl derivative of oxyaminophenyl arsenic acid. It is a pentavalent compound and is used by oral administration in the treatment of amebic dysentery, syphilis, yaws, and other protozoal diseases. Dose, 0.25 gm. Called also *190 Fourneau*.

strabismal, strabismic (stra-biz'mal, stra-biz'mik) [Gr. *στραβισμός* strabismus]. Pertaining to or of the nature of strabismus.

strabismometer (stra-biz-mom'et-er) [Gr. *στραβισμός* strabismus + *μέτρον* measure]. An apparatus for measuring strabismus; a strabometer.

strabismus (stra-biz'mus) [Gr. *στραβισμός*]. A squint; deviation of one of the eyes from its proper direction, so that the visual axes cannot both be directed simultaneously at the same objective point. **absolute s.**, that which occurs at all distances for the fixation-point. **accommodative s.**, that which is due to excessive or deficient accommodative effort. **alternating s.**, a form affecting either eye alternately. **bilateral s.**, that which affects each eye alternately. **Braid's s.**, the turning of the eyes simultaneously upward and inward; a means sometimes adopted of inducing the hypnotic state. **concomitant s.**, that which is due to a faulty insertion of the eye muscles, resulting in the same amount of deviation in whatever direction the eyes are looking, because the squinting eye follows the movements of the other eye. **constant s.**, persistent strabismus. **convergent s.**, cross-eye or esotropia. **s. deor'sum ver'gens**, that in which the visual axis of the squinting eye falls below the fixation-point. **divergent s.**, that in which the visual axes diverge; exotropia. **dynamic s.**, the tendency to strabismus due to insufficiency of the ocular muscles, but which may be overcome by the effort of binocular vision. Called also *latent s* **external s.**, divergent strabismus. **intermittent s.**, that which occurs only at intervals. **internal s.**, esotropia. **latent s.**, that which occurs only when one eye is occluded. **manifest s.**, that which occurs when both eyes are open. **mechanic s.**, that due to pressure or traction on the eye, as by a tumor, producing deflection. **monolateral s.**, that in which it is always the same eye the visual axis of which fails to pass through the fixation-point. **non-concomitant s.**, that in which the amount of deviation of the squinting eye varies according to the direction in which the eyes are turned. **paralytic s.**, that which is due to paralysis of an eye muscle. **paralytic s., acute**, strabismus attended by dizziness and double vision. **periodic s.**, that which is seen only during efforts at accommodation. **relative s.**, that which occurs for some and not for other distances of the fixation-point. **spasmodic s.**, that which is due to spasm of the muscles of the eye. **suppressed s.**, heterophoria. **s. sur'sum ver'gens**, that in which the visual axis of the squinting eye falls below the fixation-point. **unilateral s.**, that which affects one eye only. **unilocular s.**, strabismus affecting only one eye. **vertical s.**, hypertropia; the elevation of one visual axis above the other.

strabometer (stra-bom'et-er). See *strabismometer*.

strabometry (stra-bom'et-re). Measurement of the amount of strabismus.

strabotome (strab'o-tōm). A knife for performing strabotomy.

strabotomy (stra-bot'o-me) [Gr. *στραβισμός* strabismus + *τέμνειν* to cut]. The cutting of an ocular tendon for strabismus.

Strachan's disease (strawnz) [William Henry Williams *Strachan*, English physician of the 19th century]. Pellagra.

straight-jacket (strāt'-jak-et). See *jacket*.

strain (strān). 1. To overexercise; to use to an extreme and harmful degree. 2. To filter or subject to colation. 3. Injury due to exercise or overuse. 4. Excessive effort or undue exercise. **sacro-iliac s.**, strain or sprain of the sacro-iliac joint causing continuous backache.

strainer (strān'er). An apparatus for straining.

strait (strāt). Either opening, superior or inferior, of the pelvis.

strait-jacket (strāt'-jak-et). See *jacket*.

stramonium (stra-mo'ne-um) [L.]. The poisonous solanaceous plant, *Datu'ra stramo'nium*, or *D. tatu'la*, jimson-weed. The leaves (*stramo'nii fo'lia*) and seeds (*s. se'men*) are narcotic and antispasmodic. Its action resembles that of belladonna. The smoke of its burning leaves is inhaled for asthma. Stramonium ointment is used for hemorrhoids, etc. The drug is serviceable in muscular rheumatism, cramp, dysmenorrhea, and spasmodic retention of the urine Dose of fluidextract of the seeds, 1–5 min. (0 066–0.333 c.c.); of extract, $\frac{1}{4}$–$\frac{1}{2}$ gr. (0.011–0.033 gm.); of tincture, 5–20 min. (0.333–1.333 c.c.).

strangalesthesia (stran"gal-es-the'ze-ah) [Gr. *στραγγαλίζειν* to choke + *αἴσθησις* feeling]. Same as *zonesthesia*.

strangle (strang'l) [L. *strangula're*]. To choke, or to be choked, by compression of the windpipe.

strangles (strang'lz). An infectious disease of horses, characterized by a mucopurulent inflammation of the respiratory mucous membrane, and caused by the *Streptococcus equi*.

strangulated (strang'u-la-ted) [L. *strangula'tus*]. Congested by reason of constriction or hernial stricture. See *hernia*.

strangulation (strang-u-la'shun) [L. *strangula'tio*]. 1. Choking or throttling; arrest of respiration, due to occlusion of the air-passage. 2. Arrest of the circulation in a part, due to compression.

strangury (strang'u-re) [Gr. *στραγξ* strangulation + *οὖρον* urine]. Slow and painful discharge of the urine due to spasm of the urethra and bladder.

strap (strap). 1. A band or slip, as of adhesive plaster, used in attaching parts to each other. 2. To bind down tightly. **crib s.**, a strap to be placed around the neck of a horse to prevent cribbing by compressing the windpipe. **Wyman's s's**, a set of straps for keeping a violently insane person in bed.

strapping (strap'ing). The application of strips by adhesive plaster, one overlapping the other, so as to cover a part and make pressure upon it.

Strassburg's test (strahs'boorgz) [Gustav Adolf *Strassburg*, German physiologist, born 1848]. See under *tests*.

stratification (strat"if-ik-a'shun) [L. *stra'tum* layer + *fac'ere* to make]. Disposal in layers.

stratified (strat'if-īd). Disposed in layers.

stratiform (strat'if-orm) [L. *stra'tum* layer + *for'ma* form]. Having the form of strata.

stratum (stra'tum), pl. *stra'ta* [L.]. A layer or set of layers, as in the epidermis. **s. albocine'-**

reum, a twofold layer of white and gray matter within the striatum. **s. al'bum profun'dum** [B N A], a layer of white matter between the corpora quadrigemina and the central gray layer of the cerebral aqueduct. **Arlt's s.** See *stratum reticulatum.* **s. bacillo'rum,** the layer of rods and cones in the retina. **s. cine'reum,** the uppermost of the three layers of the corpus quadrigeminum. **s. compac'tum,** the superficial layer of the decidua basalis. **s. cor'neum** [B N A], the outermost or horny layer of the epidermis. See *skin.* **s. cor'neum un'guis,** the horny layer of the nail. **s. cylin'dricum,** stratum malpighii. **s. denta'tum,** stratum malpighii. **s. disjunc'tum,** a layer of partially detached cells on the free surface of the stratum corneum. **s. dorsa'le,** one of the layers representing the prolongation of the tegmentum beneath the posterior part of the optic thalamus. **s. fibro'sum** [B N A], the outer layer of the capsular ligament of a joint. **s. filamento'sum,** stratum malpighii. **s. gangliona're,** the nerve-cell layer, or second layer from within, of the retina. **s. gelatino'sum,** the innermost of the four layers of the olfactory lobe. **s. germinati'vum un'guis** [B N A], the germinative layer of the nail. **s. glomeru'lo'sum,** one of the four layers of the olfactory lobe. **s. granulo'sum** [B N A]. 1. The innermost but one of four layers of the epidermis. See *skin.* 2. Either one of the granular layers of the retina. 3. One of the layers of the cortex of the cerebellum. See *retina.* 4. The layer of dentin of a tooth immediately beneath the cement. **s. gris'eum centra'le** [B N A], the central gray layer of tegmentum **s. gris'eum collic'uli superio'ris** [B N A], the gray layer of the superior colliculus. **s. interme'dium,** the layer of cells of the enamel-organ of a tooth just outside of the ameloblast-layer **s. interoliva're lemnis'ci** [B N A], the interolivary layer of lemniscus **s. lacuno'sum,** a layer of the hippocampus major above the stratum radiatum, consisting of reticulated neuroglia. **s. lemnis'ci,** the lowermost of the three layers of the corpus quadrigeminum. **s. lu'cidum,** the outermost but one of the four layers of the epidermis. See *skin.* **s. malpig'hii,** the rete mucosum or prickle-cell layer; the innermost of the four layers of the skin. Called also *s mucosum* and *s. spinosum.* See *skin.* **s. molecula're,** the molecular layer of the cerebral cortex. **s. muco'sum.** See *s. malpig'hii.* **s. nuclea're,** stratum granulosum of the retina. **Oehl's s.,** the stratum lucidum. See *skin.* **s. olfacto'rium,** one of the four layers of the olfactory lobe. **s. op'ticum,** the middle, or second, of the three layers of the corpus quadrigeminum **s. o'riens,** the layer of polymorphic cells of the hippocampus. **s. papilla're,** the outer layer of the corium. **s. pigmen'ti ret'inæ,** the outer pigment layer of the retina. **s. profun'dum,** the layer of the inferior colliculus which immediately surrounds the central gray matter. **s. pyramida'le,** the innermost layer but one of the strata of the human brain-cortex. **s. radia'tum,** a layer of the hippocampus major, crossed at right angles to its surfaces by the processes of large pyramidal cells which lie along its border. **s. reticula're.** See *tunica propria,* 3d def. **s. reticula'tum.** a network of fibers which connects the occipital lobe with the thalamus. **s. spino'sum.** See *s. malpig'hii.* **s. spongio'sum,** the middle layer of the decidua. **s. subcuta'neum,** the subcutaneous connective tissue. **s. suprapyramida'le,** the molecular layer; the principal layer of the cortical brain substance, chiefly developed in the cornu anterioris. **s. synovia'le** [B N A], the lining membrane of the capsular ligament of a joint. **s. vascula're,** the muscular wall of the uterus between the mucous and peritoneal surfaces. **s. zona'le** [B N A]. 1. A stratum of white nerve-fibers covering the ventricular surface of the optic thalamus. 2. The most superficial of the layers of the superior colliculus.

Straus's sign (strows') [Isador *Straus,* French physician, 1854–1896]. See under *sign.*

Strauss's reaction, sign, etc. (strows'ez) [Hermann *Strauss,* physician in Berlin, born 1868]. See *reaction, sign,* etc.

strawberry-cream blood. The appearance of the blood in lipemia.

strawberry-tongue (straw'ber-e). See *tongue.*

straw-itch. See under *itch.*

streak (strēk). Any line, stripe, or trace. **angioid s's,** pigment striæ appearing in the retina after hemorrhage. **s.-culture.** See *culture.* **germinal s.** Same as *primitive s.* **Knapp's s's,** lines resembling blood-vessels seen occasionally in the retina after hemorrhage. **medullary s.,** the neural, or medullary, groove. See *groove.* **meningitic s.** Same as *tache cérébrale.* **primitive s.,** a faint white trace at the aftermost end of the germinal area, formed by an aggregation of cells, and constituting the first indication of the development of the blastoderm.

stream (strēm). A current or flow of water or other fluid **axial s.,** the central core of the blood stream composed of accumulated red blood-corpuscles and surrounded by a layer of plasma.

stremma (strem'ah) [Gr. στρέμμα a twist]. A sprain.

strengthening plaster. See *plaster.*

strephotome (stref'o-tōm) [Gr. στρέφειν to twist + τέμνειν to cut]. An instrument like a corkscrew for invaginating the hernial sac.

strepitus (strep'it-us) [L.]. A noise; a sound heard on auscultation.

streptocemia (strep-tis-e'me-ah). Streptococcemia.

strepto-angina (strep-to-an'jin-ah) [*streptococcus* + *angina*]. A pseudomembranous deposit in the throat due to a streptococcus.

streptobacillus (strep"to-bas-il'us) [Gr. στρεπτός twisted + *bacillus*]. A variety of bacillus in the form of twisted chains of rods. One variety has been found in typhus fever. **S. pellag'ræ,** an organism which Tizzoni claims is the cause of pellagra. **S. pseudotuberculo'sis roden'tium,** the *Bacil'lus pseudotuberculo'sis.*

streptobacteria (strep"to-bak-te're-ah) [Gr. στρεπτός twisted + *bacteria*]. A group including those bacteria (*Streptothrix,* etc.) which are linked together into twisted chains.

streptobacterin (strep-to-bak'ter-in). The bacterial vaccine prepared from streptococci.

streptococcal (strep-to-kok'al). Pertaining or due to a streptococcus.

Streptococceæ (strep"to-kok-a'se-e). A tribe of the family Coccaceæ. It includes the following genera Diplococcus, Leuconostoc, Streptococcus, and Staphylococcus

streptococcemia, streptococcæmia (strep"to-kok-se'me-ah) [*streptococcus* + Gr. αἷμα blood]. The presence of streptococci in the blood, streptococcus infection.

streptococcic (strep-to-kok'sik). Streptococcal.

streptococcicosis (strep-to-kok-sik-o'sis). A general term for all streptococcal infections.

streptococcolysin (strep"to-kok-ol'is-in). Same as *streptolysin.*

Streptococcus (strep-to-kok'us) [Gr. στρεπτός twisted + κόκκος berry]. A genus of microörganisms of the family *Coccaceæ* including those spherical bacteria whose cells occur in chains. They are found associated in a great variety of pathologic conditions, among which are erysipelas, focal infections, ulcerative endocarditis, puerperal fever, septic sore throat, certain form of enteritis, rheumatic fever, and bronchopneumonia. The streptococci are now divided into two classes: *a,* the *hemolytic s.* (type alpha) which produce a clear zone of hemolysis around the colonies on blood-agar plates; and *b,* the green-producing streptococcus

(*Streptococcus viridans*) which produce a greenish zone about the colony on blood-agar plates. **S. ac'idi lac'tici,** a variety which precipitates casein from milk and produces lactic acid; in long rows of non-motile cells. **S. agalac'tiæ contagio'sæ.** Same as *S. masti'tidis sporad'icæ.* **S. al'bus,** a saprophytic species from water. **S. ambra'tus,** the microbe which causes the pneumonia of calves: made up of cocci arranged in filaments. **S. angino'sus,** a form of *S. lon'gus.* **anhemolytic s.,** any streptococcus which does not hemolyze red blood-corpuscles. **S. aphthic'ola,** a species from the blood, skin, and secretions of animals and men affected with foot-and-mouth disease. **S. articulo'rum,** a species from diphtheric mucous membranes, in long chains of large cocci: in rabbits it produces a fatal joint disease. **S. aureola'tus,** a microorganism derived from a patient infected with the poison of horse colic. **S. bom'bycis,** the species which causes flacherie in silk-worms: in oval cells, single, paired, or in short rows. **S. bre'vis,** a form found in the mouth, especially in inflammatory conditions, and occurring in short chains It is probably not pathogenic. **S. cadav'eris,** a saprophytic species from the liver of the cadaver of yellow fever **S. cardio-arthrit'idis,** an organism isolated from blood and throat cultures of patients with rheumatic fever. A therapeutic serum prepared from the organism has been used in rheumatic fever and chronic arthritis **S. charr'ini,** the specific microorganism of contagious anthrax of rabbits: in long chains of oval or spheric cocci. **S. cinnaba'reus,** a form from air, water, and red milk; in large, spheric cocci, often forming pairs or tetrads it produces a reddish pigment. **S. citrov'orus,** a form found in sour milk and in "starters." **S. co'li grac'ilis,** a form from meconium and from the feces of carnivora **S. conglomera'tus,** a pathogenic species from patients with scarlatina **S. corona'tus,** a saprophytic species from air. **S. cory'zæ contagio'sæ equo'rum,** a form from the contagious coryza (strangles) of horses, in undulating chains made up of pairs or groups of non-motile, oval cocci. **S. diffu'sus,** a species causing a clouding of the fluid when cultivated on bouillon. **S. dis'sei,** a pathogenic form from the blood of a Japanese affected with syphilis, in chains of spheric encapsulated cocci, mostly non-motile. **S. endocardit'icus,** a pathogenic species in chains or loops of small cocci from ulcerative endocarditis **S. enter'itis,** enteritis produced by streptococci. In the acute form it resembles cholera, and in the chronic form, typhoid fever. **S. e'qui.** Same as *S. cory'zæ contagio'sæ equo'rum.* **S. equi'nus,** a species found in the intestines of horses and cows. **S. erysipel'atis,** the specific microorganism of erysipelas. It is found in the lymph-passages of the skin in pairs and chains of minute cocci. **S. fæca'lis,** a species found in the intestines in endocarditis, chronic cystitis, etc **Fehleisen's s.,** Streptococcus erysipelatis. **S. fermen'ti,** a variety producing the ropy condition of wine by causing viscous fermentation. **S. flexuo'sus,** a species from the mouth and from the pus of erysipelas: in serpentine chains of oval or spheric cells. **S. gallina'rum,** a species causing apoplectiform septicemia in chickens. **S. gigan'teus ure'thræ,** a form from the healthy urethra and from urine: in long, twisted chains of large round cocci. **S. hæmatosa'prus,** a species seen in spheric cells from putrefying blood. **S. havanien'sis,** a species from the vomit of yellow fever: not known to be pathogenic. **hemolytic s., s. hæmolyt'icus,** any streptococcus which is capable of hemolyzing red blood-corpuscles, or of producing a zone of hemolysis about the colonies on blood-agar. The great majority of streptococci found in pathologic processes belong to this type. **S. hollan'dicus,** a zymogenic species from ropy milk. **S. hydrophobo'rum,** a species seen in chains of spheric cocci from the brains of animals affected with rabies. **S. impetig'inis,** a species from the vesicles of impetigo contagiosa. It is pathogenic for mice. **S. insecto'rum,** a pathogenic species from diseased insects. **S. involu'tus,** a species found in cattle affected with foot-and-mouth disease, but probably not pathogenic. **S. ko'chii,** a species from rabbits with artificial septicemia. **S. lac'ticus,** a species found commonly in naturally soured milk. It has been called also *Bacillus lactici acidi, Bacterium lactis, B. lactis acidi, B. guntheri, Streptococcus acidi lactui,* and *Streptococcus lacticus.* **S. laugh'lini,** a species from cases of dengue: seen in chains of capsulated spheric cocci. **S. leb'inis,** Streptococcus acidi lactici. **S. liquefa'ciens,** a species from the liver of yellow-fever cadavers. **S. lon'gus,** a non-motile species seen as small cocci in long chains. It includes the many varieties, such as *Streptococ'cus pyog'enes, S. erysipel'atis, S. articulo'rum, S. sep'ticus,* and *S. septicopyæ'micus.* **S. lu'cæ,** a pathogenic species from soft chancre: seen in chains of minute cocci. It is also known as *Bacil'lus ul'ceris cancro'si* **S. margarita'ceus,** a species from putrid blood. in loose chains of spheric cells. **S. masti'tidis sporad'icæ,** a species found in the mastitis of cattle. **S. meningit'idis.** Same as *Neisseria meningitidis.* **S. mesenterioi'des,** a species found in beets and sugar solutions, occurring in the form of cocci inclosed in a capsule and arranged in chains. It causes the dextrin fermentation of cane-sugar. **S. mirab'ilis,** a saprophytic species from sewage. **S. mit'ior,** a species found in endocarditis lenta. **S. monomor'phus,** a species from pharyngeal ulcers **S. morbillo'sus,** a species from measles, in large, spheric cocci. **S. muco'sus,** a capsulated species found in a case of tubo-ovarian abscess with peritonitis. It causes mucous exudations in animals. **s. mu'ris ratti,** a species found in some cases of rat-bite fever. **S. nocar'di,** a pathogenic species from cows and goats affected with chronic infectious inflammation of the udder. **S. no'mæ,** a species from cases of noma. seen as cocci **S. ochroleu'cus,** a chromogenic species from the urine, occurring as single or paired cocci or in chains. **s. of Ostertag,** a species causing vaginitis verrucosa in cattle. **S. peritonit'idis e'qui,** a pathogenic species from horses which died of peritonitis. **S. pernicio'si psittaco'rum, S. psit'taci,** a pathogenic species from disease of gray parrots, found in the heart and lungs in the form of cocci in chains **S. pneumo'niæ.** Same as *Diplococcus lanceolatus.* **S. pyo'genes,** the name for a group of pus-forming microorganisms from various suppurative processes, in chains of cocci. **S. pyo'genes malig'nus,** a pathogenic form from necrotic foci in the spleen of leukemia; closely resembling *S. erysipel'atis* **s. rheumat'icus,** a variety which appears to be associated with rheumatic fever. **S. rindfleisch'ii,** a species from the blood in mycosis fungoides, in the form of colorless cells in chains. **S. saliva'rius,** a species found in the saliva and in the alimentary tract in malignant endocarditis and certain terminal infections **S. scarlati'næ,** the causative agent in scarlet fever. **S. seifer'ti,** a species from the nasal mucus and sputum of influenza, in long chains of oval cells. **S. sep'ticus,** a pathogenic species from foul earth· seen in chains or pairs of cocci. **S. sep'ticus liquefa'ciens,** a pathogenic species from blood of septic poisoning after scarlatina: seen in pairs or chains of round cocci. **S. septopyæ'micus,** a pathogenic form from cases of phlegmonous angina. **S. suspec'tus,** a species from blood and spleen of cattle affected with hematuria: seen as colorless, spheric cells. **S. toxica'tus,** a species from an infusion of *Rhus toxicoden'dron:* said to produce one of the poisons of poison-ivy. **S. tropica'lis,** a species found in dermatitis cupoliformis (Castellani, 1916). **S. tyro'genes,** a

species found in ripe cheese. **S. u'reæ**, a species from air and from stale urine; cocci in chains, wreaths, or pairs: it changes urea into ammonium carbonate. **S. u'reæ liquefa'ciens**, a zymogenic form from urine. **S. va'riāns**, a species from water, producing a green pigment. **S. varicel'læ**, a species from the blood and lymph of chicken-pox: in loose chains of round cocci. **S. vari'olæ**, a pathogenic species from the blood and lymph of small-pox and from the lymph of cow-pox: in loose chains of spheric cocci. **S. vermifor'mis**, a species from water, producing a green pigment. **S. viniper'da**, a species from spoiled wine. **S. vir'idans**, a species which produces a narrow green zone when grown upon blood-agar. It is non-hemolyzing and is found in cases of endocarditis lenta. **S. weis'sii**, a pathogenic species from the lungs of cattle with infectious pneumonia; it occurs in encapsulated cocci, single, paired, or in short chains. **S. zymo'genes**, a species from the blood in acute endocarditis.

streptocolysin (strep-to-kol'is-in). A hemolysin destructive to streptococci, formed when virulent streptococci are grown in blood-serum.

streptocyte (strep'to-sīt) [Gr. στρεπτός twisted + κύτος cell]. An amebiform body occurring in bead-like strings from the vesicles of foot-and-mouth disease.

streptodermatitis (strep"to-der-mat-ī'tis). Dermatitis produced by streptococci

streptoleukocidin (strep"to-lu-ko-si'din). A toxin from streptococcus cultures which is destructive to leukocytes.

streptolysin (strep-tol'is-in). Same as *streptocolysin*.

streptomycosis (strep"to-mi-ko'sis) [Gr. στρεπτός twisted + μύκης fungus] A diseased condition due to a streptococcus.

Streptopus amplexifo'lius (strep'to-pus) [Gr. στρεπτός twisted + πούς foot]. A liliaceous plant, the seeds of which afford a popular astringent gargle the root is used in salads.

streptosepticemia (strep"to-sep-tis-e'me-ah) [*streptococcus* + *septicemia*]. Septicemia due to a streptococcus.

streptothricial (strep-to-thrish'al). Pertaining to or caused by streptothrix.

streptothricosis (strep-to-thri-ko'sis). Infection with streptothrix. See *nocardiasis*.

Streptothrix (strep'to-thriks) [Gr. στρεπτός twisted + θρίξ hair]. A genus of schizomycetes in the form of slim, elongated filaments inclosed in a sheath. This genus is now given the name of *Nocardia*. **S. actinom'yces**. Same as *Actinom'yces bo'vis*. **S. al'ba**, a form said to cause actinomycosis. **S. bronchit'idis**, a species producing gangrenous bronchitis. It resembles *Actinom'yces bo'vis*, excepting that the ends of the rays are not knobbed. **S. cap'ræ**, a pathogenic species causing a sort of tuberculosis in horses, and abscesses when injected into guinea-pigs and rabbits. **S. cunic'uli**, a species from the intestine of the pig, producing local necrosis. **S. eppinge'ri**, a pathogenic species from a brain-abscess. **S. farcin'ica**, a pathogenic species from cattle-farcy: non-motile, and made up of branching threads in lens-shaped colonies. **S. förste'ri**, occurs in concretions found in the lacrimal ducts. **S. fre'eri**, a species isolated from cases of mycetoma in the Philippines. **S. hoffman'ni**, a species that occurs in the air, causing abscesses in guinea-pigs and rabbits. **S. isra'eli**, a species found in actinomycosis of man. It resembles *Actinom'yces bo'vis*. **S. leproi'des**, a species found in leprous nodules. **S. mad'uræ**, an organism from madura-foot, or the fungus-foot of India, by some identified with *Actinom'yces bo'vis*, but probably distinct from it. **S. mu'ris rat'ti**, a species found in certain cases of rat-bite fever. **S. pro'teus**, a pathogenic species causing a sort of actinomycosis in man, and septicemia and pseudotuberculosis when injected into mice. **S. pseudotuberculo'sa**, a pathogenic species from a consolidated and caseous lung. **S. of Rosenbach**, a species found in an indolent dermatitis of the fingers and much resembling *Cladothrix asteroides*.

streptotrichal (strep-tot'rik-al). Pertaining to or caused by streptothrix.

streptotrichiasis (strep"to-trik-ī'as-is). Same as *streptotrichosis*.

streptotrichosis (strep-to-tri-ko'sis). A diseased condition resembling actinomycosis, caused by streptothrix.

stress (stres). Forcibly exerted influence; pressure. In dentistry the pressure of the upper teeth against the lower in mastication.

stretcher (stretsh'er). A litter for carrying the sick or injured.

stria (stri'ah), pl. *stri'æ* [L.]. A streak or line. **acoustic striæ**, white, transverse lines across the floor of the fourth ventricle, which are connected with the roots of the auditory nerve. Called also *medullary s.*, *auditory s.*, and *s. acusticæ*. **s. of Amici**, Dobie's lines; the lines which mark or separate the alleged disks of sarcous matter from each other. **s. atro'phicæ**, the lineæ albicantes of pregnancy· white lines on the abdomen produced by atrophy of the skin. **auditory s.** See *acoustic s* **s. of Baillarger.** See *Baillarger's layer*, under *layer*. **brown s.**, Retzius' parallel stria. **s. cu'tis disten'sæ**, the wrinkled-like appearance of the skin after abnormal distention. due to tears in the cutis. **s. for'nicis.** See *s. pinealis*. **s. of Gennari.** See *line of Gennari*. **s. gravida'rum**, the striæ seen upon the abdomen of pregnant women; striæ atrophicæ. **Knapp's s.**, streaks sometimes seen in the retina after hemorrhage. **s. lancisi'i, s. longitudina'les**, slender bundles of nerve-fibers along the dorsal surface of the corpus callosum in the floor of the longitudinal fissure; called also *striæ of Lancisi* and *nerves of Lancisi*. **s. malleola'ris** [B N A], a stripe on the membrana tympani from the malleolar prominence to the umbo, caused by the handle of the malleus. **s. media'le.** Same as *s. lancisii*. **medullary s.** 1. See *acoustic s.* 2. See *s. pinealis*. **meningitic s.** Same as *tache cérébrale*. **s. olfacto'ria** [B N A], any one of three white stripes extending backward from the olfactory trigone. **s. pinea'lis**, either of two white lines in the third ventricle, extending from the peduncle of the pineal body to the inner side of the tubercle of the thalamus. Called also *tænia fornicis* and *tænia thalami*. **Retzius' parallel s.**, brown lines crossing the enamel-prisms, seen on cutting the enamel. **Schriger's s.**, darkish, irregular lines crossing the enamel-rods and striæ of Retzius of the tooth-enamel. **s. semicircula'ris.** See *s terminalis*. **s. termina'lis** [B N A], a band of fibers forming a correlation tract between the nucleus amygdalæ of the lateral olfactory area and the medial olfactory area. Called also *terminal stria*, *stria semicircularis*, and *tænia semicircularis*. **s. vascula'ris** [B N A], the layer of fibrous vascular tissue that covers the outer wall of the scala media. **s. ventric'uli ter'tii**, stria pinealis.

striatal (stri-a'tal). Pertaining to the corpus striatum. **s. syndrome.** See *Hunt's syndrome*, under *syndrome*.

striate, striated (stri'āt, stri'a-ted) [L. *stria'tus*]. Striped; provided with striæ. **s. body.** See *corpus striatum*.

striation (stri-a'shun) [L. *stri'a*]. 1. The quality of being streaked. 2. A streak or scratch; also a series of streaks or scratches. **Baillarger's s's.** See *Baillarger's lines*, under *line*. **tabby-cat s., tigroid s.**, striations or markings on muscle tissue that has undergone marked fatty degeneration. It is seen especially in degenerated heart muscles; tabby-cat striation.

striatum (stri-a'tum) [L. "grooved"]. The corpus striatum.

stricture (strik'tūr) [L. *strictu'ra*]. The abnormal narrowing of a canal, duct, or passage, either from cicatricial contraction or the deposit of abnormal tissue. **annular s.**, a ring-like obstruction around the walls of an organ. **bridle-s.**, a fold of membrane stretched across a canal, and partially closing it. **cicatricial s.**, one which follows a wound or sore, producing cicatricial contraction. **contractile s.**, one which may be mechanically dilated, but which soon returns to its contracted condition. Called also *recurrent s.* **false s.** Same as *spasmodic s.* **functional s.** See *spasmodic s.* **hysteric s.**, spasmodic stricture of the esophagus seen in hysteric subjects. **impermeable s.**, one that does not permit the passage of an instrument. **irritable s.**, one in which the passage of an instrument produces severe pain. **organic s.**, a stricture due to a structural change in or about a canal, as the deposit of adventitious tissue, plastic inflammation, or neoplasmic growths. **permanent s.**, organic stricture. **recurrent s.** See *contractile s.* **spasmodic s.**, **spastic s.**, one that is due to muscular spasm. Called also *false s.*, *functional s.*, and *temporary s.* **temporary s.** See *spasmodic s.*

stricturotome (strik'tūr-o-tōm) [L. *strictu'ra* stricture + Gr. τέμνειν to cut]. A knife for cutting strictures.

stricturotomy (strik-tu-rot'o-me). The cutting of a stricture.

stridor (stri'dor) [L.]. A harsh, high-pitched sound like the whistling of wind. **congenital s.**, infantile respiratory spasm. **s. decu'tium**, the noise made by grinding the teeth. **s. den'tium**, grinding of the teeth. **laryngeal s.**, congenital stridor. **s. serrat'icus**, a sound like that made by filing a saw, caused by respiration through a tracheotomy tube.

stridulous (strid'u-lus) [L. *strid'ulus*]. Attended with stridor; shrill and harsh in sound.

string-galvanometer. See *galvanometer.*

string-halt (string). Sudden and extreme flexion of the back of a horse, producing a jerking motion of the hind leg in walking.

striocellular (stri-o-sel'u-lar) [L. *stri'a* streak + *cellular*]. Composed of striated muscle-fibers and cells.

striospinoneural (stri"o-spi-no-nu'ral) Pertaining to the corpus striatum, the spinal cord, and the nerves: a term applied to a system of nerve-fibers.

strip (strip) To press the contents from a canal, such as the urethra, by running the finger along it.

stripe (strīp). A streak or stria. **Baillarger's s's.** See *Vicq d'Azyr's s's.* **Gennari's s's.** See *Vicq d'Azyr's s's.* **Hensen's s.** 1. A band near the middle of the under surface of the membrana tectoria of the ear. 2. A slightly stainable central section in certain insect muscles. **Vicq d'Azyr's s's**, the third and fifth stripes from within outward of the cortex of the cerebellum parallel to the surface. Called also *Baillarger's s's* and *Gennari's s's.*

strobila (stro-bi'lah), pl. *strobi'læ* [L.; Gr. στροβίλη twist] The entire adult tapeworm including the head, neck, and proglottides.

strobile (stro'bīl). See *strobila.*

strobiloid (stro'bil-oid). Resembling a row of tapeworm segments.

strobilus (stro-bi'lus) [L.; Gr. στρόβιλος cone]. Same as *strobila.*

stroboscope (stro'bo-skōp) [Gr. στρόβος whirl + σκοπεῖν to view]. An instrument on the principle of a zoetrope, for exhibiting the successive phases of animal movements.

stroboscopic (stro-bo-skop'ik). Pertaining to the stroboscope.

Stroganoff's or **Stroganov's treatment** (strogan'ofs) [Vasilii Vasilovich *Stroganov*, contemporary Russian obstetrician]. See *treatment.*

stroke (strōk). A sudden and severe attack, as of apoplexy or paralysis. **apoplectic s.**, an attack of apoplexy. **back-s.** 1. The recoil of the ventricles at the time the blood is forced into the aorta. 2. The influence which a peripheral organ of response exerts back upon the nerve center from which the response was generated. **s.-culture.** Same as *smear-culture.* See under *culture.* **heat s.**, a condition caused by exposure to excessive heat, natural or artificial. It may occur in one of three forms: (1) *thermic fever* or *sunstroke*, q. v.; (2) *heat exhaustion*, q. v., or more rarely *heat cramps*, q. v. **light-s.**, a fatal narcosis produced in sensitized mice by exposure to light **paralytic s.**, a sudden attack of paralysis from injury to the brain or cord. **sun-s.** See *sunstroke.*

stroma (stro'mah) [Gr. στρῶμα a covering]. The tissue which forms the ground-substance, framework, or matrix of an organ. **s. of the cornea**, the connective-tissue layer or substantia propria of the cornea. **s.-fibrin**, fibrin formed from the stroma of blood-corpuscles. **s. of ovary**, **s. ova'rii**, the connective tissue separating the graafian follicles of the ovary. **s. plexus**, a network formed by the ramifications of the nerves of the cornea within the substantia propria. It is made up of two parts, the *deep* stroma plexus (*primary plexus*, *fundamental plexus*), and a layer of finer fibers beneath the anterior limiting membrane, called *superficial* stroma plexus (*subbasal plexus*, *accessory plexus of Ranvier*). **s. of the red blood-corpuscles**, that part of the red blood-corpuscles which remains after the hemoglobin has been removed. **Rollet's s.** Same as *s of the red blood-corpuscles.* **s. vit'reum**, the framework of fibers composing the vitreous body of the eye.

stromal (stro'mal). Pertaining to stroma: stromatic.

stromatic (stro-mat'ik). Pertaining to or resembling stroma.

stromatolysis (stro-mat-ol'is-is) [*stroma* + Gr. λύσις dissolution]. Destruction of the enclosing membrane of a cell.

Stromeyer's splint (strom'i-erz) [Georg Friedrich Louis *Stromeyer*, German surgeon, 1804–1876]. See *splint.*

Stromuhr (strōm'oor) [Ger. "stream clock"]. Ludwig's instrument for measuring the velocity of the blood-flow (1867), a rheometer.

Strongyliasis (stron-jil-i'as-is). Strongylosis.

Strongylidæ (stron-ji'lid-e). A family of the Nematoda It contains the following genera: Ankylostoma, Eustrongylus, Metastrongylus, Necator, Œsophagostoma, Physaloptera, Strongylus, Trichostrongylus, and Triodontophorus.

Strongylinæ (stron-jil-i'ne). A sub family of the Strongylidæ which contains three genera. Strongylus, Metastrongylus, and Trichostrongylus.

Strongyloides (stron-jil-oi'dēz). A genus of nematodes (round worms) widely distributed in the intestinal contents of mammals. **S. intestina'lis**, a species of round worm, normally saprozoic, but sometimes found in the intestinal canal of man in tropical and subtropical countries, where it may cause an intermittent diarrhea with digestive disturbance and catarrh of the small intestine. Called also *Anguillula stercoralis.* **S. papillo'sus**, a species found in sheep, goats, rabbits, and rats. **S. rat'ti**, a species found in rats. **S. stercora'lis**, a species found in the feces of man.

strongyloidosis (stron-jil-oi-do'sis). Infection with strongyloides.

Strongyloplasmata (stron-jil-o-plas'mat-ah). Same as *Chlamydozoa.*

strongylosis (stron-jil-o'sis). Infection with worms of the genus *Strongylus.*

Strongylus (stron'jil-us), pl. *stron'gyli* [Gr. στρογγύλος round]. A genus of parasitic nematode worms of the family Strongylidæ. **S. equi'nus**, a worm parasitic in the intestines of horses; called also *palisade worm*. **S. fila'ria** causes the husk of sheep. **S. gibso'ni**, a species found in cattle and swine, and occasionally in man. **S. gi'gas**. See *Eustrongylus gigas*. **S. longivagina'tus**, a species found in the lungs of sheep, swine, and rabbits. **S. micru'rus** causes the disease hoose in calves. **S. paradox'us**. See *Metastrongylus apri*. **S. rena'lis**, Eustrongylus gigas. **S. sub'tilis**. See *Trichostrongylus instabilis*.

strontia, strontian (stron'she-ah, stron'shan). An earthy substance, strontium oxid, SrO.

strontium (stron'she-um) [*Strontian* in Scotland]. A dark yellowish metal: symbol, Sr; atomic weight, 87.63. **s. arsenite**, a compound, $Sr(AsO_2)_2.4H_2O$: used in malaria and chronic diseases of the skin. Dose, $\frac{1}{10}$–$\frac{1}{15}$ gr. (0.002–0.004 gm.). **s. bromid**, a clear, colorless, crystalline substance, $SrBr_2 + 6H_2O$. It is a gastric tonic, antinephritic, and antiepileptic: used like the other bromids. Dose, 10–60 gr. (0.666–4 gm.). **s. caffein-sulphonate**, a remedy said to be a valuable diuretic. **s. carbonate**, a white tasteless powder, $SrCO_3$. **s. dibromhebenate**, a colorless powder, $(C_{22}H_{41}Br_2O_2)Sr$ used as a substitute for bromids. **s. glycerophosphate**, a white salt, employed in phosphaturia, locomotor ataxia, etc. **s. iodate**, an insoluble salt. $Sr(IO_3)_2$ an alterative for use in various affections of the mucous surfaces. **s. iodid**, a colorless, transparent, crystalline compound, $SrI_2 + 6H_2O$: used like potassium iodid. It is said to be an antiseptic and teniacide. Dose, 5–60 gr. (0.333–4 gm.). **s. lactate**, a white, granular compound, $Sr(C_3H_5O_3)_2 + 3H_2O$, soluble in water and alcohol: used as an anthelmintic, in nephritis for reducing the albumin in the urine, and is a specific against tetany. Dose, 2–2½ dr. (8–10 gm.). **s. loretinate** (*basic*), a salt in bright, delicate needles, Sr.I O C_9H_4N SO_3. **s. loretinate** (*normal*), a salt, $Sr(I.OHC_9H_4N.SO_3)_2 + 2H_2O$, in orange-red crystals. **s. peroxid**, SrO_2, a white insoluble powder which gradually decomposes in water with the liberation of oxygen. **s. phosphate**, a salt, $Sr_3(PO_4)_2$, said to be antiseptic and teniacide, and to promote nutrition. **s. salicylate**, a salt, $(OH.C_6H_4.CO.O)_2Sr$, in white crystals, soluble in 40 parts of water and freely in alcohol. It is recommended in gout and in certain intestinal and rheumatic disorders. Dose, 5–15 gr. (0.3–1 gm.) in a capsule.

strophanthin (stro-fan'thin). A poisonous, white, crystalline glucosid, $C_{30}H_{34}O_{19}$, or a mixture of glucosids from strophanthus. It is soluble in water and alcohol, and is used as a heart tonic. It is very powerful, and should be employed with the utmost caution. Dose, $\frac{1}{16}$–$\frac{1}{16}$ gr. (0.0002–0.0003 gm.). **crystallized s.**, oubain from *Strophanthus gratus*.

strophanthone (stro-fan'thōn). A proprietary preparation of strophanthus seed.

Strophanthus (stro-fan'thus) [Gr. στρόφος cord + ἄνθος flower]. A genus of poisonous apocynaceous plants. The seeds of *S. his'pidus* and *S. kombé*, African shrubs, are used like digitalis, chiefly in heart disease. Dose of the tincture, 1–6 min. (0.066–0.4 c.c.); of the extract, ½–1 gr. (0.016–0.666 gm.). **brown s.**, S. hispidus. **green s.**, S kombé.

strophocephalus (strof-o-sef'al-us) [Gr. στρόφος twisted + κεφαλή head]. A fetal monster with portions of the head and face displaced.

strophocephaly (strof-o-sef'al-e). The condition of a strophocephalus.

strophulus (strof'u-lus) [L.]. A papular eruption of infants, called tooth-rash or gum-rash, of several varieties. **s. al'bus**, a variety known as white gum, or milium. **s. can'didus**, a variety of strophulus in which the papulæ are larger, are not inflamed, but have a smooth, shining surface, which gives them a lighter color than the cuticle near them. **s. confer'tus**, a variety with crowded papillæ. **s. intertinc'tus**, spotted strophulus, or red gum: a form in which the child's skin appears like cotton printed with red. **s. prurigino'sus**, a form characterized by intensely itching papules: seen chiefly in children. **s. volat'icus**, flying strophulus, or wildfire rash, a form characterized by a fugitive eruption.

structural (struk'tu-ral). Pertaining to or affecting the structure.

structural-functional (struk"tur-al-funk'shun-al). Pertaining to the structure and function of a part, as the brain.

struma (stru'mah) [L.]. 1. Scrofula. 2. Goiter. **s. aberra'ta**, goiter affecting an accessory thyroid gland. **adrenal s.**, suprarenal hyperplasia. **s. aneurysmat'ica**, vascular goiter in which the vessels are dilated. **s. colloi'des**, distention of the follicles of the thyroid gland with colloid secretion. **s. cys'tica os'sea**, cystic goiter with calcification. **s. fibro'sa**, thyroid enlargement caused by hyperplasia of the connective tissue. **s. follicula'ris**, parenchymatous goiter. **s. gelatino'sa**, colloid goiter. **s. lipomato'des aberra'ta re'nis**, hypernephroma. **s. lymphat'ica**, status lymphaticus. **s. malig'na**, cancer of the thyroid body. **s. nodo'sa**, adenoma of the thyroid gland. **s. parenchymato'sa**, enlargement of the thyroid gland due to follicular hyperplasia. **s. pituita'ria**, permanent enlargement of the pituitary body. **Riedel's s.**, benign granuloma of the thyroid; ligneous thyroiditis. **s. suprarena'lis**, a peculiar tumor of the suprarenal capsule, consisting mainly of fatty tissue. **thymus s.**, persistence of the thymus gland beyond the time when it usually atrophies. **s. vasculo'sa**, vascular goiter.

strumectomy (stru-mek'to-me) [*struma* + Gr. ἐκτομή excision] Surgical removal of a scrofulous gland or of a goiter. **median s.**, excision of a median goiter or an enlarged isthmus of the thyroid.

strumiform (stru'mif-orm) [L. *stru'ma* scrofula + *for'ma* shape]. Resembling struma.

strumiprivic (stru-mip-riv'ik). Strumiprivous.

strumiprivous (stru-mip-ri'vus) [L. *strumipri'vus; stru'ma* goiter + *pri'vus* deprived]. Caused by the removal of the thyroid gland. See *cachexia*.

strumitis (stru-mi'tis). Inflammation of a thyroid gland affected with goiter. **eberthian s.**, strumitis due to infection with the typhoid bacillus.

strumoderma (stru-mo-der'mah). Same as *scrofuloderma*.

strumosis (stru-mo'sis). The state of being strumous.

strumous (stru'mus) [L. *strumo'sus*]. Scrofulous: affected with or of the nature of scrofula.

Strümpell's disease, sign, etc. (strim'pelz) [Adolf von *Strümpell*, physician in Leipsic, 1853–1925]. See *disease, sign*, etc.

Strümpel-Marie disease. Rhizomelic spondylosis.

Strunsky's sign (strun'skē) [Max *Strunsky*, New York orthopedic surgeon]. See under *sign*.

Struve's test (stru'vez) [Heinrich *Struve*, physician in St. Petersburg]. See under *tests*.

struvit calculus or **stone** (stroo'vit). See under *calculus*.

struxin (strux'in). A white crystalline slightly bitter alkaloid, $C_{21}H_{30}N_2O_4$, obtained from deteriorated nux-vomica seeds.

strychnia (strik'ne-ah). Same as *strychnin*.

strychnicin (strik'nis-in). A white, crystalline, slightly poisonous alkaloid obtained from a variety of *Strychnos nux vomica* grown in Java.

strychnin (strik'nin) [L. *strychni'na, strychni'num, strych'nia*]. A white, crystalline, bitter, and

poisonous alkaloid, $C_{21}H_{22}N_2O_2$, found most abundantly in the seeds of *Strychnos nux vomica* of the West Indies and in the beans of *S. ignatii* of the Philippine Islands. It is highly poisonous, producing excessive irritability of the spinal cord, and this results in convulsions. Dose, $\frac{1}{64}$–$\frac{1}{32}$ gr. (0.001–0.005 gm.). Pure strychnin is less often prescribed than its salts; the hydrochlorid, sulphate, nitrate, citrate, and phosphate are those principally employed. The dose of these is the same as that of uncombined strychnin. See *poisons, table of.* **s. arsenite,** a soft, white, crystalline powder: tonic and diuretic; useful in tuberculosis, malaria, dyspepsia, and skin diseases. It has been used in cases of snake-bite. Dose, $\frac{1}{60}$–$\frac{1}{32}$ gr. (0.001–0.005 gm). **s. citrate,** occurs in the iron and strychnin citrate of the U. S. P., which contains 1 per cent. of strychnin. **s. glycerophosphate,** a white powder. Dose, $\frac{1}{10}$ gr. (0.0015 gm.). **s. hydrid,** an agent in almost every respect opposite in its effects to the other preparations of strychnin. **s. hydrochlorid,** a crystalline salt, $C_{21}H_{22}N_2O_2.HCl + 2H_2O$ used in a 1 per cent. solution (*li'quor strychni'næ hydrochlor'idi*). **s. hydroiodate,** a salt, $C_{21}H_{22}N_2O_2.HIO_3$, occurring in colorless crystals, soluble in water. It is used in paralysis and anesthesia, and as a tonic. Subcutaneous dose, $\frac{1}{60}$–$\frac{1}{32}$ gr. (0.001–0.005 gm). **s. hypophosphite,** a salt recommended for use in typhoid fever. **s. iodate,** a salt of strychnin. Maximum hypodermic dose, 1 gr (0.066 gm). **s. nitrate,** a salt, $C_{21}H_{22}N_2O_2\,HNO_3$: used for dipsomania. **saccharinated s.,** a mixture of 64.6 per cent. of strychnin and 35.4 per cent. of saccharin. **s. sulphate,** a white, crystalline salt, $(C_{21}H_{22}N_2O_2)_2.H_2SO_4 + 5H_2O$ it is more employed than any other of the strychnin salts **s. valerate,** a white crystalline powder. Dose, $\frac{1}{40}$ gr. (0.0015 gm.).

strychninism (strik'nin-izm). A toxic condition due to the misuse of strychnin. See *poisons, table of.*

strychninization (strik"nin-iz-a'shun). The act of bringing under the influence of strychnin.

strychninomania (strik"nin-o-ma'ne-ah) [*strychnin* + Gr. *μανία* madness]. Insanity due to strychnin poisoning.

strychninum (strik-ni'num). 1. Strychnin. 2. A homeopathic preparation of strychnin.

strychnism (strik'nizm). Poisoning by strychnin.

strychnize (strik'nīz). To put under the influence of strychnin.

Strychnos (strik'nos) [Gr. *στρύχνος* nightshade]. A genus of loganiaceous tropical trees. See *curare, hoang-nan, Ignatia, nux vomica,* and *strychnin.*

stuck-finger. Trigger-finger. See under *finger.*

students' placenta (stu'dentz). See *placenta.*

stump (stump). The distal end of the part of the limb left in amputation. **conical s.,** a cone-shaped amputation stump due to undue retraction of the muscles; called also *sugar-loaf stump.*

stump-foot. Club-foot.

stump root. 1. See *finger-and-toe disease,* under *disease.* 2. See *Plasmodiophora.*

stun (stun). To knock senseless; to render unconscious by a blow or other force; to daze.

stupe (stūp) [L. *stu'pa* tow]. A cloth, sponge, or the like, for external application, charged with hot water, wrung out nearly dry, and then made irritant or otherwise medicated.

stupefacient, stupefactive (stu-pe-fa'shent, stu-pe-fak'tiv) [L. *stupefa'ciens*]. Narcotic or soporific.

stupemania (stu-pe-ma'ne-ah) [L. *stu'por* stupor + Gr. *μανία* madness]. Stuporous insanity.

stupor (stu'por) [L.]. Partial or nearly complete unconsciousness. **anergic s.,** a form of dementia in which the patient is quiet, listless, and nonresistant. **delusional s.,** stuporous insanity or acute dementia. **epileptic s.,** stupor following an epileptic convulsion, called also *postconvulsive s.* **lethargic s.** Same as *trance.* **postconvulsive s.** See *epileptic s.*

stuporose (stu'por-ōs). Stuperous.

stuporous (stu'por-us). Affected with or characterized by stupor.

stupp (stup). A poisonous kind of soot which accumulates in the condensers of mercury smelters. It contains metallic mercury in a finely divided condition.

sturdy (stur'de). Staggers in sheep.

sturin (stu'rin) [L. *stu'rio* sturgeon]. A protamin, from the spermatozoa of the sturgeon: it is an active bactericide.

Sturm's interval (sturmz) [Johann Christoph *Sturm,* 1635–1703] See *focal interval,* under *interval.*

stuttering (stut'er-ing). A variety of faltering and interrupted speech characterized by difficulty in enunciating and joining together syllables; partial *alalia syllabaris,* or *anarthria* **labiochoreic s.** Same as *labiochorea* **urinary s.,** interruption of the flow during urination.

Stuttgart disease. Typhus fever of dogs

sty, stye (sti) [L. *horde'olum*]. Inflammation of one or more of the sebaceous glands of the eyelids. **meibomian s.,** inflammation of a meibomian gland at the posterior surface of the lid. **zeissian s.,** inflammation of a zeissian gland occurring at the edge of the lids.

stycosis (sti-ko'sis). The presence of calcium sulphate in the organs of the body, especially the lymph-glands.

style, stylet (stīl, sti'let) [L. *sty'lus;* Gr. *στῦλος* post] 1. A wire run through a catheter or cannula to render it stiff or to clear it. 2. A slender probe; stilet.

styliform (sti'lif-orm) [L *sty'lus* bodkin + *for'ma* shape]. Resembling or shaped like a bodkin

styliscus (sti-lis'kus) [L.; Gr. *στυλίσκος* pillar]. A slender cylindric tent

stylo- [L. *sty'lus* pen]. A prefix implying some relation to the styloid process of the temporal bone.

stylo-auricularis (sti"lo-aw-rik-u-la'ris). See in *table of muscles,* under *muscle.*

styloglossus (sti-lo-glos'us) [*styloid process* + Gr. *γλῶσσα* tongue]. See *muscles, table of.*

stylohyal (sti-lo-hi'al). Pertaining to the styloid process and the hyoid bone.

stylohyoid (sti-lo-hi'oid) Pertaining to the styloid process and to the hyoid bone; also pertaining to the stylohyoid muscle

stylohyoideus (sti"lo-hi-oid'e-us). See *muscles, table of.* **s. al'ter,** an occasional muscular slip from the styloid process to the lesser cornu of the hyoid bone: it may replace the stylohyoid ligament.

styloid (sti'loid) [L. *sty'lus* pen + Gr. *εἶδος* form]. Resembling a pen, or stylus, long and pointed. **s. process.** See under *process.*

styloiditis (sti-loi-di'tis) Inflammation of tissues about the styloid process, especially an irritation of the nerve due to rubbing against the styloid process.

stylolaryngeus (sti"lo-lar-in'je-us). That portion of the stylopharyngeus muscle which is inserted into the thyroid cartilage and the epiglottis.

stylomandibular (sti"lo-man-dib'u-lar) Pertaining to the styloid process and the inferior maxillary bone.

stylomastoid (sti-lo-mas'toid). Pertaining to the styloid and mastoid processes.

stylomaxillary (sti-lo-maks'il-a-re). Pertaining to the styloid process and to the inferior maxilla.

stylomyloid (sti-lo-mi'loid) [L. *sty'lus* pen + Gr. *μύλη* mill + *εἶδος* form]. Pertaining to the styloid process and to the region of the molar teeth.

stylopharyngeus (sti"lo-far-in'je-us). See *muscles, table of.*

stylopin (sti'lo-pin). A crystalline alkaloid, $C_{19}H_{19}NO_5$, from *Stylophorum diphyllum*.

Stylosanthes (sti-lo-san'thēz) [Gr. *στῦλος* pillar + *ἄνθος* flower]. A genus of leguminous herbs, chiefly South American. *S. ela'tior*, the pencil-flower of North America, is a uterine sedative. Dose of fluidextract, 10–20 min. (0.666–1.333 c.c.).

stylostaphyline (sti-lo-staf'il-īn). Pertaining to the styloid process of the temporal bone and the velum palati.

stylosteophyte (sti-los'te-o-fīt) [Gr. *στῦλος* pillar + *osteophyte*]. A pillar-shaped exostosis.

stylostixis (sti-lo-stiks'is) [Gr. *στῦλος* style + *στίξις* pricking] See *acupuncture*.

stylus (sti'lus) [L. "pen"]. A stilet; also a pencil-shaped medicinal preparation, as a stick of caustic.

stymatosis (sti-mat-o'sis) [Gr. *στῦμα* priapism]. Priapism with a bloody discharge.

stypage (sti'pāj, ste-pahzh') [Fr.]. The application of a stype to produce local anesthesia.

stype (stīp) [Gr. *στύπη* tow]. A tampon or pledget.

stypsis (stip'sis) [Gr. *στῦψις*] 1. Astringency; astringent action. 2. Treatment by astringents.

styptarnin (stip-tar'nin). A trade name for cotarnin hydrochlorid

styptase (stip'tās). A proprietary mixture of tannin-calcium chlorate with hamamelis and fluorids used in checking hemorrhage.

styptic (stip'tik) [Gr. *στυπτικός*]. 1. Astringent; arresting hemorrhage by means of an astringent quality. 2. A markedly astringent and hemostatic remedy. The chief styptics are alum, tannic acid, copper sulphate, iron chlorid and sulphate, and zinc chlorid. **Binelli's s.**, a solution of creosote, used for arresting hemorrhage **chemic s.**, one which arrests hemorrhage by causing coagulation through chemic action **s. colloid**, a substance prepared by saturating ether with tannin and gun-cotton: used as a dressing for wounds, and acting as a styptic, antiseptic, and air-excluder. Also called *xylostyptic ether*. **mechanic s.**, one which acts by causing coagulation mechanically, as a pledget of cotton **vascular s.**, one which acts by producing contraction of the wounded vessels. **Warren's s.**, *lotio adstringens:* sulphuric acid (5 fl.dr.), oil of turpentine (4 fl.dr.), and alcohol (4 fl.dr.).

stypticin (stip'tis-in). Cotarnin hydrochlorid, $C_{12}H_{15}NO_4\,HCl.H_2O$; a yellow, crystalline substance, soluble in water and alcohol, and having styptic, analgesic, and sedative properties. It is used especially in violent hemorrhages, particularly uterine hemorrhage. Dose, $\frac{2}{5}$–$\frac{1}{1}$ gr. (0.025–0.05 gm.). It is often administered by the subcutaneous injection of a 10 per cent. solution in amounts of 1–2 min. (0.066–0.133 c.c.).

styptogan (stip'to-gan). A proprietary potassium permanganate paste for hemostasis.

styptol (stip'tol). A neutral phthalate of cotarnin, $(C_{12}H_{14}NO_3)_2C_6H_4(COO)_2$, in the form of a fine, crystalline powder. used for arresting uterine hemorrhage. Dose, $\frac{3}{4}$ gr. (0.05 gm.).

styracin (sti'ras-in). A crystalline principle, $C_{18}H_{16}O_2$, obtained from styrax.

styracol (sti'rak-ol). Cinnamyl guaiacol, $C_6H_5(CH)_2.CO\,O.C_6H_4\,OCH_3$, an antiseptic substance in colorless needles, soluble in alcohol, but insoluble in water. It is used in intestinal catarrh and in tuberculosis. Dose, 15 gr. (1 gm.).

Styrax (sti'raks) [L.; Gr. *στύραξ*]. 1. A genus of styraceous trees and shrubs several species afford balsams. See *benzoin*. 2. Same as *storax*.

styrol (sti'rol) [Gr. *στύραξ*]. A fragrant liquid or oily hydrocarbon vinyl benzol, $C_6H_5.CH{:}CH_2$, from storax. It is insoluble in water, but soluble in alcohol and ether. Called also *cinnamene* and *phenylethene*.

styron (sti'ron). Cinnamyl alcohol, phenyl allyl alcohol, $C_6H_5.CH{:}CH.CH_2OH$, a white, crystalline substance prepared from styracin and forming an emulsion with water. It is used in microscopy and histology as a bleach as an antiseptic it is employed in a 1 per cent. solution.

Su., su. Abbreviation for L. *su'met*, let him take.

sub- [L. *sub* under]. A prefix signifying *under*, *near*, *almost*, or *moderately*.

subabdominal (sub-ab-dom'in-al). Situated near or below the abdomen.

subabdominoperitoneal (sub-ab-dom''in-o-per-it-o-ne'al). Situated below the abdominal peritoneum.

subacetabular (sub-as-et-ab'u-lar). Below the acetabulum.

subacetal (sub-as'et-al). A mixture of lead subacetate and alum: used for the preparation of a solution of aluminium acetate.

subacetate (sub-as'et-āt). Any basic acetate.

subacid (sub-as'id). Somewhat acid.

subacidity (sub-as-id'it-e). Deficient acidity.

subacromial (sub-ak-ro'me-al). Situated below or beneath the acromion.

subacute (sub-ak-ūt'). Somewhat acute; between acute and chronic.

subalimentation (sub-al-im-en-ta'shun). Insufficient nourishment.

subanal (sub-a'nal). Situated below the anus.

subanconeus (sub-an-ko-ne'us). See *muscles, table of*.

subapical (sub-ap'ik-al). Situated below the apex.

subaponeurotic (sub''ap-on-u-rot'ik). Situated beneath the aponeurosis.

subarachnoid (sub-ar-ak'noid). Situated or occurring beneath the arachnoid. **s. space.** See *space*.

subarcuate (sub-ar'ku-āt) [L. *sub* under + *arcua'tus* arched]. Somewhat arched or bent.

subareolar (sub-ar-e'o-lar). Beneath the areola. **s. abscess**, a subcutaneous abscess of the areola of the nipple.

subastragalar (sub-as-trag'al-ar). Situated or occurring under the astragalus.

subastringent (sub-as-trin'jent). Moderately astringent.

subatom (sub-at'om). A hypothetical component of an atom.

subatomic (sub-at-om'ik). Pertaining to subatoms. Subatomic chemistry is the chemistry of the radioactive substances

subaural (sub-aw'ral). Situated beneath the ear.

subauricular (sub-aw-rik'u-lar). Below the auricle of the ear.

subaxial (sub-aks'e-al). Below an axis.

subaxillary (sub-ak'sil-a-re). Below the armpit.

subbasal (sub-ba'sal). Below the base. **s. plexus.** See *stroma plexus*.

subbrachial (sub-bra'ke-al). Beneath the brachium (in cerebral anatomy).

subbrachycephalic (sub-bra-ke-sef-al'ik). Somewhat brachycephalic; having the length-breadth index from 78 to 79.

subcain (sub-ka'in). A proprietary dental anesthetic made of cocain, suprarenin, salicylic acid, etc.

subcalcarine (sub-kal'kar-īn). Beneath the calcarine fissure.

subcallosal convolution (sub-kal-o'sal). See *convolution*.

subcalorism (sub-ka'lor-izm). Same as *frigorism*.

subcapsular (sub-kap'su-lar). Situated below a capsule, especially the capsule of the cerebrum.

subcapsuloperiosteal (sub-kap''su-lo-per-e-os'te-al). Beneath the capsule and the periosteum of a joint.

subcarbonate (sub-kar'bon-āt). Any basic carbonate.

subcartilaginous (sub"kar-til-aj'in-us). 1. Situated beneath a cartilage. 2. Partly cartilaginous.

subcecal fossa (sub-se'kal). See *fossa*.

subcerebellar (sub-ser-e-bel'ar). Beneath the cerebellum.

subchlorid (sub-klo'rid). That chlorid of any series which contains the least chlorin.

subchondral (sub-kon'dral). Beneath a cartilage.

subchordal (sub-kor'dal). Situated below or beneath the notochord.

subchorionic (sub-ko-re-on'ik). Situated beneath the chorion.

subchoroidal (sub-ko-roi'dal). Beneath the choroid.

subchronic (sub-kron'ik). Between chronic and subacute.

subclavian (sub-kla've-an). Situated under the clavicle.

subclavicular (sub"kla-vik'u-lar). Situated under the clavicle.

subclavius (sub-kla've-us) [L.]. See *muscles, table of*.

subcollateral convolution (sub-kol-at'er-al). See *convolution*.

subconjunctival (sub-kon-junk-te'val). Situated or occurring beneath the conjunctiva.

subconscious (sub-kon'shus). Imperfectly or partially conscious.

subconsciousness (sub-kon'shus-nes). The state of being partially conscious· the condition in which mental processes occur with the mind nearly or quite unconscious of the action. Cf. *dissociation*.

subcontinuous (sub-kon-tin'u-us). Nearly continuous; remittent.

subcoracoid (sub-kor'ak-oid). Situated beneath the coracoid process.

subcortex (sub-kor'teks). That part of the brain-substance which underlies the cortex.

subcortical (sub-kor'tik-al). Situated beneath the cortex.

subcostal (sub-kos'tal). Situated beneath a costa or rib.

subcostalgia (sub-kos-tal'je-ah) [*subcostal* + Gr. ἄλγος pain]. Pain over the subcostal nerve, *i. e.*, in the region of the appendix, epigastrium, and kidney.

subcranial (sub-kra'ne-al). Beneath the cranium.

subcrepitant (sub-krep'it-ant). Nearly or indistinctly crepitant.

subcrepitation (sub"krep-it-a'shun). An indistinctly crepitant sound.

subcruralis (sub-kru-ra'lis). Same as *subcruræus*.

subcrureus (sub-kru-re'us). See *muscles, table of*.

subculture (sub-kult'ūr). A culture of bacteria derived from another culture.

subcuneus (sub-ku'ne-us). A group of convolutions under the cuneus, and continuous with the gyrus fornicatus.

subcutaneous (sub-ku-ta'ne-us). Situated or occurring beneath the skin.

subcutaneus colli (sub-ku-ta'ne-us col'i). The platysma myoides muscle.

subcuticular (sub-ku-tik'u-lar). Situated beneath the epidermis.

subcutin (sub-ku'tin). Paraphenolsulphonate of anesthesin· used like anesthesin.

subcutis (sub-ku'tis) [L. *sub* under + *cu'tis* skin]. The subcutaneous tissue.

subcutoyd (sub-ku'toid). A proprietary name for a medicinal preparation for hypodermic use.

subdelirium (sub-de-lir'e-um). Partial or mild delirium.

subdeltoid (sub-del'toid). Beneath the deltoid muscle.

subdental (sub-den'tal) [L. *sub* under + *dens* tooth]. Beneath the teeth.

subdermal, subdermic (sub-der'mal, sub-der'mik). Hypodermic.

subdiaphragmatic (sub"di-af-rag-mat'ik). Situated beneath the diaphragm.

subdorsal (sub-dor'sal). Situated below the dorsal region.

subduct (sub-dukt'). To depress or draw down.

subduction (sub-duk'shun) [L. *sub* below + *duction*]. The duction of the eyeball exerted by the inferior rectus muscle.

subdural (sub-du'ral). Situated beneath the dura.

subencephalon (sub-en-sef'al-on). The oblongata, pons, crura, and corpora quadrigemina.

subendocardial (sub"en-do-kar'de-al). Situated beneath the endocardium.

subendothelial (sub"en-do-the'le-al). Situated beneath an endothelial membrane.

subendothelium (sub"en-do-the'le-um). Débove's membrane (q. v.).

subendymal (sub-en'dim-al). Situated beneath the endyma.

subepidermal, subepidermic (sub-ep-id-er'mal, sub-ep-id-er'mik). Situated or occurring beneath the epidermis.

subepiglottic (sub-ep-e-glot'ik). Below the epiglottis

subepithelial (sub-ep-e-the'le-al) Situated beneath the epithelium. **s. endothelium.** Same as *Débove's membrane*. See under *membrane*.

suberin (su'ber-in). An insoluble variety of cellulose derived from cork.

subeston (sub-es'ton) Dibasic aluminum acetate: used as an astringent, antiseptic, and deodorizer.

subexcite (sub-eks-īt'). To excite in a partial manner.

subextensibility (sub-eks-ten-sib-il'it-e). Decreased extensibility.

subfalcial (sub-fal'se-al). Beneath the falx cerebri.

subfascial (sub-fas'e-al). Situated beneath a fascia.

subfebrile (sub-feb'ril). Somewhat febrile.

Sub. fin. coct. Abbreviation for L. *sub fi'nem coctio'nis*, toward the end of boiling.

subfissure (sub-fish'ur). A fissure of the brain concealed by two overlapping convolutions.

subflavous (sub-fla'vus) [L. *sub* under + *fla'vus* yellow] Yellowish.

subfoliar (sub-fo'le-ar). Pertaining to a subfolium.

subfolium (sub-fo'le-um) [L. *sub* under + *fo'lium* leaf] Any one of the elementary divisions of a cerebellar folium

subfrontal (sub-frun'tal). Situated beneath a frontal lobe or convolution.

subgallate (sub-gal'āt). A basic gallate. See *bismuth subgallate*.

subgemmal (sub-jem'al) [L *sub* under + *gem'ma* bud]. Situated under a taste-bud or other bud.

subgerminal (sub-jer'min-al). Below or under the germ.

subglenoid (sub-gle'noid). Situated under the glenoid fossa, as, *subglenoid* dislocation of the humerus.

subglossal (sub-glos'al). Same as *sublingual*.

subglossitis (sub-glos-i'tis) [L *sub* under + *glos'sa* tongue + Gr -ιτις inflammation]. Inflammation of the lower surface of the tongue.

subglottic (sub-glot'ik). Situated or occurring under the glottis.

subgranular (sub gran-u'lar). Somewhat granular.

subgrondation (sub-gron-da'shun) [Fr.]. The depression of one fragment of bone beneath another.

subgyre (sub-jīr). Subgyrus.

subgyrus (sub-ji'rus). Any gyrus that is partly concealed or covered by another or by others.

subhepatic (sub-he-pat'ik). Situated beneath the liver.

subhumeral (sub-hu'mer-al). Below or beneath the humerus.

subhyaloid (sub-hi'al-oid). Occurring beneath the hyaloid membrane.

subhyoid (sub-hi'oid). Subhyoidean.

subhyoidean (sub-hi-oid'e-an). Situated or occurring under the hyoid.

subicteric (sub-ik-ter'ik). Somewhat jaundiced.

subicular (sub-ik'u-lar). Of or pertaining to the uncinate gyrus.

subiculum (sub-ik'u-lum) [L. "support"]. That part of the gyrus hippocampi which borders the fissura hippocampi. The term is sometimes applied to the whole of this gyrus. **s. promonto'rii**, a ridge of bone bounding the fenestra vestibuli behind.

subiliac (sub-il'e-ak). Below the ilium.

subilium (sub-il'e-um). The lowest portion of the ilium.

subimbibitional (sub-im-bib-ish'on-al). Due to deficient intake of liquid.

subincision (sub-in-sizh'un) [L. *sub* under + *incid'ere* to cut]. The creation of an opening into the urethra on the under side of the penis; a custom common among various savage and barbarous races. It does not render coitus unfruitful.

subinfection (sub-in-fek'shun). 1. Autoinfection due to weakening of the resisting cells of the organism from constant effort in overcoming toxic cells. 2. A condition in which bacteria that have gained entrance to the system become destroyed, and with their destruction liberate toxins which poison the cells around them.

subinflammation (sub"in-flam-a'shun). Slight or mild inflammation.

subinflammatory (sub-in-flam'at-or-e). Characterized by a mild inflammation.

subintegumental (sub-in-teg-u-men'tal). Beneath the skin

subintimal (sub-in'tim-al). Beneath the intima.

subintrance (sub-in'trans). Anticipating recurrence.

subintrant (sub-in'trant) [L. *subin'trans* entering by stealth]. 1. Beginning before the completion of a previous cycle or paroxysm; anticipating. 2. Characterized by anticipating recurrences.

subinvolution (sub"in-vo-lu'shun). Incomplete involution; failure of a part to return to its normal size and condition after enlargement from functional activity, as, *subinvolution* of the uterus.

subiodid (sub-i'o-did). That iodid of any series which contains the least iodin.

subjacent (sub-ja'sent) [L. *sub* under + *ja'cere* to lie]. Lying beneath or underneath.

subject (sub'jekt) [L. *subjec'tus* cast under]. 1. A person or animal subjected to treatment, observation, or experiment. 2. A body for dissection.

subjective (sub-jek'tiv) [L. *subjecti'vus*]. Pertaining to or perceived only by the affected individual; not perceptible to the senses of another person, as, *subjective* symptoms, sensations, etc.

subjectoscope (sub-jek'to-skōp) [*subjective sensation* + Gr. σκοπεῖν to view]. An instrument used in the study of subjective visual sensations.

subjee (sub'je) [Hind. *sabzi*, literally, "greenness"]. The capsules and larger leaves of *Cannabis indica*. See *bhang*.

subjugal (sub-ju'gal) [L. *sub* under + *juga'le* malar bone]. Situated below the malar bone.

sublamin (sub'lam-in). Ethylendiamin-mercury sulphate, $HgSO_4.2C_2H_4(NH_2)_2.2H_2O$, a white, crystalline compound. It is a disinfectant for the hands, and has been used in syphilis.

sublatio (sub-la'she-o) [L.]. Removal. **s. retinæ**, detachment of the retina.

sublation (sub-la'shun) [L. *subla'tio* removal]. The removal, detachment, or displacement of a part.

sublethal (sub-le'thal). Not quite fatal; as a dose.

sublimate (sub'lim-āt) [L. *sublima'tum*]. A substance obtained or prepared by sublimation. **corrosive s.**, mercuric chlorid.

sublimation (sub-lim-a'shun) [L. *sublima'tio*]. 1. The process of vaporizing and condensing a solid substance without melting it. 2. Freud's term for the process of deviating sexual motive powers from sexual aims or objects to new aims or objects other than sexual.

sublime (sub-līm') [L. *sublima're*]. To volatilize a solid body by heat and then to collect it in a purified form as a solid or powder.

subliminal (sub-lim'in-al) [L. *sub* under + *li'men* threshold]. Below the limen, or threshold of sensation.

sublimis (sub-li'mis) [L.]. High; superficial.

sublimophenol (sub-li-mo-fe'nol). A proprietary surgical antiseptic, mercury chlorophenolate.

sublingual (sub-lin'gwal) [L. *sub* under + *lin'gua* tongue]. 1. Situated under the tongue. 2. Supplying the parts beneath the tongue. See *artery*, *gland*, etc.

sublinguitis (sub-lin-gwi'tis). Inflammation of the sublingual gland.

sublobe (sub'lōb). A division of a lobule.

sublobular (sub-lob'u-lar). Situated beneath a lobule.

sublumbar (sub-lum'bar). Situated beneath the lumbar region.

subluxation (sub-luks-a'shun) [L. *sub* under + *luxa'tio* dislocation]. An incomplete or partial dislocation.

sublymphemia (sub-lim-fe'me-ah). Same as *hypolymphemia*.

submammary (sub-mam'ar-e). Situated or occurring beneath a mammary gland.

submarginal (sub-mar'jin-al). Situated beneath or near a margin.

submarine (sub-mar-ēn'). In dentistry, covered with the fluids of the mouth, as, *submarine* filling.

submaxilla (sub-maks-il'ah) [L *sub* under + *maxil'la* jaw]. The lower jaw or jaw-bone.

submaxillaritis (sub-maks"il-ar-i'tis). Mumps affecting the submaxillary gland.

submaxillary (sub-maks'il-a-re). Situated beneath a maxilla. See *gland*.

submaxillitis (sub"maks-il-i'tis). Inflammation of a submaxillary gland; a variety of mumps.

submedial, submedian (sub-me'de-al, -me'de-an). Beneath or near the middle.

submembranous (sub-mem'bran-us). Partially membranous.

submental (sub-men'tal) [L. *sub* under + *men'tum* chin]. Situated below the chin.

submersion (sub-mer'shun) [L. *sub* under + *mer'gere* to dip]. The act of putting or the condition of being under the surface of a liquid.

submicron (sub-mi'kron). A colloid particle varying in size from 10^{-5} cm. to 5×10^{-7} cm They are invisible with a microscope, but can be recognized with an ultramicroscope. Called also *hypomicron*

submicroscopic (sub"mi-kro-skop'ik). Too small to be visible with the microscope.

submorphous (sub-mor'fus). Neither amorphous nor perfectly crystalline.

submucosa (sub-mu-ko'sah). The layer of areolar tissue situated beneath the mucous membrane.

submucosal (sub-mu-ko'sal). Beneath the mucosa.

submucous (sub-mu'kus). Situated beneath or under the mucous membrane.

subnarcotic (sub-nar-kot'ik). Moderately narcotic.

subnasal (sub-na'zal). Situated below the nose.

subneural (sub-nu'ral). Situated beneath a nerve or the neural axis.

subnitrate (sub-ni'trāt). A basic nitrate.

subnormal (sub-nor'mal). Below or less than normal. A feeble-minded person having a mental level somewhat above twelve years, but below average adult level.

subnotochordal (sub"no-to-kor'dal). Situated beneath the notochord.

subnucleus (sub-nu'kle-us). A partial or secondary nucleus into which a large nerve-nucleus may be split up.

subnutrition (sub-nu-trish'un). Defective nutrition.

suboccipital (sub-ok-sip'it-al). Situated below or under the occiput.

suboperculum (sub-o-per'ku-lum). The portion of the occipital gyrus that overlies the insula.

suboptimal (sub-op'tim-al). Below the optimum. See *optimum*.

suboptimum (sub-op'tim-um). A temperature lower than that which is optimal or best suited to the growth of an organism.

suborbital (sub-or'bit-al). Situated beneath the orbit.

suboxid (sub-oks'id). That oxid in any series which contains the least oxygen.

suboxidation (sub"oks-id-a'shun). Deficiency in the supply of oxygen; deficient oxidation.

subpapular (sub-pap'u-lar). Indistinctly papular.

subparalytic (sub"par-al-it'ik). Partially paralytic.

subparietal (sub-par-i'et-al). Situated beneath or below a parietal bone, convolution, or fissure.

subpatellar (sub-pat-el'ar). Situated beneath or below the patella.

subpectoral (sub-pek'tor-al). Beneath the pectoral muscle.

subpeduncular (sub-pe-dung'ku-lar). Situated beneath a peduncle.

subpelviperitoneal (sub-pel"vip-er-it-o-ne'al). Beneath the pelvic peritoneum.

subpericardial (sub"per-ik-ar'de-al). Situated beneath the pericardium.

subperiosteal (sub"per-e-os'te-al). Situated beneath or under the periosteum.

subperiosteocapsular (sub"per-e-os-te-o-kap'su-lar). Same as *subcapsuloperiosteal*.

subperitoneal (sub"per-it-o-ne'al). Situated or occurring beneath the peritoneum.

subperitoneo-abdominal (sub"per-it-o-ne"o-ab-dom'in-al). Occurring beneath the abdominal peritoneum.

subperitoneopelvic (sub"per-it-o-ne-o-pel'vik). Occurring beneath the peritoneum of the pelvis.

subpersonal (sub-per'sun-al). Having an abnormally slight individuality.

subpetrosal sinus (sub-pe-tro'sal). The inferior petrosal sinus.

subpharyngeal (sub-far-in'je-al). Situated beneath the pharynx.

subphrenic (sub-fren'ik). Situated beneath or under the diaphragm.

subpial (sub-pi'al). Situated beneath the pia mater.

subplacenta (sub-pla-sen'tah). The decidua vera.

subpleural (sub-plu'ral). Situated beneath the pleura.

subplexal (sub-plek'sal). Beneath the cerebral plexus.

subpontine (sub-pon'tin). Situated below the pons.

subpreputial (sub-pre-pu'shal). Situated below the prepuce.

subpubic (sub-pu'bik). Situated or performed below the pubic arch.

subpulmonary (sub-pul'mo-na-re). Situated or occurring below the lung.

subpulpal (sub-pul'pal). Situated below the dental pulp.

subpyramidal (sub-pir-am'id-al). Situated below a pyramid.

subrectal (sub-rek'tal). Below the rectum.

subretinal (sub-ret'in-al). Situated below the retina.

subrostral (sub-ros'tral). Beneath the rostrum.

subsalt (sub'sawlt). Any basic salt.

subsartorial plexus (sub-sar-to're-al). See *plexus*.

subscaphocephaly (sub"skaf-o-sef'al-e). The condition of being moderately scaphocephalic.

subscapular (sub-skap'u-lar). 1. Situated below or under the scapula. 2. Supplying the subscapularis muscle.

subscapularis (sub"skap-u-la'ris). See *muscles, table of*.

subscleral (sub-skle'ral). Occurring beneath the sclera.

subsclerotic (sub-skle'rot-ik). Beneath the sclerotic.

subscription (sub-skrip'shun). That part of a prescription which gives the directions for compounding the ingredients. See *prescription*.

subserosa (sub-se-ro'sah) Subserous tissue.

subserous (sub-se'rus). Situated beneath a serous membrane.

subsibilant (sub-sib'il-ant). Having a muffled, whistling sound.

subspinous (sub-spi'nus). Dislocation of the head of the humerus into the space below the spine of the scapula.

subsplenial (sub-sple'ne-al). Beneath the splenium of the corpus callosum.

substage (sub'stāj). That part of the microscope which is situated beneath the stage.

substance (sub'stans) [L *substan'tia*]. The material of which an organ or body is made up. **accessory food s.** See *vitamin* **agglutinable s.**, a substance existing in red blood-corpuscles and bacteria, with which the agglutinin unites to produce specific agglutination. **agglutinating s.** Same as *agglutinin*. **α-s., alpha s.** See *reticular s.* **antacoid s.** See *antacoid*. **β-s., beta s.** See *Heinz bodies*, under *body*. **black s.** See *substantia nigra* **cement s.**, the intercellular substance of certain tissues, as endothelium. **chromophilic s.**, the constituents of a cell which stain easily. See *Nissl bodies*, under *body*. **colloid s.**, the jelly-like substance formed in colloid degeneration. **cytotoxin s.** See *cytolysin*. **depressor s.**, a substance secreted by the pituitary, which produces a fall in blood-pressure. **dotted s.**, a granular material which makes up a large part of the central nervous system of invertebrates. **gray s.**, the gray matter, *i. e.*, the cellular or ganglionic portion of the brain and spinal cord. **hemolytic s.**, the material in a serum which destroys the red blood-cells of a serum added to it; a cytase or alexin. **interfibrillar s. of Flemming.** Same as *paraplasm*. **interfilar s.** Same as *enchylema*. **interspongioplastic s.**, cytochylema. **medullary s.** 1. The white matter of the central nervous system, consisting of axones and their myelin sheaths. 2. The soft, marrow-like substance of the interior of an organ. See *substantia medullaris* **s. of Nissl.** See *Nissl bodies*, under *body*. **no-threshold s's**, those substances in the blood which are excreted into the urine in proportion to their absolute amount in the blood. Cf. *threshold s's*. **perforated s.** See *substantia*

perforata. **prelipoid s.,** degenerated nerve tissue which has not yet been converted into fat. **pressor s.,** any one of several products of intestinal putrefaction found in normal urine which, when injected into animals, produces increased blood-pressure. **reaction s.,** a substance formed in the body of an animal on immunization with cellular products from an animal of another species. Called also *adaptation-product* **receptive s.,** a hypothetical substance supposed to exist in muscle tissue, especially near the motor end-plates of the nerves, and to conduct excitation **reticular s.** 1. The net-like mass of threads seen in red blood-corpuscles after vital staining; called also *alpha s* and *filar mass.* 2. Same as *formatio reticularis.* **Rolando's gelatinous s.** See *substantia gelatinosa.* **Rollett's secondary s.,** the transparent material lying in narrow zones on each side of Krause's disks. **Rovida's hyaline s.,** a stringy mass formed by treating pus with a 10 per cent sodium chlorid solution. **sarcous s.,** the substance composing the sarcous elements of muscle. **s. sensibilis'atrice, sensibilizing s.** (Bordet), **sensitizing s.** Same as *amboceptor.* **Sömmering's gray s.** See *substantia nigra.* **threshold s's,** those substances in the blood, such as sodium chlorid, sugar, etc, which are excreted into the urine only as far as they excede a certain threshold value Cf. *no-threshold s's.* **thromboplastic s.** See *zymoplastic s* **tigroid s.** See *Nissl bodies,* under *body.* **white s.,** the white matter, *i e,* the dendritic or conducting portion of the brain and spinal cord. **white s. of Schwann,** the material of which the medullary sheath of a nerve-fiber is composed, myelin. **zymoplastic s.,** a substance in the tissues which hastens the coagulation of the blood (A Schmidt). Called also *thromboplastic s., thromboplastin, thrombokinase, coagulin,* and *cytogen.*

substandard (sub-stan'dard). Not up to the normal standard.

substantia (sub-stan'she-ah). Latin for *substance.* **s. adamanti'na** [B N A], the tooth-enamel. **s. al'ba** [B N A], the white matter of the brain and spinal cord. **s. cine'rea,** the gray substance of the brain and spinal cord **s. compac'ta,** the compact substance of bone. **s. cortica'lis** [B N A], the cortical substance of an organ, as the kidney, the cerebrum, a bone **s. ebur'nea** [B N A], the dentin of a tooth **s. ferrugin'ea,** the bodies which underlie the locus cæruleus of the triangle of the floor of the fourth ventricle· it is believed that the trophic fibers of the trigeminal nerve are derived thence. **s. gelatino'sa,** the substance which sheaths the posterior horn of the spinal cord (*s. gelatino'sa Rolan'di* [B N A]) and lines the central canal. **s. gelatino'sa centra'lis** [B N A], the zone of clear space surrounding the central canal of the myelospongium. **s. gris'ea,** gray matter, especially that of the spinal cord. **s. gris'ea centra'lis** [B N A], substantia gelatinosa centralis. **s. hyali'na,** the more fluid interstitial part of the protoplasm of a cell **s. innomina'ta,** the nerve tissue immediately caudal to the anterior perforated space. **s. len'tis** [B N A], the substance of the crystalline lens. **s. medulla'ris** [B N A], the soft marrow-like substance of the interior of an organ. In the B N A terminology the following are recognized· *s. m glan'dulæ suprarena'lis* of the suprarenal gland, *s. m. lymphoglan'dulæ* of lymph-nodes, *s. m. re'nis* of the kidney, *s. m. os'sium* or bone-marrow. **s. metachromaticogranula'ris.** See *Heinz bodies,* under *body.* **s. ni'gra** [B N A], an area of gray matter dorsal of the basis pedunculi Called also *black substance, locus niger, intercalatum,* and *ganglion of Soemmering.* **s. opa'ca,** the reticulum of the protoplasm of a cell. **s. os'sea** [B N A], the cementum of the teeth. **s. perfora'ta ante'rior** [B N A], an area on the ventral surface of the brain in front of the optic chiasm which is pierced by numerous small arteries; called also *anterior perforated space, area perforata,* and *locus perforatus anticus.* **s. perfora'ta poste'rior** [B N A], an area on the ventral surface of the brain between the bases pedunculi pierced by numerous openings for branches of the posterior cerebral artery; called also *posterior perforated space* and *locus perforatus posticus.* **s. pro'pria,** the essential tissue or substance of an organ or structure; especially the middle, or connective-tissue, layer of the membrana tympani; also the connective tissue, or parenchyma, of the cornea. **s. reticula'ris,** formatio reticularis. **s. reticula'ris al'ba** [B N A], the network of white fibers covering the uncinate convolution. **s. reticulofilamento'sa.** Same as *reticular substance.* See *substance* **s. spongio'sa.** 1. [B N A] The spongy substance of bone 2. The gray matter of the horns of the spinal cord, except that part which forms the substantia gelatinosa. **s. vit'rea,** the tooth enamel.

substernal (sub-ster'nal). Situated below the sternum.

substernomastoid (sub-ster-no-mas'toid). Beneath the sternomastoid muscle.

substitol (sub'stit-ol). A dried preparation of the fibrin of the blood of horses: used as a vulnerary.

substitution (sub-stit-u'shun) [L. *substitu'tio,* from *sub* under + *statu'ere* to place]. The act of putting one thing in the place of another; especially the chemic replacement of one substance by another; also the fraudulent use of one drug in place of another by an apothecary in compounding a prescription.

substitutive (sub'stit-u-tiv). Effecting a change or substitution of symptoms.

substrate (sub'strāt) [L. *sub* under + *stra'tum* layer]. A substratum, or lower stratum; the term is applied to the substance upon which a ferment or enzyme acts.

substratum (sub-stra'tum) [L.]. A substance, or lower stratum. **s. molecula're, s. pyramida'le lacrimo'sum, s. radia'tum,** etc. See *stratum.*

subsulcus (sub-sul'kus). A sulcus concealed by another.

subsulphate (sub-sul'fāt). A basic sulphate.

subsultus tendinum (sub-sul'tus ten'din-um) [L.]. A twisting movement of the muscles and tendons in a typhoid state or condition.

subsylvian (sub-sil've-an). Situated beneath the fissure of Sylvius.

subtarsal (sub-tar'sal). Situated below the tarsus.

subtegumental (sub"teg-u-men'tal). Subcutaneous.

subtemporal (sub-tem'por-al). Beneath the temple or any temporal structure or part. **s. convolution,** the inferior temporal convolution. **s. fissure,** an occasional fissure in the inferior and middle temporal convolutions

subtenial (sub-te'ne-al). Situated beneath the tenia.

subtentorial (sub-ten-to're-al). Beneath the tentorium.

subtetanic (sub-tet-an'ik). Mildly tetanic: said of convulsions less severe than those of tetanus.

subthalamic (sub-thal-am'ik). Situated below the thalamus.

subthalamus (sub-thal'am-us) [L.]. A portion of the hypothalamus situated between the thalamus and the tegmentum of the mesencephalon. It contains the hypothalamic nucleus. Cf. *hypothalamus.*

subthyroideus (sub-thi-roi'de-us) [L.]. A muscle formed by the junction of the superior and inferior portions of the thyro-arytenoid muscle.

subthyroidism (sub-thi'roi-dizm). Hypothyroidism.

subtile (sub'til) [L. *sub'tilis*]. Keen and acute, as, a *subtile* pain.

subtle (sut'l) [L. *sub'tilis*]. 1. Very fine, as, a *subtle* powder. 2. Same as *subtile.*

subtotal (sub-to'tal). Nearly but not quite total.

subtrapezial (sub-tra-pe'ze-al). Beneath the trapezius muscle, as, *subtrapezial* plexus

subtrochanteric (sub"tro-kan-ter'ik). Situated below a trochanter.

subtrochlear (sub-trok'le-ar). Situated beneath the trochlea.

subtuberal (sub-tu'ber-al). Situated under a tuber.

subtympanic (sub-tim-pan'ik). Having a somewhat tympanic quality.

sububeres (sub-u'ber-ēz). Latin for unweaned or suckling children.

subumbilical (sub-um-bil'ik-al) Situated beneath the umbilicus, as, *subumbilical* space.

subungual, subunguial (sub-ung'wal, sub-ung'we-al) [L. *sub* under + *un'guis* nail]. Situated beneath a nail.

suburethral (sub-u-re'thral). Situated or occurring beneath the urethra.

subvaginal (sub-vaj'in-al) [L. *sub* under + *vagi'na* sheath]. Situated under a sheath, or below the vagina.

subvertebral (sub-ver'te-bral). Situated on the ventral side of the vertebral column.

subvirile (sub-vir'il). Having deficient virility.

subvitrinal (sub-vit'rin-al). Situated beneath the vitreous.

subvola (sub-vo'lah). The space between the second and third fingers.

subvolution (sub-vo-lu'shun) [L. *sub* under + *vol'vere* to turn]. The operation of turning over of a flap; especially the operation of dissecting and turning up a pterygium, so that the outer or cutaneous surface comes in contact with the raw surface of the dissection. It is done to prevent readhesion.

subwaking (sub-wa'king). Intermediate between waking and sleeping.

subzonal (sub-zo'nal). Situated beneath a zone, as the zona pellucida.

subzygomatic (sub"zi-go-mat'ik). Situated below the zygoma.

succagogue (suk'ag-og) [L. *suc'cus* juice + Gr. ἀγωγός leading]. Inducing glandular secretion; also an agent which stimulates glandular secretion

succedaneous (suk-se-da'ne-us). Of the nature of a succedaneum.

succedaneum (suk-se-da'ne-um) [L.]. A medicine or material that may be substituted for another of like properties.

succenturiate (suk-sen-tu're-āt) [L. *succenturia're*]. Accessory; serving as a substitute.

succinate (suk'sin-āt). Any salt of succinic acid.

succinic acid (suk-sin'ik). See *acid*.

succinimid (suk-sin-i'mid). A colorless compound, $(CH_2.CO)_2NH$, formed by the action of gaseous ammonia on succinic anhydrid.

succinol (suk'sin-ol). Purified amber tar-oil, used in eczema, pruritus, and psoriasis.

succinoresinol (suk"sin-o-rez'in-ol). A resinol from amber, $C_{12}H_{10}O$.

succinous (suk'sin-us). Pertaining to amber.

succinum (suk'sin-um). Latin for *amber*.

succorrhea, succorrhœa (suk-or-e'ah) [L. *suc'cus* juice + Gr. ῥοία flow]. An excessive flow of a juice or secretion, as in ptyalism.

succuba (suk'u-bah) [L.; from *succum'bere* to lie under]. An imaginary female monster, or demon, formerly believed to copulate with and cause nightmare in men.

succubus (suk'u-bus) [L. from *succum'bere* to lie under]. An imaginary monster, or demon, formerly regarded as a cause of nightmare.

succus (suk'us). Latin for *juice*. **s. al'terans,** a proprietary alterative and antisyphilitic. **s. cit'ri,** lime juice. **s. enter'icus,** the enteric, juice. **s. pomo'rum,** sweet cider or fresh apple juice. **s. prostat'icus,** prostatic fluid.

succussion (suk-ush'un) [L. *succus'sio*]. The act of shaking a patient, so as to detect the presence of a liquid in the cavities of the body. **hippocratic s.,** that which is performed for the diagnosis of pyopneumothorax and seropneumothorax. **s. sounds,** splashing sounds heard on succussion over a distended stomach and in hydropneumothorax. See under *sound*.

sucholo-albumin (su"ko-lo-al-bu'min) [L. *sus* pig + Gr. χολή bile + *albumin*]. A poisonous protein characteristic of hog-cholera, and obtained from cultures of the bacillus. It is injected for the purpose of giving immunity to the disease.

sucholotoxin (su"ko-lo-tok'sin) [L. *sus* pig + Gr. χολή bile + *toxin*]. A toxin from cultures of the bacillus of hog-cholera.

suck (suk). To feed from the breast.

sucking-pad. See *pad, sucking-*.

sucking, wind- (suk'ing). See *cribbing*.

suckle (suk'l). To nourish from the breast.

sucramin (su'kram-in) The ammonium salt of saccharin.

sucrase (su'krās). Same as *invertin*.

sucrate (su'krāt). A compound of a substance with sucrose.

sucroclastic (su-kro-klas'tik) [Fr. *sucre* sugar + Gr. κλαστός destruction]. Splitting up sugar; as, a *sucroclastic* enzyme.

sucrol (su'krol). A sweet, crystalline substance, $NH_2\,CO\,NH.C_6H_4\,OC_2H_5$, or paraphenetolcarbamid, soluble in alcohol, sparingly in water, and used as a substitute for sugar in cases of diabetes. Called also *dulcin* and *valzin*.

sucrose (su'krōs). Same as *saccharose*.

suction (suk'shun) [L. *su'gere* to suck]. 1. The act or process of sucking or of aspirating. 2. In dentistry, a depression or chamber in an artificial denture which, through the action of suction, assists in the retention of the denture. **posttussive s.,** a sucking sound heard over a lung cavity just after a cough.

suctorial (suk-to're-al). Fitted for performing suction.

sucuuba (soo-koo-oo'bah). The *Plume'ria phageden'ica*, a medicinal plant of South America.

sudamen (su-da'men) [L.]. See *sudamina*.

sudamina (su-dam'in-ah) [pl. of L. *suda'men*, from *suda're* to sweat]. Whitish vesicles caused by the retention of sweat in the sudorific ducts or the layers of the epidermis. The vesicles are about the size of millet-seeds, and the eruption occurs after profuse sweating, or in certain febrile diseases.

sudaminal (su-dam'in-al). Pertaining to or resembling sudamina.

sudan (su-dan'). A diazo-compound, $C_{20}H_{14}N_{14}O$, in the form of a brown powder, used as a stain for fat; called also *pigment brown*. **s. G, s. III,** a red fat-soluble azo dye, $C_6H_5.N:N.C_6H_4.N:N.C_{10}H_6.OH$: used as a stain for tubercle bacillus. **s. IV,** scarlet red. **s. yellow G,** a brown powder, $C_{12}H_{10}N_2O_2$: used as a stain for fats.

sudanophil, sudanophilous (su-dan'o-fil, su-dan-of'il-us). Staining readily with sudan.

sudanophilia (su"dan-o-fil'e-ah) [*sudan* + Gr. φιλεῖν to love]. A condition in which the leukocytes contain particles that stain readily with sudan red. The condition is thought to be indicative of suppuration.

sudarshan shurna (soo-dar'shan choor'nah). A Hindu febrifuge containing fifty kinds of drugs.

sudation (su-da'shun) [L. *suda'tio*]. 1. The act or process of sweating. 2. Excessive sweating.

sudatorium (su-dat-o're-um) [L.]. 1. A hot-air bath. 2. A room for the administration of hot-air baths.

sudokeratosis (su"do-ker-at-o'sis) [L. *su'dor* sweat + *keratosis*]. Keratosis of the sweat-ducts.

sudol (su'dol) [L. *su'dor* sweat]. A preparation of wool-fat and glycerin with 30 per cent. of formaldehyd and oil of wintergreen: used to check excessive sweating.

sudomotor (su-do-mo'tor) [L. *su'dor* sweat + *mo'tor* move]. Stimulating sweat secretion.

sudor (su'dor) [L.]. Sweat or perspiration. **s. an'glicus,** English sweat; miliary fever. **s. cruen'tus, s. sanguin'eus,** the sweating of blood; hematidrosis. **s. urino'sus,** the secretion of urinous sweat; uridrosis.

sudoral (su'dor-al) [L. *sudor* sweat]. 1. Pertaining to the sweat; characterized by sweating. 2. A proprietary remedy for sweating of the feet; it contains boric, benzoic, and tartaric acids, and alum.

sudoresis (su-dor-e'sis). Profuse sweating.

sudoriceratosis (su-dor"ik-er-at-o'sis). Sudokeratosis.

sudoriferous (su-dor-if'er-us) [L. *sudor'ifer;* from *su'dor* sweat + *fer're* to bear]. Secreting or producing sweat.

sudorific (su-dor-if'ik) [L. *sudorif'icus*]. 1. Promoting the flow of sweat; diaphoretic. 2. An agent that causes sweating.

sudorikeratosis (su-dor-ik-er-at-o'sis). Sudokeratosis.

sudoriparous (su-dor-ip'ar-us) [L. *su'dor* sweat + *par'ere* to produce]. Secreting or producing sweat.

Suedeck's point. See under *point.*

suet (su'et) [L. *se'vum*]. The fat from the abdominal cavity of a ruminant animal, especially the sheep or ox. It is used in the preparation of cerates and ointments and as an emollient. **benzoinated s.,** prepared suet 1000, benzoin 30. **prepared s.,** the internal fat of the abdomen of the sheep purified by melting and straining

suffocation (suf-o-ka'shun) [L. *suffoca'tio*]. The stoppage of respiration, or the asphyxia that results from it.

suffraginis (suf-raj'in-is) [L.]. The large pastern bone or first phalanx of the horse.

suffumigation (suf"fu-mig-a'shun) [L. *sub* under + *fumiga'tio* smoking]. A fumigation; also a substance to be burned in fumigation.

suffusion (suf-fu'zhun) [L. *suffu'sio*]. The condition of being blood-shot or of being moistened.

sufragel (suf'raj-el). A sterile suspension of very finely divided sulphur in gelatin for intramuscular injection.

sugar (shūg'ar) [L. *sac'charum;* Gr. *σάκχαρον*]. A sweet carbohydrate of various kinds, and of both animal and vegetable origin. The two principal groups of sugars are the disaccharids, having the formula $C_{12}H_{22}O_{11}$, and the monosaccharids, $C_6H_{12}O_6$; all are white, crystallizable solids, soluble in water and dilute alcohol. The disaccharids are *beet-s., cane-s., maple-s., palm-s., malt-s.* (maltose), *milk-s.* (lactose), and *larch-s.* (melizitose). The monosaccharids include ordinary glucose or dextrose (*diabetic s., grape-s., liver-s., potato-s., starch-s.*), levulose (*fruit-s.*), invert inosite (*heart-s., muscle-s.*). Besides these, a very considerable number of artificial and other sugars are known to chemistry. **actual s.** (sucré actuelle of Lépine), the free glucose in the blood. **anhydrous s.** See *anhydrosugar.* **barley s.,** a clear hard form of sugar formed by heating ordinary granulated sugar (saccharose) to 160° F. **beechwood s.,** xylose. **beet s.,** saccharose derived from the root of the beet. **brain s.,** cerebrose; a variety of glucose from the brain substance. **burnt s.,** caramel. **cane s.,** saccharose derived from sugar-cane (*sac'charum officina'rum*). **collagen s.** Same as *glycocoll.* **diabetic s.,** the glucose which is found in the urine in diabetes mellitus. **fruit-s.** Same as *levulose.* **gelatin s.,** glycocoll. **grape-s.,** glucose. **heart-s.,** inosite. **invert s.,** a natural mixture of dextrose and levulose. **s. of lead,** lead acetate. **Leo's s.** See *laiose.* **liver s.,** glucose from the liver. **malt-s.** See *maltose.* **maple-s.,** saccharose from maple-sap. **milk-s.,** lactose. **muscle-s.** See *inosite.* **reducing s.,** a sugar which will reduce copper in an alkaline tartrate solution. **virtual s.** (sucé virtuelle of Lépine), sugar in the blood in a colloidal state.

sugarin (shūg'ar-in). Methylbenzoylsulphinid; a crystalline substance said to be preferable to saccharin as a sweetener, and to be 500 times as sweet as sugar.

suggestibility (sug"jes-tib-il'it-e) A condition of enfeebled will, with abnormal susceptibility of suggestions. Suggestibility is either *normal* or *abnormal.* Normal suggestibility is either *afferent* or *efferent.* Afferent and efferent suggestibility is either *direct* or *indirect.* A similar classification is made of abnormal suggestibility.

suggestible (sug-jes'tib-l). Liable to be so acted upon as to be made to act automatically.

suggestion (sug-jes'tchun) [L. *sugges'tio*]. The production of a condition or state in a person by imparting to him an idea from without. **hypnotic s.,** a suggestion imparted to a person in the hypnotic state, by which he is led to believe certain things contrary to fact or induced to perform certain actions. **posthypnotic s.,** a suggestion made to a person while in the hypnotic state and leading him to perform the action suggested after his return to his normal state. **s.-therapy,** the treatment of disease by hypnotic suggestion. **traumatic s.** See *autosuggestion.*

suggestionist (sug-jes'tchun-ist). One who treats disease by the method of suggestion.

suggestionize (sug-jes'tchun-iz). To treat a patient by suggestion.

suggillation (sug-jil-a'shun) [L. *suggilla'tio*]. 1. A bruise or ecchymosis. 2. A mark of post-mortem lividity.

suint (swint). The fatty natural potash-soap derivable from sheep's wool· lanolin is prepared from it.

sukkla pakla (sook'lah pak'lah) [Hind. "dry suppuration"] Same as *ainhum.*

sulcal artery (sul'kal). See *table of arteries.*

sulcate, sulcated (sul'kāt, sul'ka-ted) [L. *sulca'tus*]. Furrowed or marked with sulci.

sulciform (sul'sif-orm). Formed like a groove.

sulculus (sul'ku-lus), pl. *sul'culi* [L.]. A small or minute sulcus.

sulcus (sul'kus), pl. *sul'ci* [L.]. A groove, trench, or furrow; especially, a fissure of the brain. The named sulci of the brain are not fewer than 200 in number. For sulci not given in this list, see under *fissure.* **alveolabial s.,** the space between the gums and the lips. **alveolingual s.,** the space between the gums and the tongue. **s. ampulla'ris** [B N A], a transverse groove on the membranous ampulla of the labyrinth, for the ampullary nerve. **s. anthel'icis transver'sus** [B N A], the transverse groove of the anthelix. **arcuate s., middle.** Same as *midgracile s.* **s. auric'ulæ poste'rior** [B N A], the posterior sulcus of the auricle. **s. basila'ris** [B N A], the median groove in the pons varolii for the basilar artery. **s. bicipita'lis latera'lis** [B N A], the external bicipital groove. **s. bicipita'lis media'lis** [B N A], the internal bicipital groove. **s. calca'nei** [B N A], the interosseous groove. **s. callosal, s. cor'poris callo'si** [B N A], the sulcus which encircles the convex aspect of the corpus callosum. **s. canalic'uli mastoi'dei,** a groove in the petrous portion of the temporal bone for the mas-

toid canaliculus. **s. carot'icus** [B N A], the cavernous groove. See under *groove*. **s. car'pi** [B N A], a concavity in the anterior surface of the carpal bones. **s. centra'lis [rolan'di]** [B N A], the fissure of Rolando **cerebellar s.**, the furrows between the convolutions of the cerebellum. **cerebral s.**, the fissures between the convolutions of the cerebrum. **s. chias'matis** [B N A], **s. of the chiasm,** the optic groove. **s. cin'guli** [B N A], the callosomarginal fissure **circular s.**, **s. circula'ris [reili]** [B N A]. See *Reil's s.* **coronary s.**, the great transverse groove separating the auricles from the ventricles Called also *auriculoventricular groove.* **cuneal s.**, a small sulcus in the cuneus parallel to the calcarine fissure. **ethmoid s.**, the groove in the nasal bone for the nasal nerve. **frontal s.**, the groove on the frontal bone that lodges the superior longitudinal sinus. **frontal s., inferior,** a sagittal sulcus on the external surface of the frontal lobe of the cerebrum. **genual s.**, a small fissure near the genu of the corpus callosum. **s. ham'uli pterygoi'dei** [B N A], the hamular groove **Harrison's s.** See *Harrison's groove*, under *groove*. **horizontal s., lesser,** one which subdivides the inferior semilunar lobe of the cerebellum. **s. hypothalam'icus [monroi]** [B N A] See *s of Monro*. **s. infrapalpebra'lis** [B N A], the furrow beneath the lower lid. **intercalary s.**, a sulcus above and parallel to the corpus callosum. **intermediate s., anterior,** an occasional furrow between the anterior median fissure and the anterior lateral sulcus. **intermediate s., posterior,** a sulcus in the cervical part of the spinal cord between the funiculus gracilis and the funiculus cuneatus. **intertubercular s.**, the bicipital groove of the humerus. **intragracile s.**, a fissure of the cerebellum between the lobulus gracilis minor and the lobulus gracilis posterior. **intraparietal s.** 1 That which follows the junction of the superior and inferior parietal bones 2 A fissure between the superior and inferior parietal lobes **lateral s.**, a channel in the temporal and occipital bones which lodges the lateral sinus. **limiting s., s. lim'itans** [B N A], a longitudinal groove on the ventricular surface of the embryonic brain separating the dorsolateral sensory plates from the ventrolateral motor plate. **s. lim'itans in'sulæ,** Reil's sulcus. **s. luna'tus,** a small semilunar furrow sometimes seen on the lateral surface of the occipital lobe of the cerebrum. This sulcus is conspicuous in the brain of certain apes and was called by Reidinger the "Affenspalte" **s. mentolabia'lis** [B N A], the furrow between the lower lip and the chin. **midgracile s.**, one which divides the slender lobe of the cerebellum into two subequal parts. **s. of Monro,** the fissure at the anterior lower part of the third ventricle, from which the foramina of Monro diverge. **s. nasolabia'lis** [B N A], the furrow between the nose and the upper lip. **s. ner'vi radia'lis** [B N A], the musculospiral groove. **nymphocaruncular s., nymphohymeneal s.**, a groove between the hymen and the labium minus. **occipital s.**, a groove on the mastoid process that lodges the mastoid artery. **paramesial s.**, a fissure along the middle of the superior frontal gyrus (somewhat frequently wanting). **periconchal s.**, the groove on the posterior surface of the auricle which corresponds to the antihelix. **polar s.**, any one of the small fissures which surround the posterior end of the calcarine fissure. **s. postcentra'lis,** the postcentral fissure of the cerebellum. **postclival s.**, a fissure of the cerebellum between the lobus clivi and the lobus cacuminis. **postgracile s.**, one which separates the slender lobe of the cerebellum from the inferior semilunar lobe. **postnodular s.**, one on the under side of the cerebellum, between the nodule and the uvula. **postpyramidal s.**, one on the lower side of the cerebellum, between the pyramid and the tuber valvulæ. **preauricular s.**, a groove in front of the auricular surface of the ilium for the anterior iliosacral ligament: found chiefly in the women of Java. **precentral s.**, a sulcus in front of the fissure of Rolando. **preclival s.**, a fissure of the cerebellum between the lobus culminis and the lobus clivi. **pregracile s.**, one on the lower surface of the cerebellum, between the biventral and slender lobes. **prepyramidal s.**, one on the under surface of the cerebellum, between the uvula and the pyramid. **prerolandic s.** Same as *precentral s.* **s. promonto'rii** [B N A], a groove in the surface of the promontory of the tympanum lodging the tympanic nerve. **s. pulmona'lis,** a groove on the back along each side of the vertebral column. **Reil's s.**, a groove in the bottom of the sylvian fissure, partially bounding the insula. **retrocentral s.**, a cerebral fissure behind and parallel to the fissure of Rolando. **sagittal s.**, the sagittal groove. See *groove.* **scleral s., sclerocorneal s.**, the groove at the junction of the sclera and cornea. **sigmoid s.**, the more lateral part of the lateral sulcus. **s. spira'lis,** the grooved extremity of the lamina spiralis of the cochlea. **s. syl'vii,** the fissure of Sylvius. See *fissure.* **s. transver'sus** [B N A], the groove in the parietal bone for the lateral sinus. **triradiate s.**, the orbital fissure. **Turner's s.**, intraparietal sulcus (2d def.). **s. tympan'icus,** the groove into which the membrana tympani fits. **s. ventra'lis,** the anterior median fissure of the spinal cord. **vermicular s.**, a fissure between the vermis and the lateral hemisphere of the cerebellum **vertical s.**, the precentral sulcus **Waldeyer's s.**, the sulcus spiralis.

sulfarsenol (sul-far'se-nol) Sulpharsphenamin.

sulfid, sulfonal, sulfur, etc. See *sulphid*, etc.

sulfoform (sul'fo-form). Triphenylestibinsulphid, a preparation liberating sulphur easily and used in scalp diseases.

sulfosote (sul'fo-sōt). See *sulphosot.*

sulfuraria (sul-fu-ra're-ah). A yellow powder of the sulphurous mud deposited in the springs of San Filippo, in Italy. See *sulphuraria.*

sullacetin (sul-as'et in) A potassiosodium compound of pyrocatechinmonoacetic and guaiacol sulphonic acids used in tuberculosis. Dose, 8 gr. (0 5 gm).

sullage (sul'āj). Sewage.

sulphacid (sulf-as'id). A thio-acid.

sulphaldehyd (sul-fal'de-hīd). An ill-smelling, oily substance prepared from acetaldehyd and hydrogen sulphid. It has been used as a hypnotic.

sulphamin (sul-fam'in). The univalent radical—SO_2NH_2.

sulphaminol (sul-fam'in-ol). A pale-yellow powder, thio-oxydiphenylamin $C_6H_4\langle^{S-S}_{NH}\rangle C_6H_3OH$, insoluble in water, but soluble in alcohol, glacial acetic acid, and alkaline solutions. It is absorbent and antiseptic, and is used externally as a wound-dressing, and internally for cystitis and diseases of the cerebrum and frontal sinus; also by insufflation in laryngeal tuberculosis. Dose, 4 gr. (0 25 gm).

sulphanilate (sulf-an'il-āt). A salt of sulphanilic acid.

sulphanilic acid (sul-fan-il'ik). See *acid.*

sulphaqua (sulf-ak'wah). A proprietary preparation used locally in skin diseases, gout, rheumatism, etc.

sulpharsphenamin (sul-far-sfen'am-in). An organic arsenic preparation, the disodium salt of diamino-dihydroxy-arsenobenzene-normal-dimethylene-sulphonate, $(NaO\,SO_2\,CH_2.NH(OH)\,C_6H_3As\cdot)_2 4H_2O$. It contains 18–20 per cent. of arsenic and is used in the treatment of syphilis. It differs from neo-arsphenamin in having two side chains instead of one and in that the sulphur has a valence of four instead of two. It is used by intramuscular, subcutaneous, or intravenous injection.

sulphate (sul'fāt) [L. *sul'phas*]. Any salt of sulphuric acid, **acid s.**, one in which only one-half

of the hydrogen of the sulphuric acid is replaced: a bisulphate. **basic s.**, a subsulphate; one in which the normal sulphate of the base is combined with a hydrate or oxid of the same base. **conjugate s's, conjugated s's,** aromatic substances, such as phenol, scatoxyl, and indoxyl, which occur in the urine combined with mineral sulphates; called also *ethereal s's.* **normal s., neutral s.,** one in which all the hydrogen of the sulphuric acid is replaced.

sulphatid (sul'fat-id). One of a class of lipoid substances which are esters of sulphuric acid. They are found largely in the medullated nerve-fibers.

sulphatine (sul'fat-ēn). A proprietary insect-poison containing calcium oxid, copper oxid, sulphuric acid, and sulphur.

sulphemoglobin (sulf"em-o-glo'bin). See *sulphmethemoglobin.*

sulphemoglobinemia (sulf"hem-o-glo-bin-e'me-ah). The presence of sulphmethemoglobin in the blood.

sulphenthal (sul'fen-thal). Phenolsulphonephthalein.

sulphichthyolic acid (sulf"ik-thi-ol'ik). See *acid.*

sulphid (sul'fid). Any binary compound of sulphur, a compound of sulphur with another element or base.

sulphindigotate (sul-fin'dig-o-tāt). Any salt of sulphindigotic acid.

sulphindigotic acid (sul"fin-dig-o'tik). A compound, $C_8H_5NO\,SO_3$, formed by the action of sulphuric acid on indigo

sulphinid (sul'fin-id). Same as *saccharin.*

sulphite (sul'fīt) [L. *sul'phis*]. Any salt of sulphurous acid.

sulphmethemoglobin (sulf"meth-em-o-glo'bin). A greenish substance formed by treating blood with hydrogen sulphid. It is the cause of the greenish color seen in the abdominal walls and along the vessels of cadavers. Called also *sulphemoglobin.*

sulpho-acid (sul-fo-as'id). An acid in which sulphur displaces carbon or oxygen.

sulphocalcine (sul-fo-kal'sīn). A preparation used in diphtheria.

sulphocarbol (sul-fo-kar'bol). Same as *sulphocarbolic acid* See under *acid.*

sulphocarbolate (sul"fo-kar'bo-lāt). Any salt of sulphocarbolic acid.

sulphocarbolic acid (sul"fo-kar-bol'ik). See *acid.*

sulphoconjugation (sul"fo-kon-ju-ga'shun). The formation of conjugated sulphates.

sulphocyanate (sul-fo-si'an-āt). Same as *thiocyanate.*

sulphocyanic acid (sul"fo-si-an'ik). Same as *thiocyanic acid.*

sulphoform (sul'fo-form). Triphenyl antimony sulphid, $(C_6H_5)_3SbS$ used in skin diseases

sulphogel (sul'fo-gel). A gel in which sulphuric acid is the medium instead of water.

sulphogen (sul'fo-jen). A proprietary preparation of sulphur, magnesia, genista, etc · used as an antifermentative. Dose, 1 dr. (4 gm.).

sulphogenol (sul-fo'jen-ol). The ammonium salt of sulphonated crude mineral oil.

sulphohydrate (sul-fo-hi'drāt). Sulphydrate.

sulphoid (sul'foid). Colloidal sulphur: used in alopecia.

sulpholipin (sul-fo-li'pin). A lipin which on hydrolysis yields sulphuric acid.

sulpholysis (sul'fol'is-is) [*sulph-* + Gr. λύσις dissolution]. A double decomposition, similar to hydrolysis, but in which sulphuric acid takes the place of water.

sulphonal (sul'fo-nal). A white, crystalline compound, $(CH_3)_2C(SO_2C_2H_5)_2$, diethylsulphone-dimethylmethane, readily soluble in alcohol and slowly in 100 parts of water. It has moderate hypnotic properties, and is used in insomnia of functional origin. Dose, 5–30 gr. (0.333–2 gm.).

sulphonalism (sul'fo-nal-izm). The ill effects of the injudicious use of sulphonal; also the habitual use of sulphonal as an intoxicant.

sulphonaphthol (sul-fo-naf'thol). A proprietary antiseptic substance: used like carbolic acid. Called also *milk oil.*

sulphone (sul'fōn). 1. The radical SO_2. 2. Any sulphur alcohol or ether; any compound of SO_2 with one or two hydrocarbons. It is analogous to ketone.

sulphonethylmethane (sul-fo-neth-il-meth'ān). See *trional.*

sulphonic (sul-fon'ik). Indicating chemical compounds containing the sulphonic group.

sulphonmethane (sul-fōn-meth'ān). See *sulphonal.*

sulphoparaldehyd (sul"fo-par-al'de-hīd). A crystalline substance, $(CH_3.CHS)_3$, or trithioacetaldehyd; insoluble in water, but soluble in alcohol, and used as a hypnotic.

sulphophenol (sul-fo-fe'nol). Sulphocarbolic acid.

sulphoprotein (sul-fo-pro'te-in). Any one of a series of albumins containing loosely combined sulphur.

sulphopyrin (sul-fo-pi'rin). A white, crystalline powder, antipyrin para-amino-benzene sulphonate.

sulphoricinate (sul-fo-ris'in-āt). See *solvin* and *polysolvol.*

sulphosalicylic acid (sul"fo-sal-is-il'ik). See *acid.*

sulphosalt (sul'fo-salt). A salt of sulphonic acid.

sulphose (sul'fōs). A proprietary preparation of ammonium ichthyolsulphonate: used like ichthyol.

sulphoselene (sul'fo-se-lēn). A selenium compound which has been used in the treatment of cancer.

sulphosol (sul'fo-sol). A sol in which sulphuric acid is the dispersion medium.

sulphosot (sul'fo-sōt). Potassium creosote sulphonate· used in treatment of tuberculosis. Dose, 5–20 gr. (0.333–1.33 gm).

sulphosteatite (sul-fo-ste'at-īt). A proprietary insect-powder.

sulpho-urea (sul-fo-u're-ah). Same as *thio-urea.*

sulphoxid (sul-foks'id). Any member of a group of compounds intermediate between the alkyl sulphids and the sulphones.

sulphoxism (sul-foks'izm). Sulphuric-acid poisoning.

sulphugator (sul'fu-ga-tor). A roll of muslin charged with sulphur, to be burned in fumigation.

sulphume (sul'fūm). A proprietary preparation said to be a liquid form of pure sulphur: used internally and externally in various diseases.

sulphur (sul'fur) [L. gen. *sulphu'ris*]. A nonmetallic element existing in many allotropic forms, and asserted by some to be a compound; symbol, S; atomic weight, 31.06. Sulphur is a laxative and diaphoretic, and is used in diseases of the skin and respiratory organs, and in hemorrhoids, habitual constipation, etc. Dose, 10–30 gr. (0.666–2 gm.). **s. dioxid,** a corrosive gas, SO_2; incorrectly called sulphurous acid. It is destructive to bacteria, and is important as a disinfecting agent. Inhalation of this gas may give rise to bronchitis. **flower of s.,** sublimed sulphur. **hepar-s., liver of s.** See *potassa sulphurata.* **s. hydrid,** sulphureted hydrogen, SH_2; a gas having the smell of rotten eggs; sometimes used as a rectal injection. **s. iodid,** a binary compound, S_2I_2: used in ointments. **lac-s.,** precipitated sulphur. **s. lo'tum,** washed sulphur. **milk of s.** See *precipitated s.* **precipitated s.** [L. *s. præcipita'tum, lac sulphu'ris*], milk of sulphur; sulphur precipitated from a solution of calcium penta-

sulphid and thiosulphate: it contains more or less calcium sulphid, etc. **sublimed s.** [L. *sul'phur sublima'tum*], sulphur in fine, yellow powder, obtained by cooling the heated vapor of ordinary sulphur. **s.-vasogen,** an ointment containing sulphur and vasogen, either semisolid or fluid: useful in seborrhea. **vegetable s.,** lycopodium. **washed s.** [L. *sul'phur lo'tum*], sublimed sulphur purified by washing with water.

sulphuraria (sul-fu-ra're-ah). A sediment from certain springs: said to contain sulphur, calcium sulphid, strontium sulphate, silica, etc.: used in skin diseases.

sulphurated, sulphureted (sul'fu-ra-ted, sul'fu-ret-ed). Combined or charged with sulphur.

sulphurator (sul'fu-ra-tor). An apparatus for applying sulphur fumes, as in disinfecting.

sulphuret (sul'fu-ret). Same as *sulphid*.

sulphuric acid (sul-fu'rik). See *acid*.

sulphurine (sul'fu-rīn). A proprietary combination of certain of the higher sulphids of sodium and potassium with sulphur.

sulphurize (sul'fu-rīz). To cause to combine with sulphur.

sulphurous acid (sul'fu-rus). See *acid*.

sulphuryl (sul'fu-ril). The radical SO_2.

sulphydral (sul-fi'dral). A proprietary antiseptic preparation.

sulphydrate (sul-fi'drāt). Any compound of a base with sulphydric acid or, more correctly, with the radical sulphydril, SH, or hydrogen sulphid.

sulphydryl (sulf-hi'dril). The univalent radical SH.

sultan 4 B. Same as *benzopurpurin 4 B*.

sultar (sul'tar). A proprietary disinfectant.

Sum., sum. An abbreviation for L. *su'mat*, let him take; or *sumen'dum*, to be taken.

sumac, sumach (su'mak). A name of various species of *Rhus* (q. v.), applied principally to the non-poisonous species. astringent.

sumbul (sum'bul) [Arabic]. The rhizome and root of *Fer'ula sum'bul*, an umbelliferous plant of Asia, of a musk-like odor, which is used in neurasthenia, delirium, and hysteria. Dose of fluidextract, 10–60 min. (0.666–4 c.c.); of tincture, 1–4 fl dr. (4–16 c.c.); of extract, 4 gr (0.25 gm.).

summation (sum-a'shun) [L. *sum'ma* total]. The accumulative effects of a number of stimuli applied to a muscle.

summer cholera, complaint, diarrhea. See *cholera morbus*. **s.-rash,** lichen tropicus. **s. wounds.** See *esponja* and *habronemiasis*.

sunburn (sun'bern). Dermatitis with burning and redness, due to exposure to the rays of the sun.

sundew. See *Drosera*.

sunstroke (sun'strōk). Insolation, or thermic fever; a condition produced by exposure to the sun, and marked by convulsions, coma, and a high temperature of the skin.

super- [L. *su'per* above]. A prefix signifying above, or implying excess.

superabduction (su"per-ab-duk'shun). Extreme or excessive abduction.

superacid (su-per-as'id). Excessively acid.

superacidity (su"per-as-id'it-e). Increase of the normal acidity of the gastric secretion.

superacromial (su"per-ak-ro'me-al). Above or upon the acromion.

superactivity (su-per-ak-tiv'it-e). Activity greater than normal.

superacute (su"per-ak-ūt'). Very acute.

superalbal (su-per-al'bal) [L. *su'per* over + *al'ba* white]. Situated in the upper part of the white substance of the brain, as, *superalbal* veins.

superalbuminosis (su"per-al-bu-min-o'sis). Excessive formation of albumin.

superalimentation (su"per-al-im-en-ta'shun). Therapeutic treatment by excessive feeding beyond the requirements of the appetite. It is employed in wasting diseases. Called also *gavage*.

superalkalinity (su-per-al-kal-in'it-e). Excessive alkalinity.

supercallosal (su"per-kal-o'sal). Situated above the corpus callosum.

supercarbonate (su-per-kar'bo-nāt). See *bicarbonate*.

supercentral (su-per-sen'tral). 1. Above a center. 2. Above the central sulcus of the brain.

supercerebellar (su-per-ser-e-bel'ar). In the upper part of the cerebellum.

supercerebral (su-per-ser'e-bral). At the upper part of the cerebrum.

superciliary (su-per-sil'e-a-re) [L. *supercilia'ris*]. Pertaining to the region of the eyebrow.

supercilium (su-per-sil'e-um), pl. *supercil'ia* [L.]. The eyebrow.

superdicrotic (su-per-di-krot'ik). Hyperdicrotic.

superdistention (su"per-dis-ten'shun). Extreme or excessive distention.

superduct (su-per-dukt') [L. *su'per* over + *du'cere* to draw]. To carry up or elevate.

superdural (su-per-du'ral). Located in the upper part of the dura mater.

superexcitation (su"per-eks-i-ta'shun) [L. *su'per* over + *excita'tio* excitement]. Extreme or excessive excitement.

superextended (su-per-eks-ten'ded). Distended beyond the normal.

superextension (su"per-eks-ten'shun). Excessive or undue extension.

superfatted (su-per-fat'ed). Containing more fat than can be combined with the quantity of alkali present.

superfecundation (su"per-fe-kun-da'shun) [L. *su'per* over + *fecunda're* to fertilize]. The successive fecundation of two ova formed at the same menstrual period.

superfetation (su"per-fe-ta'shun) [L. *su'per* over + *fetus*]. The fertilization in the same uterus of two ova formed at different menstrual periods; the fecundation of a woman already pregnant.

superfibrination (su"per-fib-rin-a'shun). The formation of an excessive amount of fibrin in the blood.

superficial (su-per-fish'al) [L. *superficia'lis*]. Pertaining to or situated near the surface.

superficialis (su"per-fish-e-a'lis) [L. *superfi'cial*]. Situated on or near the surface. **s. col'li,** a nerve arising from the cervical plexus and supplying the surface of the neck on the side and in front. See *nerves, table of*. **s. vo'læ,** one of the branches of the radial artery.

superficies (su-per-fish'e-ēz) [L.]. The outer surface.

superfissure (su-per-fish'er). A fissure formed by the overlapping of two cerebral convolutions.

superflexion (su-per-flek'shun). Extreme or excessive flexion.

superfœtation (su"per-fe-ta'shun). See *superfetation*.

superfrontal (su-per-frun'tal). Situated at the upper or frontal part of a structure.

superfunction (su-per-funk'shun). Excessive activity of an organ or structure.

supergenual (su-per-jen'u-al). Above the knee.

supergyre (su'per-jīr). A cerebral convolution which overlaps another.

superimpregnation (su"per-im-preg-na'shun) [L. *su'per* over + *impregnation*]. 1. Superfecundation. 2. Superfetation.

superinduce (su-per-in-dūs'). To induce or bring on in addition to some already existing condition.

superinfection (su-per-in-fek'shun). Reinfection by a new inoculation of the same organism with which the individual is already infected.

superinvolution (su"per-in-vo-lu'shun) [L. *su'per* over + *involution*]. Hyperinvolution: excessive involution by which the uterus, after childbirth, is reduced to less than its normal size.

superior (su-pe're-or) [L. neut. *supe'rius*]. Higher; having a higher situation.

superlactation (su"per-lak-ta'shun) [L. *su'per* + *lacta're* to suckle]. Excessive secretion of milk.

superlethal (su-per-le'thal). More than lethal; said of a dose of a drug that is likely to kill.

superligamen (su"per-lig-a'men) [L. *su'per* over + *liga'men* bandage]. A bandage applied over a surgical dressing to keep it in place.

supermaxilla (su-per-mak-sil'ah). The superior maxilla.

supermedial (su-per-me'de-al). Situated above the middle.

supermoron (su-per-mo'ron). A person who is above the grade of a moron, being only slightly deficient mentally.

supermotility (su"per-mo-til'it-e) [L. *su'per* over + *motility*]. Excessive motility in any part or of any organ or structure.

supernormal (su-per-nor'mal). More than normal.

supernumerary (su-per-nu'mer-a-re) [L. *supernumera'rius*]. In excess of the regular or normal number.

supernutrition (su"per-nu-trish'un). Excessive nutrition.

superoccipital (su-per-ok-sip'it-al). At the upper part of the occiput.

superofrontal (su"per-o-frun'tal). Same as *superfrontal*.

superolateral (su"per-o-lat'er-al). Above and at the side.

superpalite (su-per'pal-īt). See *trichloromethyl chloroformate*.

superparasite (su-per-par'as-it). Hyperparasite.

superpetrosal (su"per-pe-tro'sal). Superior petrosal.

superphosphate (su-per-fos'fāt). Any acid phosphate.

superpigmentation (su"per-pig-men-ta'shun). Excessive pigmentation.

supersalt (su'per-sawlt). Any salt with an excess of acid; a persalt or acid salt.

supersaturate (su-per-sat'u-rāt) [L. *su'per* over + *saturate*]. To add more of an ingredient than the solvent can take up permanently.

supersaturated solution (su-per-sat'u-ra-ted). See *solution*.

superscription (su-per-skrip'shun) [L. *superscrip'tio*]. The sign ℞ before a prescription. See *prescription*.

supersecretion (su"per-se-kre'shun) [L. *su'per* over + *secre'tio* secretion]. Excess of any secretory function.

supersedent (su-per-se'dent). A remedy which cures or prevents a disease in a part.

supersensitation, supersensitization (su"per-sen-sit-a'shun, su"per-sen-sit-iz-a'shun). Hypersensitization.

superseptal fissure (su-per-sep'tal). See *fissure*.

supersphenoid (su-per-sfē'noid). Above the sphenoid bone.

supersulcus (su-per-sul'kus). Superfissure.

supertemporal convolution (su-per-tem'po-ral). The inframarginal convolution.

supertension (su-per-ten'shun). Extreme tension.

supervenosity (su-per-ve-nos'it-e). A condition of extreme venosity of the blood.

supervention (su-per-ven'shun). The development of some condition in addition to an already existing one.

supervirulent (su-per-vir'u-lent). Unusually virulent.

supinate (su'pin-āt). To turn the arm or hand so that the palm faces to the front; also to rotate the leg outward.

supination (su-pin-a'shun) [L. *supina'tio*]. 1. The turning of the palm of the hand upward. 2. The casting up of food that has been eaten.

supinator (su-pin-a'tor) [L.]. See *muscles, table of*.

supine (su-pīn') [L. *supi'nus*]. Lying on the back or on the dorsum or with the dorsum turned downward.

suplago-albumin, suplagalbumin (su-pla"go-al-bu'min, su-pla"gal-bu'min) [L. *sus* hog + *pla'ga* plague + *albumin*]. An albumose characteristic of swine-plague.

suplagotoxin (su-pla-go-toks'in) [L. *sus* swine + *pla'ga* plague + *toxin*]. One of the ptomains of swine-plague.

suppedania (sup-e-da'ne-ah) [L. *sub* under + *pes* foot]. Local applications to the soles of the feet.

supplemental (sup-le-men'tal). Supplementary; serving as a supplement or addition. See *air*.

supplementary air (sup-le-men'ta-re) [L. *supplementa'rius*]. That part of the residual air of the lung which, after the tidal air is expelled, may be driven out by forced respiration. **s. respiration**, puerile respiration. See *respiration*.

support, Abée's. An appliance for producing compression over the breast region to quiet an overacting heart.

suppository (sup-oz'it-o-re), pl. *suppos'itoria* [L. *supposito'rium*]. An easily fusible medicated mass to be introduced into the vagina, rectum, or urethra. Suppositories are usually prepared from oil of theobroma, except those intended for the urethra, which are made with glycerin. **glycerin s.**, glycerin solidified with 6 to 7 per cent. of sodium stearate.

suppression (sup-resh'un) [L. *suppres'sio*]. The sudden stoppage of a secretion, excretion, or normal discharge.

suppurant (sup'u-rant) [L. *sup'purans*]. 1. Suppurating. 2. An agent that causes suppuration.

suppurantia (sup-u-ran'she-ah). Substances that cause suppuration.

suppuration (sup-u-ra'shun) [L. *sub* under + *pu'ris* pus]. The formation of pus; the act of becoming converted into and discharging pus.

suppurative (sup'u-ra-tiv). Producing pus, or associated with suppuration.

supra- [L. *su'pra* above]. A prefix signifying *above* or *over*.

supra-acromial (su"prah-ak-ro'me-al). Situated above or over the acromion.

supra-acromiohumeralis (su"prah-ak-ro"me-o-hu-mer-a'lis). The deltoid muscle.

supra-anal (su-prah-a'nal). Situated above the anus.

supra-auricular (su"prah-aw-rik'u-lar). Situated above or over an auricle.

supra-axillary (su-prah-ak'sil-a-re) [L. *su'pra* above + *axil'la* armpit or axil]. Situated above the axilla.

suprabuccal (su-prah-buk'al). Above the buccal region.

supracapsulin (su-prah-kap'su-lin). A trade name for epinephrin.

supracellar (su-prah-sel'ar). Situated over or above the sella turcica.

supracerebellar (su"prah-ser-e-bel'ar). On the upper surface of the cerebellum.

supracerebral (su-prah-ser'e-bral). Over or on the surface of the cerebrum.

suprachoroid (su-prah-ko'roid). Situated above or upon the choroid.

suprachoroidea (su"prah-ko-roid'e-ah). The outermost layer of the choroid coat; the loose tissue between the sclerotic and the choroid coat of the eye. Called also *ectochoroidea* and *suprachoroid lamina*.

supraciliary (su-prah-sil'e-a-re). Superciliary.

supraclavicular (su"prah-klav-ik'u-lar). Situated above the clavicle.

supraclavicularis (su"prah-klav-ik-u-la'ris) [L.]. An occasional muscle arising from the upper edge of the manubrium and running outward over the sternoclavicular joint, to be inserted into the clavicle.

supraclusion (su-pra-klu'zhun). The condition in which a tooth projects above the normal occlusal plane.

supracommissure (su-prah-kom'is-ūr) [L. *su'pra* above + *commissure*]. A cerebral commissure situated in front of the stalk of the pineal body.

supracondylar, supracondyloid (su-prah-kon'dil-ar, su-prah-kon'dil-oid). Situated above a condyle or condyles.

supracostal (su-prah-kos'tal). Situated above a costa, or rib, or outside of the ribs.

supracotyloid (su-prah-kot'il-oid) [L. *su'pra* above + *cotyloid*]. Situated above the acetabulum.

supracranial (su-prah-kra'ne-al). On the upper surface of the cranium.

supradiaphragmatic (su"prah-di-af-rag-mat'ik). Above the diaphragm.

supradin (su-prah'din). A patented dry preparation of the suprarenal capsules, containing 0.015 per cent. of iodin. It is used in diabetes insipidus, neurasthenia, melasma, and vasomotor disturbances.

supradural (su-prah-du'ral). Above the dura mater.

supra-epicondylar (su"prah-ep-ik-on'dil-ar). Situated or occurring above the epicondyle.

supra-epitrochlear (su-prah-ep-e-trok'le-ar). Above the internal epicondyle of the humerus.

supraglenoid (su-prah-gle'noid). Situated above the glenoid cavity.

supraglottic (su-prah-glot'ik). Situated above the glottis

suprahepatic (su"prah-he-pat'ik). Situated above the liver.

suprahyoid (su-prah-hi'oid). Situated above the hyoid bone.

supra-inguinal (su-prah-in'gwin-al). Situated above the groin.

supra-intestinal (su-prah-in-tes'tin-al). Situated above the intestine.

supraliminal (su-prah-lim'in-al). Above the limen of sensation; more than just perceptible.

supralumbar (su-prah-lum'bar). Situated above the loin.

supramalleolar (su"prah-mal-e'o-lar). Situated above a malleolus.

supramammary (su-prah-mam'a-re). Situated above the mammary gland.

supramandibular (su-prah-man-dib'u-lar). Located above the mandible.

supramarginal (su-prah-mar'jin-al). Situated above a margin.

supramastoid (su-prah-mas'toid). Situated above the mastoid portion of the temporal bone.

supramaxilla (su"prah-maks-il'ah) [L. *su'pra* over + *max'illa* jaw]. The upper jaw bone.

supramaxillary (su-prah-maks'il-a-re). 1. Pertaining to the upper jaw. 2. Situated above the maxilla.

supramaximal (su-prah-mak'sim-al). Above the maximum temperature.

supramental (su-prah-men'tal) [L. *su'pra* above + *men'tum* chin]. Situated above the chin.

supranasal (su-prah-na'sal). Above the nose.

supraneural (su-prah-nu'ral) [L. *su'pra* above + Gr. *νεῦρον* nerve]. Above a nerve, or above a neural axis.

supranuclear (su-prah-nu'kle-ar). Situated or occurring above or on the cortical side or surface of a nucleus.

supra-obliquus (su"prah-ob-li'kwus) The obliquus superior muscle of the eye.

supra-occipital (su"prah-ok-sip'it-al). Situated above or in the upper portion of the occiput.

supra-occlusion (su"prah-ok-lu'zhun). Same as *supraclusion*.

supra-ocular (su-prah-ok'u-lar). Above the eyeball.

supra-optimal (su-prah-op'tim-al). Above the optimal.

supra-optimum (su-prah-op'tim-um). A temperature higher than that best suited to the growth of an organism.

supra-orbital (su-prah-or'bit-al) [L. *su'pra* above + *or'bita* orbit]. Situated above the orbit.

suprapatellar (su"prah-pat-el'ar). Situated above the patella.

suprapelvic (su-prah-pel'vik). Situated above the pelvis.

suprapineal (su-prah-pi'ne-al). Situated above the pineal gland.

suprapontine (su-prah-pon'tīn). Situated above or in the upper part of the pons.

suprapubic (su-prah-pu'bik). Situated or performed above the pubic arch.

suprarenaden (su-prah-ren'ad-en) [*suprarenal* + Gr. *ἀδήν* gland]. A therapeutic agent prepared from the suprarenal glands of animals used in neurasthenia, diabetes insipidus, and Addison's disease. Dose, 15–23 gr. (1–1.5 gm.).

suprarenal (su-prah-re'nal) [L. *su'pra* above + *ren* kidney] Situated above a kidney. See *suprarenal gland*, under *gland*.

suprarenalectomy (su-pra-re-nal-ek'to-me) [*suprarenal* + Gr. *ἐκτομή* excision]. Excision of the suprarenal gland.

suprarenalemia, suprarenalæmia (su-prah-re-nal-e'me-ah) [*suprarenal* secretion + Gr *αἷμα* blood]. Increase of suprarenal secretion (adrenalin) in the blood.

suprarenalin (su-prah-ren'al-in). The active principle of the suprarenal glands: used as a hemostatic. See *adrenalin* and *epinephrin*.

suprarenalopathy (su"prah-re-nal-op'ath-e) [*suprarenal* gland + Gr. *πάθος* disease]. A disorder due to derangement of the suprarenal endocrine function.

suprarene (su-prah-rēn') [L. *su'pra* above + *ren* kidney]. A suprarenal gland.

suprarenin (su-prah-re'nin). Same as *epinephrin*. **levo s.**, a synthetic product similar to the natural epinephrin.

suprarenoma (su-prah-re-no'mah). A tumor derived from the suprarenal tissue.

suprascapular (su-prah-skap'u-lar). Situated upon or on the upper part of the scapula.

suprascleral (su-prah-skle'ral). On the outer surface of the sclera.

supraseptal (su-prah-sep'tal). Situated above a septum.

supraspinal (su-prah-spi'nal). Situated upon or above a spine.

supraspinalis (su"prah-spi-na'lis). See *muscles, table of*.

supraspinatus (su"prah-spi-na'tus). See *muscles, table of*.

supraspinous (su-prah-spi'nus). Situated above a spinous process.

suprastapedial (su"prah-sta-pe'de-al). Above the stapes.

suprasternal (su-prah-ster'nal). Situated above the sternum.

suprasylvian (su-prah-sil've-an). Situated above the sylvian fissure.

supratemporal (su-prah-tem'po-ral). Situated above the temporal bone, fossa, or region.

suprathoracic (su"prah-tho-ras'ik). Situated above or cephalad of the thorax.

supratonsillar (su-prah-ton'sil-ar). Above the tonsil.

supratrochlear (su-prah-trok'le-ar) [L. *su'pra* above + *troch'lea* pulley]. Situated above the trochlea.

supraturbinal (su-prah-ter'bin-al). The superior turbinal bone.

supratympanic (su"prah-tim-pan'ik). Above the tympanum.

supra-umbilical (su"prah-um-bil'ik-al). Above the umbilicus

supravaginal (su-prah-vaj'in-al). Situated above or outside of a sheath.

supraversion (su-pra-ver'zhun). The condition of a tooth when it is too long as related to the plane of occlusion.

supraxiphoid (su-prah-zi'foid). Above the xiphoid process.

supsals (sūp'salz). Suppositories of "606."

sura (su'rah) Latin for *calf of the leg.*

sural (su'ral). Pertaining to the calf of the leg.

suralimentation (sur"al-im-en-ta'shun) [L. *su'per* over + *alimen'tum* food]. Overfeeding, or gavage; superalimentation.

surcingle (sur'sing-l) [L. *su'per* over + *cin'gulum* belt]. The cauda striati, or tail of the striatum.

surdimutism (ser-dim-u'tizm). Deaf-mutism.

surdity (sur'dit-e) [L. *sur'ditas*]. Deafness.

surdomute (sur'do-mūt) [L. *sur'dus* deaf + *mu'tus* mute]. 1. Both deaf and dumb. 2. A deaf-mute person.

surdomutitas (sur-do-mu'tit-as). Latin for *deaf-mutism.*

surexcitation (ser"ek-sīt-a'shun) [L. *su'per* over + *excitation*]. Overexcitation; excessive excitation.

surface (ser'fās) [L. *fa'cies*] The outer part of a solid body. **buccal s.**, the surface of a molar or premolar tooth which adjoins the cheek. **contact s.**, the surface of a tooth which lies in contact with the next tooth in the same row. **distal s.**, the contact surface of a tooth which joins the succeeding tooth in the row **facial s.**, the buccal or labial surface of a tooth. **glenoid s.**, oral surface on the head of the scapula which, with the glenoid ligament, forms the glenoid cavity. **labial s.**, the surface of an incisor or canine tooth which adjoins the lip. **lingual s.**, the inner surface of a tooth, the surface which looks toward the tongue. **masticatory s.**, occlusal surface. **occlusal s.**, the surface of a bicuspid or a molar tooth which comes in contact with the similar tooth in the other jaw. **proximal s.**, the contact surface of a tooth which joins the preceding tooth of the row.

surfeit (sur'fit). Urticaria in horses.

surgeon (sur'jun) [L. *chirur'gio;* Fr. *chirurgien*]. A practitioner of surgery. **s.-apothecary,** in Great Britain, a practitioner who has passed the examinations required of a surgeon and an apothecary. **barber-s.**, formerly a barber who was authorized to practise surgery. **s.-dentist,** an authorized practitioner of dental surgery. **s.-general,** the chief surgeon of an army or navy. **house-s.**, the chief surgical intern of a hospital. **post-s.**, the surgeon of an established army post.

surgery (sur'jer-e) [L. *chirur'gia,* from Gr. χείρ hand + ἐργόν work]. 1. That branch of medicine which treats diseases, wholly or in part, by manual and operative procedures. 2. A place for the performance of surgical operations. **abdominal s.**, the surgery of the abdominal viscera. **antiseptic s.**, surgery conducted in accordance with antiseptic principles **arthrosteopedic s.**, surgery of the extremities and skeleton. **aseptic s.**, surgical practice which accords with the principles of asepticism. **aural s.**, the surgical treatment of diseases of the ear. **cerebral s.**, that which deals with operations upon the brain. **clinical s.**, surgery as practised in the teaching clinic. **conservative s.**, surgery which looks to the preservation or the restoration of disabled parts, rather than their removal **contract s.**, in the U. S army a physician or dentist engaged for temporary service in the medical department; called also *acting assistant surgeon.* **cosmetic s.**, that department of surgery which deals with procedures designed to improve the patient's appearance by plastic restorations, removal of blemishes, etc. **decorative s.** Same as *cosmetic s* **dental s.**, operative dentistry. **dentofacial s.**, surgery which deals with the teeth and mouth and their relation to facial symmetry. **featural s.**, plastic surgery of the face. **general s.**, that which deals with surgical cases of all kinds **ionic s.**, surgical ionization and electrolysis. **major s.**, surgery which is concerned with the more important and dangerous operations. **minor s.**, that which is concerned with the less formidable operations, such as bandaging and the application of splints and dressings. **operative s.**, the operative or more mechanical part of surgery, that which deals with methods or with operative procedures. **oral s.**, that branch of surgery and dentistry which deals with diseases and injuries of the mouth, teeth, and adjacent tissues. **orificial s.**, the surgery of the orifices of the body, as the mouth, anus, vulva, etc. **orthopedic s.**, that branch of surgery which deals with the correction of deformities; orthopedics. **pelvic s.**, the surgery of the pelvis; chiefly in gynecologic and obstetric cases. **plastic s.**, the repair of defects, chiefly by the transfer of tissue **railway s.**, the surgical treatment of railway injuries **rectal s.**, the surgical treatment of diseases of the rectum. **subcutaneous s.**, the performance of surgical operations through a very small opening in the skin. **veterinary s.**, the surgery of domestic animals.

surgical (sur'jik-al). Of, or pertaining to, surgery.

surgiology (ser-je-ol'o-je). A term proposed to include research in physiology as connected with surgery, and experimental surgery, etc.

surinamin (su-rin'am-in) A methyl tyrosin, paraoxyphenyl-alphamethylamino-propionic acid, $OH.C_6H_4.CH_2.CH(COOH).NH.CH_3$, found in many plants.

surpalite (ser'pal-īt). Diphosgen.

surra (sur'ah). A disease of horses, camels, and other domestic animals in India, China, Africa, and the Philippine Islands, said to be caused by an animal microparasite, the *Trypanoso'ma evan'si.* It is marked by fever, petechia of mucous surfaces, edema, progressive anemia, and emaciation, ending in death. It is transmitted by the bite of gadflies or horseflies (Tabanidæ) and probably also by fleas.

surrenal (sur-e'nal). 1. Suprarenal. 2. A suprarenal body; an adrenal.

surrogate (sur'o-gāt) [L. *surroga'tus* substituted]. A substance used as a substitute for another.

sursanure (sur-sān'ūr) [L. *sur-* over + *sa'nus* healthy]. An old name for a sore healed outwardly, but not inwardly.

sursumduction (sur-sum-duk'shun) [L. *sur'sum* up + *duc'ere* to lead]. 1. The act of elevation of the visual axis of one eye above the other;

also the degree to which such elevation can be made. The ability to elevate the axis of one or of either eye above that of the other.

sursumvergence (sur-sum-ver'jens) [L. *sur'sum* upward + *ver'gere* to turn]. An associated upward disjunctive movement of the eyes.

sursumversion (sur-sum-ver'shun) [L. *sur'sum* upward + *ver'tere* to turn]. An act of turning or directing upward; used chiefly of a simultaneous and equal upward turning of both eyes.

surucucu (soo-roo-ko'koo). The *Lach'esis mu'tus*, a venomous snake of South America. See *lachesis*.

susceptibility (sus-sep-tib-il'it-e). The antonym of immunity. It may be acquired, familial, individual, inherited, racial, specific, etc., the same as is immunity.

suscitation (sus-sit-a'shun) [L. *suscita'tio*]. An arousal or excitation.

susotoxin (su-so-toks'in) [L. *sus* hog + *toxin*]. A ptomain or toxin, $C_{10}H_{26}N_2$, from cultures of the hog-cholera bacillus. It causes convulsions and death when injected into animals.

suspension (sus-pen'shun) [L. *suspen'sio*]. 1. A condition of temporary cessation, as of animation, of pain, or of any vital process. 2. Treatment, chiefly of spinal disorders, by suspending the patient by the chin and the shoulders. **cephalic s.**, suspension of a patient by the head in order to make extension of the vertebral column. **colloid s.**, a suspension in which the suspended particles are very small. **s. of the uterus**, the operation of suturing the uterus to the abdominal wall.

suspensoid (sus-pen'soid). See *suspension colloid*, under *colloid*.

suspensory (sus-pen'sor-e) [L. *suspenso'rius*]. 1. Serving to hold up a part. 2. A ligament, bone, muscle, sling, or bandage which serves to hold up a part.

sustentacular (sus-ten-tak'u-lar) [L. *sustenta're* to support]. Sustaining or supporting. See *cell*.

sustentaculum (sus-ten-tak'u-lum), pl *sustentac'ula* [L.]. A support. **s. li'enis**, the suspensory ligament of the spleen. **s. ta'li**, a process of the calcaneum which supports the astragalus.

sustoxin (sus-toks'in). Same as *susotoxin*.

susurrus (su-sur'us). Latin for *murmur*.

sutho (su'tho). A kind of leprosy occurring in Corea.

sutika (su'tik-ah). A disease of pregnant women of Bengal, marked by digestive troubles and fever during pregnancy, and after delivery by progressive pernicious anemia.

sutura (su-tu'rah). Latin for *suture*. **s. denta'ta**, the interlocking of bones by a saw-like process. **s. harmo'nia**, the simple apposition of bones. **s. limbo'sa**, an interlocking of bones by beveled surfaces. **s. mendo'sa**, a suture between the upper part of the occipital bone and the rest of that bone. **s. no'tha**, an apparent, but not true, suture of bones. **s. ser'rata** [B N A], Same as *s. denta'ta*. **s. squamo'sa** [B N A], the overlapping of the edges of bones. **s. ve'ra**, a true bony suture; one whose opposed edges interlock.

sutural (su'tu-ral). Of or pertaining to a suture; as, *sutural* ligament.

suturation (su-tu-ra'shun). The act or process of suturing, sewing, or stitching.

suture (su'tūr) [L *sutu'ra*]. 1. A surgical stitch or seam. 2. The line of junction of adjacent cranial or facial bones. **absorbable s.**, a suture which becomes dissolved in the body fluids and disappears, such as catgut and tendon. **Albert's s.**, a form of Czerny suture in which the first row of stitches is passed through the entire thickness of the intestine. **antiseptic s.**, a suture made with material that has been rendered antiseptic. **Appolito's s.**, a continued Gély's suture. **apposition s.**, a suture that includes only the skin: used for the exact approximation of the cutaneous edges of a wound. **approximation s.**, a deep suture for securing apposition of the deep tissues of a wound. **base-ball s.**, a form of continuous suture carried all around a wound. **basilar s.**, one separating the basilar process of the occipital bone from the body of the sphenoid. **bastard s.** See *sutura notha*. **Béclard's s.**, a through-and-through suture in which the needle is threaded with a white and a colored thread. When the suture is withdrawn, the white thread is pulled from one end and the colored one from the other. **Bell's s.**, a form of glovers' suture in which the needle is passed from within outward alternately on the two edges of the wound. **Bertrandi's s.**, a continuous suture passing back and forth or to and fro **Billroth's s.**, buttonhole suture. **biparietal s.** sagittal suture. **bolster s.**, a suture the ends of which are passed over pads of gauze or rubber tubing in order to lessen the tension on the skin. **Bouisson's s.**, an intestinal suture made by passing pins in and out on each side of the wound and drawing it together by threads passed around the pins. **Bozeman's s.**, a form of button-suture. **buried s.**, a series of stitches concealed by the skin. **button-s.**, one passed through button-like disks to prevent the thread from cutting. **catgut s.**, one made with catgut **chain s.**, a continuous suture in which each loop of thread catches the adjacent loop. **circular s.**, one which is applied to the entire circumference of an organ. **clavate s.**, a quilled suture. **coaptation s.** Same as *apposition s.* **cobblers' s.**, one made with a thread armed with two needles. **compound s.**, a quilled suture **Connell's s.**, a suture for circular enterorrhaphy, in which one-half of the lumen of the intestine is sutured by stitching through all the coats, and the other half is then closed by continuous suture. **continuous s.** See *glovers' s.* **coronal s.**, that formed by the union of the frontal bones with the two parietal bones. **Cushing's s.**, a form of continuous Lembert suture. **Czerny's s.** 1. An intestinal suture in which the thread is passed through the mucous membrane alone. 2. A method of uniting a ruptured tendon by splitting one of the ends and suturing the other in the slit. **Czerny-Lembert s.**, a combination of Czerny's and Lembert's sutures in circular enterorrhaphy. **dentate s.**, one in which the opposed edges of the bones are toothed or jagged. **dry s.**, one in which the stitches are made through two strips of adhesive plaster applied along either edge of a wound. **Dupuytren's s.**, a continuous Lembert suture. **Duvergier's s.**, the suturation of an intestine over a section of a calf's trachea. **Emmert's s.**, a series of double Lembert sutures used in closing intestinal wounds. **ethmoidofrontal s.**, the suture between the ethmoid and frontal bones. **ethmoidolacrimal s.**, the junction of the ethmoid and lacrimal bones. **ethmoidomaxillary s.**, the line of union between the orbital surface of the body of the maxilla and the os planum of the ethmoid bone. **ethmoidosphenoid s.**, the suture between the ethmoid and sphenoid bones. **false s.**, any suture in which there is no real interlocking of the bones, as in a harmonic or a squamous suture **figure-of-eight s.**, harelip suture. **frontal s.**, a suture in children between the lateral halves of the frontal bone. It sometimes persists throughout life. **fronto-ethmoidal s.**, ethmoidofrontal s **frontolacrimal s.**, the line of junction between the upper edge of the lacrimal and the orbital plate of the frontal bones. **frontomalar s.**, the suture between the frontal and malar bones. **frontomaxillary s.**, the suture between the frontal bone and superior maxilla. **frontonasal s.**, the suture between the frontal bone and the alæ of the sphenoid bone. **frontoparietal s.**, the coronoid suture. **fronto-**



Continued or glovers' suture.



Interrupted suture.



Quilt suture.

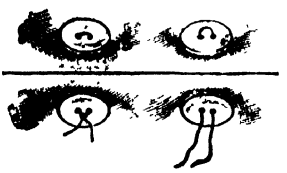

Button-suture

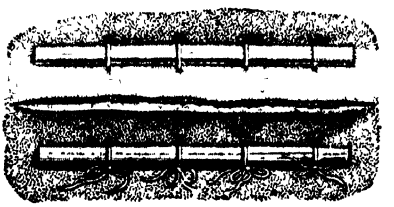

Quilled suture.

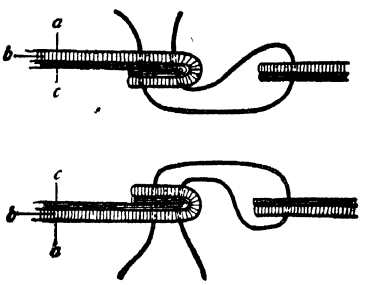

Iobert's suture for complete transverse division of gut. *a*, serous; *b*, muscular; *c*, mucous coat.

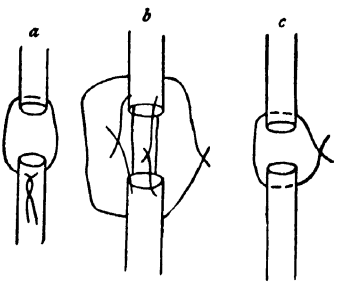

Tendon sutures. *a*, of Le Fort, *b*, of Le Dentu; *c*, of Lejars.

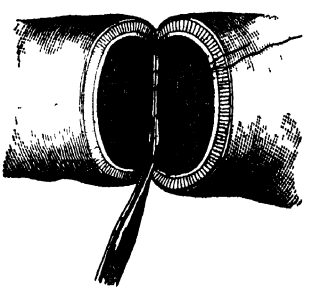

Wolfler's suture.

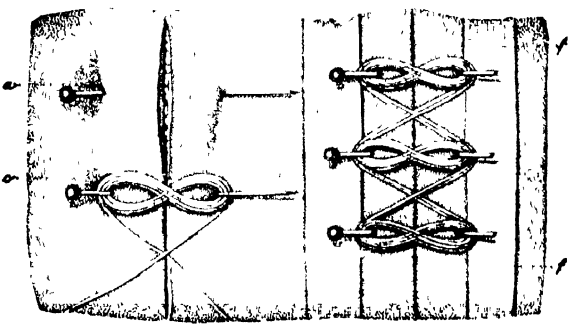

Twisted suture.

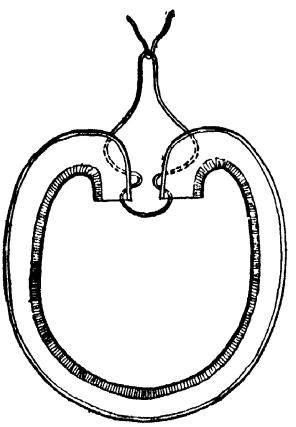

Gussenbauer's suture.

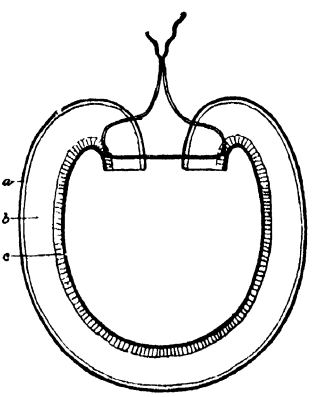

Lembert's suture *a*, serous, *b*, muscular; *c*, mucous coat

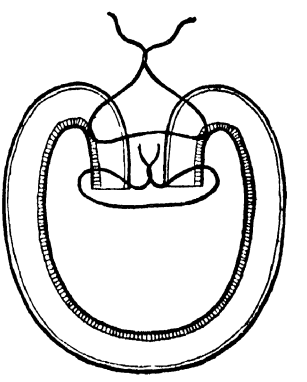

Czerny-Lembert suture.

sphenoid s., extends between the frontal and sphenoid bones. **frontotemporal s.**, the suture between the frontal and temporal bones. **Gély's s.**, a continuous suture for intestinal wounds, made by a thread with a needle at each end, and consisting of a series of cross-stitches closing the wound. **glovers' s.** 1. A suture made by passing the needle through each lip of the wound from within outward. 2. A continuous suture in which each stitch is looped through the one preceding it. **Gould's s.**, an intestinal suture of the mattress type. **Gussenbauer's s.**, a figure-of-8 suture for a rent of the intestine. **Halsted's s.**, a plain quilt-suture for suturing a wound in the intestine. **harelip s.**, a suture in which the edges of the wound are approximated by a large pin thrust through them, the position of the edges being maintained by a thread twisted in a figure-of-8 position about the ends of the pin. Called also *pin-s.* and *twisted s.* **Harris's s.**, a suture for uniting circular wounds of the intestine. The mucous membrane of the distal portion is denuded; the proximal end is then passed over the denuded distal end and sutured. **implanted s.**, a suture made by passing pins into the flesh parallel to the wound. The pins are drawn together with threads, thus closing the lips of the wound. **incisive s.** Same as *premaxillary s.* **india-rubber s.**, a harelip or twisted suture in which rubber rings are used instead of threads. **infolding s.**, a running suture inserted at parallel intervals and then drawn up so as to infold and approximate broad areas. **infra-orbital s.**, an occasional suture from the infra-orbital foramen to the infra-orbitral groove. **intermaxillary s.**, the line of junction of the two halves of the superior maxillary bone below the anterior nasal spine. **internasal s.**, one between the two nasal bones **interparietal s.**, the sagittal suture. **interrupted s.**, a series of stitches placed separately at short distances from each other to keep together the edges of a wound. **intradermic s.**, a suture applied parallel with the edges of the wound, but below the surface of the skin, the needle being entered at opposite points of the deep portions of the skin. **Jobert's s.**, an interrupted suture of various kinds for a divided intestine, the upper end being invaginated into the lower. **jugal s.**, sagittal suture. **knotted s.**, an interrupted suture the stitches of which are tied with knots. **lace s.**, a set of fine stitches closing a wound or fistula. **lacrimoconchal s.**, the line of junction of the lacrimal with the inferior turbinated bone. **lacrimomaxillary s.**, a suture on the inner wall of the orbit between the lacrimal bone and the maxilla. **lambdoid s.**, a cranial suture between the occipital and parietal bones. **lead-plate s.**, one the ends of which are fastened to plates of lead. **Le Dentu's s.**, for a divided tendon: Two stitches are passed on either side, right and left, and are tied in front; a third is taken from right to left above and below the cut, and is tied on one side. **Ledran's s.**, an intestinal suture in which single-threaded stitches about one inch apart are tied on each side of the wound separately, and the two bundles are then tied together. **Lefort's s.**, for a divided tendon: A single loop is passed above the cut, entering at one side, coming out and going in in front; it is then passed below the cut at each side, coming out in front, and is there tied. **Lembert's s.** 1. A form of seam for wounds of the intestine. A thread is taken through the peritoneal and muscular coats, crossing the wound in such a way that the lips of the wound are turned in and the two peritoneal surfaces come in contact. 2. A form of suture for lacerated perineum. **Littrè's s.**, a form used in operations for intestinal gangrene: The lower end of the bowel is ligated, and the upper end is joined to the inguinal ring to form an artificial anus. **Löffler's s.**, a suture mainly for intestinal wounds, in which interrupted wire loops are crossed and attached to the wound. **longitudinal s.**, sagittal suture. **loop-s**, an interrupted suture. **mattress-s.**, a continuous suture applied back and forth through both edges of a wound. **metopic s.** Same as *frontal s.* **nasofrontal s.**, a suture between the frontal and the two nasal bones. **nasomaxillary s.**, a suture between the lateral edge of the nasal bone and the frontal process of the maxilla. **nerve s.**, one for uniting the ends of a divided nerve, catgut or fine silk being commonly used **non-absorbable s.**, a suture which does not become absorbed, such as silk or silver wire **noose s.**, an interrupted suture. **occipitomastoid s.**, an extension of the lambdoid suture between the posterior edge of the mastoid portion of the temporal bone and the occipital. **palatine s.**, the suture between the palate bone and the palatine processes. **palato-ethmoidal s.**, the suture between the orbital process of the palate bone and the os planum of the ethmoid **palato-maxillary s.**, the suture in the floor of the orbit between the orbital processes of the palate bone and the orbital position of the maxilla. **Palfyn's s.**, loops of thread are passed through a wound of the intestine, and the ends are secured to the skin. **Pancoast's s.**, a form of tongue-and-groove suture. See *plastic s.* **Paré's s.**, the use of strips of cloth pasted along the edges of a wound, which are stitched together so as to approximate the wound margins. **parietal s.**, sagittal suture. **parieto-mastoid s.**, the junction of the posterior inferior angle of the parietal with the mastoid process of the temporal bone **Petit's s.**, a suture for wounds of the intestine, in which stitches are placed three lines apart, the ends on each side tied together, and then twisted into two bundles. **petro-occipital s.**, the suture between the petrous portion of the temporal bone and the occipital bone **pin-s.**, a harelip suture. **plastic s.**, a suture in which a tongue is cut in one lip of the wound and a groove in the other, the tongue and groove are stitched together, and the ends of the thread tied over a roll of adhesive plaster. **plate s.**, a suture passed through a lead plate. **premaxillary s.**, an occasional suture between the maxillary and premaxillary bones when the latter is present. **presection s.**, one applied before cutting **primary s.**, one which effects an immediate closure of the wound. **primary delayed s.**, a wound suture applied at the end of a day or two after the infliction of the wound. **primo-secondary s.**, one which in the wound is first sutured loosely, then tamponed for several hours, and then drawn together by the stitches and tied. **purse-string s.**, a suture passed in and out around the edge of a circular opening, so that when the two ends are drawn tight the opening is closed **quilled s.**, one in which a double thread is employed and tied over quills or a soft catheter, in order that the sutures may be relaxed when the tension becomes too great. **quilt-s., quilted s.**, a continuous mattress-suture in which each stitch is tied as soon as formed, and the next stitch is passed in the opposite direction. **Ramdohr's s.**, the invagination of the upper part of the divided intestine into the lower, followed by its suturation. **rat-tail s.**, one performed with a fiber taken from the tail of a rat. **relaxation s., relief s.**, any suture which closes a wound temporarily, but is so formed that it may be relaxed, in order to relieve the tension when it becomes too great. **Reybard's s.**, an interrupted suture for the intestine in which oval wooden plates are employed. **rhabdoid s.**, the sagittal suture. **Richter's s.**, a form for intestinal wounds in which interrupted metallic loops are used, their ends being brought out of the external wound. **Rigal's s.**, a twisted or harelip suture in which rubber rings are used instead of threads. **Ritisch's s.**, for a divided intestine: The stitch is taken through the bowel from side to side, the ends twisted and brought out through the external wound. **Robinson's**

s., for a divided intestine: A piece of rubber tube is inserted in the proximal part, the mucous membrane of the proximal end is removed for half an inch, the other end is then inserted, and a row of stitches is carried around the place of union. **rubber s.**, a harelip suture in which a rubber band is used instead of a thread. **Sabatier's s.**, a method in which approximation of the intestinal wound is effected by means of a piece of cardboard saturated with turpentine oil. **sagittal s.**, the cranial suture between the parietal bones. **Sänger's s.**, the closure of the uterine wound in cesarean section by eight or ten deep silver wire sutures, and the use of twenty or more superficial stitches taken through the peritoneum. **secondary s.**, the suturation of a wound at a considerable period after an operation, especially when the wound has been primarily sutured and tamponed. **seroserous s.**, the suturation of two serous surfaces to each other. **shotted s.**, one in which the two ends of the wire are passed through a perforated shot, which is then compressed. **silkworm-gut s.**, one made with a fiber prepared from the entrails of the silkworm. **Simon's s.**, a method of closing the lacerated perineum and ruptured sphincter ani, in which the rectal mucosa, the vaginal mucosa, and the skin are separately sutured **Sims's s.**, a shotted or clamp suture. **sphenofrontal s.**, a long, horizontal suture between the orbital plates of the frontal bone and the orbitosphenoids, and between the external angular processes of the frontal and the alisphenoids. **sphenomaxillary s.**, an occasional suture between the pterygoid process of the sphenoid bone and the maxilla **spheno-occipital s.**, the suture between the basisphenoid and the basi-occipital bones **sphenо-orbital s.**, the suture between the orbital process of the palate bone and the body of the sphenoid. **sphenoparietal s.**, the cranial suture between the great wing of the sphenoid and the parietal bone. **sphenotemporal s.**, the line of union between the sphenoid and temporal bones. **sphenozygomatic s.**, a suture between the malar bone and the great wing of the sphenoid. **spiral s.**, a glovers' suture. **spiroid s.**, a modified form of glovers' suture for intestinal wounds. **squamomastoid s.**, a suture existing in early life between the squamous and mastoid portions of the temporal bone **squamosphenoid s.**, the line of union between the anterior border of the squamosa and the great wing of the sphenoid. **squamous s.**, the line of junction between the squamosa and the parietal bone. **staple s.**, one in which the wound is closed by U-shaped wires passed through both its lips. **subcuticular s.**, a continuous buried suture concealed by the epidermis. **sunk s.**, a buried suture. **superficial s.**, one which is made through the skin only, or which does not include any deep tissue. **symperitoneal s.**, one which unites two parts of the peritoneum. **Taylor's s.**, approximation of the flaps by cobblers' stitches after amputation of the cervix uteri. **tension s.** Same as *relaxation s.* **tobacco-bag s.**, a suture taken in and out around a circular patch which is drawn together by the thread and tied **tongue-and-groove s.** See *plastic s.* **transverse s.**, the suture between the frontal bone above and the nasal, malar, and superior maxillary bones below. **triangular s.** See *Simon's s.* **true s.**, a cranial suture in which the bones are interlocked. **twisted s.** See *harelip s.* **uninterrupted s.** See *continuous s.* **uteroparietal s.**, the stitching of the uterus to the inner surface of the abdominal cut: chiefly employed after a cesarean section. **visceroparietal s.**, the suturing of a viscus to the abdominal wall. **Wölfler's s.** 1. For a divided intestine: The mucosa is united by a continuous suture, tied for a part of the circumference on the inside, and for a part on the outside, of the gut, the serous surfaces being united by Lembert sutures. 2. For a divided tendon: The stitch enters the tendon from one side above the cut, comes out twice in front, both above and below, and is tied on the side where the stitch first entered. **zygomaticofrontal s.**, a suture between the zygomatic process of the frontal and the frontal process of the malar bone. **zygomaticomaxillary s.**, a suture between the malar bone and the zygomatic process of the maxilla. **zygomaticotemporal s.**, a suture between the zygomatic process of the temporal and the temporal process of the malar bone.

Suzanne's gland (soo-zanz') [Jean Georges *Suzanne*, French physician, born 1859]. See *gland.*

S. v., s. v. Abbreviation for L. *spir'itus vi'ni*, alcoholic spirit.

svapnia (svap'ne-ah). A denarcotized preparation of opium. Dose, ½–2 gr (0.033–0.133 gm.).

s. v. r. Abbreviation for L. *spir'itus vi'ni rectifica'tus*, rectified spirit of wine.

s. v. t. Abbreviation for L. *spir'itus vi'ni ten'uis*, proof spirit.

swab (swab). 1. A device for moistening the lips of a helpless patient. 2. A wire with a tuft of sterilized cotton at the end. used in collecting material for bacteriologic study. **West s.** See *West tube method*, under *method.*

swage (swāj). 1. To shape metal by using a swage or die. 2. A tool or form, often one of a pair, for shaping metal by pressure.

swager (swa'jer). An apparatus fitted with dies and counterdies for shaping crown, inlays, etc., in dental work

swallowing (swahl'o-ing). See *deglutition.*

swallow's nest (swahl'ō̄z). The nidus hirundinis.

swamp-fever (swahmp). See under *fever.*

swamp-itch (swahmp). Prairie-itch. See *itch.*

swamp-sumac. See *Rhus venenata.*

Swart'zia tomento'sa. A tropical American tree with a resinous and sudorific bark.

sway-back (swa'bak). Abnormal downward curvature of the spinal column in the dorsal region in horses.

sweat (swet). The perspiration; the clear liquid exuded from or excreted by the sudoriparous glands. It possesses a characteristic odor and a salty taste; its reaction is normally alkaline, but when mixed with sebum, it is acid. It contains sodium chlorid, cholesterin, fats and fatty acids, and traces of albumin, urea, and other compounds. **bloody s.**, hematidrosis. **s.-canal**, the duct of a sweat-gland. **s.-center**, a center within the medulla which excites the excretion of sweat. **s.-fever, s.-sickness**, miliaria; anglicus sudor. **s.-fiber**, a nerve-fiber which stimulates a sweat-gland. **s.-gland**, one of the glands that secrete the sweat, consisting of a tube so coiled as to form a round mass, located in the subcutaneous tissue and opening by a duct upon the surface of the skin. **green s.**, a greenish sweating seen among workers in copper. **night-s.**, sweating during sleep: a symptom of phthisis. **phosphorescent s.**, phosphorescent perspiration, sometimes observed in miliaria and after the eating of phosphorescent fish.

sweating (swet'ing). The act of perspiring. **colliquative s.**, a copious clammy perspiration. **s.-sickness**, miliary fever or anglicus sudor.

Swediaur's disease (swa-de-aw'erz) [Austrian physician, 1748–1824]. See under *disease.*

Swedish gymnastics, movement (swe'dish). See *kinesitherapy.*

sweeny (swe'ne). Atrophy of the muscles in the shoulder of a horse

sweetbread (swēt'bred). The popular designation—(1) of the thymus of young animals (neck-sweetbread); (2) of the pancreas (stomach-sweetbread); and (3) of the testes of animals when used as food.

swelled head (sweld). See *roup.*

swelling (swel'ing). An elevation or elevated area. **albuminous s.** Same as *cloudy s.* **blennorrhagic s.**, swelling of the knee in gonorrheal synovitis. **Calabar s's**, elevations about one-half the size of an egg, appearing on various portions of the body, and due to infection with *Filaria loa*. **cloudy s.** 1. A degenerative change in various tissues characterized by swelling, a cloudy appearance, and albuminous infiltration, and often ending in fatty degeneration. Called also *albuminous degeneration*. 2. A change which takes place in the protoplasm during the process of nutrition **glassy s.**, amyloid degeneration. **Kamerun s.** Same as *Calabar s.* **Soemmering's crystalline s.**, annular edema of the lower portion of the lens-capsule after the removal of a cataractous lens. **tympanic s.** See *intumescentia tympanica*. **white s.**, the swelling produced by tuberculous arthritis.

Swieten's solution (sve'tenz). See *von Swieten*.

Swift's disease [W. *Swift*, Australian physician]. See *erythredema*.

Swift-Ellis treatment [Homer F. *Swift*, born 1881, and Arthur W. M. *Ellis*, New York physicians]. See under *treatment*.

swine-diphtheria (swīn-dip-the're-ah). Hog-cholera.

swine-erysipelas (swīn"er-is-ip'el-as). A contagious disease of young swine, attended with fever and the formation of red blotches on the neck and body. Called also *rouget du porc*.

swine-fever (swīn-fe'ver). Hog-cholera, or pig typhoid, an infectious disease of swine, produced by the *Bacil'lus suipes'tifer*. It is marked by fever, loss of appetite, and unwillingness to move.

swine-pest (swīn'pest). Hog-cholera.

swine-plague (swīn'plāg). An epidemic and contagious disease of swine, affecting the respiratory and alimentary tract, and produced by the bacillus of swine-plague.

swing (swing). A kind of suspensory cradle or sling for a broken leg.

swinny (swin'e). Sweeny.

swoon (swūn). See *syncope*.

sycephalus (si-sef'al-us). Same as *syncephalus*.

sycoma (si-ko'mah) [Gr. *σύκωμα*, from *σῦκον* fig]. A wart or condyloma.

sycose (si'kōs). Same as *saccharin*.

sycosiform (si-ko'sif-orm). Like or resembling sycosis.

sycosis (si-ko'sis) [Gr. *σύκωσις*, *σῦκον* fig]. 1. A disease marked by inflammation of the hair-follicles, especially of the beard, forming papules or pustules that are perforated by the hairs and are surrounded by infiltrated skin. The disease results from general debility and constitutional disturbances. 2. A kind of ulcer on the eyelids. **bacillogenic s.**, sycosis said to be caused by the *Bacil'lus sycosif'erus fœt'idus*. **s. bar'bæ**, sycosis of the beard. **coccogenic s.**, sycosis of the hair-follicles of the beard from infection of the follicles by staphylococci. Called also *non-parasitic s.*, *s. barbæ*, and *s. vulgare*. **s. contagio'sa**, barbers' itch. See *tinea sycosis*. **s. framboe'sia, s. framboesiæfor'mis**, dermatitis papillaris capillitii. **lupoid s.**, ulerythema sycosiforme. **nonparasitic s.** See *tinea sycosis*. **s. nu'chæ necroti'sans**, folliculitis affecting the scalp at the neck and producing permanent scarring. **parasitic s.**, tinea sycosis. **s. staphylo'genes, s. vulga'ris**, a form due to infection with pus cocci. **s. tar'si**, blepharitis.

Sydenham's chorea (sid'en-hamz) [Thomas *Sydenham*, a celebrated English physician, sometimes called the "English Hippocrates," 1624–1689]. See *chorea*.

sydrosin (sid-ro'sin). A preparation of eucalyptus leaves: used in pertussis.

syllabize (sil'ab-īz) [Gr. *συλλαβίζειν*]. To divide speech-sounds into syllables.

syllable-stumbling (sil'ab-l). Dysphasia in which there is difficulty in pronouncing certain syllables, resulting in a sort of stuttering.

syllabus (sil'ab-us) [Gr. *σύλλαβος* a collection] An outline of a course of lectures.

syllepsiology (sil"ep-se-ol'o-je) [Gr. *σύλληψις* conception + *λόγος* treatise]. The sum of knowledge regarding conception or pregnancy.

syllepsis (sil-ep'sis). Conception or pregnancy.

sylvan (sil'van). A liquid obtained along with tetrol from distillation of pine wood.

Sylvester's method. An incorrect spelling of *Silvester's method*.

sylvian (sil've-an). Described by or named for François de la Boe *Sylvius*, a French anatomist, 1614–1672. The name has been erroneously ascribed to Jacobus *Sylvius* (Jacques Dubois), a French anatomist, 1478–1555, the teacher of Vesalius. **s. aqueduct, artery, fissure**, etc. See *aqueduct, artery, fissure*, etc.

sylviduct (sil'vid-ukt). The aqueduct of Sylvius.

Sym., sym. Abbreviation for *symmetric*.

symbion, symbiont (sim'be-on, sim'be-ont) [Gr. *σύν* together + *βίος* life]. An organism which lives in a state of symbiosis.

symbiosis (sim-be-o'sis) [Gr. *συμβίωσις*]. The living together or close association of two dissimilar organisms (De Bary). Each of the organisms is known as a *symbiont*. **antagonistic s., antipathetic s.**, an association between two organisms which is to the disadvantage of one of them; parasitism. **conjunctive s.**, association between two different organisms, with bodily union between them. **constructive s.**, an association between two organisms which is of benefit to the physiologic processes of one of them. **disjunctive s.**, symbiosis without actual union of the organisms

symbiote (sim'be-ōt). Same as *symbion*.

symbiotic (sim-be-ot'ik). Associated in symbiosis.

symblepharon (sim-blef'ar-on) [Gr. *σύν* together + *βλέφαρον* eyelid]. Adhesion of the lids to the eyeball. **anterior s.**, adherence of the edge of the eyelid. **posterior s.**, adhesion at the fold of the conjunctiva. **total s.**, adhesion of the entire lid.

symblepharopterygium (sim-blef"a-ro-ter-ij'e-um). A combination of symblepharon and pterygium; a form of symblepharon in which the lid is joined to the eyeball by a cicatricial band resembling a pterygium.

symbol (sim'bul) [Gr. *σύμβολον*, from *συμβάλλειν* to compare]. A mark or character representing some quality or relation. In chemistry a symbol is a letter or combination of letters representing an atom of an element or a molecule of a radical.

symbolia (sim-bo'le-ah). Ability to recognize the nature of objects by the sense of touch.

symbolism (sim'bol-izm). An abnormal mental condition in which every occurrence is conceived of as a symbol of the patient's own thoughts.

symbolophobia (sim"bol-o-fo'be-ah) [Gr. *σύμβολον* symbol + *φόβος* fear]. A morbid fear that one's acts may contain some symbolic meaning.

symbrachydactylia (sim-brak"e-dak-til'e-ah) [Gr. *σύν* together *βραχύς* short + *δάκτυλος* finger]. A condition in which the fingers or toes are short and adherent; webbed fingers or toes.

symelus (sim'el-us). See *symmelus*.

Syme's operation (sīmz) [James *Syme*, Scotch surgeon, 1799–1870]. See *operation*.

Symington's body (si'ming-tonz) [Johnson *Symington*, Scotch anatomist, 1851–1924]. The anococcygeal body. See *body*.

symmelia (sim-e'le-ah) [Gr. *σύν* together + *μέλος* limb]. Fusion of the feet and legs.

symmelus (sim'el-us) [Gr. *σύν* together + *μέλος* limb]. A monster-fetus with the feet and legs more or less fused and imperfect development of the pelvis.

symmetric, symmetrical (sim-et'rik, sim'et-rik-al) [Gr. *συμμετρικός*]. Pertaining to or exhibiting symmetry. In chemistry, denoting compounds which contain atoms or groups at equal intervals in the molecule.

symmetromania (sim'met-ro-ma'ne-ah) [*symmetry* + Gr. *μανία* madness]. An insane tendency to make symmetrical motions, as of both arms instead of one.

symmetry (sim'et-re) [Gr. *συμμετρία*; *σύν* with + *μέτρον* measure]. The regular or reversed disposition of parts around a common axis, or on each side of any plane of the body. **inverse s.**, correspondence of one side of an assymmetrical individual to the same side of another.

sympathectomy, sympathetectomy, sympathicectomy (sim-path-ek'to-me, sim-path-et-ek'to-me, sim"path-is-ek'to-me) [*sympathetic* + Gr. *ἐκτομή* excision]. The surgical removal of a part of a sympathetic nerve, especially the superior cervical sympathetic ganglion. **periarterial s.**, surgical removal of the sheath of an artery containing the sympathetic nerve-fibers. The operation produces temporary vasodilatation leading to improved nutrition of the part supplied by the vessel. It is indicated for trophic disorders (Leriche). Called also *arterial decortication*.

sympatheoneuritis (sim-path"e-o-nu-ri'tis). Inflammation of the sympathetic nerve.

sympathetic (sim-path-et'ik) [Gr. *συμπαθητικός*]. 1. Pertaining to, caused by, or exhibiting, sympathy. 2. The sympathetic nerve or system of nerves. See *nerve* and *system*.

sympatheticless (sim-path-et'ik-les). Deprived of its abdominal sympathetic chain.

sympatheticoparalytic (sim-path-et"ik-o-par-al-it'ik). Due to or affected with paralysis of the sympathetic nervous system.

sympatheticotonia (sim-path-et"ik-o-to'ne-ah). Sympathicotonia.

sympatheticotonic (sim-path-et"ik-o-ton'ik) [*sympathetic* + Gr. *τόνος* tone]. Caused by a tonic contraction of the arteries that is due to overaction of the sympathetic.

sympathetoblast (sim-path-et'o-blast). One of the embryonic nerve-cells from the sympathetic system which develops into a sympathetic cell.

sympathic (sim-path'ik). Sympathetic.

sympathicoblast (sim-path'ik-o-blast). An embryonic cell which develops into a sympathetic nerve-cell.

sympathiconeuritis (sim-path"ik-o-nu-ri'tis). Inflammation of the sympathetic nerve.

sympathicopathy (sim-path-e-kop'ath-e). Any disease due to disorder of the sympathetic nervous system.

sympathicotonia (sim-path"ik-o-to'ne-ah). A stimulated condition of the vegetative autonomic nervous system characterized by vascular spasm and hightened blood-pressure.

sympathicotonic (sim-path"ik-o-ton'ik). Sympathetic tonic.

sympathicotripsy (sim-path-ik-o-trip'se) [*sympathetic ganglion* + Gr. *τρίβειν* to crush]. The surgical crushing of the superior cervical ganglion in the treatment of mental affections.

sympathicotrope (sim-path'ik-o-trōp). Sympathicotropic.

sympathicotropic (sim-path"ik-o-trop'ik) [*sympathetic* + Gr. *τροπικός* turning]. Having an affinity for the sympathetic nervous system.

sympathicus (sim-path'ik-su). The sympathetic nervous system.

sympathism (sim'path-izm). Susceptibility to hypnotic influence; suggestibility; the alleged transfer of feelings from one person to another.

sympathist (sim'path-ist). One susceptible to sympathism.

sympathizer (sim'path-i-zer). An eye which becomes inflamed through sympathy with disease of its fellow.

sympathoblast (sim-path'o-blast) [*sympathetic* + Gr. *βλάστος* germ]. An embryonic cell which develops into a sympathetic ganglion cell.

sympathy (sim'path-e) [Gr. *συμπάθεια*]. 1. An influence produced in any organ by disease or disorder in another part. 2. A relation which exists between the mind and the body, causing the one to be affected by the other. 3. The influence exerted by one individual upon another, or received by one from another, and the effects thus produced, as seen in hypnotism, in yawning, and in the transfer of hysteric symptoms.

symperitoneal (sim-per-it-o-ne'al). Uniting two or more parts of the peritoneum artificially.

sympexis (sim-peks'is) [Gr. "concretion"]. The arrangement of erythrocytes according to the laws of surface tension.

symphallangism (sim-fal'an-jism) [Gr. *σύν* together + *phalanges*]. Ankylosis of the proximal phalangeal joints.

symphoricarpus (sim"for-ik-ar'pus) [Gr. *συμφορεῖν* to bear together + *καρπός* fruit]. A homeopathic preparation of the fruit of *Symphoricarpos racemo'sus*, or snowberry, a shrub of North America.

symphorol (sim'for-ol). A generic name for the salts of caffein-sulphonic acid they are diuretics. The sodium salt is also sold under this name. Dose, 15 gr. (1 gm.). Called also *nasrol*. **s. lithium** (symphorol L). Same as *lithium-caffein sulphonate*. **s. N. (sodium)**, caffein-sodium sulphate, $C_8H_9N_4O_2.SO_3Na$: used as a diuretic. **s. strontium**. Same as *strontium caffein-sulphonate*.

symphyocephalus (sim"fe-o-sef'al-us) [Gr. *σύν* together + *φύειν* to grow + *κεφαλή* head]. A double monstrosity joined at the head.

symphyseal, symphysial (sim-fiz'e-al). Pertaining to a symphysis.

symphyseorrhaphy (sim-fiz-e-or'a-fe). See *symphysiorrhaphy*.

symphyseotome (sim-fiz'e-o-tōm). A knife used in performing symphyseotomy.

symphyseotomy, symphysiotomy (sim-fiz-e-ot'-o-me) [Gr. *σύμφυσις* symphysis + *τέμνειν* to cut] The division of the fibrocartilage of the symphysis pubis, in order to facilitate delivery, by increasing the anteroposterior diameter of the pelvis.

symphysic (sim-fiz'ik). Characterized by abnormal fusion of adjacent parts.

symphysiectomy (sim-fiz-e-ek'to-me)[Gr. *σύμφυσις* symphysis + *ἐκτομή* excision]. Resection of the symphysis pubis in order to facilitate impending and possible future deliveries.

symphysion (sim-fiz'e-on) [Gr. *σύμφυσις* symphysis]. The middle point of the outer border of the alveolar process of the lower jaw.

symphysiorrhaphy (sim-fiz-e-or'a-fe) [Gr. *σύμφυσις* symphysis + *ῥαφή* suture]. Suture of a divided symphysis.

symphysis (sim'fis-is) [Gr. *σύμφυσις*; *σύν* together + *φύειν* to grow]. The line of junction and fusion between bones originally distinct. **cardiac s.**, adhesion of the parietal and visceral layers of the pericardium. **s. mandib'ulæ**, the central line of union of the two halves of the lower jaw. **s. pubis**, the junction of the pubic bones. **s. sacrococcyge'a** [B N A], the articulation between the coccyx and the sacrum.

symphysodactylia (sim"fis-o-dak-til'e-ah) [Gr. *σύμφυσις* a growing together + *δάκτυλος* finger]. Union of the fingers or toes.

Symphytum (sim'fit-um) [L.; Gr. *σύμφυτον*]. 1. A genus of boraginaceous plants; *S. officina'le* is the comfrey of Europe and North America. 2. A homeopathic preparation of *S. officina'le*.

Symplocarpus fœtidus (sim-plo-kar'pus fet'id-us). See *Dracontium fœtidum*.

sympodia (sim-po'de-ah) [Gr. *σύν* together + *πούς* foot]. The condition of having the two feet fused into one. Cf. *sympus*.

symptom (simp'tum) [L. *symp'toma*; Gr. *σύμπτωμα*]. Any evidence of disease or of a patient's condition; a change in a patient's condition indicative of some bodily or mental state. See also *sign*. **abstinence s's,** symptoms of excitement, collapse, etc., consequent on the sudden removal of a customary stimulant. **accessory s., assident s.,** any symptom not pathognomonic. **Bárány's s.** 1. In disturbances of equilibrium of the vestibular apparatus the direction of the fall is influenced by changing the position of the patient's head. 2. If the normal ear is irrigated with hot water (110°-120° F.), a rotary nystagmus is developed toward the side of the irrigated ear; if the ear is irrigated with cold water, a rotary nystagmus is developed away from the irrigated side. There is no nystagmus if the labyrinth is diseased. Called also *caloric test*. **Béhier-Hardy s.,** aphonia occurring as an early symptom of pulmonary gangrene **Bernhardt's s.** See under *sign*. **Biernacki's s.** See under *sign*. **Bolognini's s.,** a sensation of crepitation felt on gradually increasing pressure on the abdomen in measles. **Bonhoeffer's s.,** loss of normal muscle tonus in chorea. **Brauch-Romberg s.** See under *sign*. **Broque's s.,** in children between four and seven years of age if the maxillary arch between the second deciduous molars measures less than 28 mm, there is incipient malocclusion. **Burghart's s.,** fine râles over the anterior inferior edge of the lung; an early sign of pulmonary tuberculosis. **Castellani-Low s.,** a fine tremor of the tongue seen in sleeping sickness. **characteristic s.,** a homeopathic term for a symptom characteristic of any drug **Colliver's s.,** a peculiar twitching, tremulous, or convulsive movement of the limbs, face, jaw, and sometimes of the entire body, seen in the preparalytic stage of poliomyelitis. **complex of s's,** a set of symptoms which occur together; the sum of signs of any morbid state; a syndrome. See *syndrome*. **concomitant s.,** a symptom not essential to a disease, but which may have an accessory value in its diagnosis. **consecutive s.,** a symptom appearing during convalescence from a disease, but having no connection with the disease. **constitutional s., general s.,** a symptom indicative of or due to disorder of the whole body. **delayed s's,** deferred shock; severe shock or mental disturbance which does not appear for some time after the occurrence of the causes which produce it. **direct s.,** one which is directly caused by the disease. **dissociation s.,** anesthesia to pain and to heat and cold without loss of tactile sensibility; seen in syringomyelia. **drug s.,** a homeopathic term for any symptom shown by a person who is proving a drug. **equivocal s.,** a symptom which may be produced by several different diseases **esophagosalivary s.,** excessive flow of saliva in patients with cancer of the esophagus. **Francke's s.,** red streaks near the border of the gums in influenza. **Ganser's s.,** the giving of crooked or absurd answers to questions: seen in certain psychotic conditions. **Gersuny's s.,** in fecal tumors, if the finger be pressed slowly into the mass so that the intestinal mucous membrane sticks to the mass and then the finger is withdrawn gradually, it is possible to perceive the loosening of the mucous membrane from the fecal mass. Called also *sticky s*. **Goldthwait's s.,** pain referred to the sacro-iliac region or to the leg of the affected side when the thigh is flexed with the leg extended: seen in dislocation of the sacro-iliac joint. **guiding s.,** characteristic symptom. **halo-s.,** the seeing of colored rings around a plane: a sign of approaching glaucoma. **Huchard's s.** See *Huchard's sign*, under *sign*. **incarceration s.,** periodically recurring symptoms of displaced kidney, such as nephralgia, gastralgia, and severe collapse. Called also *Dietl's crisis*. **indirect s.,** a symptom which points to a condition that may or may not be due to a particular disease or lesion. **induced s.,** one produced intentionally. **Kerandel's s.,** the deep hyperesthesia characteristic of sleeping sickness **keynote s.,** characteristic symptom. **Kocher's s.,** a symptom of exophthalmic goiter: the examiner places his hand on a level with the patient's eyes and then lifts it higher, the patient's upper lid springs up more quickly than does his eyeball. **Kussmaul's s.,** convulsions and coma due to absorption of toxins in disease of the stomach. **labyrinthine s.,** a group of symptoms indicating disease of internal ear. **Liebreich's s.,** a symptom of red-green color-blindness in which light effects appear red and shadows green **local s.,** one due to local disease or to a particular lesion. **localizing s's,** symptoms that indicate the location of a lesion. **Magnan's s.,** a sensation as of a round body beneath the skin: sometimes experienced in chronic cocainism. **Mannaberg's s.,** Mannaberg's sign. See *sign*. **Mannkopf's s.** See under *sign*. **nostril s.,** dilatation of the nostrils during expiration and dropping during inspiration. **objective s.,** one that is obvious to the senses of the observer. See *sign*. **Oehler's s.,** coldness and pallor of the feet in intermittent claudication. **passive s.** See *static s*. **pathogenic s.,** a homeopathic term for a drug symptom. **pathognomonic s.,** one that surely establishes the diagnosis of the disease. **Pel-Ebstein s.,** the chronic relapsing pyrexia of Hodgkin's disease; called also *Pel-Ebstein pyrexia* **physical s.** See *sign*. **Prat's s.,** rigidity of the muscles of a limb preceding the development of gangrene. **precursory s., premonitory s.** Same as *signal-s*. **pressure-s.,** a nervous symptom due to pressure upon the brain or spinal cord. Pressure-symptoms consist of spasms, increased muscular tonicity, pain, hyperesthesia, and, in severe cases, paralysis. **rainbow s.,** the halo of glaucoma. **rational s.** Same as *subjective s*. **reflex s.,** a symptom occurring in a part remote from that which is affected by the disease. **Remak's s.,** polyesthesia; also a prolongation of the lapse of time before a painful impression is perceived; both are noted in tabes dorsalis. **Roger's s.,** a temperature below the normal in the third stage of tuberculous meningitis. **Rumpf's s.** See *Rumpf's sign*, under *sign*. **Séguin's signal-s.,** the involuntary contraction of the muscles just before an epileptic attack. **signal-s.,** a sensation, aura, or other subjective experience that gives warning of the approach of an epileptic or other seizure. **Skeer's s.,** a small circle in the iris surrounding the pupil: it is regarded as pathognomonic of tuberculous meningitis. **static s.,** a condition indicative of the state of some particular organ independent of the rest of the body. Called also *passive s*. **Stellwag's s.** See under *sign*. **sticky s.** See *Gersuny's s*. **subjective s.,** one that is perceptible to the patient only. **sympathetic s.,** one due to sympathy, as when pain or other disorder affects a part when some other part is the seat of the disease proper. **Trendelenburg's s.,** a waddling gait due to paralysis of the gluteal muscles. **Weber's s.** See under *sign*. **Wernicke's s.** See under *sign*. **Westphal's s.,** absence of the knee-jerk in tabes dorsalis. **Winterbottom's s.,** cervical polyadenitis occurring in sleeping sickness. **withdrawal s's,** abstinence symptoms.

symptomatic (simp-to-mat'ik) [Gr. *συμπτωματικός*]. Pertaining to or of the nature of a symptom.

symptomatology (simp"tom-at-ol'o-je) [Gr. *σύμπ-*

τωμα symptom + λόγος treatise]. That branch of medicine which treats of symptoms; the systematic discussion of symptoms.

symptomatolytic (simp-to-mat-o-lit'ik) [*symptom* + Gr. λυτικός dissolving]. Causing the disappearance of symptoms.

symptom-complex. Same as *syndrome.*

symptomes complices (samp-tōm' kom-plēs'). A group of roentgenographic symptoms characteristic of a certain condition.

symptomolytic (simp-tom-o-lit'ik). Symptomatolytic

symptosis (simp-to'sis) [Gr. σύν together + πτῶσις fall] The gradual wasting of the whole body or of any organ.

sympus (sim'pus) [Gr. σύν together + πούς foot]. A monster-fetus with the feet and legs fused. Called also *sirenomelus.* **s. a'pus,** a variety in which the feet are wanting. **s. di'pus,** a form in which both feet are present. **s. mo'nopus,** a form in which one foot is present.

Syms's tractor (simz) [Parker *Syms,* contemporary surgeon in New York] See *tractor.*

syn- [Gr. σύν with, together]. A prefix signifying *union* or *association.*

synadelphus (sin-ad-el'fus) [Gr. σύν together + ἀδελφός brother]. A monster with a single body and eight limbs.

synæsthesia (sin-es-the'ze-ah). See *synesthesia.*

synætion (sin-e'te-on) [Gr. σύν together + αἰτία cause] The secondary or cooperative cause of a disease

synalgia (sin-al'je-ah) [Gr σύν together + ἄλγος pain] Pain experienced in one place, but caused by a lesion in another

synalgic (sin-al'jik). Affected with or of the nature of synalgia.

synanastomosis (sin"an-as-to-mo'sis) [Gr. σύν together + *anastomosis*]. The anastomosis of several vessels

synanche (sin-an'ke) Cynanche

synanthema (sin-an-the'mah) [Gr. σύν together + ἀνθεῖν to bloom] A local eruption consisting of a group of papules.

synanthrin (sin-an'thrin). Inulin.

synanthrose (sin-an'thrōs) See *levulin.*

synaphymenitis (sin-af"im-en-i'tis). Same as *conjunctivitis*

synapse, synapsis (sin'aps, sin-ap'sis) [Gr. σύν together + ἅπτειν to touch] 1 The anatomic relation of one nerve-cell to another, the contact or point of contact between dendrons, forming the place

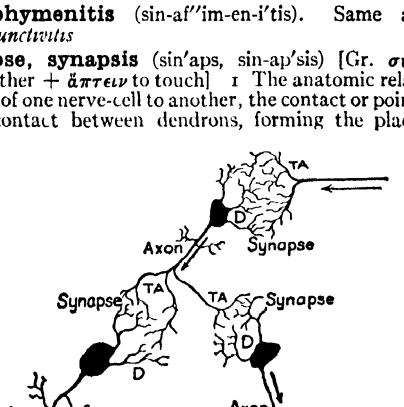

Diagram of three synapses. Nerve impulse is indicated by arrows, showing that the direction of passage is from terminal arborization (TA) of axon of one neuron to dentrites (D) of another neuron (Williams).

where a nervous impulse is transmitted from one neuron to another (Foster). Called also *synaptic junction.* 2. The pairing off and union of homologous chromosomes from the male and female pronuclei in the egg; called also *syndesis.*

synaptase (sin'ap-tās) [Gr. συναπτός joined]. Same as *emulsin.*

synaptene (sin-ap'tēn). Same as *amphitene.*

synarthrodia (sin-ar-thro'de-ah) [Gr. σύν together + ἀρθρωδία joint]. An immovable joint whose adjacent surfaces are connected by no intervening tissue, and comprising synchondrosis, synostosis, and syndesmosis.

synarthrodial (sin-ar-thro'de-al). Pertaining to synarthrodia.

synarthrophysis (sin-ar-thro-fi'sis) [Gr. σύν together + ἄρθρον joint + φύσις growth]. Any ankylosing process, progressive ankylosis of joints.

synarthrosis (sin-ar-thro'sis) [Gr. σύν together + ἄρθρωσις joint]. An immovable joint with no intervening tissue between the bones. It includes the varieties known as *gomphosis, schindylesis,* and *sutura.*

synathresis (sin-ath-re'sis). Synathroisis.

synathroisis (sin-ath-roi'sis) [Gr. σύν together + ἄθροισις collection]. Local hyperemia or congestion.

syncain (sin-ka'in). A synthetic substitute for cocain, resembling novocain.

syncanthus (sin-kan'thus) [Gr. σύν together + κανθός canthus]. Adhesion of the eyeball to the orbital structures.

syncaryon (sin-kar'e-on) [Gr. σύν together + κάρυον nucleus]. The nucleus formed by fusion of two pronuclei.

syncelom (sin-se'lom) [Gr. σύν together + *celom*]. The perivisceral cavities of the body considered as one structure, including the pleural, cardiac, and peritoneal cavities, and tunica vaginalis.

syncephalus (sin-sef'al-us) [Gr σύν together + κεφαλή head]. A twin fetus with fused heads.

synchilia (sin-ki'le-ah) [Gr. σύν together + χεῖλος lip]. Congenital adhesion of the lips.

synchiria (sin-ki're-ah) [Gr σύν together + χείρ hand] A condition in which a stimulus applied to one side of the body is referred to the opposite side.

synchondroseotomy (sin-kon-dro-se-ot'o-me) [*synchondrosis* + Gr ὀστέον bone]. An operation for exstrophy of the bladder done by cutting through the sacro-iliac ligaments and closing the arch of the pubes.

synchondrosis (sin-kon-dro'sis) [Gr. σύν together + χόνδρος cartilage] The union of bones by means of a fibrous or elastic cartilage. **s. arycornicula'ta** [B N A], the union of the cartilage of Santorini with the arytenoid **s. epiphy'seos,** an epiphyseal line **sphenopetrous s.,** the fibrocartilage in the sphenopetrosal fissure. **sternal s.,** the cartilaginous union between the sternum and the manubrium

synchondrotomy (sin-kon-drot'o-me) [Gr. σύν together + χόνδρος cartilage + τέμνειν to cut]. The division of the symphysis pubis or of any other synchondrosis.

synchopexia (sin-ko-pek'se-ah). Same as *tachycardia.*

synchronism (sin'kro-nizm). Occurrence at the same time; the quality of being synchronous.

synchronous (sin'kro-nus) [Gr. σύν together + χρόνος time]. Occurring at the same time.

synchysis (sin'kis-is) [Gr. συγχεῖν to pour together]. A softening or fluid condition of the vitreous body of the eye. **s. scin'tillans,** an abnormally soft condition of the vitreous, with the presence of floating particles of cholesterol

syncinesis (sin-sin-e'sis). Same as *synkinesis.*

synciput (sin'sip-ut). Same as *sinciput.*

synclinal (sin-kli'nal) [Gr. σύν together + κλίνειν to bend]. Bent or inclined toward each other.

synclitic (sin-klit'ik). Pertaining to or marked by synclitism.

synclitism, syncliticism (sin'klit-izm, sin-klit'is-izm) [Gr. *συγκλίνειν* to lean together]. Parallelism between the planes of the fetal head and those of the pelvis.

synclonus (sin'klo-nus) [Gr. *σύν* with + *κλόνος* clonus]. 1. Muscular tremor, or the successive clonic contraction of various muscles together. 2. Any disease characterized by muscular tremors. **s. beriber'ica,** beriberi.

syncopal (sin'ko-pal). Pertaining to or characterized by syncope.

syncope (sin'ko-pe) [L.; Gr. *συγκοπή* fainting]. A swoon; fainting, or a faint; a temporary suspension of consciousness due to cerebral anemia. It is treated by lowering of the head, maintenance of the recumbent posture, elevation of the extremities, and the use of diffusible stimulants, such as alcohol, ether, and ammonia. **s. angino'sa,** cardiac spasm caused by closure of the coronary arteries. **cat s.,** ailurophobia. **laryngeal s.,** laryngeal vertigo. See *vertigo*. **local s.,** local asphyxia. See *Raynaud's disease*, under *disease*.

syncopic (sin-kop'ik). See *syncopal*.

syncyanin (sin-si'an-in). The blue pigment produced by the *Bacillus syncyanus*.

syncytial (sin-sish'al). Of, pertaining to, or producing, a syncytium.

syncytiolysin (sin-sit-e-ol'is-in). A lysin destructive to the syncytium; formed in the blood of an animal into which matter from the placenta of another animal has been injected.

syncytioma malignum (sin-sit-e-o'mah mal-ig'-num). A form of tumor, epithelial in nature, originating at the placental site during pregnancy or the puerperium. It is composed of large cells derived from the syncytium and smaller ones from the epithelium of the chorionic villi (Langhans' cells). Called also *deciduoma malignum, sarcoma deciduocellulare*, and *chorio-epithelioma*.

syncytiotoxin (sin-sit-e-o-toks'in). A toxin that has a specific action on the placenta.

syncytium (sin-sit'e-um) [Gr. *σύν* together + *κύτος* cell]. 1. A multinucleate mass of protoplasm. 2. A structure composed of epithelial cells, forming the outermost fetal layer of the placenta, and lying between the decidua and chorionic villi, over the layer of Langhans.

syncytotoxin (sin-sit-o-toks'in). A cytolytic serum produced by immunizing animals with placental cells.

syndactyl, syndactylous (sin-dak'til, sin-dak'til-us) [Gr. *σύν* with + *δάκτυλος* finger]. Having united or webbed fingers or toes.

syndactylia, syndactylism (sin-dak-til'e-ah, sin-dak'til-izm) [Gr. *σύν* together + *δάκτυλος* finger]. The condition in which two or more fingers or toes are more or less completely grown together or adherent; webbed fingers or toes.

syndactylus (sin-dak'til-us) [Gr. *σύν* together + *δάκτυλος* digit]. A fetus or person with the fingers or toes fused or connected.

syndactyly (sin-dak'til-e). Syndactylia.

syndectomy (sin-dek'to-me) [Gr. *σύν* together + *δῆιν* to bind + *ἐκτομή* excision]. Excision of a circular strip of the conjunctiva for the cure of pannus. Called also *circumcision of the cornea* and *peritomy*.

syndelphus (sin-del'fus) [Gr. *σύν* together + *ἀδελφός* brother]. A twin monster with a single head and pelvis and eight limbs.

syndesis (sin'de-sis) [Gr. *σύν* together + *δέσις* binding]. 1. Artificial ankylosis; arthrodesis. 2. See *synapsis* (2d def.).

syndesmectopia (sin"des-mek-to'pe-ah) [Gr. *σύνδεσμος* ligament + *ἔκτοπος* out of place]. Unusual situation of a ligament.

syndesmitis (sin-des-mi'tis) [Gr. *σύνδεσμος* band + *-ῖτις* inflammation]. 1. Inflammation of a ligament or ligaments. 2. Conjunctivitis. **s. metatar'sea,** inflammation of the metatarsal ligaments.

syndesmography (sin-des-mog'ra-fe) [Gr. *σύνδεσμος* band + *γράφειν* to write]. A description of the ligaments.

syndesmology (sin-des-mol'o-je) [Gr. *σύνδεσμος* ligament + *λόγος* discourse]. That branch of anatomy which treats of the ligaments.

syndesmoma (sin-des-mo'mah) [Gr. *σύν* together + *δεσμός* band + *-ωμα* tumor]. A neoplasm or tumor composed of connective tissue.

syndesmo-odontoid (sin-des"mo-o-don'toid). The posterior of the two atlo-axoid articulations formed between the anterior surface of the transverse ligament and the back of the odontoid process.

syndesmoplasty (sin-des'mo-plas-te) [Gr. *σύνδεσμος* band + *πλάσσειν* to form]. Plastic operation on a ligament.

syndesmorrhaphy (sin-des-mor'af-e) [Gr. *συνδέσμος* band + *ῥάφη* suture]. Suture or repair of ligaments.

syndesmosis (sin-des-mo'sis) [Gr. *σύνδεσμος* band]. The union of bones by a ligament or by a membrane. **tibiofibular s.,** the inferior tibiofibular articulation. **tympanostapedial s.,** the connection of the base of the stapes with the oval window.

syndesmotomy (sin-des-mot'o-me) [Gr. *σύνδεσμος* ligament + *τέμνειν* to cut]. The dissection or cutting of a ligament.

syndeticon (sin-det'ik-on). A proprietary varnish of fish-glue (100 parts), glacial acetic acid (125 parts), gelatin (20 parts), and water (125 parts).

syndrome (sin'drōm) [Gr. *συνδρομή* concurrence]. A complex of symptoms; a set of symptoms which occur together; the sum of signs of any morbid state. **Adams-Stokes s.,** bradycardia and transient vertigo as signs of fatty or fibrous myocarditis. **addisonian s.,** the complex of symptoms resulting from suprarenal insufficiency. See *Addison's disease*, under *disease*. **adiposogenital s.** See *Frohlich's s.* **anterior cornual s.,** muscular atrophy due to lesions of the anterior cornua of the spinal column. **anterolateral s.,** a parietospasmodic condition characterized by contractures and tremors derived from lesions of the anterolateral portions of the spinal cord. **Apert's s.** See *acrocephalosyndactylia*. **apical s.,** a syndrome evincing lesions of the upper extremity of the spinal cord. **Avellis's s.,** recurrent paralysis of one side, accompanied by a paralysis of the same side, of the soft palate and larynx. **Babinski's s.,** the association of cardiac and arterial disorders with chronic syphilitic meningitis, tabes dorsalis, general paralysis, and other late syphilitic manifestations. **s. of Babinski-Nageotte,** contralateral hemiplegia; contralateral hemianesthesia of discriminative sensibility of arm, leg, trunk, neck, and scalp; ipsilateral lateropulsion, hemiasynergia, and hemiataxia; myosis, enophthalmus, and ptosis; due to multiple lesions affecting the pyramid and fillet, the cerebellar peduncle, and the reticular formation. **Beau's s.,** asystolia. **s. of Benedikt,** paralysis of the parts supplied by the oculomotor nerve of one side, with paresis and tremor of the upper extremity on the other. **Bernard's s.** Same as *Horner's s.* **Bernard-Sergent s.,** diarrhea, vomiting, and collapse characteristic of Addison's disease. **Bernhardt-Roth's s.,** numbness and paresthesia, with pain on movement in that part of the thigh supplied by the external cutaneous nerve. **Bertolotti's s.,** sacralization of the fifth lumbar vertebra. **Bianchi's s.,** a sensory aphasic syndrome. **Blatin's s.,** hydatid thrill. See under *thrill*. **Block's s.,** a syndrome in women, occurring between puberty and the menopause, marked by sleeplessness, melancholic tendency, attacks of crying, nervous irritability,

sexual sensitiveness, and pigmentary areas in the skin. **Bonnier's s.**, a series of symptoms due to lesion of Deiters's nucleus or of the vestibular tracts related thereto; it consists of vertigo, pallor, and various aural and ocular disturbances. **Bouillaud's s.**, the coincidence of pericarditis and endocarditis is the rule in acute articular rheumatism, and their non-coincidence is the rule in chronic articular rheumatism. **Briquet's s.**, shortness of breath and aphonia dependent on hysteric paralysis of the diaphragm. **Brissaud-Marie s.**, hysteric glossolabial hemispasm. **Bristowe's s.**, a series of symptoms characteristic of tumor of the corpus callosum: (1) an ingravescent character; (2) gradual onset of hemiplegia; (3) association of hemiplegia on one side, vague hemiplegic symptoms on the other; (4) stupidity and drowsiness, difficulty of swallowing, and speechlessness; (5) absence of direct implication of the cranial nerves; (6) death from coma. **Brown-Séquard s., hemiparaplegic s.**, crossed hemiparaplegia, evincing a lesion of one-half of the spinal cord. **Bruns's s.**, association of vertigo with sudden movements of the head, assumed to be characteristic of cysticercous infection of the fourth ventricle. **capsulothalamic s.**, a syndrome of lesions of the thalamus and internal capsule consisting of elevation of the affective tone and instability of the emotions, hemianesthesia, and hemiplegia of the affected side. **centroposterior s.**, syringomyelic dissociation of sensibility and vasomotor disorders, due to lesions of the centroposterior portion of the gray matter of the spinal cord. **cerebellar s.** See *Nonne's s.* **s. of Cestan-Chenais**, contralateral hemiplegia; contralateral hemianesthesia of leg, trunk, arm, neck, and scalp; ipsilateral lateropulsion and hemiasynergia; miosis, enophthalmos, and ptosis; ipsilateral palatoggia and laryngoplegia: due to scattered lesions of the pyramid, fillet, inferior cerebellar peduncle, nucleus ambiguus, and oculopupillary center. **Charcot's s.**, intermittent claudication. **Chauffard's s.**, polyarthritis with fever and enlargement of the spleen and lymph-nodes in persons infected with non-human tuberculosis. **chiasmatic s.** Same as *Frohlich's s.* **Chorea s.** See *Hunt's striatal s's.*, 2d def. **Christian's s.**, diabetes insipidus, exophthalmos, and defects in the membranous bones. **Claude-Bernard-Horner s.** Same as *Horner's s.* **s. of corpus striatum.** See *Vogt's s.* **Cotard's s.**, paranoia with delusions of negation, a suicidal tendency, and sensory disturbances. **Courvoisier-Terrier s.**, dilatation of the gall-bladder, retention jaundice, and discoloration of the feces, indicating obstruction due to a tumor of the ampulla of Vater. **Cushing's s.**, dystrophia adiposogenitalis. **Déjerine's s.**, a syndrome resembling tabes dorsalis, with deep sensibility depressed, but tactile sense normal. It is due to lesion of the long root fibers of the posterior column. **s. of Déjerine-Roussy.** See *thalamic s.* **Dubreuil-Chambardel s.**, caries of the upper incisor teeth in persons between the ages of fourteen and seventeen, followed after an interval by caries in the other teeth. **Duchenne's s.**, the collective signs of labioglossopharyngeal paralysis. **Dupré's s.**, meningism. **dysglandular s.**, the series of symptoms caused by an abnormality of the internal secretions. **effort s.** See *neurocirculatory asthenia*, under *asthenia*. **Eisenlohr's s.**, weakness and numbness of the extremities, dysarthria and paralysis of the lips, tongue, and palate. **epiphyseal s.**, precocious development of external genitalia and sexual function, precocious abnormal growth of long bones, appearance of signs of internal hydrocephalus, absence of all other motor and sensory symptoms, indicating lesion of the pineal body. Called also *Pellezzi's s.* and *s. of macrogenito-somia præcox.* **Erb's s.**, the totality of signs of asthenic bulbar paralysis. **Fitz's s.**, a series of symptoms indicative of acute pancreatitis, consisting of epigastric pain, vomiting, collapse, followed within twenty-four hours by a circumscribed swelling in the epigastrium or by tympanites. **Foville's s.**, crossed paralysis of the limbs on one side of the body and of the face on the opposite side, together with loss of power to rotate the eyes to that side. **Friedmann's vasomotor s.**, a train or cycle of symptoms due to a progressive subacute encephalitis of traumatic origin. It comprises fulness in the head, headache, vertigo, irritability, insomnia, easy fatigability, and defect of memory. **Fröhlich's s.**, adiposity, genital atrophies, changes in the secondary sexual characters, and development of the feminine type: a syndrome seen in lesions of the pituitary body. Called also *adiposogenital s.*, *hypophyseal s.*, and *dystrophia adiposogenitalis.* **Froin's s.**, a condition of the lumbar spinal fluid consisting of a transparent clear yellow color (xanthochromia), the presence of large amounts of globulin, rapid coagulation, and the presence of an increased number of lymphocytes. It is seen in certain organic nervous diseases in which the lumbar fluid is cut off from communication with the fluid in the ventricles. Called *loculation s.* **Galliard's s.**, dextrocardia from retraction of lungs and pleura to the right (1908–1909). **Ganser's s.**, amnesia, disturbance of consciousness, hallucinations, generally of hysteric origin. Called also *acute hallucinatory mania.* **s. of globus pallidus.** See *paralysis agitans, juvenile.* **Gradenigo's s.**, acute otitis media, followed after a period of from ten to fifty days by violent temporoparietal pain and abductor paralysis. **gray spinal s.**, muscular atrophy, syringomyelic disturbances of sensation, and vasomotor troubles, due to lesions of the gray matter of the spinal cord. **Gunn's s.**, association of movements of the upper eyelid with those of the jaw. **Hanot's s.**, Hanot's disease. See under *disease.* **Haudek's s.**, spots seen in the radiograph of the stomach filled with bismuth, due to the filling with bismuth of the ulceration cavities of gastric ulcer. **Hayem-Weil s.** See *hemolytic jaundice*, under *jaundice.* **hemopleuropneumonic s.**, dyspnea, hemoptysis, tachycardia and fever, with dulness at the base of the chest and tubular respiration over the middle zone of the chest: indicative of pneumonia and hydrothorax in punctured wounds of the chest. **Hoffmann-Werdnig s.**, precocious hereditary spinal muscular atrophy, marked by hypotonia, paralysis, contracture, and atrophy. **Homén's s.**, giddiness, a drunken gait, indistinct speech, impairment of memory, and gradually increasing dementia, with rigidity of the body, especially the legs: due to lesion of the lenticular nucleus. **Horner's s.**, miosis, ptosis, exophthalmos, and anhidrosis caused by paralysis of the cervical sympathetic. **Hunt's s.** 1. Herpetic inflammation of the geniculate ganglion, marked by herpes zoster of the auricular region, with or without facial palsy. 2. See *paralysis agitans, juvenile.* **Hunt's striatal s's.** 1. Paleostriatal or pallidal syndrome characterized by paralysis of automatic associated movements, muscular rigidity, and rhythmic tremor of the paralysis agitans type, produced by atrophy or degeneration of the pallidal system of the corpus striatum. Called also *paralysis agitans syndrome.* 2. Neostriatal syndrome characterized by spontaneous choreiform movements of automatic associated type, produced by atrophy or degeneration of the neostriatal or striopallidal system of the corpus striatum. Called also *chorea syndrome.* 3. Mixed striatal syndromes from involvement of both systems; characterized by symptoms of chorea and paralysis agitans in various combinations. Athetosis, dystonia musculorum, and progressive lenticular degeneration. **Hutchinson's s.**, adrenal sarcoma of infants with metastases to the orbit. **hypophyseal s., hypophysis s.** Same as *Fröhlich's s.* **Jackson's s.**, paralysis of the soft palate, larynx, and one-half of the tongue,

joined to that of the sternomastoid and trapezius muscles. **Jacquet's s.** See *Jacquet's disease*, under *disease*. **Klippel-Feil s.**, shortness of the neck, limitation of head movements, and growth of hair low down on the neck. **König's s.**, constipation alternating with diarrhea and attended with abdominal pain, meteorism, and gurgling sounds in the right iliac fossa; indicative of tuberculosis of the cecum. **Korsakoff's s.** Same as *Korsakoff's psychosis*. See under *psychosis*. **Lasegue's s.**, the patient moves normally when his eyes are open, but cannot move his anesthetic arm when his eyes are shut. **lateral cord and associated anterior cornual s.**, spastic muscular atrophy due to lesion of the lateral elements of the spinal cord and of its anterior cornua. **Launois's s.**, gigantism due to excessive pituitary secretion. **Laurence-Biedl s.**, dystrophia adiposogenitalis with retinal atrophy and mental deficiency. **Leredde's s.**, severe dyspnea on exertion dating from early life, combined with advanced emphysema, recurrent attacks of acute febrile bronchitis; a remote sequel of syphilis, usually congenital. **Lermoyez's s.**, a sudden attack of dizziness coming on after increasing deafness, the dizziness being followed by improvement of the hearing. **loculation s.** See *Froin's s.* **Marie's s.**, acromegaly caused by disorder of the pituitary secretion. **Marie-Robinson s.**, melancholia, insomnia, and impotence in a form of levulosuria. **Ménière's s.**, Ménière's disease. See *disease*. **metameric s.** Same as *segmentary s.* **Millard-Gubler s.**, hemiplegia alterans. **Minkowski-Chauffard s.** See *hemolytic jaundice*, under *jaundice*. **Möbius's s.**, akinesia algera. **Morvan's s.**, recurring painless whitlows, usually symmetrically placed on the hands, though sometimes on the lower extremities, seen in cases of syringomyelia and occasionally in leprosy. **Nonne's s.**, a syndrome consisting of the various disturbances of synergic motor control, asynergia, dysmetria, speech disturbances, incoordination, etc, pointing to disease of the cerebellum. Called also *cerebellar s.* and *s. of cerebellar agenesis*. **Nothnagel's s.**, unilateral oculomotor paralysis combined with cerebellar ataxia, in lesions of the cerebral peduncles. **paleostriatal s.** See *Hunt's striatal s.* **pallidal s.** See *Hunt's striatal s.* (1st def.). **paralysis agitans s.** See *Hunt's striatal s.* **Parkinson's s., parkinsonian s.**, muscular rigidity, immobile facies, tremor, which tends to disappear on volitional movement, abolition of associated and automatic movements, salivation, and cramps, due to lesion of the globus pallidus. This syndrome is characteristic of paralysis agitans (Parkinson's disease), and is seen as a frequent sequel of lethargic encephalitis. Called also *parkinsonism*. **Pellizzi's s.**, epiphyseal syndrome. **Picchini's s.**, inflammation of the three serous membranes connected with the diaphragm, sometimes involving the meninges, synovial sheaths, and tunica vaginalis of the testicle; caused by a trypanosome. **Pick's s.** 1. Enlargement of the liver with obstinately recurring ascites, but without jaundice and without signs of cardiac abnormality in a patient with a previous history of pericarditis; pericarditic pseudocirrhosis of the liver. 2. Palpitation of the heart: a feeling of oppression on the chest, dyspnea, cyanosis, and dropsical phenomena: seen in certain heart diseases. **Pins's s.** See *Pins's sign*, under *sign*. **pluriglandular s.**, polyglandular syndrome. **polyglandular s.**, a series of symptoms believed to be due to pathologic action of several ductless glands. **posterior cord s.**, sensory and ataxic phenomena derived from a lesion of the posterior columns, as in locomotor ataxia. **posterolateral s.**, an ataxic and spasmodic condition due to lesion of the posterolateral elements of the spinal cord. **Potain's s.**, dyspepsia with dilatation of the right ventricle and increase of the pulmonary sound: observed in gastrectasis. **Pozzi's s.**, leukorrhea and backache without enlargement of the uterus: characteristic of endometritis. **Profichet's s.**, a gradual growth of calcareous nodules in the subcutaneous tissues (skin-stones), especially about the larger joints, with a tendency to ulceration or cicatrization, and attended by atrophic and nervous symptoms. **Putnam-Dana s.**, a sclerosis of the lateral and dorsal columns of the spinal cord. **radicular s.**, a syndrome evincing lesion of the roots of the spinal nerves. **Ridley's s.**, tachycardia associated with troubles resembling asthma. **Roger's s.**, a continuous excessive secretion of saliva as the result of cancer in the esophagus, or other esophageal irritation. **Romberg-Paessler s.**, low blood-pressure, rapid heart action, tympanites, and shock: symptoms caused by dilatation of the blood-vessels in the splanchnic area. **Rosenbach's s.**, paroxysmal tachycardia with gastric and respiratory complications. **Roth's s.**, neuralgia paræsthetica; painful paresthesia of that part of the thigh supplied by the external cutaneous nerve. **Rust's s.**, stiff neck, stiff carriage of the head, with the necessity of grasping the head with both hands in lying down or rising up from a horizontal posture, occurring in phthisis, cancer, fracture of the spine, rheumatic or arthritic processes, or syphilitic periostitis. **Schauz's s.**, a series of symptoms indicating spinal weakness, consisting of a sense of fatigue, pain on pressure over the spinous processes, pain on lying prone, and indications of spinal curvature. **Schmidt's s.**, paralysis on one side, affecting the vocal cord, the velum palati, the trapezius muscle, and the sternocleidomastoid muscle, due to a lesion of the external branch of the spinal accessory nerve. **segmentary s.**, a syndrome evincing lesion of the gray matter of the spinal cord. Called also *metameric s.* **Simon's s.**, primary cancer of the female breast with metastasis to the hypophysis and consequent polyuria. **Spens's s.** Same as *Stokes's s.* **Still-Chauffard s.**, Chauffard's syndrome. **Stokes's s.**, bradycardia with epileptoid or syncopal attacks, mainly dependent on sclerosis of the basilar and vertebral arteries. Called also *Adams-Stokes s.* **Tapia's s.**, unilateral paralysis of the tongue and larynx, the velum palati being unaffected. **tegmental s.**, hemiplegia alternating with disordered eye movements, indicative of lesions of the tegmentum. **thalamic s.**, a combination of the following symptoms: (1) Superficial persistent hemianesthesia; (2) mild hemiplegia; (3) mild hemiataxia and more or less complete astereognosis; (4) severe and persistent pains in the hemiplegic side; (5) choreo-athetoid movements in the members of the paralyzed side. Called also *s. of Déjerine-Roussy*. **Vernet's s.**, paralysis of the ninth, tenth, and eleventh cerebral nerves, marked by paralysis of the superior constriction of the pharynx and difficulty in swallowing solids; paralysis of the soft palate and fauces with anesthesia of these parts and of the pharynx, and loss of taste in the posterior third of the tongue; paralysis of the vocal cords and anesthesia of the larynx; paralysis of the sternocleidomastoid and trapezius muscles **Vogt's s.**, athetosis, rhythmic oscillation of the limbs. spasmodic outbursts of laughing and crying, absence of paralysis, no disturbance of sensation, no mental disturbance; a syndrome due to lesion of the corpus striatum. Called also *syndrome of double athetosis* and *syndrome of corpus striatum*. **s. of Weber**, paralysis of the limbs and of the hypoglossal nerve on one side, and of the oculomotor nerves on the other; caused by an injury or disease of the lower and inner part of a cerebral peduncle **Weber-Gubler s.**, complete hemiplegia on the side opposite the lesion with oculomotor paralysis on the side of the lesion in disease of the cerebral peduncles. **Weil's s.**, various derangements of antral and peripheral sensibility seen in tuberculosis. **Wernicke's s.** See *presbyophrenia*. **Widal s.** See *ictero-anemia*.

syndromic (sin-dro'mik). Occurring as a syndrome.

synechia (sin-e'ke-ah) [Gr. *συνέχεια* continuity]. Adhesion of the parts; especially, adhesion of the iris to the cornea or to the lens. **annular s., circular s.**, adhesion of the whole rim of the iris to the lens. **anterior s.**, adhesion of the iris to the cornea. **posterior s.**, adhesion of the iris to the capsule of the lens. **total s.**, adhesion of the whole surface of the iris to the lens.

synechotome (sin-ek'o-tōm) [Gr. *συνέχεια* synechia + *τέμνειν* to cut]. A cutting instrument for use in synechotomy.

synechotomy (sin-ek-ot'o-me) [Gr. *συνέχεια* synechia + *τέμνειν* to cut]. The operation of cutting a synechia.

synechtenterotomy (sin"ek-ten-ter-ot'o-me) [Gr. *συνέχειν* to hold together + *ἔντερον* bowel + *τομή* cut]. The division of an intestinal adhesion.

synecology (sin-e-kol'o-je) [Gr. *σύν* together + *ecology*]. The study of the environment of organisms in the mass, as distinguished from *auto-ecology*.

synencephalia (sin"en-sef-a'le-ah) [Gr. *σύν* together + *ἐγκέφαλος* brain]. A state in which there are two bodies and one head.

synencephalocele (sin-en-sef'al-o-sēl) [Gr. *σύν* together + *ἐγκέφαλος* brain + *κήλη* tumor]. Encephalocele with adhesions to the adjoining parts.

synencephalus (sin-en-sef'al-us) [Gr. *σύν* together + *ἐγκέφαλος* brain]. A monster affected with synencephalia.

syneresis (sin-er'es-is). The contraction of a gel with the separation of some of its liquid, which liquid is a saturated solution of one of the materials of one of the phases (usually the solid phase) of the gel. This process is observed in the clotting of blood.

synergetic (sin-er-jet'ik). Working together: said of muscles which cooperate in performing an action.

synergia (sin-er'je-ah). 1. See *synergy*. 2. A proprietary preparation of digestive ferments.

synergic (sin-er'jik). Acting together or in harmony. See *synergy*.

synergist (sin'er-jist). 1. A medicine which aids or coöperates with another; an adjuvant. 2. An organ which acts in concert with another.

synergistic (sin-er-jist'ik). Acting with another medicine or agent.

synergy (sin'er-je) [L. *syner'gia;* Gr. *σύν* together + *ἐργόν* work]. Correlated action or coöperation on the part of two or more structures or drugs. In neurology, the faculty by which movements are properly grouped for the performance of acts requiring special adjustments.

synesthesia (sin-es-the'ze-ah) [Gr. *σύν* together + *αἴσθησις* sensation]. The experience of a sensation in one place, due to stimulation applied to another place. **s. al'gica**, a painful synesthesia.

synesthesialgia (sin"es-the-ze-al'je-ah). A painful synesthesia.

synezesis (sin-ez-e'sis) [Gr. *συνίζησις*]. Contraction of the pupil of the eye.

syngamous (sin'gam-us) [Gr. *συν* with + *γάμος* marriage]. Having the sex of the individual determined at the time when the ovum is fertilized.

Syngamus (sin'gam-us). A genus of nematode worms. **S. kin'gi** has been found in human sputum. **S. trachea'lis**, the branch-worm, gapeworm, or red-worm which causes the gapes of chickens.

syngamy (sin'gam-e) [Gr. *σύν* together + *γάμος* marriage]. 1. Sexual reproduction. 2. The union of the gametes in fertilization.

syngenesioplastic (sin-jen-e"se-o-plas'tik) [Gr. *σύν* together + *γένεσις* origin + *πλάσσειν* to form]. A term applied to transplantation of tissue from one individual to another related individual of the same species, as from a mother into her child, or from a brother into a sister.

syngenesis (sin-jen'es-is) [Gr. *σύν* together + *γένεσις* origin]. The hypothetic principle that each germ contains in itself the germs of every generation that may be derived from it.

syngenetic (sin-jen-et'ik). Pertaining to syngenesis.

syngenic (sin-jen'ik) [Gr. *σύν* together + *γεννᾶν* to produce]. Same as *congenital*.

syngignoscism (sin-jig'no-sizm) [Gr. *σύν* together + *γιγνώσκειν* to know]. Hypnotism or hypnotic influence.

synizesis (sin-iz-e'sis) [Gr. *σύν* together + *ἵζειν* to sit]. Closure. **s. pupil'læ**, closure of the pupils.

synkaryon (sin-kar'e-on) [Gr. *σύν* together + *κάρυον* nucleus]. The nucleus produced by the fusion of two pronuclei; the fertilization nucleus.

synkinesia (sin-kin-e'ze-ah). Synkinesis.

synkinesis (sin-kin-e'sis) [Gr. *σύν* with + *κίνησις* movement]. An associated movement; an unintentional movement accompanying a volitional movement.

synkinetic (sin-kin-et'ik). Pertaining to or of the nature of synkinesis.

synneurosis (sin-nu-ro'sis) [Gr. *σύν* with + *νεῦρον* nerve]. The union of bodies in a ligament.

synocha, synochus (sin'o-kah, sin'o-kus) [L.; Gr. *σύνοχος*]. A continued fever.

synochal (sin'o-kal). Of or pertaining to synocha.

synococcus (si-no-kok'us) [Gr. *σύν* with + *coccus*]. A coccus said to occur along with the gonococcus in gonorrhea.

synocytotoxin (sin-o-si-to-tok'sin). Syncytotoxin.

synol (si'nol). A proprietary liquid antiseptic soap.

synonym (sin'o-nim) [Gr. *σύν* with + *ὄνομα* name]. A word which has the same, or nearly the same, meaning as another word.

synophrys (sin-of'ris) [Gr. *σύν* together + *ὀφρυς* eyebrow]. The condition in which the eyebrows grow together.

synophthalmia (sin-of-thal'me-ah). Same as *cyclopia*.

synophthalmus (sin-of-thal'mus) [Gr. *σύν* together + *ὀφθαλμος* eye]. Same as *cyclops*.

synopsy (sin'op-se) [Gr. *σύν* together + *ὄψις* vision]. The abnormal suggestion of types of the human face or figure by the various numerals.

synorchidism (sin-or'kid-izm). Synorchism.

synorchism (sin'or-kizm) [Gr. *σύν* together + *ὄρχις* testicle]. Union or fusion of the testes.

synoscheos (sin-os'ke-os) [Gr. *σύν* together + *ὄσχεον* scrotum]. Adhesion between the penis and scrotum.

synosteology (sin"os-te-ol'o-je) [Gr. *σύν* together + *ὀστέον* bone + *λόγος* treatise]. The sum of knowledge regarding the joints and articulations.

synosteosis, synostosis (sin"os-te-o'sis, sin-os-to'sis) [Gr. *σύν* together + *ὀστέον* bone]. The union of adjacent bones by means of osseous matter, such as ossification of their connecting cartilage (in such cases it is a normal condition and a form of synarthrodia); also of osseous union of bones that are normally separate. **radio-ulnar s.**, bony fusion of the proximal ends of the radius and ulna. **tribasilar s.**, fusion in infancy of the three bones at the base of the skull, producing idiocy.

synosteotomy (sin"os-te-ot'o-me) [Gr. *σύν* together + *ὀστέον* bone + *τομή* cut]. The dissection of the joints.

synostotic (sin-os-tot'ik). Pertaining to or marked by synostosis.

synotia (sin-o'she-ah) [Gr. *σύν* together + *οὖς* ear]. Teratic fusion of the ears.

synotus (sin-o'tus) [Gr. *σύν* together + *οὖς* ear]. A monster-fetus with fused ears.

synovectomy (sin-o-vek'to-me) [*synovia* + Gr. *ἐκτομή* excision]. Excision of a synovial membrane.

synovia (sin-o've-ah) [L.; Gr. *σύν* with + *ᾠόν* egg]. The viscid fluid of a joint cavity, containing synovia, or mucin, and a small proportion of mineral salts. It is a transparent, alkaline secretion resembling the white of an egg, and is contained in a joint cavity, bursa, or tendon-sheath.

synovial (sin-o've-al) [L. *synovia'lis*]. Of, or pertaining to, or secreting, synovia.

synovin (sin'o-vin). The mucin found in synovia.

synoviparous (sin-o-vip'ar-us) [*synovia* + L. *par'ere* to produce]. Producing synovia.

synovitis (sin-o-vi'tis). Inflammation of a synovial membrane. It is usually painful, particularly on motion, and is characterized by a fluctuating swelling, due to effusion within a synovial sac. It may be caused by septic poisoning, an exanthematous disease, tuberculosis, syphilis, rheumatism, or other causes. It is treated by rest and counterirritation, and sometimes by drainage or aspiration. **bursal s.**, bursitis. **dendritic s.**, that in which villous growths are developed within the sac. **purulent s.**, that in which there is an effusion of pus in a synovial sac. **simple s**, that in which the effusion is clear or but slightly turbid. Synovitis is further qualified as *dry, fibrinous, fungous, gonorrheal, hyperplastic, lipomatous, metritic, puerperal, rheumatic, scarlatinal, serous, syphilitic, tendinous, tuberculous, urethral,* etc. **vibration s.**, synovitis produced by the passage of a missile through the tissues near a joint, but without actually wounding the joint.

syntaxis (sin-taks'is). Same as *articulation.*

syntenosis (sin-ten-o'sis) [Gr. *σύν* together + *τένων* tendon]. A hinge-joint surrounded by tendons.

synteresis (sin-ter-e'sis) [Gr. *σύν* together + *τηρεῖν* to watch over]. Preventive treatment; prophylaxis.

syntexis (sin-teks'is) [Gr.]. Wasting or emaciation.

synthaline (sin'thal-in) A proprietary derivative of guanidin· used orally in diabetes to produce hyperglycemia.

synthermal (sin-ther'mal) [Gr. *σύν* together + *θέρμη* heat]. Having the same temperature.

synthescope (sin'thes-kōp) [Gr. *σύνθησις* placing together + *σκόπειν* to view]. An instrument for observing the visible effect of placing two liquids in contact.

synthesis (sin'thes-is) [Gr. *σύν* together + *τιθέναι* to put]. 1. The artificial building up of a chemic compound by the union of its elements. 2. The process of bringing back into consciousness activities or experiences that have become split off or disassociated. Cf. *dissociation* (3), and *subconscious.* **s. of continuity**, union of the lips of a wound or the ends of a fractured bone.

synthetic (sin-thet'ik) [L. *synthet'icus;* Gr. *συνθετικός*]. Pertaining to, of the nature of, or produced by, synthesis; artificial.

synthetism (sin'thet-izm) [Gr. *σύνθετος* put together]. The complete treatment of a fracture.

synthol (sin'thol). A synthetic preparation proposed as a substitute for absolute alcohol.

syntonin (sin'to-nin). An acid metaprotein which precipitates from a gastric digestion mixture at or near the neutral point.

syntopie, syntopy (sin'to-pe) [Gr. *σύν* together + *τόπος* place]. The position of an organ in relation to neighboring organs.

syntoxoid (sin-toks'oid). Any toxoid having exactly the same affinity for an antitoxin as that possessed by the associated toxin. See *toxoid.*

syntripsis (sin-trip'sis) [Gr. *σύν* together + *τρίβειν* to rub]. The comminution or crushing of a bone; comminuted fracture.

syntrophus (sin'tro-fus) [Gr. *σύντροφος* congenital]. Any congenital or inherited disease.

syntropic (sin-trop'ik) [Gr. *σύν* together + *τρέπειν* to turn]. 1. Turning or pointing in the same direction, as the ribs or the vertebral spines. 2. Pertaining to syntropy.

syntropy (sin'tro-pe) [Gr. *σύν* together + *τρόπος* a turning]. The correlation of several factors, as the relation of certain physical characteristics or diseases to the development or incidence of other diseases.

synulosis (sin-u-lo'sis) [Gr. *σύν* together + *οὐλή* scar]. Cicatrization.

synulotic (sin-u-lot'ik) [Gr. *σύν* with + *οὐλή* scar]. 1. Favoring cicatrization. 2. An agent that favors cicatrization.

Synura (sin-u'rah). A genus of flagellates which sometimes imparts an unpleasant taste to drinking-water.

Syphacia (si-fa'se-ah). A genus of pinworms, species of which have been found in children in the Philippine Islands.

syphilelcosis (sif"el-el-ko'sis) [*syphilis* + Gr. *ἕλκος* ulcer]. Syphilitic ulceration.

syphilelcus (sif-el-el'kus) [*syphilis* + Gr. *ἕλκος* ulcer]. A syphilitic ulcer.

syphilid, syphilide (sif'il-id, -īd) [Fr.]. Any skin affection of syphilitic origin. **accuminate papular s.**, follicular syphilid. **acneiform s.**, pustular syphilid. **annular s.**, a syphilitic eruption in ring-shaped patches. **bullous s.**, a syphilitic eruption in the form of enlarged pustules. **corymbose s.**, a form of syphilid consisting of large papules, each surrounded by a circle of small papules. **ecthymatous s.**, pustular syphilid. **erythematous s.**, syphilitic roseola; an eruption of reddish macules in the secondary stage. Called also *macular s.* **flat papular s.**, lenticular syphilid. **follicular s.**, a papular syphilid of the hair-follicles. Called also *miliary syphilid* and *syphilitic lichen.* **frambesioid s.**, vegetating syphilid. **gummatous s.**, a gumma. **herpetiform s.**, vesicular syphilid in which the lesions are massed in irregular serpiginous forms. **impetiginous s.**, a syphilid consisting of small pustules covered by yellowish or brownish crusts on the scalp. Called also *syphilitic impetigo.* **lenticular s.**, a secondary eruption with condylomata, or moist, flat papules. **miliary s.**, follicular syphilid. **nodular s.**, tuberculous syphiloderm. **nummular s.** See *papulosquamous s.* **palmar s.**, a syphilid on the hands. **papular s.**, lichen syphiliticus. **papulosquamous s.**, a cutaneous manifestation of tertiary syphilis consisting of scaly papules. **pemphigoid s.**, syphilitic pemphigus. **pigmentary s.**, syphilitic leukoderma. **plantar s.**, a syphilid on the soles of the feet. **pustular s.**, an ulcerating syphilid, usually resulting in a pigmented scar or depression. **rupial s.**, syphilitic rupia. **secondary s.**, any syphilid peculiar to the secondary stage of syphilis. **serpiginous s.**, a syphilid which spreads on one side while healing on the other. **tertiary s.**, a syphilid occurring in the tertiary stage of syphilis. **tubercular s.**, tuberculous syphiloderm. **varicelliform s.**, a variety of vesicular syphilid in which the vesicles are situated on a raised surface, of a dull-red color, contain a cloudy fluid, and dry into thick, greenish crusts. **varioliform s.**, pustular syphilid. **vegetating s.**, a syphilid in the form of warty growths. **vesicular s.**, a cutaneous manifestation of secondary syphilid consisting of vesicles.

syphilidography (sif"il-id-og'raf-e). Same as *syphilography.*

syphilidologist (sif-il-id-ol'o-jist). Syphilologist.

syphilimetry (sif-il-im'et-re) [*syphilis* + Gr. *μέτρειν* to measure]. 1. The measurement of the intensity of the syphilitic infection at a given time. 2. See *Vernes' test,* under *tests.*

syphilin (sif'il-in). 1. The contagious principle of syphilis. 2. Same as *syphiline.*

syphiline (sif'il-In). A concentrated glycerinated extract of the liver of a syphilitic fetus, used in testing for syphilis.

syphilinum (sif-il-i'num). A homeopathic preparation of the virus of syphilis.

syphilionthus (sif"il-e-on'thus) [*syphilis* + Gr *ἰονθος* eruption]. Any copper-colored scaly syphilid.

syphiliphobia (sif"il-if-o'be-ah). Same as *syphilophobia*.

syphilis (sif'il-is). [*Syphilus*, the name of a shepherd infected with the disease in the poem of Fracatorius (1530), in which the term first appears. According to some the word is derived from *σύν* together + *φιλεῖν* to love]. A contagious venereal disease leading to many structural and cutaneous lesions, due to a microörganism, the *Spirocha'ta pal'lida* or *Trepone'ma pal'lidum*. It is generally propagated by direct venereal contact or by inheritance. Its primary local seat is a hard or true chancre, whence it extends by means of the lymphatics to the skin, mucosa, and to nearly all the tissues of the body, even to the bones and periosteum. **congenital s., hereditary s.**, syphilis existing at birth, whether derived from the male reproductive element or due to infection from the mother. It is characterized by coryza, cutaneous eruptions, wasting of the tissues, parenchymatous keratitis, malformed teeth, and craniotabes. **constitutional s.**, syphilis after it has ceased to be a mere local manifestation, and has more or less completely affected the whole organism. **s. d'emblée** (daw-bla'), syphilis which develops without the formation of an initial sore. **equine s.** Same as *dourine*. **s. hereditaria tar'da**, syphilis believed to be hereditary, but not manifesting itself until some years after birth. **s. innocen'tum, s. inson'tium**, syphilis not acquired by coitus. **s. œconom'ica**, syphilis acquired from some article of household use. **primary s.**, syphilis in its first stage, the primary lesion (*chancre*) usually appears between ten and forty days after infection, and is painless; the nearby lymph-glands become hard and swollen, are painless, do not ulcerate, and slowly return to their normal condition. **quaternary s.**, parasyphilis **secondary s.**, syphilis in the second of its three stages: it begins after six weeks and usually within three months. It is attended with fever, copper-hued and multiform skin eruptions, with no itching, iritis, alopecia, mucous patches, and severe pains in the head, joints, and periosteum. **tertiary s.**, the stage characterized by a set of peculiar skin affections, including rupia, gumma, syphilitic pemphigus, and ecthyma. The mucosa is often deeply ulcerated. There is often a profound cachexia, with anemia, etc. Bone lesions are often present, and the internal viscera may become extensively diseased. Syphilis is principally treated by mercurials, hot baths, inunctions of mercury, and iodoform fumigations, etc. The iodids are serviceable chiefly in the tertiary stage. Sarsaparilla, stillingia, and other vegetable remedies are useful adjuvants. Iron and cod-liver oil are often valuable in cachectic conditions.

syphilitic (sif-il-it'ik) [L. *syphiliti'cus*]. Affected with, caused by, or pertaining to, syphilis.

syphilization (sif"il-iz-a'shun). Inoculation with syphilis; attempted immunization against syphilis by implanting the disease in a mild form: it has also been tried as a cure for the disease.

syphiloderm (sif'il-o-derm) [*syphilis* + Gr. *δέρμα* skin]. Any syphilitic affection of the skin. Same as *syphilid*.

syphiloderma (sif-il-o-der'mah). Syphiloderm.

syphilodermatous (sif"il-o-der-mat'us). Of or relating to a syphilid.

syphilodol (sif'il-o-dol). A proprietary preparation of silver, arsenic, and antimony, for the treatment of syphilis and other protozoal diseases.

syphilogenesis, syphilogeny (sif"il-o-jen'es-is, sif-il-oj'en-e) [*syphilis* + *genesis*]. The development of syphilis.

syphilographer (sif-il-og'ra-fer). One who writes, or has written, upon the subject of syphilis.

syphilography (sif-il-og'ra-fe) [*syphilis* + Gr. *γράφειν* to write]. 1. A treatise upon or description of syphilis. 2. The bibliography of syphilis.

syphiloid (sif'il-oid). 1. Resembling syphilis. 2. Any disease resembling syphilis occurring as an epidemic at various times in certain countries.

syphilologist (sif-il-ol'o-jist). An expert in the theory or treatment of syphilis.

syphilology (sif-il-ol'o-je) [*syphilis* + Gr. *λόγος* treatise]. The sum of what is known regarding syphilis.

syphiloma (sif-il-o'mah), pl *syphilo'mata*. A tumor of syphilitic origin, a gumma.

syphilomania (sif"il-o-ma'ne-ah) [*syphilis* + Gr. *μανία* madness]. Same as *syphilophobia*.

syphilopathy (sif-il-op'ath-e) [*syphilis* + Gr. *πάθος* disease]. Any syphilitic manifestation.

syphilophobia (sif"il-o-fo'be-ah) [*syphilis* + Gr. *φόβος* fear]. Morbid fear of syphilis, or the unwarranted belief of a patient that he is suffering from syphilis.

syphilophobic (sif"il-o-fo'bik). Affected with syphilophobia.

syphilophyma (sif"il-o-fi'mah) [*syphilis* + Gr. *φῦμα* growth] Any syphilitic growth or excrescence.

syphilopsychosis (sif"il-o-si-ko'sis). Any syphilitic mental disease.

syphilosis (sif-il-o'sis). Generalized syphilitic disease.

syphilotropic (sif"il-o-trop'ik) [*syphilis* + Gr. *τροπή* a turning]. Specially vulnerable to syphilis.

syphilous (sif'il-us). Syphilitic.

syphionthus (sif-e-on'thus). Same as *syphilionthus*.

syphita (sif'it-ah). Same as *somnambulism*.

syphitoxin (sif-it-oks'in) [*syphilis* + *toxin*]. An antisyphilitic serum.

Syr. An abbreviation for *syrupus*.

syrgol (sir'gol). A brownish-black substance containing 20 per cent. silver in the form of a colloidal oxid; for local use in gonorrhea.

Syriac ulcer (sir'e-ak). Diphtheria.

syrigmophonia (sir-ig-mo-fo'ne-ah) [Gr. *συριγμός* whistle + *φωνή* voice]. A high, whistling sound of the voice.

syrigmus (sir-ig'mus) [Gr. *συριγμός*]. A ringing in the ears.

syringadenoma (sir-ing"ad-en-o'mah) [Gr. *σῦριγξ* pipe + *adenoma*]. Adenoma of the ducts of the sweat-glands

syringadenous (si-ring-ad'en-us) [Gr *σῦριγξ* tube + *ἀδήν* gland]. Pertaining to the sweat-glands.

syringe (sir'inj) [L. *sy'rinx*; Gr *σῦριγξ*]. An instrument for injecting liquids into any vessel or cavity. **Anel's s.**, a delicate syringe for the treatment of the lacrimal passages. **chip-s.**, a small, fine-nozled syringe for blowing away the cuttings while excavating a tooth cavity. **Davidson's s.**, one which is operated by the alternate compression and expansion of a soft bulb of india-rubber **dental s.**, a small syringe with a curved point for use in dental work. **fountain-s.**, an apparatus which injects a liquid by the action of gravity. **hypodermic s.**, one by means of which liquids are injected through a hollow needle into the subcutaneous tissues. **Luer's s.**, a glass syringe for intravenous and hypodermic use. **Pravaz's s.**, a hypodermic needle fitted to a long, slender cannula and trocar. **probe-s.**, a syringe whose point may be used also as a probe: used mostly in treating the lacrimal passages. **pyorrhea s.**, a syringe having a fine nozzle for reaching pyorrhea pockets. **tooth s.**, a dental syringe.

syringin (sir-in'jin). A white, crystalline glucosid, $C_{17}H_{24}O_9$, soluble in hot water and in hot alcohol, from the bark of lilac, *Syrin'ga vulga'ris*. It is used as an antiperiodic in malaria.

syringitis (sir-in-ji'tis) [Gr. *σῦριγξ* tube + *-ιτις* inflammation]. Inflammation of the eustachian tube.

syringobulbia (si-rin-go-bul'be-ah) [Gr. *σῦριγξ* tube + *βολβός* bulb]. The presence of cavities in the medulla oblongata.

syringocele, syringocoele (sir-in'go-sēl, sir"in-go-se'le) [Gr. *σῦριγξ* tube + *κοιλία* hollow]. The central canal of the myelon, or spinal cord

syringocystadenoma (sir-in"go-sis"tad-en-o'-mah) [Gr. *σῦριγξ* tube + *cystadenoma*]. Adenoma of the sweat-glands; a skin disease marked by an eruption of small, hard papules.

syringocystoma (si-rin"go-sis-to'mah) [Gr. *σῦριγξ* pipe + *κύστις* cyst + *-oμα* tumor]. A cystic tumor of the sweat-glands.

syringo-encephalia (si-ring"o-en-sef-a'le-ah) [Gr. *σῦριγξ* tube + *ἐγκέφαλος* brain]. The formation of abnormal cavities in the brain substance.

syringo-encephalomyelia (si-ring"o-en-sef"al-o-mi-e'le-ah) [Gr. *σῦριγξ* tube + *ἐγκέφαλος* brain + *μύελος* marrow]. The existence of cavities in the substance of the brain and spinal cord.

syringoid (sir-ing'oid) [L. *syringoi'des*, from Gr. *σῦριγξ* pipe + *εἶδος* form]. Resembling a pipe or tube; fistulous.

syringoma (sir-ing-o'mah). Adenoma of the sweat-glands.

syringomeningocele (sir-in"go-men-in'go-sēl) [Gr. *σῦριγξ* pipe + *μῆνιγξ* membrane + *κήλη* tumor]. A meningocele resembling a syringomyelocele.

syringomyelia (sir-in"go-mi-e'le-ah) [Gr. *σῦριγξ* tube + *μυελός* marrow]. The existence of abnormal cavities filled with liquid in the substance of the spinal cord. These cavities are surrounded by an abnormal tissue resembling that which is found normally surrounding the central canal. The disease is due to hemorrhage and consequent softening and necrosis, and is believed to be dependent on some defect of development. It occurs in adults between the ages of twenty and thirty years, and is marked by muscular atrophy, loss of the sense of temperature and pressure, and by various vasomotor and trophic disturbances. The hydromyelia of children is a similar condition. Syringomyelia is sometimes associated with true leprosy. **s. atroph'ica,** cavitary myelitis.

syringomyelitis (sir-in"go-mi-el-i'tis) [Gr. *σῦριγξ* tube + *μυελός* marrow + *-ιτις* inflammation]. Inflammation of the spinal cord, with the formation of cavities in its substance.

syringomyelocele (sir-in"go-mi'el-o-sēl) [Gr. *σῦριγξ* tube + *μυελός* marrow + *κήλη* tumor]. Spina bifida in which the cavity of the protruding sac is connected with the central canal of the spinal cord.

syringomyelus (sir-in"go-mi'el-us) [Gr. *σῦριγξ* tube + *μυελός* marrow]. Dilatation of the central canal of the spinal cord, the gray matter being converted into connective tissue.

syringotome (sir-in'go-tōm) [Gr. *σῦριγξ* tube + *τέμνειν* to cut]. A knife for cutting a fistula.

syringotomy (sir-in-got'o-me) [Gr. *σῦριγξ* tube + *τέμνειν* to cut]. The operation of incising a fistula, particularly an anal fistula.

syrinx (sir'inks) [Gr. *σῦριγξ* a pipe]. 1. A tube or pipe; also a fistula. 2. That one of the two larynges of birds in which the voice is produced.

syrup (sir'up) [L. *syru'pus, siru'pus;* Arabic *sharāb*]. A concentrated aqueous solution of sugar, often medicated. The official syrups are described under the drug with which they are medicated, as rhubarb, squill, etc. **brown s.** (L. *s. commu'nis, s. fus'cus*), molasses or treacle. **s. of calcium lactophosphate** is made from calcium carbonate, lactic acid, and phosphoric acid. Dose, 2 fl.dr. (8 c.c.). **s. of citric acid** contains 1 per cent. of citric acid **croup s.,** compound syrup of squill. **s. of Dover's powder,** syrup of ipecac and opium. **Easton's s.,** syrup of phosphate of iron, quinin, and strychnin. **hive s.,** compound syrup of squills. **s. of hypophosphites, compound,** contains in addition the hypophosphites of iron and manganese, and also some strychnin. **Jackson's pectoral s.** See *pectoral s.* **pectoral s.,** syrup of acacia flavored with sassafras and containing $\frac{1}{32}$ gr. of morphin sulphate in every dram. **s. of the phosphates of iron, quinin, and strychnin** is made by mixing the corresponding glycerite with 3 volumes of syrup. Dose, 1 fl.dr. (4 c.c.). **simple s., white s.** (L. *syru'pus* or *s. sim'plex*), a solution of white sucrose (cane- or beet-sugar) in water.

syrupy (sir'u-pe). Resembling syrup; having the consistency of syrup.

sysomus (sis-o'mus). Syssomus.

syssarcosic, syssarcotic (sis-sar-ko'sik, sis-sar-kot'ik). Pertaining to or of the nature of a syssarcosis.

syssarcosis (sis-sar-ko'sis) [Gr. *σύν* together + *σάρκωσις* fleshy growth]. The union or connection of bones by means of muscle. An example is the connection between the hyoid bone and the lower jaw, the scapula, and the breast bone.

syssomus (sis-so'mus) [Gr. *σύν* with + *σῶμα* body]. A twin monster with two heads and with the bodies united.

systaltic (sis-tal'tik) [Gr. *συσταλτικός* drawing together]. Alternately contracting and expanding.

systatic (sis-tat'ik). Affecting several of the sensory faculties at the same time; also a disease so acting.

system (sis'tem) [L. *syste'ma;* Gr. *σύστημα*]. 1. The whole bodily organism. 2. A set or series of parts or organs which unite in a common function. 3. A school or method of practice, as the Brunonian, Galenic, Eclectic, or Paracelsian system. **absorbent s.,** the lymphatic system. **accessory portal s. of Sappey,** a set of small compensatory blood-vessels which are formed around the liver and gall-bladder in cases of cirrhosis. **action s.,** the definite series of characteristic movements which an organism makes in response to external stimulation. **adipose s.** the adipose or fatty tissues of the body. **alimentary s.,** the alimentary tract, together with the organs concerned in the digestion and absorption of food, as the salivary gland, liver, lacteals, etc. **antagonistic s.** See under *autonomic nervous s.* **association s.,** the set of tracts of fibers in the brain by means of which perceptions are associated and thought rendered possible. **autonomic nervous s.** (Langley), that portion of the nervous system which is independent of the cerebrospinal or central nervous system in that its nerve-fibers do not proceed directly from the nerve center to the organ controlled, but pass as neurons from the gray substance to a ganglion in which they encounter a break or "synapse," on the other side of which a postganglionic neuron proceeds to the organ controlled. The autonomic fibers regulate the action of the ductless glands, the viscera, blood-vessels, and all organs containing involuntary muscle. The autonomic system includes all of the sympathetic nervous system (called *sympathetic autonomic*) and fibers of the vagus nerve (called *vagal autonomic*). The action of the vagal autonomic is the opposite of that of the sympathetic, and the vagal autonomic is, therefore, known as the *antagonistic system.* **Bertillon s.,** a system of identification based on various measurements of the body, color of the eyes, etc. **blood-vascular s.,** the blood-vessels collectively. **Borstal s.,** a system of treating criminals, especially juvenile ones, by removing them from evil environment and placing them under wholesome influences. **case s.,** a system of teaching based on the logical analysis of and deductions formed from, reported cases. **central nervous s.,** the brain and spinal cord. **cerebellorubral s.,** a system of motor-fibers joining the dentate nucleus of the cerebellum with the red nucleus of the opposite side. **cerebellorubrospinal s.,** the cerebellorubral and rubrospinal systems considered together. **cerebrospinal s.,** the brain, spinal cord, and their

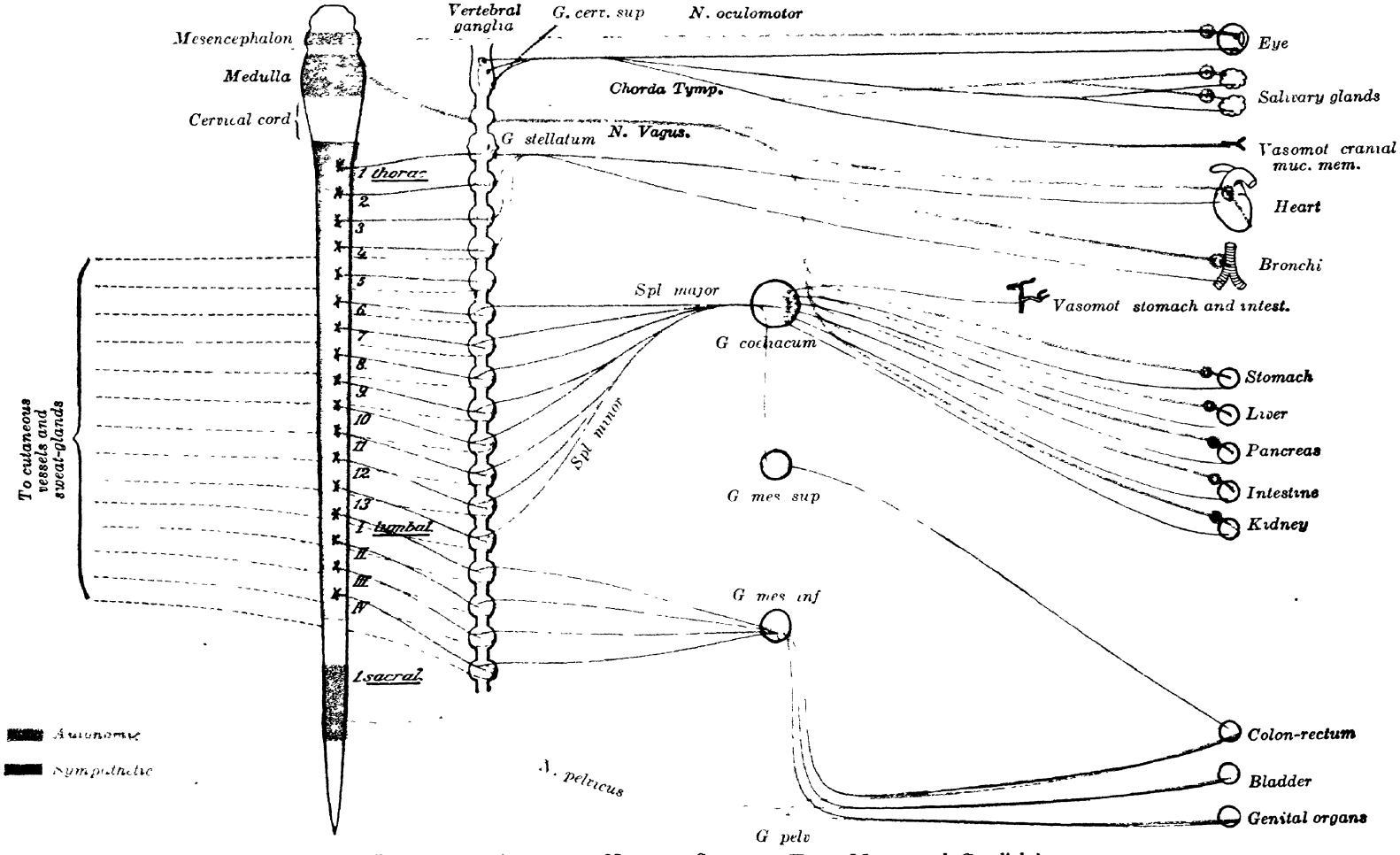

DIAGRAM OF AUTONOMIC NERVOUS SYSTEM. (From Meyer and Gottlieb.)

branches. **chromaffin s.** See *chromaffin*. **circulatory s.**, the blood- and lymph-vessels and organs together; the vascular system. **dentinal s.**, all the tubules radiating from a single pulp-cavity. **dermal s., dermoid s.**, the skin and its appendages, including both the hair and the nails. **digestive s.**, the entire gastro-intestinal tract with its associated organs and glands. **dioptric s.**, a system of lenses or of different diffractive media for refracting light. **disperse s., dispersion s.**, a colloid solution. **dosimetric s.**, a regular and determinate system of dosage. **endocrine s.**, the system of glands which elaborate internal secretions, including the thymus, thyroid, adrenals, pituitary, testicles, ovaries, etc. See *endocrine*. **endothelial s.** See *reticulo-endothelial s.* **erythistic s.**, the excitory cells (Golgi Type I) of the central nervous system. **esthesiodic s.**, the sensory apparatus of the spinal cord. **glandular s.**, the glandular structures of the body considered together. **haversian s.**, a set of canaliculi connected with each haversian canal; also the canaliculi of a bone collectively considered. **hematopoietic s.**, the blood-making system, the spleen, and bone-marrow. **hemolytopoietic s.** See *hemolytopoietic*. **heterogeneous s.**, any system or structure made up of mechanically separable parts, as an emulsion. **homogeneous s.**, a system or structure the parts of which cannot be mechanically separate, as a solution. **hormonopoietic s.**, the endocrine organs linked together in a reciprocally dependent system. **intermediary s.**, the bony tissue in the spaces between the haversian system. **interrenal s.**, the cortex of the suprarenal gland. **kinesodic s.**, the motor elements of the spinal cord. **kinetic s.** 1. Crile's term for the system of organs through which latent energy is converted into heat and motion these organs are the brain, thyroid, liver, adrenals, pancreas, and the muscles. 2. Hunt's term for the motion systems of the efferent nervous mechanism, which subserve the various reflex, automatic-associated, and isolated synergetic types of movement. Cf. *static s.* **kolytic s.**, the inhibiting cells (Golgi Type II) of the central nervous system. **lymphatic s.**, a collective name for the lymphatic glands, vessels, sinuses and spaces, the lacteals, and the serous membranes. **muscular s.**, all the muscles of the body considered together. **neokinetic s.** See *neokinetic*. **nervous s.**, all the nerves and nerve-centers, nervous tissues, and ganglia considered together. **paleokinetic s.** See *paleokinetic*. **palladal s.**, an efferent motor system of the corpus striatum, originating in the globus pallidus cells of the caudate and lenticular nuclei, the axones of which traverse the ansa lenticularis to the hypothalamic region. **parasympathetic s.**, the autonomic nervous system. **pedal s.**, the pyramidal tract, or caudate nucleus, and the anterior and posterior caudate fibers. **Pinel's s.**, management of the insane without the use of forcible restraint. **plenum s.**, a system of ventilation based on the mechanical propulsion of air into the room. **portal s.**, the capillaries of the liver which convey venous blood from the portal vein into the hepatic vein. **posture s.** See *static s.* **projection s.**, the system of tracts of nerve-fibers in the brain by means of which external objects are brought into consciousness. **reticuloendothelial s.**, Aschoff's name for a cell group with endothelial and reticular attributes and showing a common phagocytic behavior toward dye-stuffs. This group includes endothelial and reticular cells of the spleen, lymph, and hemolymph glands, the Kupffer cells of the liver, the reticulo-endothelium of bone-marrow, and the clasmatocytes. This system is concerned in phagocytic destruction of blood-cells and in the metabolism of iron and pigment, such as the formation of bile pigments from hemoglobin. **rubrospinal s.**, the red nucleus, together with Monakow's bundle, by which the former is connected with the opposite side of the spinal cord. **static s.**, Hunt's term for the various posture systems of motility which subserve the static or postural functions of the efferent nervous system, viz., tonus, posture, attitude, and equilibrium: distinguished from *kinetic s.* Called also *posture s.* **sympathetic nervous s.**, the chain of nerve ganglia extending on each side of the spinal column, connected with each other and connected also with the spinal nerves. The sympathetic system supplies the involuntary muscles and has an intimate relation with vasomotion, secretion, and various trophic processes. The sympathetic system is also known as the *visceral* or *vegetative nervous* system because the organs controlled by it functionate unconsciously. The sympathetic system shows an independence of action of the central nervous system and forms one of the *autonomic* systems, and is thus spoken of as the *sympathetic autonomic system* as contrasted with the vagal autonomic system. Cf. *autonomic nervous system*. **transition s.**, a solution intermediate in character between a dispersoid and an emulsoid. **urogenital s.**, the organs of generation together with the kidneys, ureters, and bladder. **uropoietic s.**, the kidneys, ureters, bladder, and urethra. **vagal autonomic s.** See *autonomic nervous s.* **vascular s.**, the system of vessels of the body, especially the blood-vessels of the body. **vasomotor s.**, that part of the nervous system which controls the blood-vessels. **vegetative s.**, the sympathetic nervous system.

systema (sis-te'mah) [L.]. System.

systematic (sis-tem-at'ik) [Gr. *συστηματικός*]. Pertaining or according to a system.

systematization (sis-tem-at-iz-a'shun). Arrangement according to a system. The term is used in psychiatry to indicate the arrangement of ideas into a logical sequence.

systematized (sis'tem-at-īzd). Made systematic or according to a system.

systematology (sis''tem-at-ol'o-je) [Gr. *σύστημα* system + *λόγος* discourse]. The doctrine or bibliography of systematic arrangements.

systemic (sis-tem'ik). 1. Pertaining to or affecting the body as a whole. 2. Same as *systematic*.

systemoid (sis'tem-oid) [Gr. *σύστημα* system + *εἶδος* form]. 1. Resembling a system. 2. Noting tumors made up of various kinds of tissue.

systogene (sis'to-jēn). Paraoxyphenylethylamin, $OH\,C_6H_4(CH_2)_2NH_2.HCl$, the aporrhegma, tyramin, derived from tyrosin by the loss of CO_2. The hydrochlorid of which is used like ergot and adrenalin. Dose, 0.25–1 c.c. of a 2 per cent. solution subcutaneously.

systole (sis'to-le) [Gr. *συστολή* contraction]. The period of the heart's contraction; also the contraction itself (cf. *diastole*). The term systole especially designates the contraction of the ventricles as distinguished from that of the auricles. It occurs synchronously with the first heart-sound, and by it the blood is driven into the aorta and pulmonary artery. **aborted s.**, a systole not appreciable through the pulse on account of mitral regurgitation. **s. alter'ans**, hemisystole. **anticipated s.**, a ventricular systole which occurs before the ventricle is filled. **arterial s.**, the rhythmic contraction of an artery. **auricular s.**, the contraction of the auricles by which the blood is forced from them into the ventricles: it precedes the true or ventricular systole. **catalectic s.**, an aborted or imperfect systole. **extra-s.**, a premature contraction of an auricle or ventricle, or of both, while the fundamental rhythm is maintained at the sinus. **ventricular s.**, the contraction of the ventricles of the heart by which the blood is forced into the aorta and pulmonary artery.

systolic (sis-tol'ik). Pertaining to or produced by the systole; also occurring along with the ventricular systole.

systolometer (sis-to-lom'et-er) [Gr. *συστολή* systole + *μέτρον* measure]. An instrument for determining the quality of the heart sounds.

systremma (sis-trem'ah) [Gr. *σύστρεμμα* twist, ball]. A cramp in the muscles of the calf of the leg.

syzygial (siz-ij'e-al). Pertaining to syzygy.

syzygiology (siz-ij-e-ol'o-je) [Gr. *συζυγιός* bound together]. The study of the relationship of parts and functions as contrasted to that of isolated parts and functions.

Syzygium (siz-ij'e-um) [Gr. *συζυγία* yoke]. A genus of tropical myrtaceous trees. *S. jambola'num*, the jambul-tree of India, is astringent. The seeds, which afford the glucosid *antimellin*, are used in diabetes. See *jambul*.

syzygy (siz'ij-e) [Gr. *συζυγία* conjunction]. 1. The conjunction and fusion of organs without loss of identity. 2. An animal microorganism supposed to be formed by the fusion of several larval parasites.

Szabo's test (sah'bōz). See under *tests*.

T

T. An abbreviation for *temperature* and intra-ocular *tension*. Normal intra-ocular tension is indicated by the symbol Tn, while T + 1, T + 2, etc., indicate stages of increased tension, and T — 1, T — 2, etc., stages of decreased tension. **T-bandage.** See *bandage* **T-bar**, an orthodontic bar, shaped like the letter T, the leg being pushed interproximally to the teeth and the cross-piece resting on the surface of two adjoining teeth. **T-fiber**, a fiber that grows at right angles from the axis-cylinder process of a nerve-cell.

t. Abbreviation for *temporal*.

TA. Abbreviation for *alkaline tuberculin*.

Ta. The chemical symbol of *tantalum*.

T. A. B. Abbreviation for a vaccine which protects against typhoid, paratyphoid A, and paratyphoid B.

tabacism (tab'as-izm). Tabacosis.

tabacosis (tab-ak-o'sis) Poisoning by tobacco, and chiefly by the inhalation of tobacco dust; also a form of pneumonocomosis caused by tobacco dust.

tabacum (tab'ak-um). Latin for *tobacco*.

tabagism (tab'aj-izm). The condition produced by excessive use of tobacco; nicotinism.

tabanid (tab'an-id). Any gadfly of the family *Taban'idæ*, of which the genus *Taba'nus* is the type. Many of the species inflict painful bites upon men and animals.

Tabanus (tab-a'nus) [L. "gadfly"]. A genus of biting flies of the order Diptera. They transmit trypanosomes to the lower animals and may transmit *Filaria loa* to man. **T. atra'tus** is the common black "horse fly" of North America. **T. bovi'nus** is the "gadfly" of cattle in Asia, Africa, and South America. **T. ditænia'tus, T. fascia'tus,** and **T. gra'tus** are the "serut flies" of the Sudan which are very troublesome to man and beast.



Tabanus bovinus.

tabardillo (tab-ar-dēl'yo) [Sp.]. A form of typhus fever occurring in certain sections of Mexico.

tabasheer (tab-ash-ēr'). An abnormal substance obtained from the points of certain kinds of bamboo. It is used as a tonic, astringent, pectoral, etc.

tabatière anatomique (tah-bah-te-ār' ah-nah-to-meek') [Fr.]. The hollow on the back of the hand and at the base of the thumb, between the tendons of the extensor secundi and extensor primi internodii pollicis. Called also *anatomic snuff-box*.

tabaxir (tab'aks-ēr). Tabasheer.

tabby-cat striation (tab'e). See *striation*.

tabefaction (tab-e-fak'shun) [L. *tabefac'tio*]. The wasting of the body; tabes.

tabella (tab-el'ah), pl. *tabel'læ* [L.]. A medicated tablet or troche.

tabes (ta'bēz) [L.]. 1. Any wasting of the body; progressive atrophy of the body or a part of it. 2. Locomotor ataxia **abortive t.**, rudimentary tabes **cerebral t.** See *general paresis*, under *paresis*. **cervical t.**, tabes dorsalis in which the upper extremities are first affected **diabetic t.**, a peripheral neuritis occurring in diabetic patients with symptoms of locomotor ataxia; called also *diabetic neurotabes*. **t. dorsa'lis**, locomotor ataxia See *ataxia*. **t. ergot'ica**, a condition resembling tabes dorsalis, due to ergotism. **hereditary t.**, hereditary ataxia See *ataxia* **t. infe'rior**, tabes dorsalis affecting the lower extremities. **interstitial t.**, tabes marked by a primary proliferation of the neuroglia, due to chronic thickening of the blood-vessels of the posterior columns. **marantic t.**, tabes dorsalis marked by extreme emaciation. **t. mesenter'ica, t. mesara'ica**, tuberculosis of the mesenteric glands in children, resulting in digestive derangement and wasting of the body. **monosymptomatic t.**, tabes dorsalis exhibiting a single symptom. **nerve-t.**, tabes resulting from parenchymatous degeneration of the posterior columns of the spinal cord **peripheral t.** See *pseudotabes* **rudimentary t.**, tabes dorsalis which shows only a few symptoms, the condition remaining stationary for a long time; called also *abortive t.* **spasmodic t.**, Little's disease; lateral sclerosis of the spinal cord. See *sclerosis*. **t. spina'lis**, locomotor ataxia. **t. supe'rior**, cervical tabes. **vessel-t.**, tabes due to an obliterative endarteritis within a principal vessel supplying the posterior column.

tabescent (tab-es'ent) [L. *tabes'cere* to waste]. Wasting away; shriveling.

tabetic (tab-et'ik). Pertaining to or affected with tabes. **t. foot**, a foot that is distorted by tabes dorsalis.

tabetiform (tab-et'if-orm). Resembling tabes.

tabic (tab'ik). Same as *tabetic*.

tabid (tab'id) [L. *tab'idus*]. Tabetic; wasting away.

tabification (tab-if-ik-a'shun). Emaciation.

tablature (tab'lāt-ūr). The separation of the chief cranial bones into inner and outer tables, which are separated by a diploë.

table (ta'bl) [L. *tab'ula*]. A flat, bony plate or lamina; especially one of the lamellæ of the cranial bones. **inner t., vitreous t.**, the inner layer of compact bony tissue of the principal bones of the skull, divided by the diploë from the **outer table**, or superficial layer. **operating-t.**, a piece of furniture upon which a patient is laid during an operation. **water t.** See *ground water*, under *water*.

tablespoon (ta'bl-spoon). A large-sized spoon, containing about 4 fluidrams, or 15 cubic centimeters.

tablet (tab'let). A medicated troche or disk. **poison t's**, tablets stamped with the word poison

and a skull and cross-bones. **t. saturates,** tablets made of sugar of milk, acacia, and alcohol, which can be medicated by dropping upon them a definite quantity of liquid medicine. **t. triturates,** tablets containing a triturated medicine.

tablier (tab'le-er). Hottentot apron. See under *apron.*

tablogestin (tab-lo-jes'tin). A solid form of cholo-gestin put up in tablets.

tabloid (tab'loid). A form of medicinal tablet or lozenge. A proprietary word.

taboparalysis, taboparesis (tab-o-par-al'is-is, ta-bo-par-es'is). General paresis occurring concomitantly with tabes dorsalis.

tabophobia (ta-bo-fo'be-ah) [L. *tabes* + Gr. *φόβος* fear]. A morbid fear of tabes.

tabular (tab'u-lar) [L. *tab'ula* a board or table]. Resembling or shaped like a table.

tabule (tab'ūl). A form of medicated tablet.

tacahout (tak-ah-hoot') [Arabic]. A kind of gall from tamarisk trees: a source of gallic acid.

tacamahac (tak'ah-ma-hak). A resin from various species of *caulophyllum, Bursera, Icica, Fragara,* and *Populus.*

tache (tahsh). French for *spot.* **t. blanche** (blawsh) [Fr. "white spot"], a white spot on the liver in certain infectious diseases. **t. bleuâtre** (bleu-ahtr') [Fr. "bluish spot"], a kind of bluish spot on the skin: said to occur in certain cases of typhoid fever; they are sometimes caused by lice. **t. cérébrale** (sa-r-brahl') [Fr. "cerebral spot"], the meningeal streak; a congested streak produced by drawing the nail across the skin: a concomitant of various nervous or cerebral diseases. Called also *t. méningéale.* **t. laiteuses.** 1. Small spots, of a milky appearance, seen in the omentum of a newborn rabbit, made up of groups of vasoformative cells. 2. Lymphangeal nodules. **t. méningéale.** See *t. cérébrale.* **t. motrice** (mot-rēs') [Fr. "motor spot"], a kind of motor nerve-ending in which the nerve-fibril passes to a muscle-cell, where it ends in a slight enlargement. **t. spinale** (spe-hahl') [Fr. "spinal spot"], a bulla resembling a burn, and due to spinal-cord disease.

tacheometer (tak-e-om'et-er). Tachometer.

tachetée (tahsh-a-ta') [Fr.]. Tachetic.

tachetic (tak-et'ik). Marked by spots or blotches.

tachiol (tak'e-ol). Silver fluorid, AgF, a salt that has been highly recommended as an antiseptic.

tachistoscope (tak-is'to-skōp) [Gr. *ταχύς* swift + *σκοπεῖν* to view]. A kind of stereoscope in which vision is interrupted by a movable diaphragm.

tachogram (tak'o-gram) [Gr. *τάχος* speed + *γράμμα* mark]. A graphic record of the movement and velocity of the blood-current.

tachography (tak-og'raf-e) [Gr *τάχος* speed + *γράφειν* to write]. The recording of the speed of the blood-current.

tachometer (tak-om'et-er) [Gr. *τάχος* speed + *μέτρον* measure]. Same as *hemotachometer.*

tachycardia (tak-ik-ar'de-ah) [Gr. *ταχύς* swift + *καρδία* heart]. Excessive rapidity in the action of the heart. The term is usually applied to a pulse-rate above 130 per minute. **auricular t.,** auricular flutter. See under *flutter* **essential t.,** that which is paroxysmal and is due to a cardiac neurosis. **paroxysmal t.,** a condition marked by attacks of excessively rapid heart action which come on abruptly and terminate just as abruptly. **reflex t.,** rapid action of the heart caused by disturbances somewhere else than in the circulatory apparatus. **t. strumo'sa exophthal'mica,** exophthalmic goiter.

tachycardiac (tak-ik-ar'de-ak). Pertaining to or affected with tachycardia.

tachymeter (tak-im'et-er) [Gr. *ταχύς* swift + *μέτρον* measure]. Any instrument for measuring rapidity of motion of any body.

tachyphagia (tak-e-fa'je-ah) [Gr. *ταχύς* swift + *φαγεῖν* to eat]. Rapid eating.

tachyphasia (tak-e-fa'ze-ah) [Gr. *ταχύς* swift + *φάσις* speech]. Tachyphrasia.

tachyphemia (tak-e-fe'me-ah) [Gr. *ταχύς* swift + *φημη* speech]. Tachyphrasia.

tachyphrasia (tak-if-ra'ze-ah) [Gr. *ταχύς* swift + *φράσις* speech]. Extreme volubility of speech: sometimes a sign of mental disorder.

tachyphrenia (tak-if-re'ne-ah) [Gr. *ταχύς* swift + *φρήν* mind]. Morbid mental activity.

tachyphylaxis (tak"e-fi-lak'sis) [Gr. *τάχύς* swift + *phylaxis*]. Rapid immunization from the effect of toxic doses of an extract by previous injection of small doses of the same (Gley, 1911).

tachypnea, tachypnœa (tak-ip-ne'ah) [Gr. *ταχύς* swift + *πνοῖα* breath]. Excessive rapidity of respiration; a respiratory neurosis marked by quick, shallow breathing.

tachyrhythmia (tak-e-rith'me-ah) [Gr. *ταχύς* swift + *ῥυθμός* rhythm]. Tachycardia.

tachysan (tak'e-san). A mercury containing dye used by intravenous injection in syphilis and septicemia.

tachysystole (tak-e-sis'to-le) [Gr. *ταχύς* swift + *systole*]. Abnormally rapid systole; extrasystole. **auricular t.,** auricular flutter. See under *flutter.*

tacosis (ta-ko'sis). See *takosis.*

tactile (tak'til) [L. *tac'tilis*]. Pertaining to the touch. **t. cells, t. corpuscles.** See *corpuscle.* **t. irritability,** a condition of cells that repels foreign matters; negative chemotaxis.

tactilogical (tak-til-oj'ik-al). Pertaining to touch; tactual.

taction (tak'shun) [L. *tac'tio*]. 1. A touch; an act of touching. 2. The sense of touch; perception by the touch.

tactometer (tak-tom'et-er) [L. *tac'tus* touch + *me'trum* measure]. An instrument for measuring the acuteness of the sense of touch; an esthesiometer.

tactor (tak'tor). A tactile end-organ.

tactual (takt'u-al) [L. *tac'tus* touch]. Pertaining to or accomplished by the touch.

tactus eruditus (tak'tus er-u-di'tus) [L. "skilled touch"]. Delicacy of touch acquired by practice. Called also *tactus expertus.*

tædium vitæ (te'de-um vi'tæ) [L. "weariness of life"]. Morbid disgust with life, leading to a suicidal tendency.

Tænia, tænia (te'ne-ah), pl. *tæn'iæ* [L. "a flat band," "bandage," "tape"]. 1. A flat strip, especially of nerve-substance. 2. A genus of tapeworms. See *tapeworm.* **t. acus'ticæ,** a number of white lines running across the auditory eminence of the fourth ventricle of the brain. Known also as *striæ medullares.* **T. africa'na,** a tapeworm resembling *T. sagina'ta,* found twice in negroes of German East Africa. **T. bru'nerri,** a species found in Algeria. **t. choroi'dea** [B N A], the line of attachment of the lateral choroid plexus to the medial wall of the cerebral hemisphere. **t. cine'rea** [L. "little gray ribbon"]. A band of gray matter on the floor of the fourth ventricle outside the striæ medullares. **t. co'li** [B N A], any of the three bands formed by the longitudinal muscular fibers of the large intestine: these are the *t. mesocol'ica,* corresponding to the insertion of the mesentery; the *t. lib'era,* opposite to the previous one; and the *t. omenta'lis,* corresponding to the place of adhesion of the omentum to the transverse colon. **T. confu'sa,** a species found in Lincoln, Nebraska. **T. crassicol'lis,** a species found in cats which passes its encysted stage in the liver of rats, where it produces sarcomas. **T. cucur'bitum.** Same as *T. saginata.* **T. demararien'sis,** a South American tapeworm, rarely observed in man. **T. echinococ'cus,** the dog tapeworm; a species about 4 or 5 mm. long, found in the adult form in

the intestine of dogs, and in the larval form (*echinococcus*) in the tissues of man and certain animals. It is the cause of the echinococcus cyst, which is the structure in which the larval form is embedded. See *echinococcus*. **T. ellip'tica,** a species measuring from 6 to 12 inches, occurring in the intestines of dogs and cats. **T. fenestra'ta,** a tapeworm the segments of which have burst and have discharged their eggs, leaving a ring of tissue only. **t. fim'briæ** [B N A], the edge of the fimbria hippocampi after the choroid plexus is removed. **t. for'nicis** [B N A], the line of attachment of the lateral choroid plexus to the fimbria of the fornix. **T. fus'ca,** a tapeworm of which the segments are more or less fused or consolidated. **t. hippocam'pi** [B N A], the corpus fimbriatum. **T. hom'inis,** a tapeworm found once in Aschabad in a girl. **t. lib'era** [B N A]. See under *t. coli*. **T. madagascarien'sis,** a tapeworm discovered in Madagascar. **T. margina'ta,** a small cestode, 1.5–4 meters in length, found in dogs. **T. mediocanella'ta.** See *T. saginata*. **t. mesocol'ica.** See under *t. coli*. **T. na'na.** Same as *Hymenolepis nana*. **t. omenta'lis** [B N A]. See under *t. coli*. **T. philippi'na,** a species found in the Philippines. **T. pisifor'mis,** a tapeworm of dogs, reported to have been found in man. **t. pon'tis,** a bundle of fibers extending from the furrow between the superior and middle peduncles of the cerebellum, outward and downward in front of the pons, on the surface of the crusta, into the sulcus pedunculi medialis. **t. pylo'ri,** any of the bands composed of muscle tissue extending longitudinally on the pylorus. **T. sagina'ta,** the common tapeworm of man, a species from 12 to 25 feet long, found in the adult form in the human intestine, and in the larval state (*Cysticercus bovis*) in the muscles and other organs of the ox. It is known as the *beef-tapeworm* and *fat-tapeworm*, and is also called *T. mediocanellata*. **t. semicircula'ris.** See *stria termina'lis*. **T. so'lium,** the pork-tapeworm, or armed tapeworm, a species 3 to 6 feet long, found in the intestine of man, and in the larval state in the muscles of the hog. Its head is armed with a double row of hooklets. It gains access to the human intestine through the eating inadequately cooked or measly pork. It is rare in America, but common in certain parts of Europe. Called also *T. cellulo'sæ*. **T. tæniafor'mis,** a tapeworm of cats, which may possibly be present in man. **t. tec'tæ,** bundles of fibers passing over the upper surface of the corpus callosum, under cover of the gyrus fornicatus, and running backward over the splenium to the isthmus of the gyrus fornicatus and uncinate convolution. Called also *striæ tectæ* **t. termina'lis,** a muscular band forming part of the musculature of the auricle of the heart. **t. thal'ami** [B N A], the line of attachment of the tela choroidea of the third ventricle to the dorsal margin of the thalamus. **t. tu'bæ,** the thickened band of the peritoneum along the upper border of the oviduct. **t. ventric'uli quar'ti** [B N A], a line marking the junction of the epithelial part of the roof with the nerve substance in the fourth ventricle. **t. ventric'uli ter'tii,** stria medullaris. **t. viola'cea,** a bluish stripe running longitudinally in the floor of the fourth ventricle on either side.

tæniacide, tæniafuge. See *teniacide, teniafuge*.

Tæniarhynchus (te"ne-ah-ring'kus). A genus of tapeworms resembling Tænia, but with a rudimentary and unarmed rostellum. For species see under *Tænia*.

tæniasis (te-ni'as-is). See *teniasis*.

tæniola (te-ni'o-lah). A slender band-like structure.

T. A. F. Abbreviation for German *Tuberculin Albumose Frei*, or albumose-free tuberculin.

tag, diagnosis. A tag attached to the dead and wounded after an engagement, identifying them and the nature of their injuries.

tagatose (tag'at-ōs). A ketohexose, $CH_2OH(CHOH)_3.CO.CH_2OH$, isomeric with levulose.

Tagetes (taj-e'tēz) [L.]. A genus of composite-flowered plants. *T. erec'ta*, African marigold, and *T. pat'ula*, French marigold, have the properties of calendula.

tagliacotian (tah"le-ak-o'she-an). Named in honor of Gasparo *Tagliacozzi*, professor in Bologna, 1546–1599. **t. operation.** See under *rhinoplasty*.

tagma (tag'mah), pl. *tag'mata* [Gr. τάγμα a thing arranged]. An aggregate of molecules; the ultimate molecular mass of protoplasm. See *micelle*.

tagulawaya (tag"oo-lah-wa'yah). A yellowish oil prepared by boiling the bark of *Parame'ria vulnera'ria* in cocoanut oil; a vulnerary for external use.

tahaga (tah-hah'gah). A disease of camels in Algeria caused by *Trypanosoma evansi*. It is very similar to surra.

tail (tāl) [L. *cau'da*]. A cauda, or slender appendage. See *cauda*. **t.-fold,** a fold in the early embryo ensheathing the hind-gut. **t.-gut,** a prolongation of the archenteron into the tail of the early embryo. **t. of an incision,** the beginning and end of a surgical incision which does not go through the whole skin. **t. of a muscle,** the tapering, attached end of a muscle. **t. of the pancreas,** the splenic end of the pancreas.

tailors' spasm (ta'lerz). See *spasm*.

Tait's knot, law, operation (tāts) [Lawson *Tait*, English surgeon, 1845–1899]. See *knot, law*, and *operation*.

taka-diastase (tah-kah-di'as-tās) [Jokichi *Takamine*, Japanese chemist in New York, 1859–1922] A diastatic ferment formed by the action of the spores of the fungus *Aspergil'lus ory'zæ* on the bran of wheat. It is a yellowish powder, used as a digestant, especially in cases dependent upon gastric hyperacidity or deficiency of saliva. Dose, ½–5 gr. (0.03–0.333 gm.).

taka-koji (tah-kah-ko'je). A diastatic substance used in the preparation of taka-diastase. It is developed in cultures of taka-moashi.

taka-moashi (tah"kah-mo-ah'she). A Japanese rice fungus, *Aspergil'lus ory'zæ*: used in the preparation of diastase as a digestant.

takosis (ta-ko'sis) [Gr. τήκειν to cause wasting]. A contagious disease of goats caused by the *Micrococ'cus capri'nus*.

Tal. Abbreviation for L. *tal'is*, such a one.

talalgia (tal-al'je-ah) [L. *tal'us* ankle + Gr. ἄλγος pain]. Pain in the heel or ankle.

Talauma elegans (tal-aw'mah el'e-ganz). A plant of Java, valued as a stomachic, antispasmodic, and antihysteric remedy.

talc, talcum (talk, tal'kum) [L. *tal'cum*]. Powdered soapstone; a soft unctuous mineral used as a dusting-powder and as a filtering agent. It is native hydrous magnesium silicate, $3MgO\ 4SiO_2.H_2O$.

taliacotian (tal"e-ak-o'shan). Tagliacotian.

taliped (tal'ip-ed). Club-footed; also a club-footed person.

talipedic (tal-ip-e'dik). Club-footed.

talipes (tal'ip-ēz) [L. for *club-foot*]. Club-foot; a deformity of the foot in which it is twisted out of shape or position. **t. arcua'tus,** a foot with an abnormally high arch. **t. calcaneoval'gus,** a form of talipes combining talipes calcaneus and talipes valgus. **t. calcaneova'rus,** a combination of talipes calcaneus and talipes varus. **t. calca'neus,** club-foot in which the patient walks on the heel, the toes being elevated. It is frequently caused by infantile paralysis of the muscles of the tendo achillis. **t. ca'vus,** exaggeration of the plantar arch of the foot, due to contraction of the plantar

fascia. **t. equinoval'gus**, combined talipes equinus and talipes valgus. **t. equinova'rus**, a variety combining the features of talipes varus and talipes equinus. **t. equi'nus**, that in which the patient walks on the toes or the anterior part of one or both of his feet. It is due to elevation of the heel by contraction of the tendo Achillis. **t. perca'vus**, extreme plantar curvature. **t. planoval'gus**, valgus combined with flattening of the plantar arch and of the instep. **t. pla'nus**, flat-foot or splay-foot: a condition in which the arch of the instep is decreased or wanting. It is due to long-continued standing. **spasmodic t.**, talipes produced by sprain of the muscles. **t. val'gus**, club-foot in which the patient walks on the inner border of the foot, the sole being turned outward. **t. va'rus**, that in which the patient walks on the outer border of the foot, the sole being turned inward.

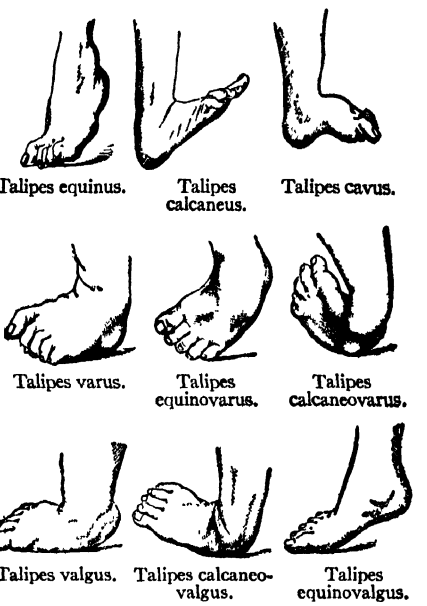

talipomanus (tal-ip-om'an-us) [L. *tal'ipes* club-foot + *ma'nus* hand]. Club-hand; a deformity of the hand in which it is twisted out of shape or position. It usually consists of strong flexion and adduction of the hand.

Tallerman's apparatus (tal'er-manz) [Lewis A. *Tallerman*, contemporary English inventor]. See *apparatus*.

tallianine (tal-i'an-in). A proprietary preparation for veterinary use in infections of various sorts.

tallow (tal'o). See *suet*. **bayberry t.**, a fat obtained from the berries of the wax myrtle (*Myrica cerifera*).

Tallqvist's scale (tahl'kvists) [Theodor Waldemar *Tallqvist*, Finnish physician, born 1871]. See under *scale*.

Talma's disease, operation (tal'mahz) [Sape *Talma*, physician in Utrecht, 1847–1918]. See *disease*, etc.

talocalcanean (ta"lo-kal-ka'ne-an) [L. *ta'lus* ankle + *calca'neum* heel-bone]. Pertaining to the astragalus and the calcaneum.

talocrural (ta-lo-kru'ral) [L. *ta'lus* ankle + *crus* leg]. Pertaining to the astragalus and the leg-bones. **t.-joint**, the joint between the leg-bones and the astragalus.

talofibular (ta-lo-fib'u-lar). Pertaining to the astragalus and the fibula.

talon (tal'on) [L. "bird's claw"]. A low cusp or posterior prolongation of a molar tooth.

talonavicular (ta"lo-nav-ik'u-lar). Pertaining to the astragalus and the navicular or scaphoid bone.

talonid (tal'o-nid). The posterior part of a lower molar tooth.

taloscaphoid (ta-lo-ska'foid). Pertaining to the astragalus and the scaphoid bone.

talose (ta'lōs). An aldehyd hexose, $CH_2OH(CHOH)_4CHO$, isomeric with dextrose.

talotibial (ta-lo-tib'e-al). Pertaining to the astragalus and the tibia.

talus (ta'lus) [L. "ankle"]. 1. [B N A] The astragalus, or ankle-bone. 2. The ankle.

tama (ta'mah) [L.]. Swelling of the feet and legs.

tamaquare (tam-ak-wa're). A preparation used for clearing opacities of the cornea.

tamar indien (tah-mar' ahn-de-aw') [Fr. "Indian palm"]. A proprietary laxative confection.

tamarack (tam'ar-ak). The hackmatack, a larch tree of North America: its bark is astringent and stimulant to the mucous membranes. Dose of fluidextract, 30–80 min. (2–5.333 c.c.).

tamarind (tam'ar-ind) [L. *tamarin'dus*, from Arabic *tamr Hindi* Indian date]. The leguminous tropical tree, *Tamarin'dus in'dica*, and its laxative and cooling fruit or seed-pod. The tamarind of commerce and pharmacy is the pulp of these pods, either alone or preserved in syrup or sugar. An infusion of this pulp in cold water is a refrigerant drink useful in fevers. The pulp is also an ingredient of the confection of senna. Dose, freely.

tamarindus (tam-ar-in'dus). 1. Latin for *tamarind*. 2. The preserved pulp of the fruit of the tamarind: refrigerant and laxative.

tambour (tam-boor') [Fr. for "drum"]. A drum-shaped appliance used in transmitting movements in a recording instrument. It consists of a cylinder having an elastic membrane stretched over it, and to which passes a tube that transmits the air. It is connected with a recording apparatus.

tambours à repulsion [Fr.]. A system of recording tambours.

tampan (tam'pan). See *Argas persicus* and *Ornithodorus moubata*.

tampicin (tam'pis-in). An amorphous resin, $C_{34}H_{54}O_{14}$, from Tampico jalap, *Ipomœ'a simulans*.

tampon (tam'pon) [Fr.]. A plug made of cotton, sponge, or oakum, variously used in surgery to plug the nose, vagina, etc., for the control of hemorrhage or the absorption of secretions. **t. action**. See *buffer action*. **Dührssen's t.**, tamponade of the vagina with iodoform gauze in uterine hemorrhage. **kite-tail t.**, a tampon made up of several pledgets tied to a string at intervals. **t.-screw**, an instrument with a screw-point for removing a tampon. **tracheal t.**, an inflatable rubber bag surrounding a tracheotomy tube: used to prevent the entrance of blood into the trachea in operations on the mouth and nose. **Trendelenburg's t.**, an inflatable bag of rubber surrounding a tracheotomy tube: used for preventing the escape of blood down the sides of the tube.

tamponade (tam-pon-ād') [Fr. *tamponnade*]. The surgical use of the tampon. **heart t.**, acute compression of the heart due to the collection of blood in the pericardium from rupture of the heart.

tamponage (tam'pon-āg). Tamponade.

tamponing (tam'pon-ing). Tamponade.

tamponment (tam-pon'ment). The act of plugging with a tampon.

Tamus (ta'mus) [L.]. A genus of dioscoreaceous plants. *T. commu'nis* is an old-world plant called black bryony: used homeopathically.

tan (tan). 1. To color or become of a brownish color from exposure to sun and wind. 2. The brownish

color of the skin and hands acquired by exposure to the sun and air.

tanacetum (tan-as-e'tum). Latin for *tansy*.

tanaka (tan-ak'ah). The plant *Dige'nia sim'plex* of Japan: used as a vermifuge.

tanalum (tan-al'um). Aluminum tannotartrate: used in diseases of the nose and throat.

tanformal (tan-for'mal). A proprietary intestinal astringent and disinfectant claimed to be a chemical combination of tannin, phenol, and formaldehyd.

tang (tang). A projecting shank on a dental appliance

tanghin (tan'gĕn). The apocynaceous tree, *Cer'bera tang'hin*, of Madagascar, and its exceedingly poisonous seed: also an extract prepared from it.

tanghinin (tan'gin-in). An alkaloid, $C_{10}H_{16}$, occurring in colorless crystals, from *Tanghin'ia venenif'era*. It is soluble in alcohol and ether, and sparingly soluble in water. It is an extremely poisonous cardiant: used like strophanthin.

tangle (tang'l). See *Laminaria*.

tank. An artificial receptacle for liquids. **activated sludge t.**, a tank through which sewage flows slowly or intermittently while compressed air is allowed to bubble up through it. **anaërobic t.** See *septic t.* **biologic t.**, a modified septic tank. **digestion** or **Emsher** or **Imhoff t.**, a deep septic tank in which the sludge is separated and submitted to septic action without making the rest of the sewage offensive **Dortmund t.**, a deep vertical flow settling tank for removing sludge from sewage. **hydrolytic t.** See *septic t* **septic t.**, a tank for the receipt of sewage, there to remain for a time in order that the solid matter may settle out and a certain amount of putrefaction occur from the action of the anaërobic bacteria present in the sewage. Called also *anaerobic t.* and *hydrolytic t.* **settling t.**, a basin in which the rate of flow of the sewage is reduced and the sludge allowed to settle out.

tannal (tan'al). Aluminum tannate. **insoluble t.**, basic aluminum tannate; a brown-yellow powder, $Al_2(OH)_4(C_{14}H_9O_9)_2+10H_2O$; an astringent useful in catarrhal affections of the eye and respiratory organs. **soluble t.**, aluminum tannotartrate; a yellowish-brown powder, $Al_2(C_4H_6O_6)_2(C_{14}H_9O_9)_2+6H_2O$: an astringent.

tannalbin (tan-al'bin). Exsiccated tannin albuminate; a patented reddish-brown powder prepared from tannin and albumin. an intestinal astringent in catarrh of the bowels, diarrheas, etc. Dose, 15–30 gr. (1–2 gm.). **veterinary t.**, a form of tannalbin adapted to veterinary practice.

tannalin (tan'al-in). A formaldehyd solution.

tannaphthol (tan-naf'thol). A proprietary condensation product of tannin albuminate and benzonaphthol. used in dysentery and diarrhea, and externally as a dusting-powder for wounds. Dose, 10–20 gr. (0.6–1.2 gm.).

tannargan (tan-ar'gan). A compound of tannin, silver, and albumin, used in diarrhea, dysentery, and gastro-enteritis.

tannase (tan'ās). A zymase found in various tannin-bearing plants and produced in cultures by *Aspergil'lus ni'ger* and *Penicil'lium glau'cum*.

tannate (tan'āt) [L. *tan'nas*]. Any salt of tannic acid: all the tannates are astringent.

tannic acid (tan'ik). See *acid* and *tannin*.

tannigen (tan'ij-en). Tannin diacetylate, or diacetyl-tannin; an acetic ester of tannic acid, $C_{14}H_8(COCH_3)_2O_9$: a patented yellowish-gray, tasteless powder, insoluble in water, but soluble in alcohol and slightly in ether. It is used as an intestinal astringent in chronic diarrhea, and locally in rhinitis, pharyngitis, etc. Dose, 2–8 gr. (0.125–0.5 gm).

tannin (tan'in). 1. A glucosid which on hydrolysis yields glucose and tannic acid. 2. Tannic acid; any one of a series of acids having mostly the formula $C_{14}H_{10}O_9$; especially the variety known as gallotannic acid, and derived from galls. It is used externally as an astringent styptic and hemostatic; internally as an astringent in atonic diarrheas. Dose, 1–10 gr. (0.066–0.666 gm.). **t. albuminate exsiccata.** Same as *albutannin*. **diacetyl-t., t. diacetylate.** Same as *tannigen*. **pathologic t.**, any tannin derived from galls, or vegetable excrescences due to a local disease of the plant. **physiologic t.**, any tannin normally produced by a healthy plant.

tannin-aleuronat (tan"in-al-u'ro-nat). An astringent combination of albumin and tannic acid.

tannisan (tan'is-an). A proprietary form of tannin albuminate.

tannismuth (tan'iz-muth). A proprietary preparation of bismuth ditannate. It is a light yellow powder containing 17 to 21 per cent. of bismuth.

tannisol (tan'is-ol). A brownish powder, methylene-ditannic acid used as an astringent. Dose, 2–8 gr. (0.125–0.5 gm).

tannivital (tan-iv-i'tal). A proprietary form of methylene ditannin.

tannocasum (tan-o-ka'sum). A light-gray, solid casein tannate: an antiseptic internal astringent.

tannochloral (tan-o-klo'ral). Captol; a preparation of tannin and chloral hydrate: antiparasitic and astringent.

tannochrom (tan'o-krōm). A preparation containing 50 per cent. of resorcin-chromium bitannate. used as a dusting-powder.

tannocol (tan'o-kol). A combination of equal parts of tannin and gelatin: used as an intestinal astringent.

tannoform (tan'o-form). Methylene-ditannin, $CH_2(C_{14}H_9O_9)_2$, a bulky, pinkish, insoluble powder prepared from formaldehyd and gallotannic acid. It is insoluble in water, but soluble in alkaline solutions. It is used as an astringent and antiseptic for external or internal use—externally in skin diseases, burns, hyperhidrosis, pruritus, hemorrhoids, ozena, etc.; internally in chronic diarrhea. Dose, 3½–8 gr. (0.25–0.5 gm). patented.

tannogelatin (tan-o-jel'at-in). A precipitate formed in testing urine for tannin by means of gelatin.

tannoguaiaform (tan-no-gwi'af-orm). A preparation of guaiacol, tannin, and formaldehyd: used as an astringent and antiseptic in intestinal tuberculosis.

tannokresoform (tan-o-kre'so-form). A compound of tannin and cresoform, used as an antiseptic internally and externally.

tannon (tan'ōn). Tannopin; a derivative of tannin and urotropin; a light-brown, tasteless powder, $(CH_2)_6N_4.(C_{14}H_{10}O_9)_3$, nearly insoluble in water, alcohol, and ether, but soluble in alkaline solutions. It is an intestinal astringent: used in enteritis and typhoid fever. Dose, 3–15 gr. (0.2–1 gm.).

tannopin (tan'o-pin). Same as *tannon*.

tannopumilin (tan-o-pu'mil-in). A proprietary preparation containing oil of *Pi'nus pumil'io* (templin oil) and digallic acid: used in skin diseases.

tannopumilio (tan"o-pu-mil'e-o). A compound of digallic acid with the terpene of *Pi'nus pumil'io*: used in skin diseases.

tannosal (tan'o-sal). Same as *creosal*.

tannothymal (tan-o-thi'mal). An intestinal astringent; a product of formaldehyd, tannic acid, and thymol. Dose, 5–15 gr. (0.33–1 gm.).

tannyl (tan'il). A grayish-brown powder, a tannin compound of oxychlorcasein, used as an intestinal astringent. Dose, 15–45 gr. (1–3 gm). **t. acetate**, acetyltannic acid.

tanphenyform (tan-fen'if-orm). A proprietary preparation of tannin albuminate, hexamethylenamin, and salol.

tanret (tahn-ra'). Tanret's reagent; potassium iodohydrargyrate: used as a test for albumin.

Tanret's test (tahn-rāz') [Charles *Tanret*, French physician, 19th century]. See under *tests*.

tansan (tan'san). A natural mineral water from a spring near Kobe, in Japan: used in nutritional disorders.

Tansini's operation, sign (tan-se'nēz) [Iginio *Tansini*, Italian surgeon, born 1855]. See under *operation* and *sign*.

tansy (tan'ze) [L. *tanace'tum*] The herb *Tanace'tum vulga're*, a composite plant of the United States. Its leaves and tops (*tanace'tum*) contain tanacetin, tannic acid, and an essential oil, and are diuretic, emmenagogue, and anthelmintic. Its bitter, volatile oil is a poisonous agent, paralyzing the muscles of respiration and deglutition, and causing vomiting, pain in the abdomen, convulsions, and death. Dose of oil, 1–3 min. (0.066–0.2 c.c.); of fluidext act, 20–60 min. (1.3–4 c.c.).

tantalum (tan'tal-um). A rare metallic element; symbol, Ta; atomic weight, 181.5.

taon (tah-on'). Infantile beriberi occurring in the Philippine Islands.

tap (tap). 1. A quick, light blow. 2. To empty by paracentesis. **front t.**, a tap on the muscles of the front of the leg, producing contraction of the muscles of the calf in spinal irritability.

tap (tahp). A variety of East Indian jungle-fever.

tapeinocephalic (tap'ĭn-o-sef-al'ik). Characterized by tapeinocephaly.

tapeinocephaly (tap''in-o-sef'al-e) [Gr. ταπεινός low-lying + κεφαλή head]. A low form of the skull, which is also flattened at the front.

tapetum (tap-e'tum) [L. "carpet"]. 1. See *t. lucidum*. 2. A band of fibers passing from the callosum to the temporal lobe. **t. alve'oli**, the alveolar periosteum. **t. cellulo'sum**, the iridescent layer in the choriocapillary layer of the choroid of carnivorous animals, giving the peculiar luster seen in the eyes of those animals. **t. choroid'eæ**. See *t. lucidum*. **t. cor'poris callo'si**, a bunch of fibers extending from the corpus callosum to the temporal lobe. **t. fibro'sum**, the intermediate part of the stroma layer of the choroid of certain animals, as the cow, sheep, and horse, containing wavy bundles of connective tissue, which cause the metallic glow sometimes seen in such eyes **t. lu'cidum**, the iridescent pigment epithelium of the choroid of cats and certain other animals, which give their eyes the properties of shining in the dark. Called also *t. choroideæ*. **t. ni'grum**, the external, or pigmentary, layer of the retina. **t. oc'uli**, the pigment layer of the retina. **t. ventric'uli**, a system of white fibers which connects the cortex of the frontal lobe of the brain with the cortex of the occipital lobe.

tapeworm (tāp'werm). A parasitic intestinal cestode worm, or species of a flattened, tape-like form, and composed of separate joints. Those infesting man are principally of the genera *Tæ'nia*, *Bothriocephalus*, and *Hymenolepis*. The ova of tapeworms are taken into the alimentary canal of the host, whence they make their way into the tissues, where they form small, cyst-like masses, called *scolices* or *cysticerci*. See *hydatid*. When the flesh of the original host is eaten, the scolices develop within the alimentary canal of the new host into a *strobilus*, or adult tapeworm, which consists of a head, neck, and a various (often very great) number of oblong joints, or segments, called *proglottides*, each of which is hermaphroditic and produces ova. See *Tænia*. **African t.**, *Tænia africana*. **armed t.**, the pork tapeworm, *Tæ'nia so'lium*, the commonest species of tapeworm. **beef-t.**, *Tæ'nia sagina'ta*, a common tapeworm of man. Its cysticercus is found in beef. Called also *unarmed t.* **broad t.**, *Dibothriocephalus la'tus*, the largest tapeworm of man. It is three-fourths of an inch broad, and often reaches a length of 20 feet. Its larvæ are found in fish. It frequently produces profound anemia. **dog-t.**, *Tæ'nia echinococ'cus*; its scolices give rise to hydatid cysts. **double-pored dog t.**, *Dypilidium caninum*. **dwarf t.** See *Hymenolepsis nana*. **fat t.**, *Tænia saginata*. **fish t.** See *Dibothriocephalus*. **heart-headed t.**, *Dibothriocephalus cordatus*. **hydatid t.** Same as *Tænia echinococcus*. **Japanese double-cord t.**, *Diplogonoporus grandis*. **Madagascar t.** See *Davainea madagascariensis*. **Manson's larval t.**, *Bothriocephalus mansoni*. **measly t.**, *Tænia solium*. **pork t.**, *Tænia solium*. **rat t.**, *Hymenolepsis dimʹnuta*. **Swiss t.**, the *Dibothriocephalus latus* **unarmed t.** See *beef-t.* **Ward's Nebraskan t.**, *Tænia confusa*.

taphephobia, taphiphobia, taphophobia (taf-e-fo'be-ah, taf-o-fo'be-ah) [Gr. τάφος grave + φόβος fear]. Insane fear of being buried alive.

taphosote (taf'o-sōt). Tannophosphate of creosote: used in tuberculosis.

tapinocephalic (tap''in-o-sef-al'ik) [Gr. ταπεινός low + κεφαλή head]. Characterized by tapinocephaly.

tapinocephaly (tap''in-o-sef'al-e) [Gr. ταπεινός low + κεφαλή head]. The condition of having a skull flattened or depressed on the top.

tapioca (tap-e-o'kah) A fecula, or starch, derived from the root of *Jat'ropha man'ihot*, or manioc: used as a food.

tapir (ta'per). A mammal of various species of the genus *Tapi'rus*: the fat is locally used as a medicine. **t.-mouth**, a condition in which the mouth has something of the appearance of a tapir's mouth, the orbicularis oris muscle being atrophied, while the lips are thickened and separated. It is seen in facioscapulohumeral muscular atrophy.

tapiroid (ta'per-oid). Resembling the snout of a tapir.

tapotage (tah-po-tahzh') Coughing and expectoration following percussion in the supraclavicular region: a sign sometimes obtained in pulmonary tuberculosis.

tapotement (tah-pōt-maw') [Fr.]. A tapping or percussing movement in massage. It includes clapping, beating, and punctation.

tapping (tap'ing). See *paracentesis*.

tar (tahr) [U. S. P. *pix pi'ni*]. Pine tar; wood tar; a dark brown or black, viscid liquid, obtained mainly by roasting the wood of various species of pine. It is a mixture of complex composition, and is the source of a number of substances, as cresol, creosol, guaiacol, naphthalene, paraffin, phenol, toluene, xylol, etc. When repeatedly applied to the skin of mice it causes cancers to develop. It is given in chronic bronchitis, diarrhea, and diseases of the urinary organs, and externally in certain skin diseases. Dose of tar water, freely; of syrup, 1–2 fl oz. (30–60 c.c.). The ointment is used for external application. **coal-t.**, a thick, black, viscid substance obtained from bituminous coal, or as a residue in the distillation of petroleum. Its distillation product (*coal-t. oil*) is the source of many valuable organic compounds, including anilin, benzene, naphthalene, quinolin, toluene, etc. **gas-t.**, a coal-tar derived from the coal, rosin, petroleum, and other material used in gas-works.

tara (tah'rah). A kind of palmus, or jumping disease, prevailing in Siberia.

tarabagan (tar-ab-a'gan). Same as *marmot*.

tarabagania tchuma (tar-ab-ag-ah'ne-ah tchu'-mah). A fatal contagious disease of Siberia: said to be contracted primarily from contact with a diseased tarabagan, or marmot, *Arctomys bobæ*.

Taraktog'enos kur'zii. The tropical tree from the seeds of which chaulmoogra oil is obtained.

tarantism (tar'an-tizm). A variety of dancing mania, popularly believed to be caused by the bite of a tarantula, and to be cured by dancing.

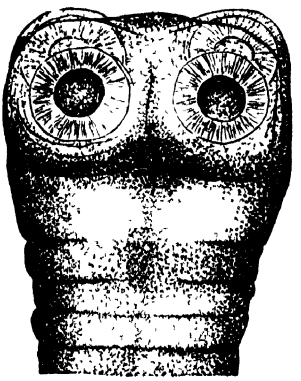

Head of Tænia saginata

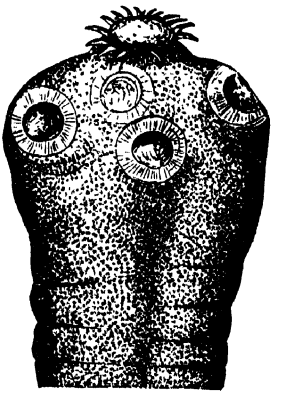

Head of Tænia solium.



Head of Bothriocephalus latus

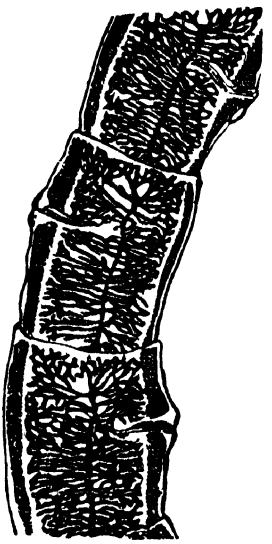

Segments of Tænia saginata.

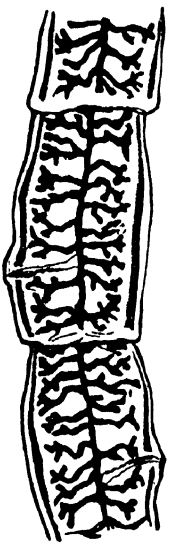

Segments of Tænia (Hymenolepis) solium



Segments of Bothriocephalus latus.



Tænia (Hymenolepis) nana, much enlarged.



Tænia elliptica.



Tænia echinococcus, enlarged.



Tænia (Hymenolepis) nana, about natural size.

tarantula (tar-an'tu-lah). A venomous spider of Europe, *Lyco'sa taran'tula;* also its homeopathic preparations. **American t.**, a large dark, ferocious looking spider, *Gurypel'ma hent'zii*, having a severe and poisonous bite. **T. cuben'sis**, a Cuban spider; also a homeopathic preparation said to be a toxemic agent: useful in malignant ulcers and anthrax. **T. his'pana**, a spider found in Spain and South America; also its homeopathic preparation: said to be of high value in treating chorea, hysteria, etc.

tarassis (tar-as'is) [Gr. *τάραξις* confusion]. A term proposed by Sanoaville de Lachèse (1886) for hysteria in the male.

taraxacerin (tar"aks-as-e'rin). A crystalline and soluble principle, $C_8H_{16}O$, from dandelion root.

taraxacin (tar-aks'ăs-in). A bitter principle from the root of the common dandelion.

Taraxacum (tar-aks'ak-um) [L.]. A genus of composite-flowered plants. The dried root of *T. officina'le*, the common dandelion, contains the principle taraxacin, and is diuretic, stomachic, and somewhat cholagogue, and is used in the hepatic congestion of acid atonic dyspepsia. Dose of extract, 5–15 gr. (0.333–1 gm.); of fluidextract, ½–2 dr. (2–8 c.c.); of juice (*suc'cus tarax'aci*), 2–4 dr. (8–16 c.c.).

taraxigen (tar-ak'sij-en). See under *taraxy*.

taraxin (tar-ak'sin). See under *taraxy*.

taraxis (tar-ak'sis). An obsolete name for conjunctivitis.

taraxy (tar-ak'se) [Gr. *τάραξις* disturbance]. Novy's name for anaphylaxis, on the theory that the condition is due to a poisonous substance (taraxin) which is formed in the blood on the injection of an alien substance, as the result of a reaction with a substance which already exists in the blood-serum and which he terms *taraxigen*.

tarbadillo (tar-bah-deel'yo) [Sp.]. See *tabardillo*.

tarbagan (tar'bag-an). See *marmot*.

tarbisol (tar'biz-ol). A 5 per cent. solution of tartrobismuthate of diethylamin with the addition of guaiacol. Intramuscular dose in the treatment of syphilis, 0.1 gm.

Tardieu's spots (tar-dyuz') [Auguste François *Tardieu*, French physician, 1818–1879]. See *spot*.

tare (tār). 1. The weight of the vessel in which a substance is weighed. 2. To take the weight of a vessel which is to contain a substance, in order to allow for it when the vessel and the substance are weighed together.

tarentism (tar'en-tizm). See *tarantism*.

tarentula (tar-en'tu-lah). Same as *tarantula*.

targesin (tar'je-sin) A diacetyl-tannin-silver protein product, non-irritating, and used in 1 to 2 per cent. solution in the treatment of gonorrhea.

target (tar'get). 1. That portion of an *x*-ray tube on which the electrons impinge and from which the *x*-rays are sent out. 2. Same as *mire*.

Tarin, Tarinus, band of, valve of, etc. (tah'rin, tah-ri'nus) [Pierre *Tarin*, French anatomist, 1700–1761]. See under *band, valve*, etc.

Tarnier's forceps, sign (tahr-ne-āz') [Etienne Stéphene *Tarnier*, French obstetrician, 1828–1897]. See under *forceps* and *sign*.

tarropetrolin (tar-o-pet'ro-lin). A proprietary salve containing wood-tar and petroleum: used for skin diseases.

tarsadenitis (tar-sad-en-i'tis). An inflammation of the tarsus of the eyelid and of the meibomian glands.

tarsal (tahr'sal) [L. *tarsa'lis*]. Pertaining to the tarsus of an eyelid or to the instep.

tarsale (tahr-sa'le), pl. *tarsa'lia* [L.]. Any bone of the tarsus, especially one belonging to the distal row.

tarsalgia (tahr-sal'je-ah) [Gr. *ταρσός* foot + *ἄλγος* pain]. Neuralgia of the foot, with flattening of its arch.

tarsalia (tahr-sa'le-ah) [L. pl.]. The tarsal bones.

tarsalis (tahr-sa'lis) [L.]. A tarsal muscle. **t. infe'rior**, a muscle arising from the lower lip and inserted into the tarsus of the lower lid. It depresses the lower lid. **t. supe'rior**, a muscle of the upper eyelid serving to raise the lid and the skin of the lid.

tarsectomy (tahr-sek'to-me) [Gr. *ταρσός* foot + *ἐκτομή* excision]. 1. Excision of the tarsus, or a part of it. 2. Excision of a tarsal cartilage.

tarsectopia (tahr-sek-to'pe-ah) [*tarsus* + Gr *ἔκτοπος* out of place]. Dislocation of the tarsus.

tarsen (tahr'sen) [Gr. *ταρσός* foot]. Pertaining to the tarsus in itself.

tarsitis (tahr-si'tis) [Gr. *ταρσός* eyelid + *-ιτις* inflammation]. Inflammation of the tarsus, or margin of an eyelid.

tarsocheiloplasty (tahr-so-ki'lo-plas-te) [Gr. *ταρσός* eyelid + *χεῖλος* lip + *πλάσσειν* to mold]. A plastic operation upon the edge of the eyelid, as in trichiasis.

tarsoclasis (tahr-sok'las-is) [Gr. *ταρσός* foot + *κλάσις* breaking]. The operation of fracturing the tarsus of the foot.

tarsomalacia (tahr"so-mal-a'she-ah) [Gr. *ταρσός* tarsus + *μαλακία* softening]. Softening of the tarsus of an eyelid.

tarsometatarsal (tahr"so-met-ah-tar'sal). Pertaining to the tarsus and the metatarsus.

tarso-orbital (tahr-so-or'bit-al). Pertaining to the tarsus and the walls of the orbit.

tarsophalangeal (tahr"so-fa-lan'je-al). Pertaining to the tarsus and the phalanges.

tarsophyma (tahr-so-fi'mah) [Gr. *ταρσός* tarsus + *φῦμα* growth]. Any tarsal tumor.

tarsoplasia (tahr-so-pla'se-ah). Same as *tarsoplasty*.

tarsoplasty (tahr'so-plas-te) [Gr. *ταρσός* tarsus + *πλάσσειν* to form]. Plastic surgery of the tarsus or of an eyelid; blepharoplasty.

tarsoptosis (tar-sop-to'sis) [Gr. *ταρσός* tarsus + *πτῶσις* falling]. Falling of the tarsus; flat-foot.

tarsorrhaphy (tahr-sor'a-fe) [Gr. *ταρσός* tarsus + *ῥαφή* suture]. The operation of suturing together a portion of (*partial t.*) or the entire (*total t.*) upper and lower eyelids for the purpose of shortening or closing entirely the palpebral fissure. The terms *external t.*, *median t.*, and *internal t.* are used to indicate the portion of the lids brought together in partial tarsorrhaphy. Called also *blepharorrhaphy*.

tarsotarsal (tahr-so-tahr'sal). Between two rows of tarsal bones.

tarsotibial (tahr-so-tib'e-al). Pertaining to the tarsus and the tibia.

tarsotomy (tahr-sot'o-me) [Gr. *ταρσός* tarsus + *τέμνειν* to cut]. The operation of incising the tarsus, or an eyelid.

tarsus (tahr'sus) [L.; Gr. *ταρσός*]. 1. The instep proper with its seven bones; the proximal segment of the foot; the bones are the *astragalus* (or knuckle-bone), the *calcaneum* (or heel-bone), and the *scaphoid*, forming the proximal row; and the *cuboid* and the internal, middle, and external *cuneiform* bones, forming the distal row, or tarsalis. The astragalus articulates with the tibia and fibula; the four distal bones, with the metatarsals. 2. The firm framework of connective tissue which gives shape to the eyelid.

tartar (tahr'tahr) [L. *tar'tarum;* Gr. *τάρταρον*]. 1. The lees, or sediment, of a wine-cask; crude potassium bitartrate. 2. The incrustation that forms on neglected teeth. **borated t.**, a white powder prepared by evaporating a solution of 2 parts of borax and 5 parts of potassium bitartrate. **cream of t.** [L. *cre'mor tar'tari*], potassium bitartrate. **t. emetic**, the tartrate of antimony and potassium. **serumal t.**, the greenish or brownish secretions

of calcareous matter seen on the roots of the teeth in cases of pyorrhea. It is formed from the blood-serum. Called also *hematogenic calculus*. **vitriolated t.**, potassium tartrate.

tartarated (tahr'tahr-a-ted) [L. *tartara'tus*]. Charged with tartaric acid.

tartaric acid (tar-tar'ik). See under *acid*.

tartarization (tahr"tar-iz-a'shun). The treatment of syphilis by inoculation with tartarized antimony.

tartarized (tahr'tar-izd) [L. *tartariza'tus*]. Charged with tartaric acid.

tartarlithin (tahr-tar-lith'in). Lithium bitartrate, $LiC_4H_5O_6.H_2O$, a white, acid powder: used for gout, rheumatism, and uricacidemia; also for suppurative gingivitis. Dose, 5–10 gr. (0.3–0.6 gm.). **t. and sulphur**, a preparation of equal parts of tartarlithin and precipitated sulphur in 5-grain tablets. It is used in bronchitis, chronic sore throat, and indigestion from liver disease.

tartrate (tahr'trāt) [L. *tar'tras*]. Any salt of tartaric acid **acid t.**, a bitartrate; any salt of tartaric acid in which one atom only of hydrogen is replaced by a base **anilin antimonyl t.**, a soluble crystalline substance, $C_4H_5O_6(SbO)C_6H_5 \cdot NH_2.H_2O$, used in the treatment of trypanosomiasis. **normal t.**, one in which two hydrogen atoms are replaced, various tartrates are employed as remedial agents. **potassium ammonium t.**, antiluetin.

tartrated (tahr'tra-ted) [L. *tartra'tus*]. Containing tartar or tartaric acid. **t. antimony**, antimony and potassium tartrate.

tartro bi. Same as *trepol*.

tartro-bismuthate (tar-tro-biz'mu-thāt). See *bismuthotartrate*.

tartrophen (tahr'tro-fen). A proprietary preparation of phenetidin and tartaric acid: used like citrophen.

Tashkend ulcer (tash'kend). See *ulcer*.

tasikinesia (ta-se-kin-e'ze-ah). A morbid inclination to get up and walk resulting in inability to remain seated.

taste (tāst) [L. *gus'tus*]. The peculiar sensation caused by the contact of soluble substances with the tongue; the sense effected by the tongue, the gustatory and other nerves, and the gustation center. **after-t.**, a taste that continues after the substance producing it has been removed. **t.-buds, t.-bulbs**, certain end-organs of the tongue upon which the savors of substances tasted make their direct impression. **t.-cells, t.-corpuscles.** See *cell*. **color t.**, pseudogeusesthesia. **t.-end**, a taste-cell forming the terminal end-organ of the gustatory nerve **franklinic t.**, a sour taste produced by stimulating the tongue with static electricity. **t.-goblets.** Same as *t.-buds*. **t.-pore**, a canal leading into the center of a taste-bud. **t.-ridges**, the foliate papillæ which contain numerous taste-buds.

tätté melk. A food article in Norway and Sweden, prepared by inoculating milk with leaves of *Pinguicula vulgaris*.

tattooing (tat-oo'ing). The insertion of permanent colors in the skin by introducing them through punctures. **t. of the cornea**, the permanent coloring of the cornea, chiefly to conceal leukomatous spots.

Tatu'sia novemcinc'ta. A trypanosome found in the armadillo, transmitted by the insect *Triatoma geniculata* (Chagas, 1912).

tauranga (taw-ran'gah). See *bush disease*, under *disease*.

taurin (taw'rin). A crystallizable acid, aminoethyl-sulphonic acid, $NH_2(CH_2)_2SO_2OH$, from the bile, produced from the decomposition of taurocholic acid. It is found also in small quantities in the tissues of the lungs and muscles. Its crystals are colorless and are readily soluble in water.

taurine (taw'rin). A nutrient jelly from beef.

taurocholate (taw-ro-ko'lāt). Any salt of taurocholic acid.

taurocholemia (taw-ro-kol-e'me-ah). The presence of taurocholic acid in the blood.

taurocholic acid (taw-ro-kol'ik). See *acid*.

tautomenial (taw-to-me'ne-al) [Gr. *ταὐτό* the same + *μήν* month]. Pertaining to the same menstrual period.

tautomeral, tautomeric (taw-tom'er-al, taw-to-mer'ik) [Gr. *ταὐτό* the same + *μέρος* part]. Sending processes to help in the formation of the white matter in the same side of the spinal cord: used of certain neurons and neuroblasts. See *tautomeral cells*, under *cell*.

tautomerism (taw-tom'er-izm) [Gr. *ταὐτό* the same + *μέρος* part]. Metamerism in which two formulas are possible, but only one stable substance is obtainable.

tautorotation (taw"to-ro-ta'shun) [Gr. *ταὐτο* the same + *rotation*]. Same as *mutarotation*.

Tawara's node (tah-wah'rah) [S. *Tawara*, contemporary Japanese pathologist]. See under *node*.

taxin (taks'in) [L. *tax'us*; Gr. *τάξος* yew]. An amorphous poisonous alkaloid, $C_{37}H_{51}NO_{10}$, from *Taxus baccata*: used in epilepsy.

taxis (taks'is) [Gr. "arrangement"]. 1. The replacement by hand of a displaced part, as of a hernial protrusion. 2. A suffix meaning *order* or *arrangement*, as chemo*taxis*, thermo*taxis*, etc. **bipolar t.**, the manipulation of a retroverted uterus by upward pressure through the rectum, the cervix being pulled down in the vagina.

Taxodium distichum (taks-o'de-um dis-tik'um). The cypress, a timber tree of North America. The resin is useful in rheumatism.

taxology (taks-ol'o-je). Taxonomy.

taxonomy (taks-on'o-me) [L *taxino'mia*; Gr. *τάξις* arrangement + *νόμος* law]. The theory and principles of classification.

Tax'us baca'ta. The yew tree.

taxy (taks'e). Same as *taxis* (3d def.).

Tay's disease, spot (tāz) [Warren *Tay*, contemporary English physician]. See *disease* and *spot*.

Tay-Sachs' disease [Warren *Tay*, contemporary British physician; Bernard *Sachs*, contemporary neurologist in New York]. See *disease*.

Taylor's apparatus (ta'lerz) [Charles Fayette *Taylor*, surgeon in New York, 1827–1899]. See *apparatus*.

TB. See under *tuberculin*.

Tb. Chemic symbol of *Terbium*.

T. b. Abbreviation for *tubercle bacillus*; also a spoken abbreviation for *tuberculosis*.

T-bandage. See *bandage*.

TBN. Abbreviation for *bacillus emulsion*. See under *tuberculin*.

TC. See under *tuberculin*.

T. d. Abbreviation for L. *ter in di'e*, three times a day.

Te. The symbol of *tellurium*; also an abbreviation for *tetanus*.

tea (te) [L. *the'a*]. 1. The dried leaves of *The'a chinen'sis*. They contain thein (caffein) and tannic acid, and are used in infusion as a conservant, stimulant, and exhilarant. 2. A decoction of the above, used as a beverage. 3. Any decoction or infusion of a medicinal plant. **breast-t.** Same as *species pectorales*. **emollient t.** See *species emollientes*. **James' t., Labrador t.**, the plant *Le'dum la ifo'lium*, of the United States and Canada, used domestically as a tonic and pectoral. **t.-mixture.** See *species*. **Paraguay t.** See *mate* **St. Germain t.** Same as *species laxantes*. **teamsters' t.**, a decoction of *Eph'edra antisyphilit'ica*: a popular remedy for venereal disorders. **worm-t.**, compound infusion of spigelia and senna, containing also manna and fennel. Dose, 1–5 fl oz. (30–150 c.c.).

teaberry (te'ber-e). See *Gaultheria.*

teachers' nodule (tēch'erz). See *chorditis tuberosa.*

teak (tēk). An important timber tree, *Tecto'na gran'dis,* of southern Asia. A medicinal oil and tar are obtained from its wood.

Teale's amputation (tēlz) [Thomas Pridgin *Teale,* English surgeon, 1801–1868]. See *amputation.*

tears (tērz) [L. *lac'rimæ;* Gr. δάκρυα]. 1. The watery secretion of the lacrimal glands which serves to moisten the conjunctiva. The secretion is slightly alkaline and saline. 2. Small, naturally formed, drop-like masses of a gum or resin.

tease (tēz). To pull a tissue apart with needles for microscopic examination.

teaspoon (te'spoon). A spoon of small size, containing about 1 fluidram or 4 cubic centimeters.

teat (tēt). The nipple of the mammary gland.

teatulation (tēt-u-la'shun). The formation of a nipple-like elevation

tebean (te'be-an). A preparation made by shaking virulent human tubercle bacilli in 25 per cent. galactose and then concentrating in vacuo· used in tuberculosis.

tebecin (te-bc'sin). A tuberculosis vaccine obtained from pure culture of tubercle bacilli grown on media to which a saponin has been added

tebelon (te-be'lon). The isobutyl ester of oleic acid; a pyrogenic agent suggested for the treatment of tuberculosis and surgical infections.

tebeprotin (te-be-pro'tin). A protein derived from virulent human tubercle bacilli. Used for the specific treatment of tuberculosis

tebosapin (te-bo-sa'pin). A preparation made by macerating tubercle bacilli for twenty-four hours in sodium oleinate.

technic (tek'nēk) [Fr.]. The method of procedure and the details of any mechanic process or surgical operation. **Kristeller t.,** expression of the child by the hands on the abdomen over the fundus uteri, the fingers of the hand being behind and the thumbs in front

technical (tek'nik-al) Pertaining to technic.

technique (tek'nik). Same as *technic.*

technocausis (tek-no-kaw'sis) [Gr. τέχνη art + καύσις burning]. The use of the actual cautery.

Tecoma radicans (te-ko'mah rad-i'kanz). The trumpet creeper; also its homeopathic preparation.

tecosis (te-ko'sis). See *takosis.*

tectocephalic (tek"to-sef-al'ik). Characterized by tectocephaly.

tectocephaly (tek-to-sef'al-e) [L. *tec'tum* roof + Gr κεφαλή head]. Same as *scaphocephalism.*

tectology (tek-tol'o-je) [Gr. τέκτων builder + λόγος discourse]. The science which treats of the building up of organisms from organic elements, the doctrine of structure.

tectonic (tek-ton'ik) Pertaining to plastic surgery or to surgery for the restoration of lost parts.

tectorial (tek-to're-al) [L. *tec'tum* roof]. Of the nature of a roof or covering.

tectorium (tek-to're-um), pl. *tecto'ria* [L. "roof"]. The membrane of Corti.

tectospinal (tek-to-spi'nal). Pertaining to the tectum mesencephali and the spinal cord. See *tract*

tectum (tek'tum). Any roof-like structure. **t. mesencep'hali,** the roof of the midbrain comprising the colliculus superior and colliculus inferior.

tedious (te'de-us) [L. *tædio'sus*]. Protracted beyond the usual extent of time, as a labor.

teel oil (tēl). The oil of sesame. See *oil of benné.*

teeth (tēth) [pl. of *tooth*]. The organs of mastication. See *tooth.* **anterior t.,** the six front teeth in each jaw: called also *oral t.* **artificial t.,** teeth made of porcelain in imitation of natural teeth. **auditory t.,** a set of tooth-like points in the cochlea. **barred t.,** teeth with roots spread out so that their extraction is extremely difficult. **bicuspid t., premolar t.,** the fourth and fifth teeth, counting from the center. **buccal t.,** the bicuspids and molars. **canine t.,** the four teeth which immediately join the incisors. **cheoplastic t.,** artificial teeth attached to a cheoplastic base without pins. **chiaie t.,** teeth from which the enamel is eaten away by the action of subterranean gases; seen in those exposed to the emanations of the volcanoes or who drink water impregnated with such gases. **corner t.,** the third or outer pair of incisor teeth of either jaw of the horse. **cross-pin t.,** artificial teeth in which the pins are inserted horizontally. **cuspid t.,** the four teeth, two in each jaw, which immediately adjoin the incisors. **deciduous t.,** the teeth of the first dentition. Called also *milk t.* and *temporary t.* **eye-t.,** the two upper canine teeth. **hag-t.,** teeth having wide spaces between the upper incisors. **hair-t.** Same as *auditory t.* **Horner's t.,** incisor teeth horizontally grooved from a deficiency of enamel. **Hutchinson's t.,** notched and narrow-edged permanent incisors; regarded as a sign of congenital syphilis, but not always of such an origin. **impacted t.,** teeth confined in the jaw so that they do not erupt. **incisor t.,** the four front teeth of each jaw. **labial t.,** the incisors and cuspids. **lower t.** See *mandibular t.* **malacotic t.,** teeth which are soft in structure and which easily decay. **mandibular t.,** the teeth of the mandible or lower jaw; the lower teeth. **maxillary t.,** the upper teeth; the teeth of the upper jaw or maxilla. **milk t.,** the deciduous teeth. **molar t.,** the grinders, or double teeth situated in the back part of either jaw. **Moon's t.,** the small, domed first molars of syphilitic patients **oral t.** See *anterior t* **peg-top t.** Same as *Hutchinson's t.* **permanent t.,** the teeth of the second dentition. **rake t.,** teeth separated by intervals. **sclerotic t.,** teeth which are hard in structure and are resistant to decay. **screw-driver t.** Same as *Hutchinson's t.* **stomach-t.,** the two lower canine teeth. **straight-pin t.,** artificial teeth in which the pins are inserted vertically **succedaneous t.,** the permanent teeth which replace the deciduous teeth. **superior t.,** the upper or maxillary teeth. **supernumerary t., supplemental t.,** teeth in excess of the regular or normal number. **temporary t.,** the deciduous teeth. **upper t.** See *maxillary t.* **vital t.,** teeth the pulp of which is alive **wisdom-t.,** the aftermost tooth on each side of each jaw; these four teeth are the last to appear.

teething (tēth'ing). The cutting of the teeth; dentition. See under *tooth.*

tegmen (teg'men), pl. *teg'mina* [L. "cover"]. Any covering or shelter. **t. cru'ris,** the tegmentum. **t. mastoideo-tympan'icum,** the tegmen mastoideum and tegmen tympani, which together roof over the mastoid cells. **t. mastoid'eum,** the bony roof of the mastoid cells. **t. tym'pani** [B N A], the bony layer between the tympanum and the cranial cavity. **t. ventric'uli quar'ti** [B N A], the roof of the fourth ventricle.

tegmental (teg-men'tal). Pertaining to or of the nature of a tegmentum or tegmen.

tegmentum (teg-men'tum) [L.]. 1. A tegmen or covering. 2. The grayish upper covering of the crura cerebri; the upper and larger of the two principal parts of either crus cerebri. **t. au'ris,** the membrana tympani. **hypothalamic t., subthalamic t.,** the extension of the tegmentum of the crus cerebri beneath the thalamus.

tegmin (teg'min) [L. *teg'men* a cover]. A preparation of wax, gum arabic, and water: used as a surgical dressing and as a covering for vaccination sores.

tegone (te'gōn). A preparation of agar-agar and glycerin used in making bandages.

tegument (teg'u-ment) [L. *tegumen'tum*]. The integument or skin.

tegumental (teg-u-men'tal). Of the nature of a tegument.

tegumentary (teg-u-men'ta-re). Pertaining to the skin or tegument.

Teichmann's crystals, test (tik'manz) [Ludwig T. Stawiarski *Teichmann*, German histologist, 1825–1895]. See under *crystal* and *tests*.

teichopsia (ti-kop'se-ah) [Gr. τεῖχος wall + ὄψις vision]. A luminous appearance before the eyes, with a zigzag, wall-like outline. Called also *fortification-spectrum* and *scotoma scintillans*.

teinodynia (ti-no-din'e-ah). Same as *tenodynia*.

tela (te'lah), pl. *te'læ* [L. "web"]. 1. Any web-like tissue. 2. Any prolongation of the pia found within a brain cavity. **t. ara'nea.** See *cobweb*. **t. cellulo'sa**, connective tissue. **t. choroi'dea**, the fold of pia mater forming the membranous roof of the third (*t. choroi'dea ventric'uli ter'tii*) and fourth (*t. choroi'dea ventric'uli quar'ti*) ventricles of the brain. **t. submuco'sa**, the pharyngeal aponeurosis. **t. vasculo'sa**, the choroid plexus.

telæsthesia (tel-es-the'ze-ah). See *telesthesia*.

telangiectasia, telangiectasis (tel-an"je-ek-ta'zhe-ah, tel"an-je-ek'tas-is) [Gr. τέλος end + ἀγγεῖον vessel + ἔκτασις dilatation]. Dilatation of the capillary vessels and minute arteries, forming a variety of angioma. **t. lymphat'ica**, lymphangioma formed by dilatation of the lymph-vessels.

telangiectatic (tel-an"je-ek-tat'ik). Pertaining to or of the nature of telangiectasis.

telangiectodes (tel-an-je-ek-to'dēz). Marked by telangiectasia.

telangiectoma (tel-an-je-ek-to'mah). Same as *telangioma*.

telangiitis (tel-an-je-i'tis) [Gr. τέλος end + ἀγγεῖον vessel + ιτις inflammation]. Inflammation of the capillaries.

telangioma (tel-an-je-o'mah) [Gr. τέλος end + ἀγγεῖον vessel + -ωμα tumor]. A tumor made up of dilated capillaries.

telangiosis (tel"an-je-o'sis) [Gr. τέλος end + ἀγγεῖον vessel]. Any disease of the capillary vessels.

telatuten (tel-ah-tu'ten). An extract of blood-vessel walls.

telecardiogram (te-le-kar'de-o-gram) [Gr. τῆλε far off + *cardiogram*]. A cardiogram which registers the tracings on a ribbon at a distance from the patient by means of an electric connection.

telecardiography (te"le-kar-de-og'raf-e). The use of the telecardiogram.

telecinesia (tel-e-sin-e'ze-ah) [Gr. τῆλε far off + κίνησις movement] Movement of an object produced without contact.

teledactyl (tel-e-dak'til) [Gr. τῆλε far off + δάκτυλος finger]. An appliance for picking up objects from the ground without stooping: used in spinal diseases

teledendrite, teledendron (tel-e-den'drīt, tel-e-den'dron). Same as *telodendron*.

telediastolic (tel"e-di-as-tol'ik) [Gr. τέλος end + *diastole*]. Pertaining to the last phase of the diastole.

telegony (tel-eg'o-ne) [Gr. τῆλε far off + γονή offspring]. The reproduction in the offspring of one sire of characteristics derived from a previous sire to whom the mother has borne offspring.

telegraphers' cramp (tel-eg'ra-ferz). See *cramp*.

telekinesis (tel"e-kin-e'sis) [Gr. τῆλε afar + κίνεσις movement]. The power claimed by certain persons of moving objects without contact with the object moved; also motion produced without contact with a moving body.

telekinetic (tel-e-kin-et'ik). Pertaining to telekinesis.

telelectrocardiogram (tel-e-lek"tro-kar'de-o-gram). Telecardiogram.

telemnemonike (tel"e-mne-mon'ik-e) [Gr. τῆλε afar + μνημονικός pertaining to memory]. The gaining of consciousness of things in the memory of another person.

telencephal (tel-en'sef-al). Same as *telencephalon*.

telencephalic (tel"en-sef-al'ik). Pertaining to the telencephalon.

telencephalization (tel-en-sef"al-iz-a'shun). The transfer to the telencephalon, during the process of evolution, of the direction of the more complex nerve reactions.

telencephalon (tel-en-sef'al-on) [Gr. τέλος end + ἐγκέφαλος brain]. [B N A] The anterior end of the embryonic neural tube and its adult derivatives, comprising chiefly the cerebral hemispheres and the lamina terminalis. Called also *end-brain*.

teleneurite (tel-e-nu'rīt). The end expansion of an axis-cylinder.

teleneuron (tel-e-nu'ron)[Gr.τέλος end + νεῦρον nerve]. A nerve-ending.

teleology (tel-e-ol'o-je) [Gr. τέλος completion + λόγος treatise]. The doctrine of final causes, or of adaption to a definite purpose.

teleomitosis (tel"e-o-mi-to'sis). Completed mitosis.

teleorganic (tel-e-or-gan'ik). Necessary to life.

teleoroentgenogram (tel"e-o-rent-gen'o-gram). An *x*-ray picture taken from a distance of 6 feet.

teleoroentgenography. See *teleroentgenography*.

teleost (tel'e-ost). One of an order of fish known as the bony fish.

teleotherapeutics (tel"e-o-ther-ap-u'tiks) [Gr. τῆλε far + *therapeutics*]. Suggestive therapeutics.

telepathist (tel-ep'ath-ist). A professed mind-reader.

telepathize (tel'ep-ath-īz). To affect by sympathetic or other subtle means.

telepathy (tel-ep'ath-e) [Gr. τῆλε far + πάθος feeling]. The alleged transfer of thought; mind-reading.

telephium (tel-ef'e-um). An intractable ulcer.

teleradiography (tel"e-ra-de-og'raf-e) [Gr. τῆλε far off + *radiography*]. Radiography with the tube at a distance from the body in order more nearly to secure parallelism of the rays

telergic (tel-er'jik). Acting at a distance.

telergy (tel'er-je) [Gr. τῆλε far off + ἔργον work]. 1. Automatism. 2. A hypothetical action of one brain on another at a distance.

teleroentgenography (tel"e-rent-gen-og'raf-e). Teleragiography.

telesthesia, telæsthesia (tel-es-the'ze-ah) [Gr. τῆλε far off + αἴσθησις perception]. Telepathy; perception at a distance.

telesyphilis (te-le-sif'il-is) [Gr. τῆλε far away + *syphilis*]. Metasyphilis.

telesystolic (tel"e-sis-tol'ik) [Gr. τέλος end + *systole*]. Pertaining to the end of the systole.

teletherapy (tel-e-ther'ap-e) [Gr. τῆλε far off + θεραπεία treatment]. Absent treatment.

tellurate (tel'u-rāt). Any salt of telluric acid.

telluric acid (tel-u'rik). See under *acid*.

tellurism (tel'u-rizm) [L. *tel'lus* earth]. The disease-producing influence of the earth or soil.

tellurium (tel-u're-um) [L. *tel'lus* earth]. A non-metallic or metalloid element; symbol, Te; specific gravity, 6.24; atomic weight, 127.5. Tellurium compounds possess germicidal properties.

Tellyesniczky's fluid (tel-yets-nits'kez) [Kálmár *Tellyesniczky*, contemporary Hungarian histologist]. See *fluid*.

teloblast (tel'o-blast) [Gr. τέλος end + βλαστός germ]. A segmentation-sphere at the end of a germinal band.

teloblastic (tel-o-blas'tik). Pertaining to a teloblast.

telocinesia, telocinesis (tel-o-sin-e'se-ah, -sin-e'sis). Telophase.

telodendrion (tel-o-den'dre-on) [Gr. τέλος end + δένδρον tree]. A motor end-plate or other terminal part of a dendron.

telodendron (tel-o-den'dron) [Gr. τέλος end + δένδρον tree]. A brush-like expansion or arborization at the end of an axis-cylinder process or of a paraxon.

telokinesis (tel-o-kin-e'sis) [Gr. τέλος end + κίνησις motion]. Same as *telophase*.

telolecithal (tel-o-les'ith-al) [Gr. τέλος end + λέκιθος yolk] Having a yolk concentrated at one of the poles· said of an ovum.

telolemma (tel-o-lem'ah) [Gr. τέλος end + λέμμα rind]. The twofold covering of a motorial end-plate, made up of sarcolemma and an extension of Henle's sheath.

telophase (tel'o-fāz) [Gr. τέλος end + φάσις phase]. The last of the four stages of mitosis. See *mitosis*.

telophragma (tel-o-frag'mah) [Gr. τέλος end + φραγμός inclosure] Krause's membranes. See *membrane*.

Telosporidia (tel''o-spo-rid'e-ah) [Gr. τέλος end + σπόρα spore]. A class of Sporozoa including those forms wherein sporulation ends the life of the individual. The term includes Coccidium, Plasmodium, and Babesia.

telosynapsis (tel-o-sin-ap'sis) [Gr. τέλος end + σύναψις conjunction]. The conjunction of chromosomes end to end. Cf. *parasynapsis*.

telotism (tel'o-tizm) [Gr τέλος end]. The complete performance of a function.

telson (tel'son). A scorpion's sting.

temp. dext. Abbreviation for L. *tem'pori dex'tro*, to the right temple.

temperament (tem'per-am-ent) [L. *temperamen'tum* mixture]. The peculiar physical character and mental cast of an individual **atrabilious t.** Same as *melancholic t* **bilious t.**, that characterized by a dark or sallow complexion, black hair, and a slow or moderate circulation of the blood **choleric t.** Same as *bilious t.* **lymphatic t., phlegmatic t.**, results, according to the old physiologists, from the predominance of lymph or phlegm in the system. It is characterized by a fair but not ruddy complexion, light hair, and a general softness or laxity of the tissues. **melancholic t.**, one characterized by a predominance of *black bile* (which was supposed to be secreted by the spleen), rendering the disposition melancholy and morose, and, when in great excess, producing hypochondriasis. **nervous t.**, one characterized by the predominance of the nervous element, and by great activity or susceptibility of the great nervous center, the brain. **sanguineous t., sanguine t.**, one characterized by a fair and ruddy complexion, yellow, red, or light auburn hair, a full, muscular development, large, full veins, and an active pulse, all indicating an abundant supply of blood.

temperature (tem'per-at-ūr) [L. *temperatu'ra*]. The degree of sensible heat or cold. **absolute t.**, that which is reckoned from the absolute zero of —273° C. **body-t.**, the temperature of the body. **critical t.**, a temperature below which a gas may be reduced to liquid form by pressure. **t.-curve**, a curved or broken line exhibiting the variations of the bodily temperature in a given period. **maximum t.**, in bacteriology, the temperature above which growth does not take place. **mean t.**, the average temperature in a locality for a given period of time. **minimum t.**, in bacteriology, temperature below which growth does not take place. **normal t.**, that of the human body in health, or 98.6° F. This is maintained in health by the thermotaxic nerve-mechanism, which keeps up a balance between the thermogenetic, or heat-producing, and the thermolytic, or heat-dispelling, processes. **optimum t.**, the temperature most favorable to the development of cultures of a given species of microorganism. **room t.**, the ordinary temperature of a room, 65°–80° F. **t.-sense.** See *sense*. **subnormal t.**, temperature below the normal. **zero-t.**, that state in which there is in an end-organ no sensation of either warmth or cold.

temple (tem'pl) [L. *tem'pus;* pl. *tem'pora*]. The lateral region of the head above the zygoma.

Templin oil (tem'plin) [*Templin* in Prussia]. A volatile oil distilled from the cones of *Pi'nus pumil'io*.

tempolabile (tem-po-la'bīl) [L. *tem'pus* time + *labilis* unstable]. Becoming altered in course of time so as to lose hemolyzing power: said of sera.

tempora (tem'po-rah) [L]. The temples.

temporal (tem'por-al) [L. *tempora'lis*]. Pertaining to a temple.

temporalis (tem-por-a'lis) [L.]. See *muscles, table of*.

temporo-auricular (tem''po-ro-aw-rik'u-lar). Pertaining to the temporal and auricular regions.

temporocentral tract (tem''po-ro-sen'tral). See *tract*.

temporocerebellar tract (tem''po-ro-ser-e-bel'ar) See *tract*.

temporofacial (tem''po-ro-fa'she-al). Pertaining to a temple and the face. See *nerves, table of*.

temporofrontal tract (tem''po-ro-fron'tal). See *tract*.

temporohyoid (tem''po-ro-hi'oid). Pertaining to the temporal and hyoid bones.

temporomalar (tem''po-ro-ma'lar). Pertaining to the temporal and malar bones

temporomandibular (tem''po-ro-man-dib'u-lar). Pertaining to the temporal bone and the mandible.

temporomaxillary (tem''po-ro-maks'il-a-re). Pertaining to the temporal bone, or region, and a maxilla (usually the upper).

temporo-occipital (tem''po-ro-ok-sip'it-al). Pertaining to the temporal and occipital bones or regions.

temporoparietal (tem''po-ro-par-i'et-al). Pertaining to the temporal and parietal bones or regions.

temporopontile (tem''po-ro-pon'tēl). Pertaining to the temporal lobe and the pons.

temporosphenoid (tem''po-ro-sfe'noid). Pertaining to the temporal and sphenoid bones.

temporozygomatic (tem''po-ro-zi-go-mat'ik) Pertaining to a temple and a zygoma.

tempostabile (tem-po-sta'bil) [L. *tem'pus* time + *sta'bilis* stable]. Not changing chemically in the course of time.

Temp. sinist. Abbreviation for L. *tem'pori sinis'tro*, to the left temple.

temulence (tem'u-lens) [L. *temulen'tia*]. Drunkenness; intoxication.

tenacious (te'na-shus) [L. *te'nax*]. Holding fast; adhesive.

tenacity (te-nas'it-e). Toughness; the condition of being tough. **cellular t.**, the inherent tendency of all cells to persist in a given form or direction of activity.

tenaculum (ten-ak'u-lum) [L.]. 1. A hook-like instrument for seizing and holding parts. 2. Any

fibrous band for holding parts in their places. **t. ten'dinum.** Same as *vinculum tendinum.*



Tenaculum (DaCosta).

tenalgia (ten-al'je-ah) [Gr. *τένον* tendon + *ἄλγος* pain]. Pain in a tendon.

tenalgin (ten-al'jin). A proprietary tapeworm remedy prepared from the areca-nut.

tenalin (ten'al-in). A powerful and highly toxic vermifuge derived from the areca-nut.

tenax (te'naks) [L. *tena'cious*]. An oakum specially prepared for surgical dressings.

tenderness (ten'der-nes). Abnormal cutaneous sensitiveness to the touch. **pencil t.,** local tenderness on pressure with the rubber tip of a pencil.

tendinitis (ten-din-i'tis). Same as *tenonitis.* **t. of horse,** inflammation of the flexor tendons, due to strain or wrenching, and causing great tenderness and lameness.

tendinoplasty (ten'din-o-plas-te) [L. *ten'do* tendon + Gr. *πλάσσειν* to mold]. The plastic surgery of the tendons.

tendinosus (ten-din-o'sus) [L.]. The semitendinosus muscle.

tendinosuture (ten"din-o-su'tūr) [L. *ten'do* tendon + *sutu'ra* sewing]. The suturation of a tendon.

tendinotrochanteric ligament (ten"din-o-tro-kan-ter'ik). See *ligament.*

tendinous (ten'din-us) [L. *tendino'sus*]. Pertaining to, resembling, or of the nature of a tendon. **t. spot.** See *milk-spot,* under *spot.*

tendo (ten'do). Latin for *tendon.* **t. achil'lis,** the tendon of the soleus and gastrocnemius muscles, at the back of the heel. **t. calca'neus** [B N A]. Same as *t. achillis.* **t. cordifor'mis.** See *cordiform tendon,* under *tendon.* **t. oc'uli, t. palpebra'rum,** the internal palpebral ligament; a structure which gives origin to the orbicularis palpebrarum muscles.

tendolysis (ten-dol'is-is) [L. *ten'do* tendon + Gr. *λύσις* loosening]. The operation of freeing a tendon from adhesions.

tendomucin (ten-do-mu'sin). A mucin derivable from tendons and nearly related to submaxillary mucin and to the colloid of cancers.

tendomucoid (ten-do-mu'koid). Tendomucin.

tendon (ten'dun) [L. *ten'do*]. The fibrous cord of connective tissue in which the fibers of a muscle end and by which a muscle is attached to a bone or other structure. **Achilles' t.,** the tendo achillis. **back t.** See *back sinew,* under *sinew.* **t.-cartilage,** the embryonic cartilage uniting tendons and bones. **t.-cells, t.-corpuscles,** flattened cells of connective tissue lying between the primary bundles of tendons. **central t., conjoined t.,** the united tendons of the transversalis and internal oblique muscles going to the linea alba and pectineal line of the os pubis. **Cooper's t.,** a semilunar extension of the anterior aponeurosis of the transversalis abdominis muscle, often extending to the deep crural arch. **cordiform t. of the diaphragm,** a thin, tendinous aponeurosis of trefoil shape at the center of the vault of the diaphragm, just below the pericardium, with which it is blended. **coronary t.'s,** the fibrous rings which surround the arterial orifices of the heart. **t.-grafting.** 1. The operation of supplying a defect in a tendon by grafting a piece taken from another tendon. 2. The operation of implanting a slip from the tendon of an unparalyzed muscle into that of a paralyzed muscle, so that the former may serve to move the latter. **hamstring t.** See *hamstring.* **heel-t.,** the tendo achillis. **t.-jerk.** See *t.-reaction.* **kangaroo-t.,** the prepared tendon from the tail of certain species of kangaroo: employed in surgery for a thread in suturing and ligating parts. **t.-ligature,** a ligature consisting of strips of tendon of various animals. **t.-reaction, t.-reflex,** reflex contraction of a muscle induced by percussing its tendon. Called also *tendon-jerk.* **riders' t.,** rupture of the adductor tendons of the thigh. **t.-spindle,** a variety of nerve-ending in tendons, consisting of an elongated, elliptic mass in the region of the junction of tendon and muscle, and pierced by two or more medullated nerve-fibers. Called also *Golgi's corpuscle.* **superior t.,** a structure which gives origin to the superior rectus, external rectus, and the upper part of the internal rectus of the eye. **t.-suture,** the suturing together of divided ends of tendons. **trefoil t.,** cordiform tendon. **t. of Zinn.** Same as *zonule of Zinn.*

tendophony (ten-dof'o-ne). See *tenophony.*

tendoplasty (ten'do-plas-te) [L. *ten'do* tendon + Gr. *πλάσσειν* to mold] Plastic surgery of the tendons.

tendosynovitis (ten"do-sin-o-vi'tis). Same as *tendovaginitis*

tendotome (ten'do-tōm). Same as *tenotome.*

tendotomy (ten-dot'o-me). Same as *tenotomy.*

tendovaginal (ten-do-vaj'in-al) [L. *ten'do* tendon + *vagi'na* sheath]. Pertaining to a tendon and its sheath.

tendovaginitis (ten"do-vaj-in-i'tis). 1. Inflammation of a tendon and its sheath. 2 Inflammation of a tendon sheath **t. acu'ta purulen'ta,** tendovaginitis with pus formation. **t. crep'itans,** a form accompanied by a crackling sound or movement **t. granulo'sa,** tuberculosis of tendon-sheaths, which become filled with granulation tissue **t. hypertroph'ica,** a condition marked by swellings along the tendons and their sheaths. **t. sero'sa chron'ica,** tendovaginitis with serous effusion **t. sten'osans,** a painful condition of the wrist, marked by thickening and narrowing of the tendon sheath of the extensor brevis and abductor longus pollicis (De Quervain).

tenectomy (ten-ek'to-me). Same as *tenonectomy.*

tenesmic (ten-ez'mik). Pertaining to or of the nature of tenesmus

tenesmus (ten-es'mus) [L ; Gr *τεινεσμός*]. Straining; especially ineffectual and painful straining at stool or in urination. **rectal t.,** painful, long-continued, and ineffective straining at stool. **vesical t.,** that which sometimes accompanies urination.

Ten Horn's sign (ten-hornz'). See under *sign.*

tenia (te'ne-ah) See *Tænia.*

teniacide (te'ne-as-īd) [L. *tæ'nia* tapeworm + *cæ'dere* to kill]. 1. An agent that destroys tapeworms. 2. Destructive to tapeworms.

teniafuge (te'ne-af-ūj) [L. *tæ'nia* tapeworm + *fuga're* to expel]. 1. Expelling tapeworms. 2. An agent that expels tapeworms.

tenial (te'ne-al). Pertaining to a tenia.

teniasis, tæniasis (te-ni'as-is). The presence of tapeworms in the body **intestinal t.,** presence of tapeworms in the intestine. **somatic t.,** the presence of the larvæ of tapeworms in the muscles or organs of the body.

tenicide (ten'is-īd). Destructive to tapeworms.

tenide (ten'īd). A proprietary remedy for diabetes.

teniform (ten'if-orm). Tenioid.

tenifugal (te-nif'u-gal). Expelling tapeworms.

tenifuge (ten'if-ūj). Teniafuge.

tenioid (te'ne-oid). Resembling a tenia, or tapeworm.

teniol (te'ne-ol). A proprietary vernifuge and parasiticide containing sebirol, dithymol salicylate, oil of turpentine, and castor oil.

teniola (te-ne'o-lah) [L. *tæni'ola* ribbon]. A thin, grayish ridge which separates the striæ of the floor of the fourth ventricle from the cochlear part of the acoustic nerve. Called also *tæni'ola cine'rea*.

teniotoxin (te''ne-o-toks'in). A poisonous principle occurring in tapeworms.

tennis-elbow (ten''is-el'bo). Lameness of the elbow due to a strain incurred in playing lawn-tennis.

tennysin (ten'is-in). An alkaloid or leukomain derivable from the brain substance.

teno- [Gr. τένων tendon]. A prefix denoting some relation to a tendon.

tenodesis (ten-od'e-sis) [Gr τένων tendon + δέσις fixation]. Tendon fixation; suturing of the proximal end of a tendon to the bone.

tenodynia (ten-o-din'e-ah) [Gr. τένων tendon + ὀδύνη pain]. Pain in a tendon.

tenomyoplasty (ten''o-mi'o-plas-te) [Gr. τένων tendon + μῦς muscle + πλάσσειν to form]. A plastic operation involving tendon and muscle· applied especially to an operation for inguinal hernia.

tenomyotomy (ten''o-mi-ot'o-me) [Gr. τένων tendon + μῦς muscle + τομή a cut]. Excision of a portion of tendon and muscle.

Tenon's capsule, space, etc. (te'nonz) [Jacques René *Tenon*, French surgeon, 1724–1816]. See *capsule, space,* etc.

tenonectomy (ten-on-ek'to-me) [Gr. τένων tendon + ἐκτομή excision]. Excision of a part of a tendon for the purpose of shortening it.

tenonitis (ten-on-i'tis). 1. Same as *tenontitis*. 2. Inflammation of Tenon's capsule.

tenonometer (ten-o-nom'et-er) [Gr. τείνειν to stretch + μέτρον measure]. An apparatus for measuring intra-ocular tension.

tenonostosis (ten''on-os-to'sis). Same as *tenostosis*.

tenontagra (ten-on-ta'grah, ten-on'tag-rah) [Gr. τένων tendon + ἄγρα seizure]. A gouty affection of the tendons.

tenontitis (ten-on-ti'tis) [Gr. τένων tendon + -ιτις inflammation] Inflammation of a tendon. **t. prolif'era calca'rea,** inflammation of a tendon, with degeneration and the formation of calcareous matter.

tenontodynia (ten''on-to-din'e-ah) [Gr. τένων tendon + ὀδύνη pain]. Pain in the tendons.

tenontography (ten-on-tog'ra-fe) [Gr. τένων tendon + γράφειν to record]. A written description or delineation of the tendons.

tenontolemmitis (ten-on''to-lem-i'tis) [Gr. τένων tendon + λέμμα rind]. Same as *tendosynovitis*.

tenontology (ten-on-tol'o-je) [Gr. τένων tendon + λόγος discourse]. The sum of what is known regarding the tendons.

tenontomyoplasty (ten-on''to-mi'o-plas-te). Tenomyoplasty.

tenontomyotomy (ten-on''to-mi-ot'o-me). Tenomyotomy.

tenontophyma (ten-on-to-fi'mah) [Gr. τένων tendon + φῦμα growth]. A tumorous growth in a tendon.

tenontoplasty (ten-on'to-plas-te). Same as *tenoplasty*.

tenontothecitis (ten-on''to-the-si'tis) [Gr. τένων tendon + θήκη sheath + -ιτις inflammation]. Inflammation of a tendon-sheath.

tenontotomy (ten-on-tot'o-me). Same as *tenotomy*.

tenophony (ten-of'o-ne) [Gr. τένων tendon + φωνή sound]. An auscultatory sound supposed to be produced by the chordæ tendineæ.

tenophyte (ten'o-fit) [Gr. τένων tendon + φυτόν growth]. A growth or concretion in a tendon.

tenoplastic (ten-o-plas'tik). Of or relating to tenoplasty.

tenoplasty (ten'o-plas-te) [Gr. τένων tendon + πλάσσειν to shape]. Plastic surgery of the tendons; operative repair of a defect in a tendon.

tenorrhaphy (ten-or'a-fe) [Gr. τένων tendon + ῥαφή suture]. The union of a divided tendon by a suture.

tenositis (ten-o-si'tis) [Gr. τένων tendon + -ιτις inflammation]. Inflammation of a tendon.

tenostosis (ten-os-to'sis) [Gr. τένων tendon + ὀστέον bone]. Ossification of a tendon.

tenosuture (ten-o-su'tūr) [Gr τένων tendon + L. *sutu'ra* suture]. Same as *tenorrhaphy*.

tenosynitis (ten''o-sin-i'tis). Same as *tenosynovitis*.

tenosynovitis (ten''o-sin-o-vi'tis) [Gr. τένων tendon + *synovia* + Gr. -ιτις inflammation]. Same as *tendovaginitis*.

tenotomania (ten''ot-o-ma'ne-ah) [*tenotomy* + Gr. μανία mania]. An unreasonable propensity to perform tenotomy.

tenotome (ten'o-tōm) [Gr. τένων tendon + τέμνειν to cut]. A cutting instrument used in performing tenotomy.

tenotomist (ten-ot'o-mist). An expert in performing tenotomy.

tenotomize (ten-ot'o-mīz). To perform tenotomy.

tenotomy (ten-ot'o-me) [Gr. τένων tendon + τέμνειν to cut]. The cutting of a tendon as for strabismus or club-foot. **curb t.,** the operation of cutting the muscle in squint and insertion of it further back on the globe of the eye. **graduated t.,** the incomplete division of a tendon.

tenovaginitis (ten''o-vaj-in-i'tis). Inflammation of a tendon-sheath.

tense (tentz). Drawn tight; rigid.

tensiometer (ten-se-om'et-er) [*tension* + Gr. μέτρον measure]. An apparatus for measuring the surface tension of liquids

tension (ten'shun) [L. *ten'sio*]. 1. The act of stretching. 2. The condition of being stretched or strained; the amount to which anything is stretched or strained. **arterial t.,** the strain on an artery at full pulse. **electric t.,** electromotive force; that property of a gas by which it is enabled to overcome resistance. **gaseous t.,** the elasticity of a gas, or its tendency to expand. **intra-ocular t.,** the pressure of the fluids of the eye against the tunics It is produced by the continual renewal of the fluids within the interior of the eye. Normal tension is indicated by the symbol Tn; and the signs T + 1, T + 2, T — 1, T — 2, etc, indicate degrees of increased or diminished resistance. **intravenous t.,** the strain of the blood-current upon the coats of a vein. **muscular t.,** the condition of moderate contraction produced by stretching a muscle. **normal t.,** the intra-ocular tension in a state of health and normal exercise. **surface t.,** the tension of strain upon the surface of a substance in contact with another substance with which it does not mix; the tension or resistance to rupture possessed by the surface film of a liquid **t.-suture.** See under *suture*. **tissue-t.,** a state of equilibrium between tissues and cells which prevents over-action of any part.

tensor (ten'sor) [L., stretcher or puller]. Any muscle that stretches or makes tense. See *muscles, table of*.

tent (tent) [L. *ten'ta, tenta're* to test or probe]. A conic and expansible plug of soft material, as lint, gauze, etc., for dilating an orifice or for keeping a wound open, so as to prevent its healing except at the bottom. **laminaria t.,** a tent made of sea-tangle, or laminaria. **sponge t.,** a slender, cone-shaped piece of compressed sponge· used for dilating the os uteri. **tupelo-t.,** one made of the wood of the root of the water-tupelo, a tree (*Nyssa uniflo'ra*) of North America.

tentacle (ten'tak-el). A slender whip-like organ in invertebrates for feeling or motion.

tentative (ten'tat-iv). Experimental and subject to change. See under *diagnosis*.

tenth-meter (tenth-me'ter). One ten-millionth of a millimeter.

tenth nerve (tenth). The vagus, or pneumogastric, nerve. See *nerves, table of*.

tentiginous (ten-tij'in-us). Characterized by maniacal lust.

tentigo (ten-ti'go) [L.]. Morbid or insane lasciviousness.

tentorial (ten-to're-al). Pertaining to the tentorium. **t. sinus**, the straight sinus.

tentorium (ten-to're-um) [L. *tent*]. The process of dura mater forming a partition between the cerebrum and cerebellum, and covering the upper surface of the cerebellum. Called also *t. cerebelli* [B N A]. **t. of the hypophysis**, the double fold of dura mater covering the hypophysis.

tentum (ten'tum). The penis.

tephromalacia (tef"ro-mal-a'se-ah) [Gr. τεφρός gray + μαλακία softening]. Softening of the gray matter of the brain or cord.

tephromyelitis (tef"ro-mi-el-i'tis) [Gr. τεφρός gray + μυελός marrow + -ιτις inflammation]. Inflammation of the gray substance of the spinal cord.

tephrosis (tef-ro'sis) [Gr. τέφρωσις]. Incineration or incremation.

tephrylometer (tef-ril-om'et-er) [Gr. τέφρα ashes + ὕλη matter + μέτρον measure]. A graduated glass tube for measuring the thickness of the gray matter of the brain.

tepidarium (tep-id-a're-um) [L., from *tep'idus* lukewarm]. A warm bath: more correctly, a place for a warm bath.

tepid bath (tep'id). See *bath*.

tepopote (tep-o-po'ta) [Amer. Ind.]. See *teamster's tea*, under *tea*.

tepor (te'por) [L.]. Gentle heat.

ter- [L. *ter* thrice]. A prefix meaning *thrice*, or *threefold*.

terabdella (ter-ab-del'ah) [Gr. τερεῖν to bore + βδέλλα leech]. A form of mechanic leech.

teras (ter'as), pl. *ter'ata* [L.; Gr. τέρας]. A monster; a congenitally malformed fetus.

terata (ter'at-ah). Plural of *teras*.

teratic (ter-at'ik) [Gr. τερατικός]. Monstrous; having the characters of a monster.

teratism (ter'at-izm) [Gr. τεράτισμα]. 1. A monstrosity; any anomaly of formation. 2. A fetal monstrosity. **acquired t.**, deformity resulting from accident or disease (not usually classed among true teratisms). **anacatadidymous t.**, teratic union of two fetuses at or near the waists and hips, there being two heads, four legs, and two sets of genital organs. **anadidymous t.**, teratic fusion of two fetuses in such a manner that the monstrosity is single above and double in the lower parts. **atresic t.**, a closed or imperforate state of one or more natural openings. **catadidymous t.**, teratic union of two fetuses in the lower parts of the body, there being two heads, four arms, and two legs. **ceasmic t.**, the persistence after birth of embryonic fissures. **ectogenic t.**, congenital absence or defect of parts. **ectopic t.**, the abnormal placement of parts or organs. **hypergenetic t.**, congenitally excessive size of particular organisms or parts. **symphysic t.**, the abnormal fusion of adjacent or contiguous parts.

teratoblastoma (ter"at-o-blas-to'mah). A neoplasm containing embryonic elements and differing from a teratoma in that its tissue does not represent all the germinal layers.

teratogenesis (ter"at-o-jen'is-is) [Gr. τέρας monster + γένεσις production]. The development of a fetal monstrosity.

teratogenic (ter"at-o-jen'ik). Tending to produce fetal monstrosity.

teratogenous (ter-at-oj'en-us). Developed from fetal remains.

teratogeny (ter-at-oj'en-e). Same as *teratogenesis*.

teratoid (ter'at-oid) [Gr. τέρας monster + εἶδος form]. Resembling a monster.

teratologic, teratological (ter"at-o-loj'ik, ter"at-o-loj'ik-al). Pertaining to teratology.

teratology (ter-at-ol'o-je) [Gr. τέρας monster + λόγος discourse]. The sum of what is known regarding monsters; the science of monsters.

teratoma (ter-at-o'mah), pl. *terato'mata* [Gr. τέρας monster + -ωμα tumor]. A tumor containing fetal remains congenitally derived, such as teeth, hair, etc. It is supposed to be due to the inclusion of an abortive fetus within one which develops normally. **autochthonous t.**, a teratoma whose tissues do not necessarily imply that they were formed by the inclusion of another individual.

teratomatous (ter-at'o-mat-us). Pertaining to, or of the nature of, teratoma.

teratophobia (ter"at-o-fo'be-ah) [Gr. τέρας monster + φόβος fear]. Morbid fear or aversion to monsters; a morbid expectation of giving birth to a teratism.

teratosis (ter-at-o'sis) [Gr. τέρας monster]. Same as *teratism*.

terbium (ter'be-um). A rare metallic element; symbol, Tb; atomic weight, 159.2.

terchlorid (ter-klo'rid). A trichlorid; a compound containing three atoms of chlorin with one of another element.

tere (te're). Latin for *rub*.

terebene (ter'eb-ēn) [L. *terebe'num*, from *terebin'thus* turpentine]. A thin, yellowish, fragrant, liquid hydrocarbon, $C_{10}H_{16}$, soluble in alcohol, ether, etc., but only slightly soluble in water, obtained from oil of turpentine by the action of sulphuric acid It is antiseptic and expectorant, and is used in catarrh, bronchitis, cystitis, fermentative dyspepsia, genito-urinary disease, and as an application to gangrenous wounds, etc. Dose, 5–20 min. (0.33–1.33 c.c). **t.-glycerin**, a mixture of 4 parts of terebene, 7 parts of glycerin, and 1 part of water. used as an application for purulent wounds.

terebenthene (ter-e-ben'thēn). Oil of turpentine.

terebinth (ter'e-binth) [L. *terebin'thus*]. 1. The tree *Pista'cia terebin'thus*, which affords Chian turpentine. 2. Same as *terebinthina*.

terebinthina (ter-e-bin'thin-ah). Latin for *turpentine*.

terebinthinate (ter-e-bin'thin-āt). Resembling or containing turpentine.

terebinthinism (ter-e-bin'thin-izm). Poisoning with oil of turpentine.

terebrachesis (ter-e-bra-ke'sis). The operation of shortening the round ligament.

terebrant, terebrating (ter'e-brant, ter'e-brating) [L. *ter'ebrans* boring]. Of a boring or piercing quality.

terebration (ter-e-bra'shun) [L. *terebra'tio*]. An act of boring or trephining.

teres (te'rēz) [L. for "long and round"]. 1. Round. 2. A cylindric muscle. **t. ma'jor, t. mi'nor.** See *muscles, table of*.

teretipronator (te"re-te-pro-na'tor). The pronator radii teres muscle.

teretiscapularis (te"re-te-skap-u-la'ris). The teres major muscle.

tergal (ter'gal) [L. *ter'gum* back]. Pertaining to the back or the dorsal surface.

ter in die (ter in de'a). Latin for *thrice in a day*.

tergolateral (ter-go-lat'er-al) [L. *ter'gum* back + *la'tus* side]. Dorsolateral.

term (term) [L. *ter'minus*, from Gr. τέρμα]. 1. A

limit or boundary. 2. A definite period. 3. Gestation at nine months.

terma (ter'mah) [Gr. *τέρμα* limit]. The lamina terminalis of the cerebrum.

termatic (ter-mat'ik). Pertaining to the terma. See *arteries, table of.*

terminad (ter'min-ad) [Gr. *τέρμα* limit + L. *ad* to]. In or toward a terminal situation.

terminal (ter'min-al) [L. *termina'lis*]. Forming or pertaining to an end; placed at the end.

Terminalia (ter-min-a'le-ah). See *myrobalan.*

termination (ter-min-a'shun) [L. *termina'tio*]. A limit; a terminus; a distal end; a cessation.

terminol (ter'min-ol). A 5 per cent. copper citrate ointment. used in trachoma and other eye diseases.

terminology (ter-min-ol'o-je) [L. *ter'minus* term + Gr. λόγος discourse]. Nomenclature; a system of scientific or technic appellations; the science which deals with the investigation, arrangement, and construction of terms.

terminus (ter'min-us). The end.

terms (termz). An old name for *menses.*

ternary (ter'na-re) [L *terna'rius*]. 1. Third in order. 2. Made up of three distinct elements or radicals.

Terni and Bandi's vaccine [*Terni;* I. *Bandi,* Naples pathologist, 1867–1926]. See under *vaccine*

Ter'nidens diminu'tus. A nematode worm found in the large intestine of man in Africa.

ternitrate (ter-ni'trāt). A trinitrate.

teroxid (ter-oks'id) [L. *ter* thrice + *oxid*]. Same as *trioxid.*

terpene (ter'pēn). Any hydrocarbon of the formula $C_{10}H_{16}$ They are chiefly derivable from essential oils and resins, and differ somewhat in their physical properties.

terpenism (ter'pen-izm). Poisoning with terpene.

terpestrol (ter-pes'trol). An ointment containing the active constituent of turpentine and hexamethylenetetramin, for use on ulcers.

terpichin (ter'pi-kin) A purified turpentine free from rosins and oxids and combined with quinin. It is injected intramuscularly as a non-specific stimulant.

terpin (ter'pin) [L. *terpi'num*]. A product, $C_{10}H_{18}(OH)_2$, obtained by the action of nitric acid on oil of turpentine and alcohol; turpentine camphor. **t. hydrate,** a bitter, colorless, crystalline compound, $C_{10}H_{18}(HO)_2 + H_2O$, soluble in 32 parts of hot or 250 parts of cold water, and in 10 parts of cold or 2 parts of boiling alcohol. It is used in hay-fever and whooping-cough. Dose, 20–30 gr. (0.13–2 gm.) **t. iodohydrate,** chroatol. **t. resorcinate.** See *odylis.*

terpineol (ter-pin'e-ol). A menthene alcohol, $C_{10}H_{17}OH$, derived from terpin hydrate

terpinol (ter'pin-ol). An oily, fragrant liquid, $(C_{10}H_{16})_2H_2O$, prepared by distilling terpene hydrate with dilute sulphuric acid. It is soluble in ether and alcohol, but insoluble in water. Used in bronchial affections and as a perfume. Dose, 3–5 gr. (0.194–0.333 gm.).

terra (ter'ah). Latin for *earth.* **t. al'ba,** white clay: used as an absorbent. **t. japon'ica** [L. for "Japanese earth"], pale catechu, or gambir. **t. lem'nia,** Lemnian bole; a yellowish, ferruginous clay. **t. mer'ita,** an old name for *turmeric.* **t. pondero'sa,** barium sulphate, or baryta. **t. sigilla'ta** [L. for "sealed earth" of ancient Lemnos]. Armenian bole, sold in masses stamped with a seal. **t. silic'ea purifica'ta,** purified silicious or infusorial earth; silicious earth, boiled, washed, and calcined. It is a fine gray powder and is used in certain pharmaceutical operations.

terracing (ter'as-ing). Suturing in several rows or layers.

terrain-cure (ter-ahn'kūr). Treatment by mountain-climbing, regulation of diet, etc., for corpulence, neurasthenia, anemia, etc.

terraline (ter'al-īn). A proprietary preparation of petroleum: used like vaselin, and a proposed substitute for cod-liver oil.

Terrillon's operation (ter-e-yawnz') [Octave Roch *Terrillon,* French surgeon, born 1844]. See *operation.*

terrol (ter'ol). A petroleum-like substance, consisting of a mixture of hydrocarbons, derived from the residue of petroleum distillation. It is used like cod-liver oil.

terrole (ter'ōl). A proprietary mineral-oil preparation for use in eye, ear, nose, and throat diseases.

tersul (ter'sul). A preparation of salicic acid with soluble calcium salts for the treatment of pulmonary tuberculosis, rickets, etc.

tersulphate (ter-sul'fāt) [L. *ter* thrice + *sulphate*]. A sulphate that contains three molecules of sulphuric acid.

tersulphid (ter-sul'fid). See *trisulphid.*

tertian (ter'shun) [L. *tertia'nus*]. Recurring every second (third, fifth, seventh, etc) day; noting a form of intermittent fever. Special forms of the malarial parasite characterize this fever. **double t.,** an intermittent fever in which there are two sets of recurrences, each tertian, but differing somewhat in character.

tertiarism (ter'she-a-rizm). The combined symptoms of tertiary syphilis

tertiary (ter'she-a-re) [L. *tertia'rius*]. Third in order. **t. syphilis.** See *syphilis.*

tertipara (ter-tip'ar-ah) [L. *ter'tus* third + *par'ere* to bear]. A woman who has borne three children.

teslaization (tes-la-iz-a'shun) [Nikola *Tesla,* a Servian electrician in New York, born 1857]. Treatment by Tesla's currents: arsonvalization.

tessellated (tes'el-a-ted) [L. *tessella'tus; tessel'la* a square]. Divided into squares like a checkerboard.

test (test) [L. *tes'tum* crucible]. 1. An examination or trial. 2. A significant chemical reaction. 3. A reagent. **t.-glass,** a small vessel of glass resembling a beaker used in the chemic laboratory. **t.-meal,** a meal given for the purpose of testing the digestive powers. *Leube's t.-meal* consists of 12 ounces of soup, 3 to 6 ounces of minced steak, 2 ounces of white bread, and 6 ounces of water. *Riegel's t.-meal* consists of a plate of soup, 200 gm. of beefsteak, 50 gm. of mashed potatoes, and one roll. *Salzer's t.-meals* are two meals given four hours apart, the stomach contents being removed one hour after the last meal, when, if the stomach is normal, no remains of the first meal should be found. The first meal consists of soft-boiled eggs, cold roast beef, rice, and milk; the second, of stale bread and water. **t.-object,** a minute object for testing the power of a microscope. **t.-paper,** paper impregnated with litmus or other indicator, which is used to determine the presence or absence of certain substances in solutions. **t.-solution,** a standard solution of some chemic substance used in testing. **t.-spoon,** a small spoon with a spatula-like handle for taking up small quantities of a powder, etc., in chemic experiments. **t.-tube,** a tube of thin glass closed at one end: used for performing reactions in chemistry with a small quantity of the reagent. **t.-types,** printed words or letters in types of various sizes, employed by oculists to ascertain the acuteness of a person's vision.

A TABLE OF TESTS

(For quantitative tests see under *method*.)

Abderhalden's t. See *Abderhalden's reaction*, under *reaction*.

Abelen's t. (*for salvarsan*). See *Abelen's reaction*, under *reaction*.

abortin t.: A reaction marked by rise of temperature, loss of appetite, and diarrhea on the injection into animals infected with Bang's disease of abortin, an extract of *Bacterium abortum*.

Abrams's t. (*for lead in the urine*): Add ammonium oxalate to urine (1 : 150) and introduce metallic magnesium (wire or rod). Lead is precipitated on the magnesium, and can be identified by warming with a fragment of iodin (yellow lead iodid), or dissolving in nitric acid and applying other reagents.

acetanilid t. See *Yvon's t.*

acetic acid t. (*for albumin in urine*): A few drops of acetic acid are added to the boiled urine, when a white precipitate is formed.

acetic acid and potassium ferrocyanid t. (*for proteins*): Acidify the unknown with acetic acid and add a few drops of potassium ferrocyanid Protein produces a white flocculent precipitate.

aceto-acetic t. See *Arnold's t., Harding and Rutan's t., Hurtley's t., Lindeman's t.*, and *Nobel's t.*

acetone t.: A test for the presence of acetone in the urine made by adding a few drops of sodium nitroprussid, shaking, and pouring over the mixture stronger ammonia-water a magenta-colored line is formed over the area of contact if acetone is present. See *Bayer's t., Braun's t., Chautard's t., Deniges's t., Frommer's t., Gerhardt's t.. Gunning's t., Gunning-Lieben t., iodoform t., Lange's t., Legal's t., Lieben's t., Lieben-Ralfe t., Malerba's t., Nobel's t., Penzoldt's t., Ralfe's t., Reynold's t., Rothera's t., salicylaldehyd t., Stock's t.*

acetonitril t. (*for hyperthyroidism*): The blood of such patients increases the resistance of mice to poisoning by acetonitril and morphin.

Achard and Castaigne's t. See *methylene-blue t.*

Acree-Rosenheim t. (*for proteins*): A few drops of formaldehyd solution (1 5000) are placed in a solution of the suspected matter. A little concentrated sulphuric acid is slowly placed in the test-tube so that the solutions do not mix. At the line of contact a violet color appears if proteins are present.

acrolein t. (*for glycerol and fats*): Heat the substance with an equal quantity of potassium acid sulphate and note the peculiar penetrating odor of acrolein.

Adamkiewicz's t. (*for proteins*): Add the substance to a mixture of 1 volume of strong sulphuric acid and 2 volumes of glacial acetic acid and heat it. A reddish-violet color shows the presence of proteins.

Adams's t. (*for fat in milk*): Dry a known quantity of milk on filter-paper, extract in Soxhlet's apparatus, dry to constant weight, and weigh.

Adler's benzidin t. See *benzidin t.*

adrenalin t. See *Comessati's t., Meyer's t., Vulpeau's t.*

agglutination t.: A test based on the fact that specific agglutinins are formed in the blood-serum of infected individuals, which will produce agglutination of the specific bacteria of the infection. Cf. *Widal's test*, under *tests*, and *serum-diagnosis*, under *diagnosis*.

Agostini's t. (*for glucose*): Mix 5 drops of the urine with 5 drops of a 0.5 per cent. solution of gold chlorid and 3 drops of a 20 per cent. solution of potassa, and warm the mixture; glucose will give a red tint.

Albarran's t. (*for renal inadequacy*): A test for the renal function based upon the principle that the greater the destruction of epithelium in the kidney, the less likely is that organ to respond by an increase in secretion after the administration of quantities of water. Called also *polyuria t.*

albumin t. See *acetic acid t., Almén's t., Alper's t., Axenfeld's t., Barrel's t., Blum's t., Boedeker's t., Boston's t., Carrez's t., Cohen's t, Esbach's t., Exton's t., Furbringer's t., Geissler's t., Heller's t., Heynsius's t, Hindenlang's t., Ilimow's t, Johnson's t., Lessilur-Prirey t., MacWilliams's t., Méhu's t., Millard's t., nitric acid t., Oliver's t., Parnum's t., Polacci's t., Posner's t., protein t., Radbe's t., Rees's t., Reoch's t., Riegler's t, Roberts's t, Spiegler's t., Tanret's t., Tidy's t., Ulrich's t., Zouchlos's t.*

alcohol t. See *Anstie's t, iodoform t., Woodbury's t.*

aldehyd t. See *Tollen's t.*

Alfraise's t. (*for iodin*): A reagent consisting of 1 drop of hydrochloric acid in 100 parts of water, 1 of starch, and 1 of potassium nitrate. This is boiled, and 1 drop of the reagent is added to the liquid that is being tested, when a blue color will be produced if iodin be present.

alkali t. See *Bachmeier's t., Degner's t.*

alkaloid t. See *Arnold's t., Bouchardat's t., Erdman's t., Froehde's t., Frohn's t., Mayer's t., Bitali's t., Winckler's t*

Allen's t.: 1. (*For glucose in the urine.*) Made by adding urine to boiling Fehling's solution, and allowing it to cool, when turbidity will be seen if glucose be present. 2. (*For phenol.*) To 2 drops of the suspected liquid add 5 drops of hydrochloric acid and 1 of nitric acid. Phenol, if present, will produce a cherry-red color. 3. (*For strychnin.*) Extract with ether, concentrate by letting fall drops into a warmed porcelain capsule, cool the residue, and treat with sulphuric acid and manganese peroxid. Strychnin gives a violet color. 4. (*For tinea versicolor*) Lugol's solution of iodin is applied to the suspected eruption a dark mahogany stain will be produced if the eruption is tinea.

allergic t. See *cutaneous reaction* (2d def.), under *reaction*.

Allesandri-Guaceni t. (*for nitric acid; nitrates*): Dissolve a few drops of phenol in hydrochloric acid by heating twelve hours on a water-bath. Heat 10 drops of the reagent with the dry residue of suspected liquid on the water-bath. Nitric acid or nitrates give an intense violet color, changed by ammonia to green.

Almén's t.: 1. (*For albumin in urine.*) One part of a reagent consisting of a 2 per cent. solution of tannin in dilute alcohol is added to 6 parts of the urine a cloudiness is produced when albumin is present. 2. (*For blood or blood-pigment*) Shake the suspected liquid with a mixture of equal parts of tincture of guaiacum and oil of turpentine. blood-pigment, if present, will turn the mixture blue. 3. (*For glucose.*) Heat the liquid with bismuth subnitrate dissolved in caustic soda and Rochelle salt glucose will cause the mixture to become dark brown or nearly black, and to deposit a black precipitate.

aloin t. See *Rossel's aloin t.*

Alper's t. (*for albumin in the urine*): Acidulate the urine with hydrochloric acid, and add equal volumes of a 1 per cent. mercury succinimid solution: a white cloudiness forms.

alpha t.: A psychologic test designed to determine the mental capacity of persons able to read English.

alphanaphthol t. See *Molisch's t.* (2).

Amann's t. (*for indican in urine*). To 20 c.c. of urine are added a few drops of pure sulphuric acid, 5 c.c. of chloroform, and then 5 c.c. of a 10 per cent. solution of sodium pyrosulphate. They are mixed

gently for several minutes. The chloroform is then allowed to settle and will be colored blue by the indigo.

amino-acid nitrogen t. See *Harding and McLean's t., ninhydrin t., triketohydridene hydrate t.*

ammonia t. See *Brown's t., Nessler's t., Ronchesi's t.*

amylase t. See *Hawk's t.*

Anderson's t. (*to distinguish pyridin chloroplatinate from quinolin chloroplatinate*): Boil the salt in water; the pyridin salt becomes an insoluble double salt, and gives off hydrogen chlorid; but the pyridin salt remains in solution.

Anderson and Goldberger's t. (*for typhus fever*): The patient's blood is injected into the peritoneal cavity of guinea-pigs, when, if the disease be typhus, a typical temperature curve will be obtained.

André's t. (*for quinin*): Chlorin and ammonia produce a green color, changing to blue on saturation with acid. Excess of acid changes the color to violet or bright red, but ammonia again turns it green.

Andreasch's t. (*for cystein*): Dissolve the substance in hydrochloric acid, and add a few drops of a dilute solution of ferric chlorid and a little ammonia. Cystein causes the liquid to assume a dark purplish tint.

Anstie's t. (*for alcohol in the urine*): A reagent consisting of a solution of potassium dichromate, 1, in concentrated sulphuric acid, 300, is added by drops. An emerald-green color signifies the presence of alcohol in toxic quantity.

antiformin t. See *antiformin.*

antimony t. See *Marsch's t.*

antipyrin t. See *Fieux's t.*

antitrypsin t.: A test based on the power of the blood-serum to inhibit the action of trypsin. The antitryptic power of the blood-serum is increased in carcinoma, nephritis, pregnancy, etc. Called *Bergmann-Meyer t., Mueller-Jockmann t.,* and *Fuld-Goss t.*

apomorphin t. See *Bedson's t.*

Archetti's t. (*for caffein*). Heat a solution of potassioferric cyanid with half its volume of nitric acid to boiling, then dilute with water. The reagent gives a precipitate of Prussian blue with caffein (uric acid does also).

Arnold's t.: 1. (*For aceto-acetic acid in urine.*) *a.* Dissolve 1 gm of para-amido-acetophenone in 80 to 100 c.c. water by shaking and adding hydrochloric acid by drops, then add more concentrated acid until the solution is colorless. *b.* Dissolve 1 gm. sodium nitrite in 100 c c. distilled water. Just before using mix 2 parts *a* with 1 part *b,* add an equal volume of urine, and 2 or 3 drops concentrated ammonia water. an intense brownish-red color develops. Now add 1 volume of this colored urine to 10 to 12 volumes of concentrated hydrochloric acid, 2 to 4 drops of ferric chlorid, and 3 c.c. of chloroform, a beautiful purplish-violet color develops in the chloroform if aceto-acetic acid be present. Strongly colored urine should first be decolorized with animal charcoal. 2. (*Alkaloidal tests.*) *a.* Some alkaloids heated on the water-bath with syrupy phosphoric acid obtained by dissolving metaphosphoric acid or phosphoric acid anhydrid in phosphoric acid yield characteristic color reactions· aconitin, violet; nicotin, yellow; coniin, green. *b.* Triturated with concentrated sulphuric acid, many alkaloids yield characteristic color reactions upon adding 30 to 40 per cent. alcoholic (in some instances aqueous) potassa solution.

arsenic t. See *Bettendorff's t., Bettmann's t., Fleitmann's t., Gutzeit's t., Marsh's t., Reinsch's t.*

Aschner's t. See *Aschner's phenomenon,* under *phenomenon.*

Ascoli's t. See *miostagmin reaction,* under *reaction.*

association t.: A test based on associative reaction. It is usually performed by mentioning words to a patient and noting what other words the patient will give as the ones called up in his mind. The reaction time consumed is also noted.

Atkinson and Kendall's t. (*for blood*): A modified form of Teichmann's test.

atropin t.: 1. See *Dehio's t.* and *Reuss's t.* 2. (*For typhoid infections.*) The patient is given atropin $\frac{1}{30}$ gr. (0 002 gm.) hypodermically at least one hour after eating and while in the prone position. The pulse is counted minute by minute one-half hour after the injection. Normally there should be a rise of at least 15 beats per minute over the rate preceding the administration of the drug. This increased rate is absent in typhoid infection. Called also *Norris's t.*

auto-urine t. (*for tuberculosis*): Into the superficial layers of the patient's skin is injected 0.05 c.c. of the patient's own urine. If the patient is actively tuberculous a local reaction develops which consists of a palpable lump of infiltration. Called also *Wildbolz's t.*

Axenfeld's t. (*for albumin in urine*): Acidulate the urine with formic acid, and drop by drop add a 0.1 per cent. solution of gold chlorid. On warming, albumin, if present, will produce a red tint, which more of the gold chlorid will turn to a blue. Many other substances will produce the blue tint, but not the red.

azorubin t. (*for liver function*): 4 c.c. of a 1 per cent. solution of azorubin S are injected intravenously. In healthy subjects 95 per cent. of the dye is excreted by the liver and 5 per cent. by the urine. In liver disturbance the dye increases in the urine.

Babcock's t. (*for fat in milk*): To 10 c.c. of milk add 2 c.c. of a mixture of amyl alcohol 37 parts, methyl alcohol, 13 parts, and hydrocholric acid 50 parts; fill to the neck with concentrated sulphuric acid, centrifugalize, and read the amount of separated fat on the neck.

Babinski's t. See *Babinski's sign,* under *sign.*

Babinski-Weil t.: The patient is made to walk with his eyes shut forward and backward ten times in a clear space A person with labyrinthine disease deviates from the straight path, bends to one side when walking forward and to the other side when walking backward.

Bachmeier's t. (*for alkalis*)· Tannin solution produces a red to reddish-brown color, changing to dirty green.

bactericidal t. See *Neisser and Wechberg's t.* See *Wright's method,* under *method*

bacteriolytic t. See *Pfeiffer's phenomenon,* under *phenomenon.*

Baeyer's t.: 1. (*For glucose*) Boil the liquid with orthonitrophenylpropiolic acid and sodium carbonate. if glucose is present, indigo is formed; but an excess of glucose will destroy the blue tint by forming white indigo. 2. (*For indol.*) The suspected substance is dissolved in water, acidulated with 2 or 3 drops of fuming nitric acid, a 2 per cent. solution added drop by drop produces a red color and then a red deposit of nitrosoindol nitrate.

Balfour's t.: The ascertainment of whether the heart is still active in cases of apparent death by inserting pins bearing paper streamers into the skin over the heart. Movement of the heart muscles will be shown by movement of the papers.

Bárány's t. See *Bárány's symptom,* under *symptom.*

Bárány's pointing t.: "Barany believes that in the cerebellar cortex there exists definite centers, the functional preservation of which has to do with the individual's ability to move the various joints correctly in certain places without the aid of sight. For each joint there are separate centers exerting stimuli in different directions. When one of these

centers is destroyed or its function suppressed, the joint involved falls under the control of the opposing intact center, and when the patient is blindfolded and the pointing accuracy tested, the affected limb deviates in the direction opposite to that of the tonus of the destroyed or suppressed center. This is called spontaneous deviation. Normally, irritation of either vestibular apparatus —for instance, by the caloric test—causes deviation of both arms in the direction opposite to the induced vestibular nystagmus. This is called the normal vestibular reaction. In the case of a cerebellar lesion giving rise to a spontaneous outward deviation, as of shoulder- or wrist-joint, appropriate vestibular irritation results in the normal deviation, or reaction, in the arm or wrist corresponding to the sound cerebellar hemisphere, but is without influence on the arm or wrist corresponding to the cerebellar lesion" (*J. A. M. A.*).

Barberio's t. (*for semen*): To a drop of seminal fluid on a glass slide ½ drop of saturated aqueous solution of picric acid is added, when a precipitate of yellow, strongly refractive, needle-shaped crystals is formed.

Bardach's t. (*for protein*): A test dependent on the fact that, in the presence of protein, acetone and iodopotassium iodid and alkali react to yield canary-yellow needles instead of the usual hexagonal crystals of iodoform.

Bareggi's t. (*for typhoid fever*): The clot formed in the blood of typhoid patients after twenty-four hours is watery and soft, with only a small amount of separated serum.

Barfoed's t. (*for monosaccharids*): Boil 5 c.c. of Barfoed's solution (dissolve 4.5 gm. of neutral crystallized copper acetate and 1.2 c.c. of 50 per cent. acetic acid in 100 c.c. of water) and add the unknown slowly and with boiling. Monosaccharids reduce this mixture (formation of a red precipitate), while disaccharids do so only very slowly if at all, and so can be distinguished from the former.

Barral's t. (*for albumin and biliary pigments*): Overlay the urine with a 20 per cent. solution of sozolic acid. a white ring develops at the contact-point if albumin be present; a green ring if biliary pigments be present.

Basham's t. (*for bile-pigment*): The liquid is shaken with chloroform, evaporated, and a drop of nitric acid added, when a play of bright colors is produced, finally becoming a fine red.

Bass-Watkin t. (*for agglutination*): A form of the Widal test so modified that it can be performed at the bedside in about five minutes. Place ¼ drop of the patient's blood on a glass slide, dissolve in 1 drop of water, add 1 drop of a rather heavy killed suspension of typhoid bacilli, and mix by tilting the slide from side to side. In a positive case small grayish clumps and a fine granular sediment form within two minutes.

Bauer's t.: 1. A modification of the Wassermann test by relying entirely on the antisheep amboceptor present in the patient's serum. 2. A test of carbohydrate tolerance of the liver, performed by administering 30 gm. of galactose, the urine being tested later for galactose by means of Fehling's solution. 3. (*For milk.*) To 2 c.c. of milk add 1 drop of 0.25 per cent. aqueous solution of Nile-blue sulphate. The blue color can be extracted from human milk, but not from cow's milk by means of ether.

Baumann's t. (*for dextrose*). To a watery solution of the substance add benzoyl chlorid and an excess of sodium hydroxid, and shake until the odor of benzoyl chlorid disappears and a precipitate of the benzoic-acid ester of dextrose is formed.

Baumann and Goldmann's t. (*for cystin*): A solution containing the cystin is shaken with caustic soda and benzoyl chlorid: a voluminous precipitate is formed, composed of benzoyl cystin.

Bayer's t. (*for acetone in the urine*): Equal volumes of urine and nitrobenzenaldehyd are mixed with alkaline water: acetone turns it to an indigo-blue tint.

Bayrac's t. (*for uric acid in urine*): Evaporate 50 c.c. urine to dryness on the water-bath, treat residue with hydrochloric acid (1 : 5), wash with alcohol, dissolve in 20 drops of sodium-hydroxid solution heated to 90° or 100° C. on water-bath, and decompose with sodium hypobromite in the apparatus for determining urea. Each 1 c.c. of nitrogen at ordinary temperature equals 0.00357 gm. uric acid.

bead t. (*for digestive function*): In a gelatinous capsule the patient is given beads with various food-substances attached. The feces are examined until all the beads are recovered, and the condition of the digestion is determined by the rapidity with which the beads are passed and by whether or not the attached food has been properly digested.

Becker's t.: 1. (*For picrotoxin*) Fehling's solution is added and the mixture is warmed: if the alkaloid be present, the solution is reduced 2. (*For astigmatism*) The patient looks at a test card containing lines radiating in sets of three and points out which seem blurred.

Bedson's t. (*for apomorphin*): On boiling morphin solution containing apomorphin with potassium hydroxid a brown color develops.

Bell's t.: 1. (*For percentage of free hydrochloric acid in stomach contents.*) Filter the contents, and to 4 c.c. add drop by drop a solution of dimethylamido-azobenzol until the pink color ceases to grow darker. Compare with Bell's color scale for percentage. 2. (*For alum in flour or bread*) Fresh 5 per cent. logwood tincture in methylated spirit. Moisten 10 gm. flour with water, then add 1 c.c. tincture and an equal quantity saturated ammonium-carbonate solution. Sample, if pure, gives pinkish color, gradually fading to buff or brown. If alum is present, a lavender or bluish tint is formed, becoming more marked on drying.

belt t. (*for enteroptosis*). The lower abdomen of the patient is encircled by both hands and lifted up. The patient will experience a sensation of relief if enteroptosis is present.

Benedict's t.: 1. (*For glucose*) 173 gr of sodium or potassium citrate and 100 gr. crystallized sodium carbonate are dissolved in 800 c.c of boiling water. This is cooled and filtered and 17.3 gr. copper sulphate dissolved in 100 c.c. of water are added and the whole diluted to make 1 liter. To 5 c.c. of this reagent, in a test-tube, 8 or 10 drops of the solution to be tested are added. Boil for one or two minutes and allow to cool slowly. If glucose is present the solution will be filled with a precipitate red, yellow, or green in color. 2. (*For urea*) The urea is hydrolyzed to ammonium carbonate by $KHSO_4$ and $ZnSO_4$, made alkaline and distilled as usual.

Benedict and Denis's t. (*for total sulphur in urine*). See *Benedict and Denis's method*, under *method*.

Benedict and Murlin's t. (*for amino-acid nitrogen in urine*). See *Benedict and Murlin's method*, under *method*.

benzidin t. (*for blood*): To a saturated solution of benzidin in glacial acetic acid add an equal volume of 3 per cent. hydrogen peroxid and 1 c.c. of the unknown. A blue color indicates blood.

benzidin peroxidase t. (*for raw milk*): To 10 c.c. of the milk add 2 c.c. of a 4 per cent. alcoholic solution of benzidin and sufficient acetic acid to coagulate the milk. Mix and allow 2 c.c. of a 3 per cent. solution of hydrogen peroxid to flow slowly down the wall of the tube. An immediate blue color indicates raw milk (not heated to 78° C.).

benzoin t. (*for cerebrospinal syphilis*): When a colloidal solution of benzoin resin is added to syphilitic cerebrospinal fluid, flocculation or precipitation occurs

Bergmann-Meyer t. Same as *antitrypsin t.*

Berthelot's t. (*for phenol*): An ammoniacal solution of phenol treated with sodium hypochlorite takes on a fine blue color.

Bertoni-Raymondi t. (*for nitrous acid in blood*): Dialyze, evaporate the dialysate to dryness, take up with hot alcohol, and add starch paste and potassium iodid: a blue color develops.

Bertrand's t. (*for glucose*): Boil the unknown with an excess of Fehling's solution, filter out the cuprous oxid, dissolve in an acid solution of ferric sulphate, and titrate with potassium permanganate.

beta t.: A psychologic test for intelligence to be used instead of the alpha test on foreigners unacquainted with English.

beta-hydroxybutyric acid t. See *Black's t., Hart's t., Kultz's t.*

Bettendorff's t. (*for arsenic*): The liquid to be tested is mixed with hydrochloric acid; a freshly prepared solution of stannous chlorid is added, and a bit of tinfoil is put into it, when a brown color or precipitate is formed.

Bettmann's t. Same as *Bettendorff's t.*

Bial's t. (*for pentose in urine*): Make a reagent consisting of 500 c.c. of 30 per cent. hydrochloric acid, 1 gm. of orcin, and 25 drops liquor ferri sesquichloratis (G. Ph.). Five c.c. of this reagent are boiled in a test-tube, and after removal from the flame, several drops of urine are added. A green color appearing at once indicates pentose.

bicarbonate tolerance t. See *Sellards's t.*

bile acid t. See *Bischoff's t., Preschsel's t., Francis's t., Hay's t., Mylius's t., Neukomm's t., Oliver's t.* (4), *Pettenkoffer's t., Strassburg's t., Tyson's t., Udránsky's t.*

bile pigment t. See *Barral's t., Basham's t., Bonanno's t., Capranica's t., Cunisset's t., Dragendorff's t., Dumontpallier's t., Fleischl's t., Gerhardt's t., Gluzinski's t., Gmelin's t., Hammarstein's t., Huppert's t., Huppert-Cole t., Jolles's t., Kapsinow's t., Krokiewicz's t., LeNoble's t., Maréchal's t., Masset's t., Nobel's t., Quinlan's t., Rosenbach-Gmelin t., Salkowski and Schipper's t., Schmidt's t., sand t., Smith's t., Stokvis's t., Trousseau's t., Ultzmann's t., Vitali's t.*

bilirubin t. See *Schmidt's t.*

Binet's t.: A method of testing the mental capacity of children and youth by asking a series of questions adapted to the capacity of normal children at various ages. According to the answers given the mental capacity of the subject is ascertained.

Binet-Simon t. Same as *Binet's t*

Bing's entotic t.: When words are not audible through an ear trumpet as ordinarily applied, but may be heard when spoken into a trumpet joined to a catheter in the eustachian tube, it is probable that there is a lesion of the incus or malleus.

Binz's t. (*for quinin in urine*): The reagent consists of 2 parts iodin, 1 part potassium iodid, and 40 parts water.

biologic t. See *serum t.*

Bischoff's t. (*for biliary acids*): Heated with diluted sulphuric acid and cane-sugar these yield a red color.

bismuth t. See *Nylander's t.*

biuret t.: 1. (*For proteins.*) To the unknown solution add strong potassium hydroxid solution and then a few drops of very dilute copper sulphate solution. A pinkish-violet color indicates proteins. 2. (*For urea.*) Melt the substance in a dry test-tube and heat it, then cool, and dissolve in water; add caustic soda, and mix drop by drop a dilute solution of copper sulphate: a pink and finally a bluish color is produced.

Black's t. (*for beta-oxybutyric acid*): Evaporate 50 c.c of urine in a small dish to about one-fourth; acidify with a few drops of hydrochloric acid and add plaster of Paris to a thick paste. When the mass begins to harden, break it up into a meal; add 30 c.c. of ether and mix. Draw the clear ether into an evaporating dish; evaporate over a water-bath and dissolve the residue in 10 c.c. of water. Neutralize with an excess of dry barium carbonate; pour into a test-tube, add a few drops of hydrogen peroxid and 5 drops of 10 per cent. ferric chlorid. A red color indicates beta-oxybutyric acid.

blister t. (*for infectious disease*): A blister is raised on the skin and its contents examined. If the proportion of eosinophils present is less than 25 per cent., infectious disease is probable. Called also *Roger-Josué t.*

Block-Steiger t.: A test for simulated deafness based on the fact that if two tuning-forks, vibrating in unison, but one struck stronger than the other, be held before the two ears of a person with normal hearing, the louder fork only will be heard.

blood t. See *Adler's t., Alménn's t, aloin t., aloin-turpentine t, Atkinson and Kendall's t., benzidin t., Bremer's t., Cowie's t., Day's t., Deen's t, Donogany's t., Einhorn's t., Fleig's t., Gregerson and Boas's t., Heller's t, hematein t., hydrogen dioxid t., Kobert's t, Ladendorff's t., Lyle and Curtman's t., Meyer's t., Nippe's t., orthotolidin t, phenolphthalein t., pineapple t, Rose's t., Rosenthal's t., Rossel's t, Ruttan and Hardisty's t., sand t., Schalfjew's t, Schoenbein's t., Schumm's t., serum t., Stake's t., Struve's t., Taylor's t., Teichman's t., Weber's t., Williamson's t., Valenta's t., von Zeynek and Nencki's t.*

blood-cholesterol t.: Increase of the cholesterol content of the blood indicates deficiency of the cholaligenic power of the liver.

Bloor's t. (*for fat*): The protein is precipitated, the fat is saponified, and the amount determined nephelometrically.

Bloxham's t. (*for urea*): If a nitrate is present, add a few drops of an ammonium-chlorid solution; if absent, acidulate with hydrochloric acid. Evaporate to dryness in a watch-glass, and heat cautiously as long as thick, white fumes evolve. Dissolve the residue in a drop or two of ammonia, add a drop of barium-chlorid solution, and stir. If urea is present, a crystalline streak of barium cyanurate will form in the track of the rod.

Blum's t. (*for albumin*): Dissolve 0.03 to 0.05 gm. manganous chlorid in a little water; acidulate with hydrochloric acid, and treat with 100 c.c. 10 per cent. solution sodium metaphosphate. Then add lead oxid a little at a time; let the liquid settle, and filter. Resulting pink solution of manganic metaphosphate detects albumin in urine. Place reagent in a test-tube and filter urine into it.

Blythe's t. (*for lead in drinking-water*): A little alcoholic tincture of cochineal makes a precipitate with it.

Boas's t.: 1. (*For atony of the bowels.*) The colon is unloaded and injected with water; the quantity of water necessary to elicit a spl shing sound on succussion is noted as a measure of the degree of atony. 2. (*For hydrochloric acid in the stomach contents.*) Dissolve 5 gm. of resorcinol and 5 gm. of sugar in 100 c.c. of dilute alcohol. A thin layer of this reagent is warmed upon a porcelain dish. If a glass rod is dipped in this layer and touched to a drop of the filtered stomach-liquid, a scarlet streak is formed. Called also *resorcinol t.* 3. (*For free hydrochloric acid in the stomach contents.*) Resublimed resorcinol, 5 parts; cane-sugar, 3 parts; 94 per cent. alcohol, to make 100 parts; boil the fluid with the reagent: free hydrochloric acid will give a transient rose-red mirror. 4. (*For lactic acid.*) Test for lactic acid in gastric juice depends on oxidation of the acid to aldehyd and formic acid by action of sulphuric acid and manganese. The aldehyd is detected by addition of Nessler's reagent or by formation of iodoform when iodin solution is added. 5. Same as *chlorophyl t.*

Bodal's t.: Test of color perception by the use of colored blocks.

Boedeker's t. (*for albumin*): The liquid is treated with acetic acid, and potassium ferrocyanid in solution is added drop by drop: albumin will form a white precipitate.

Bohmansson's t. (*for glucose*): To 10 c.c. of the urine add 2 c.c. of 25 per cent. hydrochloric acid and 5 c.c. of bone black Shake well, filter, and make Nylander's test on the filtrate.

Boltz's t. (*for diagnosis of general paralysis*): Place 1 c.c. of fresh cerebrospinal fluid in a small glass test-tube and to it add 0.3 c c. of acetic anhydrid. Shake the mixture well and then add, drop by drop, 0.8 c.c. of concentrated sulphuric acid. Shake the mixture gently once more. Then hold the test-tube against a white background. The presence of a lilac tint indicates a positive reaction, a brown yellow, red yellow, or clear fluid is noted if the reaction is a negative one.

Bonanno's t. (*for bile pigments*): To 5 c.c. of the unknown add a few drops of concentrated hydrochloric acid containing 2 per cent. of sodium nitrite. An emerald green color indicates bile pigments.

borates and boric acid t.: Dry the milk and ash the residue Add 1 c c. of water and 2 drops of hydrochloric acid. Soak a strip of turmeric paper in the solution one minute and allow it to dry in the air. A deep red color which changes to green or blue on treatment with dilute alkali indicates boric acid.

Borchardt's t. (*for levulose in urine*): A few cubic centimeters of a mixture of equal parts of water and concentrated hydrochloric acid are heated for one and one-half minutes with an equal amount of urine and a few crystals of resorcin. The mixture is allowed to cool and is made alkaline with sodium carbonate; then poured into a test-tube and shaken with acetic ether: a yellow color in the ether indicates the presence of levulose.

Borden's t. (*for typhoid fever*). A modification of the Widal test. The patient's blood-serum is mixed with salt solution and then with a suspension of killed typhoid bacilli, so as to bring the dilution up to 1 to 50. The positive reaction consists in the sinking of the clump of bacteria to the bottom of the test-tube, leaving a clear fluid above a small white mass of agglutinated bacilli.

Bordet's t. See *serum t.*

Boston's t.: A method of performing the ring tests for albumin in which the fluids are brought into contact in a glass pipet.

Botelho's t. (*for cancer*): To centrifugated suspect blood-serum dilute nitric acid and an iodin reagent are added in several small amounts at short intervals, the test-tube being shaken after each addition. Normal serum remains clear, that of cancer patients continues clouded.

Böttger's t.: 1. (*For glucose in the urine.*) The urine is treated with sodium hydroxid and then boiled with a very small amount of bismuth subnitrate; if glucose is present the precipitate is black. 2. Paper moistened with palladium chlorid solution (0 0002 gm. in 100 c.c.) becomes darkened in the presence of carbon monoxid.

Bottu's t. (*for glucose*): To 8 c c. of Bottu's reagent (3 5 gm. of orthonitro-phenyl-propiolic acid and 5 c.c. of freshly prepared 10 per cent. solution of sodium hydroxid per liter) in a test-tube add 1 c c. of the urine and mix. Boil the upper portion, add one more c.c. of the mixture, and heat again. A blue color accompanied by the precipitation of small particles of indigo indicates glucose.

Bouchardat's t. (*for alkaloids*): Potassium triiodid as a test for alkaloids gives a brown precipitate, soluble in alcohol.

Bourdon's t. (*for mental disease*): A test based on the accuracy and time required for a patient to strike out certain recurring letters on a page.

Bourget's t. (*for iodids in urine and saliva*): Impregnate a filter-paper with a 5 per cent. starch solution, dry, and cut into squares 5 cm. each. Then drop 2 or 3 drops of a 5 per cent. ammonium persulphate solution in the center of each square, and dry the pieces in the dark. Even with traces of iodin the prepared paper gives an intensely blue color.

Boveri's t. (*for excess of globulin in cerebrospinal fluid*): Over 1 c.c. of cerebrospinal fluid in a test-tube is poured an equal quantity of a 1 · 1000 solution of potassium permanganate If there is excess of globulin a yellow ring will form at the line of junction, and on shaking, the entire contents of the tube will become bright yellow.

Boyksen's t. (*for cancer*). Serum from animals immunized with cancer material is injected intracutaneously The resulting reaction is said to be more frequently positive in cancer patients than in controls.

Brahmachari's t.: A test for leishmaniasis based on the degree of opacity produced on diluting the serum with water, on the theory that the serum is characterized by an excess of globulin.

Bram's t.: Persons with exophthalmic goiter are more tolerant of quinin hydrobromid than normal persons.

Brande's t. (*for quinin*): When a solution of quinin is treated with chlorin water and ammonia, a green color is produced.

Braun's t. (*for glucose in urine*): The urine is alkalinized with sodium hydroxid and boiled with a solution of picric acid if glucose is present, a deep-red color is produced. Acetone gives the same reaction, though less decidedly; while creatin will give it even in a cold solution.

Bremer's t. (*for diabetic blood*): The blood is prepared for staining, dried in a hot-air sterilizer, and stained with methylene-blue and eosin. The red corpuscles of normal blood become brownish; but those of diabetic blood take on a greenish-yellow tint.

Brieger's t.: 1. (*For pyrocatechin.*) Add 1 drop of urine to 1 drop of very dilute ferric chlorid solution on a watch-glass—pyrocatechin causes an emerald-green color, on adding now a dilute solution of sodium bicarbonate or ammonium carbonate, the fluid becomes violet, changing back to green with acetic acid. 2. (*For strychnin.*) Pure chromic acid is added, and a violet color is produced. 3. See *Brieger's reaction*, under *reaction.*

bromin t.: 1. (*For melanin*) See *Zeller's t.* 2. (*For tryptophan*) See *tryptophan t.*

bromsulphthalein t. See *bromsulphthalein.*

Brown's t. (*for quantitative estimation of ammonia in urine*): Heat 60 c.c. of urine with 3 gm. of basic lead acetate, stir well, let stand for a few minutes, and filter. This removes nitrogenous substances. Heat the filtrate with 2 gm. neutral potassium oxalate, stir well, and filter. Take 10 c.c. of the filtrate, add 50 c c. of water and 15 gm. of neutral potassium oxalate, and estimate the ammonia.

Bruck's serochemical t. (*for syphilis*). Nitric acid when added to syphilitic blood-serum causes a precipitate to form. Bruck's technic is based on an acid containing, per hundred gm., 24.77 gm. of nitric acid, or, per hundred c.c., 28.48 c.c. of nitric acid with a specific gravity of 1.149. He uses 0 3 c.c. To 0.5 c c. of clear serum 2 c.c. of distilled water are added. This is shaken, and then 0.3 c.c. of nitric acid is added with a standardized pipet. This is shaken and permitted to stand at room temperature for ten minutes. Then 16 c.c of distilled water at 15° C. are added and shaken slowly three or four times so as not to foam. This shaking is repeated ten minutes later, and then the tube is set aside for one-half hour. If the serum is syphilitic, it shows a distinct flocculent turbidity. In twelve hours a precipitate is piled up on the floor of the test-tube. If the

serum is non-syphilitic, there is no precipitate at any time.

Brücke's t.: 1. (*For bile-pigments in urine.*) It is made by shaking with nitric acid, and then slowly adding sulphuric acid, when color-reactions follow. 2. (*For proteins.*) The suspected liquid is acidulated with hydrochloric acid and treated with potassic iodid, when the proteins will be precipitated. 3. (*For urea.*) The suspected liquid is heated with an alcoholic solution of fusel oil, filtered, and treated with a solution of oxalic acid in fusel oil, when a crystalline deposit is formed.

Bryce's t.: The determination of a degree of immunity against small-pox conferred by vaccination by repeating the inoculation after the lapse of several days: if the first is successful, the second will rapidly overtake it.

Burchard-Liebermann t. See *Liebermann's t.*

Burnam's t. (*for formaldehyd in urine*): To 10 c.c. of urine in a test-tube is added 3 drops of a 5 per cent. solution of phenylhydrazin hydrochlorid, 3 drops of a 5 per cent. solution of sodium nitroprussid, and then a few drops of sodium hydrate are poured down the side of the test-tube. If formaldehyd is present, a deep purplish color is seen, changing to dark green, and then to pale yellow

Busacca's t.: One c.c. of sterilized gelatin is rendered fluid by heating and is then injected intracutaneously In syphilitic subjects this injection is followed within six hours by a reddened infiltrated area

butter t.: A test for pancreatic insufficiency based on the fact that in deficiency of the external secretion of the pancreas so much fat may be present in the stool after the ingestion of butter that the stool looks like butter

butyric-acid t. See *Noguchi reaction*, under *reaction*

Bychowski's t. (*for albumin in urine*): Two drops of urine are placed in a test-tube of hot water and shaken. the water becomes cloudy if albumin is present.

caffein t. See *Archetti's t.*, *Delff's t.*

Caillan's t. (*for glucose in urine*): Shake 2 parts of urine with 1 part of chloroform. on settling, glucose will be present in the upper layer.

Callaway's t.: A test for dislocation of the humerus, consisting in the fact that the circumference of the affected shoulder, measured over the acromion and through the axilla, is greater than that on the unaffected side.

Calmette's t. See *Calmette's reaction*, under *reaction.*

caloric t. See *Bárány's symptom*, under *symptom.*

Cammidge's t. See *Cammidge's reaction*, under *reaction*

Campani's t. (*for glucose*): A mixture of a concentrated solution of lead subacetate and a dilute solution of copper acetate is productive of a yellow or red color.

camphor t.: If 7½ gr. of camphor are given by the mouth it should cause glycuronic acid to appear in the urine. This will not occur in liver disease.

cancer t. See *edestin t.*, *Friedman-Hamburger t.*, *glycyl-tryptophan t.*, *Neubauer and Fischer's t.*, *trytophan t.*, *Weinstein's t.*, *Wolff and Junghans's t.*

cane-sugar t. See *Nickles' t.*

Cappagnoli's t. (*for glucose*): A solution of copper hydroxid and potassium hydoxid is added, when a blue color is produced.

Capranica's t.: 1. (*For bile-pigments.*) Shake the liquid with chloroform containing bromin: it turns green, blue, violet, yellowish-red, and then becomes nearly colorless. 2. (*For guanin.*) A warm solution of guanin hydrochlorid gives a yellow precipitate in silky needles with a cold saturated solution of picric acid. 3. (*For guanin.*) Mix the solution with a concentrated solution of potassium ferrocyanid: a yellowish-brown precipitate in prisms appears. 4. (*For guanin.*) Add to the suspected solution a concentrated solution of potassium dichromate: guanin will cause an orange-red precipitate in crystals.

carbohydrate t. See *Moore's t.*, *Schiff's t.*

carbohydrate tolerance t. See *Killian's t.*

carbon monoxid t. See *Boetger's t.*, *Dejust's t.*, *Hoppe-Seyler t.*, *Katyama's t.*, *Rubner's t.*, *Salkowski's t.*, *Wetzel's t*, *Zaleski's t.*

carbon monoxid hemoglobin t. See *tannin t.*

Carnot's t. (*for atonic dilatation of the stomach*): The patient's stomach is emptied by the stomach-pump and 500 c.c. of water introduced. The patient remains in an erect posture for an hour, after which the water is withdrawn and measured. Then 500 c.c. of water are introduced and the patient placed on his right side for an hour. In this position the stomach should be nearly empty in an hour.

Carrez's t. (*for albumin*): One gram of resorcinol is dissolved in 2 c.c. of distilled water in a test-tube and the urine is poured upon the surface. A white ring shows albumin.

Casamajor's t. (*for glucose*): The suspected liquid is shaken with methyl alcohol; glucose makes the mixture cloudy.

casein t. See *Leiner's t.*

Castellani's t.: An agglutination test for ascertaining the existence of a mixed infection with allied species of organisms.

catoptric t.: A test for cataract made by observing the reflections from the cornea and from the surfaces of the crystalline lens.

cellulose t. See *Schultz's t.*

Chautard's t. (*for acetone in the urine*): A drop of aqueous solution of magenta is dissolved with sulphurous acid and added to the urine, when a violet color is produced.

chlorophyl t. (*for gastric motility*). On a fasting stomach the patient drinks 400 c.c. of water which has been colored green by the addition of 20 drops of chlorophyl solution. After half an hour the residue is aspirated from the stomach, and the amount that has passed out of the stomach in one-half hour is ascertained.

cholera red t. (*for indole*): To the unknown add one-tenth its volume of a 0.02 per cent solution of potassium nitrite and mix Underlay with sulphuric acid. The purple color will change to bluish green on neutralization with potassium hydroxid.

cholesterol t. See *Lieberman and Burchardt's t.*, *Obermuller's t*, *Salkowski's t*, and *Schultz's t.*

cholin t. See *Rosenheim's t.*

Ciamician and Magnanini's t. (*for skatol*): Warm the solution with sulphuric acid. skatol produces a purple-red tint.

Cipollina's t. (*for dextrose or levulose in urine*): Four c.c. of urine, 5 drops of pure phenylhydrazin, and 0.5 c.c. of glacial acetic acid are boiled for one minute. Four or 5 drops of potassium hydrate solution are added and the mixture boiled again for a few seconds. Cool and examine for crystals of phenyl-levulosazone or phenyldextrosozone.

coagulation t. (*for proteins in urine*). Acidify the urine with acetic acid and boil. A white coagulum or a white precipitate or a cloudiness indicates protein.

cobra-venom t. See *Weil's t.*

cockscomb t.: A test for the activity of the ergot preparations, based on the fact that ergot, when administered to a cock, produces a blue coloration of its comb.

Cohen's t. (*for albumin*). To the acidulated solution add a solution of potassium bismuthic iodid and potassium iodid: albumin is precipitated.

Cohn's t.: A test for color perception by the use of variously colored embroidery patterns.

coin-t.: A test for pneumothorax made by auscultating the chest while a silver coin laid against the chest is struck with another coin. A metallic, ringing sound is produced over a cavity containing air.

colchicin t. See *Zeisel's t.*

Cole's t.: 1. (*For glucose.*) Add acetic acid to the urine and filter through blood charcoal to remove other reducing substances. Then make a modified Fehling's test. 2. (*For lactose.*) Absorb the lactose on to blood charcoal, extract it again with hot dilute acetic acid and make an osazone test. 3. (*For uric acid.*) Add 2 drops of ammonium hydroxid to 5 c c. of urine and then saturate with ammonium chlorid. Pour off the supernatant fluid, filter, evaporate residue, and make murexid test.

colloidal benzoin t. See *benzoin t.*

colloidal gold t. See *Lange's t.*

Comessatti's t. (*for adrenalin*): To 5 c.c of the unknown solution add an equal volume of 1 per cent. sodium acetate solution and 1 c.c. of 0.1 per cent. mercuric chlorid solution. A rose color indicates adrenalin.

Congo-red t. See *Riegel's t.* (2).

conjugate glycuronates t. See *Tollens's t.*

conjunctival t. See *ophthalmic reaction*, under *reaction*

connective-tissue t. See *Schmidt's t.* (5).

Cook's t. (*for purin bodies in urine*). In a centrifuge tube take 10 c.c. urine and add 1 gm. sodium carbonate and 1 or 2 c.c. strong ammonia. Shake until the soda is dissolved. The earthy phosphates will be precipitated. Centrifuge and pour off clear fluid. Add 2 c.c. ammonia and 2 c.c. ammoniated silver nitrate solution. Centrifuge again. Each $\frac{1}{10}$ c.c. of sediment represents 0.001176 gm. of purin bodies.

copper soap t. (*for lipase*): Make up a hydrogel with 1 per cent. of agar-agar, 2½ per cent. of starch, and 2½ per cent. of a neutral fat; pour into Petri dishes, cool, and place drops of the unknown on its surface. Incubate at 38° C. one hour and pour over the surface a saturated solution of copper sulphate Bluish-green spots of copper soap where the drops were indicate lipase action.

cover t.: A test for imbalance of ocular muscles, made by covering one eye and noting its movement while uncovering it again.

Cowie's guaiac t. (*for blood in feces*): Add glacial acetic acid to the feces and extract with ether To the filtrate add an equal volume of water, some powdered guaiac resin, and old turpentine or hydrogen peroxid. A blue color indicates blood.

Craft's t.: In organic disease of the pyramidal tract, stroking with a blunt point upward over the dorsal surface of the ankle, the leg being extended and the muscles relaxed, produces dorsal extension of the great toe.

Craig's t.: 1 (*For tuberculosis.*) A complement-fixation test for tuberculosis in which the antigen is made by growing several strains of bacilli on an alkaline bouillon containing a teaspoonful of aseptically removed egg-white and egg-yolk for each 250 c c. of bouillon. 2. A modification of the Wassermann test using a human hemolytic serum instead of a sheep hemolytic serum

Cramer's t. (*for glucose*): Place 3 c.c. of Cramer's "2 5 reagent" (0 4 gm. of mercuric oxid and 6 gm. of potassium iodid dissolved in 100 c.c. of water and the reaction so adjusted that 10 c.c. will be neutralized to phenolphthalein by 2 5 c.c of N/10 acid) in a test-tube and boil. Add 3 c.c. of the urine and again boil. If positive the mixture becomes turbid, darkens, and a precipitate of finely divided mercury settles out

creatinin t. See *Braun's t., Jaffé's t., Kerner's t., Maschke's t., Salkowski's t., Thudichum's t., Weyl's t.*

Crismer's t. (*for glucose*): The solution is made alkaline, and is boiled with 1 part of safranin in 1000 parts of water: if glucose is present, the mixture is decolorized or turned to a pale yellow.

Cunisset's t. (*for bile in the urine*): The urine is shaken with chloroform: if biliary matter is present, a yellow color is produced.

currant t.: If, after a meal of currants, the seeds do not appear in the stools in twenty-four hours, there is defective motility of the stomach.

cystein t. See *Andreasch's t., Baumann and Goldmann's t., Liebig's t., Sullivan's t.*

cytosin t. See *Wheeler and Johnson's t.*

Davy's t. (*for phenol*): To a drop or two of the suspected solution add 3 or 4 drops of a solution of 1 part of molybdic acid in 10 or 15 parts of concentrated sulphuric acid: if phenol is present, a pale yellow-brown tint is produced, changing to a reddish-brown and then to a fine purple.

Day's t. (*for blood*): The suspected substance is treated with fresh guaiacum tincture and then with hydrogen dioxid: if blood is present, a blue tint is produced.

Dedichen's t. (*for liver function*): A test based on the assumption that urobilinuria is a sign of absolute liver insufficiency. Tincture of iodin is added to the urine, drop by drop, and then an equal amount of Schlesinger's reagent. The mixture is filtered. If urobilin is present, fluorescence takes place.

Deen's t. (*for blood in gastric juice*): To the gastric juice is added 1 c.c. of a fresh tincture of guaiac and 1 c.c. of Huhnerfeld's solution (2 c.c. of glacial acetic acid, 1 c.c. of distilled water, and 100 c.c. each of oil of turpentine and alcohol) On shaking, the fluid turns blue if blood is present Iron compounds give the same reaction as blood.

Degener's t. (*for alkalis*). Phenacetolin is turned red by alkalis.

Dehio's t.: If bradycardia is relieved by injections of atropin, the condition is caused by irritation of the vagus; but if the bradycardia is not relieved, the cause is some affection of the heart muscle.

Dejust's t. (*for carbon monoxid*). If air containing carbon monoxid is passed through an ammoniacal silver solution, metallic silver will be deposited and the solution will take on a brown or black color.

Delff's t. (*for caffein*): A solution of red mercuric oxid and potassium iodid used as a test for caffein, which it throws down as a crystalline precipitate.

Deniges's t.: 1. (*For uric acid.*) Add nitric acid, which changes uric acid into alloxan, heat gently so as to drive off free nitric acid; add a few drops of sulphuric acid and of commercial benzol, which contains thiophen. This gives a blue color if alloxan has been formed. 2 (*For acetone in urine*) About 1 inch of the distillate in a test-tube is mixed with an equal amount of a solution of the subsulphate of mercury (mercuric oxid 50, sulphuric acid 200, water up to 1000) and the mixture allowed to simmer in a stoppered flask for about five minutes. A white crystalline precipitate occurs on cooling, which is very distinctive in appearance. If acetone is present in excess, the test is less distinct. If but a trace is present, a trace of sodium chlorid will aid the precipitation. The precipitate is not soluble in dilute hydrochloric acid.

desmoid t. See *desmoid reaction*, under *reaction.*

diacetic acid t. See *aceto-acetic acid t.*

Dick t. (*for susceptibility or immunity to scarlet fever*): The development of a local redness of the skin following the intracutaneous injection of 0.1 c.c. of a diluted filtrate of cultures of hemolytic streptococci from scarlet fever patients. The occurrence of such a skin reaction indicates susceptibility, its absence immunity, to scarlet fever.

digestive function t. See *Einhorn's t.*

digitalin t. See *Grandeau's t.*

dimethylamino-azobenzol t. (*for free hydrochloric acid*): To a little of the filtered gastric juice

in a test-tube add a drop of 0.5 per cent. alcoholic solution of dimethylamido-azobenzol; in the presence of free hydrochloric acid there will at once appear a cherry-red color.

dirt t. (*for milk*): Filter a pint of milk through a little disk of absorbent cotton and note the stain produced.

Dold's t.: A flocculation test for syphilis.

Donaldson's t. (*for sugar*): Add to a suspected fluid a few drops of a solution of 5 parts of sodium carbonate, 5 of caustic potash, 6 of potassium bitartrate, 4 of copper sulphate, and 32 of water; heat it, and if sugar is present, a yellow-green color will be produced.

Donder's t.: A color-vision test performed by lanterns with sides of colored glass.

Donné's t. (*for pus in the urine*): Separate the pus from the urine, add to it a piece of solid potassium hydroxid, and stir. If pus be present the sediment will become slimy and tough, while mucus will pass into solution.

Donogany's t. (*for blood in urine*): One c.c. of ammonium sulphid solution and 1 c.c. of pyridin solution are added to 10 c.c. of urine: an orange color forms if blood is present.

Dragendorff's t. (*for bile-pigments*): Wet an unglazed porcelain plate with the suspected urine, which is soon absorbed; add a drop or more of nitric acid: if bile-pigments are present, colored rings are formed.

Drechsel's t.: 1. (*For bile.*) On heating the liquid on a water-bath with phosphoric acid and cane-sugar, a reddish-brown color will be produced if bile is present. 2. (*For xanthin.*) Made by adding copper chlorid to an ammoniacal solution of the substance xanthin, if present, causes a muddy precipitate

Dreyer's t.: An agglutination test for the differentiation of typhoid and paratyphoid infections from other infections in persons vaccinated against typhoid-paratyphoid infection.

Duane's t.: The employment of a candle-blaze and prisms to measure the degree of ocular heterophoria.

Dugas's t.: A test for the existence of dislocation of the shoulder, made by placing the hand of the affected side on the opposite shoulder and bringing the elbow to the side of the chest. If this cannot be accomplished, dislocation exists.

Dumontpallier's t. (*for bile-pigments*): Over the liquid to be tested pour carefully iodin tincture: if bile-pigment is present, a green ring is seen between the two liquids.

Dungern's t. See *von Dungern's t.*

Dupont's t. (*for death*): The action of a drop of atropin in the pupil is observed.

Dwight-Frost t.: Strain applied to the heart muscle by marked variation in intrathoracic pressure will cause the tonicity of the heart muscle to vary as recorded by the systolic pressure.

Ebbinghaus's t. (*for mental disease*): The examiner gives the patient sentences from which several words have been omitted, and asks him to complete them

edestin t. (*for gastric cancer based on the presence of peptid-splitting ferment*): The gastric juice is filtered, neutralized with normal Na_2CO_3 solution, using phenolphthalein as indicator, and then brought to an alkalinity equal to $\frac{N}{100}$ Na_2CO_3, in order to inactivate pepsin. Place 2 c.c. of a 0.1 per cent. solution of edestin in 0.1 per cent. Na_2CO_3 in each of four test-tubes. To three tubes add 2 c.c., 1 c.c., and 0.5 c.c of the faintly alkalinized gastric fluid, reserving the fourth tube as a control and adding to it only a drop of phenolphthalein solution. Place the four tubes in an incubator at 37° C. At the end of four hours exactly neutralize the contents of each of the tubes with 5 per cent. acetic acid. When the neutral point is reached all the undigested edestin will be precipitated. The degree of digestion is indicated by the amount of turbidity compared with that in the control tube. Absence of turbidity indicates complete digestion.

Edlefsen's t. (*for glucose*). See *Edlefsen's reagent*, under *reagent*.

Ehrlich's t. See *Ehrlich's reaction*, under *reaction*, and *para-dimethyl-amino-benzaldehyd t.*

Ehrmann's t. (*for mydriatic substances*): The suspected substance is applied to an enucleated frog's eye, dilatation indicating the presence of a mydriatic substance.

Eijkman's t. (*for phenol*): Add to the suspected solution a few drops of an alcoholic solution of ethylic ether and nitrous acid, each, 1 part, and concentrated sulphuric acid, 2 parts. a red color is produced.

Einhorn's t. (*for blood in stomach, feces, and urine*): The fluid is tested by paper sensitized with benzidin. The benzidin paper is immersed in the fluid to be examined, and a few drops of hydrogen dioxid are added, when a blue color is formed if blood is present: the color should appear in a few seconds.

Einhorn's bead t. (*for digestive function*). A sample of the food to be examined is wrapped in gauze to which a colored glass bead is attached, and the whole is placed in a gelatin capsule, which is swallowed. The bead serves to help find and identify the gauze in the feces, and the digestive function is judged by the time the bead is passed and by the digestion of the food sample.

Eiselt's t. (*for melanin in the urine*): Oxidizing agents like nitric and sulphuric acids or potassium dichromate render the urine dark colored if melanin is present.

Eitelberg's t.: A large tuning-fork is held near the ear, at intervals, for twenty to thirty minutes. If the ear is normal, the perception of the vibrations increases after each interval; but if there is a lesion of the conducting apparatus, the perception decreases.

Ellermann and Erlandsen's t. See *tuberculin titer t.*

Emanuel-Cutting t. See *mastic t.*

emulsoid-gelatin t. See *gel t.*

epinephrin t. See *Goetsch's skin reaction*, under *reaction*.

epiphanin t. See *epiphanin reaction*, under *reaction*.

Erdman's t. (*for alkaloids*) See *Erdman's reagent*, under *reagent*.

erythrocyte sedimentation t. See under *reaction*.

Esbach's t. (*for albumin*). See *Esbach's reagent*, under *reagent*.

Escherich's t.: A modification of the von Pirquet reaction in which the tuberculin is injected subcutaneously.

ethel butyrate t. (*for pancreatic lipase*) A neutral mixture of water, ethyl butyrate, and litmus turns red when acted on by lipase due to the liberation of butyric acid.

Ewald's t.: 1. (*For hydrochloric acid in stomach contents.*) Mix 2 c.c. of a 10 per cent. solution of potassium sulphocyanid, 0.5 c.c. of a neutral solution of iron acetate, and 7.5 c.c of water. This makes a ruby-red solution. A few drops are put into a porcelain dish and a drop or two of the suspected liquid are added If HCl is present, a slight violet is seen; but on mixing the color becomes brown. 2 (*For motility of the stomach.*) The injection of salol after a light meal. The salol passes into the intestine, where it is decomposed and salicyluric acid secreted in the urine. Normally the salicyluric acid should appear in from one to two hours, and may be detected by adding to the

urine a weak solution of ferric chlorid, when a purple color will appear. Called also *Ewald and Silven's t.* and *salol t.*

Exton's t. (*for albumin in urine*): Heat together equal volumes of Exton's reagent and urine. A precipitate indicates the presence of albumin.

Fahraeus's t.: A quantitative measure of the speed with which red blood-corpuscles settle. The results are important in the diagnosis of pregnancy and of some pathologic conditions.

Falk and Tedesco's t.: A test for bronchial disease based on the fact that if salicylates are given to a patient in whom the bronchial mucosa is injured, salicylic acid will appear in the sputum.

fat t. See *acrolein t., Adams's t., Bloor's t., Meigs's t.*

fatigue t. See *fatigue reaction*, under *reaction*.

Fearon's t. (*for vitamin A*): Add 1 gm. of phosphorus pentoxid to 5 c c of oil. A purple color indicates vitamin A.

Fehling's t. (*for glucose in the urine*): Mix the suspected liquid with freshly prepared Fehling's solution (q. v. under *solution*) and boil. A red precipitate of cuprous oxid shows the presence of glucose.

fermentation t. (*for glucose*): Fill a graduated fermentation tube with the urine or unknown solution, add a small portion of compressed yeast, and incubate for twelve hours. The amount of gas that accumulates in the closed arm indicates the amount of glucose present

ferric chlorid t. (*for thiocyanates in saliva*) Add a few drops of dilute ferric chlorid to saliva and acidify with hydrochloric acid. Red ferric thiocyanate forms, which is decolorized by adding mercury bichlorid.

fibrinogen t. (*for liver function*) Decrease in the amount of fibrinogen in the blood-plasma below the normal amount points to liver injury.

fibroderm bismuth-capsule t. See *Schwarz's t.* (2).

Fieux's t. (*for antipyrin*): To the suspected liquid add 12 drops of sulphuric acid and 2.5 gm. of sodium metaphosphate; filter, and to the filtrate add a few drops of a solution of sodium nitrate. If antipyrin is present, a green color will be produced.

film t. See *Ross's t.*

Finckh's t. (*for mental disease*): The patient is directed to explain the meaning of proverbs, such as "when the cat's away the mice will play," etc

finger-nose t. (*for coordinated movements of the extremities*): The patient is directed to close his eyes and, with arm extended to one side, slowly to endeavor to touch the end of his nose with the point of his index-finger.

Fischer's t. (*for glucose*): The urine is boiled with phenylhydrazin and sodium acetate If glucose is present yellow crystals of phenylglucosazone will be formed.

fistula t.: The air in the external auditory canal is compressed or rarefied if there is erosion of the inner osseous wall of the tympanum, nystagmus will be produced, provided the labyrinth still functionates.

fixation t. See *fixation of the complement*, under *fixation*.

Fleig's t. (*for blood in the urine*): A test based on the fact that fluorescein is easily reduced to fluorescin in the presence of oxygenated water and a catalytic agent, such as hemoglobin and its derivatives.

Fleischl's t. (*for bile-pigments in urine*): Heat the urine with a strong solution of sodium nitrate and add sulphuric acid with a pipet. The acid sinks to the bottom of the tube and forms colored layers.

Fleitmann's t. (*for arsenic*): In a tube containing the suspected fluid hydrogen is generated from zinc and solution of potassium hydroxid. The mouth of the tube is closed by a piece of filter-paper moistened with a solution of silver nitrate. On heating, if arsenic is present, the filter-paper will turn black.

flocculation t. See *Sachs-Georgi t.* and *Vernes's t.*

Florence t. (*for spermatic fluid*): To the suspected substance add a strong aqueous solution of iodin and potassium iodid. If spermatic fluid is present, brown plates or needles will be formed.

Folin's t. See *Folin's methods*, under *method*.

Folin's t.: 1. (*For quantity of urea.*) See *Folin's microchemical method* (*for urea*), under *method*. 2. (*For quantity of uric acid.*) See *Folin-Shaffer method* (*for uric acid*), under *method*. 3. (*For uric acid*) To the unknown add a saturated solution of oxalic acid and evaporate to dryness. Cool and extract phenols with 95 per cent. alcohol. Dissolve residue in water, add sodium carbonate, and Folin's sodium phosphotungstate reagent. A blue color indicates uric acid. 4. (*For sugar in normal urine.*) Shake the urine with picric acid and bone black to remove creatinin Filter, add a small amount to Folin's sugar reagent, shake while boiling for one and a half minutes, and centrifugalize. A red layer of cuprous oxid in bottom of tube indicates sugar.

Folin and Denis's t. (*for tyrosin*) To 1 to 2 c.c. of the unknown add an equal volume of the reagent (containing 10 per cent. of sodium tungstate, 2 per cent. of phosphomolybdic acid), and 3 to 10 c.c. of a saturated solution of sodium carbonate. A blue color indicates tyrosin.

Folin and McElroy's t. (*for glucose*): (Reagent: 100 gm. of sodium pyrophosphate, 30 gm. of disodium phosphate, and 50 gm. of dry sodium carbonate in 1 liter of water Dissolve with heat and add 13 gm of copper sulphate dissolved in 200 c.c. of water.) To 5 c c of the reagent add 5 to 8 drops of the urine and boil In the presence of sugar the hot solution is filled with a colloidal greenish-yellow or reddish precipitate.

Folin and Wu's t. See *Folin and Wu's method*, under *method*

formaldehyd t. See *Burnam's t., Kentman's t., Leach's t., Luebert's t., Rimini's t, Schiff's t.*

formalin t.: A test for syphilis based on the fact that the addition of a small quantity of formalin to syphilitic serum produces coagulation.

formol-gel t.: A test for kala-azar a drop of the patient's serum is placed on a slide, which is then inverted over a watch-glass containing a few drops of liquor formaldehyd. The serum from cases of kala-azar will solidify into a stiff opaque jelly.

Fornet's ring t. See *Fornet's reaction*, under *reaction*.

Foubert's t. (*of death*): Testing the heart for movement by inserting the finger through an incision in an intercostal space.

Fouchet's t. (*for bilirubin in blood*): To a sample of the blood-serum there is added an equal part of a reagent consisting of 5 gm trichloracetic acid, 20 c.c. water, and 2 c.c. ferric chlorid; a green color is produced if bilirubin is present.

Francis's t. (*for bile-acids in urine*). In a test-tube is placed 2 gm. of glucose in 15 gm. of sulphuric acid the urine is placed on top of this, when a purple color forms if bile acids are present.

Frank and Nothmann's t.: The occurrence of glycosuria with a blood-sugar content below 1.9 after administration of 100 gm. of glucose indicates pregnancy which is of longer duration than three weeks and less than three months.

Fränkel's t.: Examination of the nasal cavity with the patient's head bent down between his knees and rotated so that the side to be examined is turned upward. If pus is seen in the middle meatus, suppuration in some of the anterior accessory sinuses is indicated.

Friedman-Hamburger t. Same as *edestin t.*

Fröhde's t.: A 1 per cent. solution of sodium molybdate in sulphuric acid: a test for alkaloids.

Frohn's t.: The use of the double iodid of bismuth and potassium as a test for alkaloids.

Frommer's t. (*for acetone in urine*): Alkalinize about 10 c.c. of the urine with 2 or 3 c.c. of 40 per cent. caustic soda solution, add 10 or 12 drops of 10 per cent. alcoholic solution of salicylous acid (salicyl aldehyd), heat the upper portion to about 70° C. (it should not reach the boiling-point), and keep at this temperature five minutes or longer. In the presence of acetone an orange color, changing to deep red, appears in the heated portion.

Fuld's t. (*for antipyretic power of blood-serum*): Three solutions are used: a 0.1 per cent solution of Grübler's dry trypsin in slightly alkaline normal saline, a 0.2 per cent. neutral solution of casein, and an alcoholic solution of acetic acid. A series of test-tubes are prepared containing definite amounts of casein solution and of diluted blood-serum and increasing amounts of trypsin solution. After incubating, 1 or 2 drops of the acetic acid solution are added to each test-tube. If any turbidity appears it indicates the presence of undigested casein. The amount of trypsin necessary to digest the casein completely in one-half hour can then be determined.

Fuld and Goss's t. See *antitrypsin t.*

fundus-reflex t. Same as *skiascopy.*

Fürbringer's t. (*for albumin*) In the urine are placed gelatin capsules opened at each end and containing a double salt of mercuric chlorid, sodium chlorid, and citric acid. If albumin is present cloudiness or a flocculent precipitate is produced.

furfurol t. (*for proteins*): Heat the suspected substance with sulphuric acid. If proteins are present, furfurol is formed

Gairdner's coin-t. See *coin-t.*

galactose t. See *mucic acid t.*

Gallois's t. (*for inosite*, proteins, tyrosin, and other sugars being present): Evaporate a solution of the suspected substance to partial dryness, and moisten the residue with a solution of mercuric nitrate On drying, it assumes a yellow color, which heating turns to a bright red, which disappears when the liquid cools.

Ganassini's t. (*for uric acid*): Precipitate the alkaline urate with $ZnCl_2$ In contact with the air the precipitate turns blue

Gardener-Brown t.: A vibrating tuning-fork is placed on the mastoid process of the patient: if the vibrations are heard longer than they can be felt by the patient's fingers, or if they cease to be heard while they can still be felt by the examiner, there is disease of the middle ear.

Garrod's t.: 1. (*For hematoporphyrin in urine.*) To 100 c c. of urine, 20 c c. of a 10 per cent. solution of caustic soda are added, and the whole is filtered. The filtrate is washed in water-free alcohol and the precipitate dissolved in hydrochloric acid. The test is completed with the spectroscope, which gives two absorption-bands indicative of hematoporphyrin. 2. (*For uric acid in the blood.*) 30 c c. of blood-serum are treated with 0 5 c c. of acetic acid. A fine thread is immersed in it, on which are formed crystals of uric acid.

gastric function t. See *Ewald's t., Heichelheim's t., Klemperer's t., Sahli's t., Schwarz's t., Winternitz's t.*

Gate and Papacostas's t. See *formalin t.*

Gawalowski's t. (*for glycosuria*): Ammonium molybdate is added to suspected urine and heated to 100° C. If glucose is present, the solution becomes blue.

Gay-Force t. Same as *typhoidin t.*

Geissler's t. (*for albumin in the urine*): A test-paper is dipped in citric acid and dried; another is dipped in a solution containing 3 per cent. of mercuric chlorid and 14 per cent. of potassium iodid, and dried; the two papers are placed in the urine. If there is albumin present, a precipitate will be formed.

gel t. Differentiation of syphilitic serum by the opacity and rapid precipitation produced by addition of glacial acetic acid to small quantities of the serum (J. E. R. McDonagh, 1916).

Gellé's t.: A rubber tube is inserted in the ear and a tuning-fork is brought in contact with it. By means of a bulb on the tube pressure or suction is made. If the ear is normal, the vibrations of the fork are distinctly perceived; but they are not perceived if there is any lesion of the ossicular chain.

Gentele's t. (*for glucose or uric acid*): Add to the suspected liquid a solution of potassium ferrocyanid made alkaline with caustic potash or soda. On heating it becomes decolorized.

Geraghty's t.: The phenolsulphonephthalein test.

Gerhardt's t.: (Carl J. Gerhardt) 1. (*For acetone in the urine*) Add a solution of ferric chlorid and a red color is produced. This test is not reliable. 2. (*For diacetic acid in the urine.*) Filter, in order to remove the phosphates, and add a few drops of a solution of ferric chlorid, which produce a deep-red color, which disappears when sulphuric acid is added. 3. (Charles Frederic Gehrardt) (*For bile-pigments in the urine.*) It is made by shaking with an equal measure of chloroform and soon after adding tincture of iodin and potassium hydroxid to the separated chloroform, when a yellow or yellowish-brown color is produced

Gerrard's t. (*for glucose in the urine*): Fehling's solution is treated with a 5 per cent solution of potassium cyanid until the blue color begins to disappear. The suspected liquid is heated with this mixture, and if there is glucose present, more or less discoloration takes place.

Gies's biuret t. (*for proteins*) Gies uses the following reagent in making the test mix 25 c.c. of a 3 per cent. solution of copper sulphate and 975 c.c. of a 10 per cent. solution of potassium hydroxid.

girdle t. (*for splanchnoptosis*): The examiner, standing behind the patient, places his arms around the patient, so that his hands meet in front of the patient's abdomen, he squeezes and raises the viscera and then allows them to fall suddenly. If the patient feels relieved by the raising pressure and experiences distress on the release, the condition is probably one of splanchnoptosis.

Glénard's t. Same as *girdle t*

globulin t. See *Boveri's t, Gordon's t, Hammerstein's t., Kaplan's t, Lange's t., Mayerhofer's t., Nonne-Apelt t., Pandy's t., Pohl's t., Ross-Jones t.*

glucose t. See *Agostini's t., Allen's t., Almén's t., alphanaphthol t., Baeyer's t., Barfoed's t., Baumann's t, Benedict's t, Bertrand's t, Boetger's t., Bohmansson's t., Bottu's t., Braun's t., Caillau's t., Campani's t, Cappagnoli's t., Casamajor's t., Cole's t., Cramer's t, Crismer's t., Donaldson's t., Edlefsen's t., Fehling's t., fermentation t, Fischer's t., Folin-McElroy t., Gawalowski's t, Gentele's t., Gerrard's t, Hager's t., Haines's t, Hassal's t., Heller's t., Horsley's t., hydroxylamin t., Jaffé's t., Knapp's t., Kowarski's t., Loewe's t., Lowenthal's t., Mathews's t, Maumené's t., micologic t., Molisch's t., Moore's t., Mulder's t., Nickle's t, nitropropiol t., Nylander's t., Oliver's t., osazone t., Pavy's t., Pélouse and Moore's t., Penzoldt's t., Purdy's t., Riegler's t., Rubner's t., saccharimeter t., Sachsse's t., safranin t., Salkowski's t, Schmidt's t., silver t., Soldaini's t, Trommer's t., Warren's t., Wender's t., Worm-Müller t.*

glutoid t. See *Sahli's glutoid t.*

Gluzinski's t.: 1. (*For bile-pigments.*) Boil the solution with formalin until it becomes green; adding a little hydrochloric acid changes the tint to an

amethyst violet. 2. (*For differentiation between ulcer and cancer of stomach.*) Examination of the gastric contents recovered from a fasting patient: (1) After a test-breakfast consisting of the white of a boiled egg and 200 c.c. of water which is recovered after three-quarters of an hour. (2) After a test dinner consisting of a beefsteak and 250 c.c. of water, which is recovered after three and three-quarters hours. In ulcer, both the breakfast and the dinner give the reaction of free HCl. In beginning cancer the first meal will give reaction of free HCl, while the second meal will show only a slight trace or none at all.

glycerol t. See *acrolein t., hypochlorite-orcinol t.*

glycuronates t. See *phloroglucin t., Tollens, Neuberg and Schwket's t.*

glycyltryptophan t. (*for carcinoma of stomach*): Filtered gastric contents and glycyltryptophan are placed in a test-tube and kept at body temperature for twenty-four hours: if, on the addition of a few drops of bromin, a reddish-violet color is formed, carcinoma is indicated.

glyoxylic acid t. See *Hopkins-Cole test.*

Gmelin's t. (*for bile-pigments*): Fuming nitric acid is so added to the suspected urine that it forms a layer under it. Near the junction of the two liquids rings are formed—a green ring above, and under it a blue, violet-red, and reddish-yellow. If the green and violet-red rings are absent, the reaction shows the probable presence of lutein.

Goetsch's t. See *Goetsch's skin reaction*, under *reaction.*

gold number t. See *Lange's t.* (1).

Goldscheider's t. (*for cutaneous thermal sensibility*): Consists in touching the skin with the slightly pointed end of a metallic cylinder varyingly heated.

gold-sol t. See *Lange's t.* (1).

Gordon's t.: A test for the presence of globulin-albumin in the spinal fluid. One c.c. of spinal fluid is placed in a small test-tube and 0.1 c.c. of 1 per cent. solution of bichlorid of mercury in distilled water. The formation of a cloud or precipitate after standing an hour indicates a positive reaction.

Graefe's t. (*for heterophoria*): On holding a prism of 10° before one eye, base up or down, two images are formed. One of these images is displaced laterally in heterophoria

Grandeau's t. (*for digitalin*): The substance is dissolved in concentrated sulphuric acid, to which bromin is added: a rose color is formed if digitalin is present.

Gräupner's t. (*for cardiac efficiency*): A test based on the fact that the blood-pressure of strong hearts rises during exercise, while that of weak hearts falls. The exercise was furnished by turning a wheel provided with a brake and permitting the measurement of the work done.

Gregerson and Boas's t. (*for blood*): A modification of the benzidin test to make it less sensitive for use in testing feces. Use a 0.5 per cent. solution of benzidin instead of a saturated solution and barium peroxid instead of hydrogen peroxid.

Griess's t. (*for nitrites in the saliva*): Mix it with 5 parts of water; add a few drops of dilute solution of sulphuric acid and a few drops of metadiamidobenzol: this produces a strong yellow color if nitrites are present.

Grigg's t. (*for proteins*): Metaphosphoric acid precipitates them all except the peptones.

Gröbly's t. (*for malignancy*): The total phosphorus content of the blood is determined by Neumann's method and the amount of phosphorus in mg. per 100 c.c. is divided by the first two figures of the erythrocyte count. If the quotient thus obtained does not exceed 3.17, malignancy may be excluded.

Grocco's t.: In slight cases of purpura and peliosis rheumatica, if an elastic ligature is placed around the forearm, punctiform hemorrhages will appear in the bend of the elbow.

Gross's t. (*for trypsin in feces*): In a mortar thoroughly rub up a portion of the fecal mass with three times its bulk of 0.1 per cent. sodium carbonate solution. Filter. Mix 10 c.c. of the filtrate with 100 c.c. of a fresh solution consisting of 0.5 gm. Grübler's pure casein, 1 gm. sodium carbonate, and 1000 c.c. distilled water. Add a little toluol to prevent bacterial activity and place in an incubator at about 38° C. At intervals remove a few cubic centimeters and test for casein by adding a few drops of acetic acid of about 1 per cent. strength. A white cloud appears as long as any casein remains undigested. With the patient upon a protein diet, there is normally a sufficient amount of trypsin to digest all the casein in ten to fifteen hours. Delay or complete failure of digestion shows diminution or absence of trypsin.

Gruber's t. (*for the sensitiveness of the ear to sounds*): The end of the finger is inserted in the ear after the sound of a tuning-fork has ceased to be heard. The tuning-fork is then held against the finger, when the sound again becomes audible.

Gruber-Widal t. See *Gruber-Widal reaction*, under *reaction.*

Grünbaum's t.: In Addison's disease suprarenal extract does not raise the arterial tension.

Grünbaum-Widal t. Same as *Widal t.*

guaiac t. (*for blood*): A blood-stain treated with tincture of guaiacum, and then with hydrogen dioxid, assumes a blue tint.

Guenzburg's t. (*for hydrochloric acid in the stomach contents*): Dissolve 2 gm. of phloroglucin and 1 gm. of vanillin in 30 c c. of alcohol; of this mix 2 drops with 2 drops of filtered gastric juice; heat it slowly in a porcelain cell. Free HCl produces a bright-red color; it is not present if the color is brownish-red or brown.

Gunning's t. (*for acetone in urine*): To a few cubic centimeters of urine or distillate in a test-tube add a few drops of tincture of iodin and of ammonia alternately until a heavy black cloud appears. This cloud will gradually clear up and, if acetone be present, iodoform, usually crystalline, will separate out. The iodoform can be recognized by its odor or by detection of the crystals microscopically. Iodoform crystals are yellowish six-pointed stars or six-sided plates.

Gunning-Lieben t. Same as *Gunning's t.*

Gutzeit's t. (*for arsenic*): A paper is moistened with an acidulated silver nitrate solution and exposed to the fumes from the suspected liquid, which is mixed with zinc and dilute sulphuric acid. The formation of a yellow spot on the paper indicates the presence of arsenic.

Hager's t. (*for glucose.*) See *Hager's reagent*, under *reagent.*

Haines's t. (*for glucose*): Copper sulphate, 30 gr.; glycerin, ½ fl.oz.; liquor potassæ, 5 fl.oz.; water, sufficient to make 6 fl.oz. When boiled and a little urine added, and again boiled, a yellow or reddish-yellow precipitate is produced.

Hallion's t. Same as *Tuffier's t.*

Hamburger's t.: A test made by injecting 0.1 c.c. of a 1 : 10,000 dilution of tuberculin just below the skin; subcutaneous infiltration follows in twenty-four hours if the patient is tubercular.

Hamel's t. (*for slight jaundice*): A little blood is drawn by puncture from the lobe of the ear into a capillary tube and the tube is allowed to stand for a few hours. The serum which collects in the upper part of the tube will be yellow if jaundice is present.

Hamilton's t.: When the shoulder-joint is luxated, a rule or straight rod applied to the humerus can be made to touch the outer condyle and the acromion at the same time.

Hammarsten's t.: 1. (*For globulin.*) In a neutral solution suspected to contain globulin dissolve

magnesium sulphate to saturation; the globulin will be precipitated and may be filtered out. 2. (*For bile-pigment.*) To one volume of acid mixture (1 part HNO_3 and 19 parts HCl, each 25 per cent.) add four volumes of alcohol. Then add a few drops of unknown, and a green color indicates biliverdin.

Hammer's t.: A complement-fixation test for tuberculosis, in which the antigen is a mixture of Koch's old tuberculin and an extract of tuberculous granulation tissue.

Hammerschlag's t.: Determination of the specific gravity of the blood by allowing drops of the blood to fall into benzene-chloroform mixtures of known densities.

Harding and Ruttan's t. (*for aceto-acetic acid*): Acidify the urine with acetic acid, add ½ c.c. of N/10 sodium nitroprussid, and then overlie the solution with concentrated aqueous NH_4OH. A violet ring is produced.

Harrower's t. (*for hyperthyroidism*): Four ½ gr. doses of thyroid extract are given the first day, four 1 gr. doses the second day, and four 2 gr. doses the third day. A record of the pulse-rate is kept during these days as an indication of the amount of hyperthyroidism.

Hart's t. (*for oxybutyric acid in urine*): Remove acetone and diacetic acid by diluting 20 c.c. urine with 20 c.c. water, adding a few drops of acetic acid, and boiling down to 10 c.c. To this add 10 c.c. water, mix, and divide between two test-tubes. To one tube add 1 c.c. of hydrogen peroxid, warm gently, and cool. This transforms β-oxybutyric acid to acetone. Now apply Lange's test for acetone to each tube. A positive reaction in the tube to which hydrogen peroxid has been added shows the presence of β-oxybutyric acid in the original sample of urine.

Hassall's t. (*for glucose*): The microscopic observation of growth of the *Saccharomyces cerevisiæ* in urine: a sign of the presence of sugar.

Hauke and Koessler's t. (*for phenols, hydroxy-aromatic acids, and imidazoles*): To 5 c.c. of 1.1 per cent. sodium carbonate solution add 2 c.c. of para-diazobenzene sulphonic acid reagent. Then add 1 c.c. of solution to be tested.

Hawk's t. (*for fecal amylase*): Rub up and dilute the feces with seven volumes of a neutral mixture of Na_2HPO_4, NaH_2PO_4, and NaCl. Add varying amounts of this to tubes containing soluble starch and toluene and incubate for twenty-four hours. Test for digestion with iodin.

Hay's t. (*for bile salts*): A pinch of sublimated sulphur is dropped in the urine: the sulphur sinks if bile is present, but floats if it is absent.

Hecht's t. (*for syphilis*): A modification of Wassermann's reaction, based on the fact that normal human serum is capable of dissolving ten times its volume of a 2 per cent. solution of sheep's blood.

Hecht-Weinberg t. Same as *Hecht's t.*

Hecht-Weinberg-Gradwohl t. (*for syphilis*): A modification of the Wassermann test using not only the natural antisheep amboceptor in human serum, but also the native hemolytic complement, the hemolytic index of the human serum being determined before the sheep corpuscles are added to the tube.

heel-knee t.: The patient, lying on his back, is asked to close his eyes and touch the knee of one leg with the heel of the other and then to pass the heel slowly down the front of the shin to the ankle.

Heichelheim's t. Same as *iodipin t.*

Heller's t.: 1. (*For albumin in urine.*) Stratify cold nitric acid below the urine in a test-tube; albumin will form a white coagulum between the urine and the acid. 2. (*For blood in the urine.*) Add caustic potash and heat; the earthy phosphates are precipitated, and if blood is present, they are stained red by hematin. 3. (*For glucose in urine.*) Add a solution of caustic potash: sugar will cause a brownish or reddish precipitate.

hematein t. (*for blood*): To 5 c.c. of the unknown add 5 c.c. of sodium hydroxid, 2 drops of hematein solution, and 10 drops of hydrogen peroxid. If blood is present the contents will turn rapidly to violet red, then to clear brown, and then to pale yellow. Without blood these changes come more slowly.

hematoporphyrin t. See *Garrod's t.*

hemin t. (*for blood*). See *Teichmann's t.*

hemoglobin t. See *Kobert's t., sand t., Stokes's t.*

hemosiderin t. See *Perles's t.*

Hennebert's t. See *Hennebert's sign*, under *sign.*

Hering's t.: On looking with both eyes through a tube blackened within and having a thread running vertically across the farther end, a small round body being placed either before or behind the thread—if vision is binocular, the subject is able at once to tell whether the ball be nearer to him than the thread or farther off; but if vision is monocular, he cannot tell whether it is nearer or farther than the thread.

Herman-Perutz t. Same as *Perutz reaction*, under *reaction.*

Herter's t.: 1. (*For indol.*) To the unknown add 1 drop of a 2 per cent. solution of beta-naphthaquinone-sodium-mono-sulphonate. Now add a drop of a 10 per cent. solution of potassium hydroxid and a blue or bluish-green color indicates indol. 2. (*For skatol.*) To the unknown add 1 c.c. of an acid solution of para-dimethyl-amino-benzaldehyd and heat to boiling. The purplish-blue color is intensified by the addition of hydrochloric acid.

Herz's t. (*for efficiency of the myocardium*): After slowly flexing and extending the forearm, the pulse-rate increases when the myocardium is strong and decreases when it is weak.

Herzberg's t. (*for free hydrochloric acid in the gastric juice*): Moisten a paper with a solution of Congo-red and dry it: free HCl colors it blue or bluish black.

Heynsius's t. (*for albumin*): To a suspected liquid add enough acetic acid to render acidulous, and then boil with a saturated solution of sodium chlorid; albumin will form a flocculent precipitate.

Hildebrandt's t. (*for urobilin in urine*): The reagent consists of an unfiltered solution of 10 parts of zinc acetate and 90 parts of absolute alcohol. The reagent is shaken before using and equal parts of reagent and urine are mixed, the precipitate which forms being filtered off. With increase of urobilin the filtrate shows a distinct green fluorescence, either directly or after the addition of ammonia.

Hindenlang's t. (*for albumin*): To the liquid to be tested add solid metaphosphoric acid; albumin, if present, forms a precipitate.

hippuric acid t. See *Luecke's t., Spiro's t.*

histamin t.: 1 c.c. of a 0.1 per cent. solution of histamin is injected subcutaneously as a stimulant of gastric secretion.

hock t.: A test for spavin in horses made by holding up the limb with a hock bent sharply. The horse is then started suddenly, and in cases of spavin the first steps are very lame.

Hoffmann's t. (*for tyrosin*): Add mercuric nitrate to the suspected liquid and boil it; then add nitric acid with a little nitrous acid. A red color is produced if tyrosin is present, and a red precipitate is seen.

Hofmeister's t.: 1. (*For leucin.*) Warm the suspected liquid with mercurous nitrate; if leucin is present, metallic mercury is deposited. 2. (*For peptones.*) Mix phosphotungstic and hydrochloric acids; let the mixture stand twenty-four hours, and filter. With this reagent a solution containing peptones with no albumin will afford a precipitate.

Holmgren's t.: The use of skeins of colored worsted as a test of the perception of colors. A skein is given to the subject of the test, and he is asked to match it out of a set of variously colored skeins.

Hopkins's thiophene t. (*for lactic acid*): Add a few drops of stomach contents to 5 c.c. of concentrated sulphuric acid containing a little copper sulphate and heat two minutes. Cool and add a very little thiophene. A cherry-red color indicates lactic acid.

Hopkins-Cole t. (*for protein*): Glyoxylic acid is prepared by the action of sodium amalgam on a solution of oxalic acid. A few drops of this solution are added to the protein solution and strong sulphuric acid poured down the side of the tube. A bluish-violet color is produced at the junction of the two fluids.

Hoppe-Seyler t.: 1. (*For carbon monoxid in the blood.*) Add to blood twice its volume of a solution of caustic soda of 1.3 specific gravity: normal blood will form a dingy brown mass with a green shade if spread thin on a white surface; but if carbon monoxid is present, the mass is red, and so is the thin layer. 2. (*For xanthin.*) Add the substance to be tested to a mixture of chlorid of lime in a porcelain dish; a dark-green ring is formed at first.

Horsley's t. (*for glucose*): Boil the solution with caustic potash and potassium chromate. A green color is formed if glucose is present.

Houghton's t.: Ergot is given to a white leghorn cock; if the comb becomes darkened, the drug is of standard strength.

Hunt's t. Same as *acetonitril t.*

Huppert's t. (*for bile-pigments*): The suspected solution is treated with lime-water or calcium chlorid solution and then with a solution of ammonium or sodium carbonate. The precipitate of bile-pigments may be removed by shaking with chloroform, after washing with water and acidulating with acetic acid. Bilirubin colors the chloroform yellow and the acetic acid solution green.

Huppert-Cole t. (*for bile-pigments*): To 50 c.c. of the unknown add an excess of baryta water or milk of lime. To the precipitate add 5 c.c. of 95 per cent. alcohol, 2 drops of strong sulphuric acid, and 2 drops of a 5 per cent solution of potassium chlorate. Boil, and the supernatant liquid will be emerald or bluish-green if bile is present.

Hurtley's t. (*for aceto-acetic acid*): To 10 c.c. of the unknown add 2 c c. of strong hydrochloric acid and 1 c c. of fresh 1 per cent. sodium nitrite solution. Shake and add 15 c.c. of concentrated ammonium hydroxid and 5 c.c. of 10 per cent. ferrous sulphate A violet or purple color develops slowly if aceto-acetic acid is present.

hydrobilirubin t. See *Schmidt's t.*

hydrochloric acid t. See *Bell's t., Boaz's t., dimethyl-amino-azo-benzol t., Ewald's t., Guenzburg's t, Hertzberg's t., Leo's t., Luettke's t., Maly's t., Mohr's t., Rabuteau's t., Reach's t., Reach's t.* (2), *resorcinol t., Riegler's t, Scivoletto's t., Szabo's t., Toepfer's t., vander Velden's t, von Jaksch's t., Winkler's t., Witz's t.*

hydrogen dioxid t. (*for blood*): A 20 per cent. solution of hydrogen dioxid is added to the suspected fluid, when, if blood is present even in minute proportion, bubbles will rise, forming foam on the surface of the fluid.

hydrophilia skin t.: 0.2 c.c. of an 0 85 per cent. salt solution is injected intradermally. While the resulting swelling of the cuticle normally disappears in an hour or an hour and a half, in edema and ascites it disappears in from five to thirty-five minutes.

hydrostatic t.: Floating of the lungs of a dead infant when placed in water indicates that the child was born alive. Called also *Raygat's t.*

hydroxylamin t. (*for glucose*). See *Bang's method*, under *method.*

hyperemia t. See *Moszkowicz's t.*

hypochlorite-orcinol t. (*for glycerol*): To 3 c.c. of the unknown add 3 drops of N/1 sodium hypochlorite solution and boil one minute to drive off chlorin. Then add an equal volume of strong hydrochloric acid and a little orcinol. Boil and a violet or greenish-blue color indicates glycerol or a sugar, or some substance that can be oxidized to a sugar.

hypoxanthin t. See *Kossel's t.*

Ilimow's t. (*for albumin*): Acidulate with acid sodium phosphate, filter, and add a solution of carbolic acid (1: 20). A cloudy precipitate indicates albumin.

Ilosvay's t. (*for nitrites*). See *Ilosvay's reagent*, under *reagent.*

imidazole t. See *Hauke and Koessler's t.*

indican t. See *Amann's t., Jaffé's t., Jolles's t., MacMunn's t., Obermeyer's t., Wang's t.*

indigo t. See *Rosenbach's t., Rosin's t.*

indigo carmin t. (*for renal permeability*): A solution of indigo-carmin is injected intramuscularly and the time of its appearance in the urine is noted. Normally, it begins to appear in about five minutes. Delay beyond this points to defective renal adequacy.

indole t. See *cholera red t., Herter's t., Kondo's t., Legal's t., Nencki's t., nitroso-indol t., para-dimethyl-amino-benzaldehyd t., pine wood t., Salkowski's t.*

indophenol t. (*for the presence of oxidizing enzymes in cells and for detecting the presence of myeloblasts*, etc.) Cover-glass films of the cells are fixed in alcohol. Float for ten to twenty minutes, face down, upon a freshly prepared solution of equal parts of 1 per cent aqueous solutions of dimethyl-paraphenylendiamin and of alpha-naphthol. Rinse and mount in glycerin. The cytoplasm of cells containing oxidase (myeloblasts, myelocytes, polymorphonuclears, and large mononuclears) will be colored blue by indophenol.

inoculation t. (*for acute anterior poliomyelitis*)· The cerebrospinal fluid of the suspected patient (*i. e.*, before the appearance of paralytic symptoms) is injected into a monkey. Paralysis will appear in the monkey within seven days if the patient is affected.

inosite t. See *Gallois's t., Scherer's t., Seidel's t.*

intracutaneous tuberculin t. See *Mendel's t.*

inulin t.: The use of inulin serum water as a medium for the cultivation of bacteria. The fluid consists of ⅓ ox serum, ⅔ distilled water, and 1 per cent. inulin water.

iodin t. (*for starch*): When a solution of iodin and potassium iodid in water is added to starch, and especially to an acid or neutral solution of cooked starch-paste, a deep blue color is produced which disappears on heating and reappears on cooling. Erythrodextrin and glycogen give a red color with iodin. See also *Alfraise's t., Bourget's t., Winckler's t.*

iodipin t. (*for motility of the stomach*): Iodipin is given in a gelatin capsule. The saliva is then examined every fifteen minutes for iodin. The presence of iodin in the saliva indicates that the iodipin has reached the intestine, as it is not decomposed in the stomach. Called also *Heichelheim's t.*

iodoform t.: 1. (*For acetone*) See *Gunning's t.* 2. (*For alcohol.*) Make the unknown alkaline and add a few drops of iodin solution. Heat gently, and yellow iodoform crystals indicate alcohol or some similar body.

iron t. See *Tizzoni's t.*

irrigation t.: The patient is examined with the bladder full. The anterior urethra is washed out with a warm solution of boric acid (3 per cent.), the

perineum being compressed to prevent the entrance of the fluid into the posterior urethra. When the washings are perfectly clear the patient voids his urine and any turbidity must come from the posterior urethra.

Ishihera's t.: A flocculation test for syphilis, using as antigen an alcoholic extract of the kidney of a pregnant rabbit.

Jacobsthal's t. (*for serodiagnosis of syphilis*): 1. The patient's serum is mixed with alcoholic extract of syphilitic liver in the proportion of 1 to 10, and the resulting precipitate is examined with the dark field illuminator. A strong positive reaction appears as a clumpy precipitate, a weak positive reaction as a small conglomeration of little fat-particles, while a negative reaction is shown as a thick emulsion of fine dancing particles: called also *optic serodiagnosis of syphilis*. 2. A modification of the Wassermann test in which complement fixation is done at a low temperature.

Jacoby's t. (*for pepsin*): The greatest dilution of gastric juice which will clarify an acid solution of ricin in three hours at 38° C. gives the number of peptic units in the juice.

Jacquemin's t. (*for phenol*): Add to the suspected liquid an equal quantity of anilin and some sodium hypochlorite in solution· a blue color is produced.

Jadassohn t. Same as *irrigation t.*

Jaffé's t.: 1. (*For creatinin and glucose.*) To the liquid add picric acid and then make alkaline with sodium hydroxid A red color without heating indicates creatinin; a red color after heating indicates glucose. 2. (*For indican.*) To the suspected liquid is added an equal amount of concentrated hydrochloric acid, 1 c.c. of chloroform, and a few drops of a strong solution of sodium hypochlorite. The chloroform is colored blue if indican is present.

Jaksch's t. See *von Jaksch's t.*

Janet's t.: A test for differentiating between functional and organic anesthesia. The patient is instructed to say "yes" or "no," according as he does or does not feel the examiner's touch. He may say "no" in functional anesthesia, but he will say nothing in cases of organic anesthesia.

Javorski's t., Jaworski's t.: In hour-glass stomach, a splashing sound will be heard on succussion of the pyloric portion after siphonage.

jelly-film t. See *Ross's t.*

Jendrasic's t. (*for water-soluble vitamin B*): Prepare the reagent by mixing equal volumes of M/10 ferric chlorid and M/10 potassium ferricyanid and use at once To a concentrated aqueous solution of the substance add about 2 per cent. of acetic acid, then add the reagent as long as the depth of the blue color increases. Stopper, let stand ten minutes, and read. One to five volumes of distilled water may be added to reduce the color. A distinct blue color or a bright blue precipitate is positive. A green color is negative.

Jenning's t.: A modification of Holmgren's test for color perception. Small patches of colored worsteds are placed so as to be protected from light and dust. The person to be examined indicates his color selection by pricking the record sheet with a pointed pencil.

Johnson's t. (*for albumin*): Put the urine in a test-tube and carefully pour upon it a strong solution of picric acid: a white coagulum of albumin appears at the junction of the liquids, which heating augments.

Jolles's t.: 1 (*For bile-pigments in urine.*) The urine is shaken with barium chlorid solution, chloroform, and a few drops of hydrochloric acid. The precipitate is removed and partially dried. Treatment with 2 drops of strong sulphuric acid will bring out the characteristic colors of the bile-pigments. 2. (*For indican.*) To the urine add a little alcoholic solution of thymol and fuming hydrocholric acid containing ½ per cent. of ferric chlorid. Chlofororm shaken with this mixture becomes violet in color.

Justus's t. (*for syphilis*): Administration of mercury by inunction or subcutaneously, when, if syphilis is present, there will be a fall of hemoglobin of from 10 to 20 per cent.

Kabatschnik's t. (*for hearing*): A tuning-fork is held near the open ear and removed the moment the sound ceases; it is then applied to the nail of the examiner's finger and this finger is placed so as to close the patient's external auditory meatus. In a normal ear the sound will be heard again, although the fork has not been struck a second time.

Kafka's t. (*for cerebrospinal syphilis*): A modification of the mastic test, made with a solution of sodium bicarbonate, sodium chlorid, mastic resin, and a stain; called also the *stained normomastic t.*

Kahn's t.: A precipitation test for syphilis. The serum is inactivated as in the Wassermann test. To 0.3 c.c. of serum in a test-tube is added 0.05 of the diluted antigen. After shaking for three minutes the tube is incubated at 37° C. overnight. A positive reaction is shown by the presence of one or more lumps of precipitate.

kairin t. See *Petri's t.*

Kantor and Gies's t. (*for proteins*)· Test papers, made by dipping them in Gies's reagent (see under *Gies's t*), drying and cutting into strips, are used in making their biuret test.

Kaplan's t. (*for globulin-albumin in spinal fluid*): To 0.2 c.c. of the fluid in a test-tube are added 0.3 c c. of distilled water. This is boiled up twice. Three drops of a 5 per cent. solution of butyric acid in physiologic salt solution are added and the mixture carefully underlaid with 0.5 c.c. of a saturated aqueous solution of ammonium sulphate. After twenty minutes a definite ring will form at the point of contact if globulin-albumin is present.

Kapsinow's t. (*for bile pigments*): Add Obermayer's reagent to the urine and heat. A green color indicates oil pigments.

Kashiwado's t. (*for pancreatic disease*): The patient swallows stained nuclei from a calf's thymus mixed with lycopodium grains. These later serve to indicate the portion of the feces which is to be examined.

Kastle's t. (*for raw milk*): To 5 c.c. of the milk add 0.3 c.c. of M/10 hydrogen peroxid solution and 1 c c. of a 1 per cent. solution of tricresol. Raw milk will give a slight yellow color, boiled milk will not.

Kastle-Meyer t. Same as *phenolphthalein t.*

Kathrein's t. Same as *Maréchal's t.*

Katyama's t. (*for carbonyl-hemoglobin*): To 5 drops of blood add 10 c.c. of water, 5 drops of orange-colored ammonium sulphid, and enough acetic acid to make the mixture acid. CO causes a rose-red color; normal blood, a dirty greenish gray.

Katzenstein's t. (*for efficiency of the myocardium*): On constriction of the femoral arteries the systolic blood-pressure is increased in cases where the myocardium is efficient.

Kauffmann's t. (*for circulation*)· The subject drinks 150 c.c. of water, four times, at hour intervals. The foot of the bed is then raised about 25 cm. If there is insufficiency of the circulation, the diuresis increases during the following two hours.

Kelling's t.: 1. (*For lactic acid in the stomach.*) The stomach-contents are diluted with water, and to them are added one or two drops of a 5 per cent. watery solution of ferric chlorid. A greenish-yellow color is formed when lactic acid is present. 2. A test for the presence and location of an esophageal diverticulum by the sound of swallowing. 3. (*For gastric carcinoma.*) A test based on the fact that the serum of cancer patients will dissolve the red corpuscles of the hen.

Kentmann's t. (*for formaldehyd*): Dissolve in a test-tube 0.1 gm. of morphin in 1 c.c. of sulphuric

acid; add, without mixing, an equal volume of the liquid to be tested: in a short time the latter will take on a red-violet color if any formaldehyd is present.

Kerner's t. (*for creatinin*): Acidify the suspected solution and add phosphomolybdic or phosphotungstic acid in solution: if creatinin is present, it will form a crystalline precipitate.

kidney function t. See *Mosenthal's t.*

Killian's t. (*for carbohydrate tolerance*): Two hours after a standard breakfast give patient 200 c.c. of water. One hour later give 1.75 gm. of glucose per kilogram of body weight. Determine amount of glucose in blood specimens taken at hourly intervals. Also in the twenty-four-hour specimen of urine.

Kinberg's t. (*for liver function*): After a low nitrogen content diet for several days, 50 gm. of gelatin dissolved in hot chocolate is taken fasting. In liver disease there is an increase in the output of amino-acids, except in congestion of the liver and catarrhal jaundice.

Kiutsi-Malone t. (*for pregnancy*): A modification of the Abderhalden test based on the presence of specific enzymes in the urine.

Kjeldahl's t. (*for nitrogen*). See *Kjeldahl method*, under *method*.

Klausner's t. (*for syphilis*): The patient's serum is placed in a test-tube and covered with distilled water. A turbidity at the plane of contact indicates syphilis.

Klemperer's t. (*for motor power of stomach*): Wash out the stomach and introduce by the stomach-tube 100 c.c. of olive oil. After two hours withdraw the oil. As the stomach cannot absorb the oil, the amount withdrawn subtracted from the amount introduced indicates the amount passed out of the stomach. In the normal stomach not more than 20 to 40 c.c. should remain after two hours.

Knapp's t.: 1. (*For sugar in the urine.*) 10 gm. of mercuric cyanid are dissolved in 100 c.c. of a solution of caustic soda and diluted· heated with diabetic urine, metallic mercury is precipitated. 2. (*For organic acids in stomach.*) Stomach contents are filtered and 1 c.c treated with 5 c.c. of ether. The extract is floated on dilute iron solution in test-tubes, and the various colored rings formed will indicate the presence of the various acids.

Kober's t. (*for proteins in milk*). The proteins are precipitated with sulphosalicylic acid and the precipitate estimated nephelometrically.

Kobert's t. (*for hemoglobin*): The suspected liquid is treated with zinc powder or a solution of zinc sulphate; the resulting precipitate is stained red by alkalis.

Koch's t. (*for hemorrhagic diathesis*): With a needle pricks are made into the subcutaneous tissue. In hemorrhagic diathesis a bloody effusion develops around the pricks.

Kolmer's t.: 1. A modification of the Wassermann test for syphilis. 2. A specific complement-fixation test for various bacterial diseases.

Kondo's t. (*for indol or skatol*): To 1 c.c. of the unknown add 3 drops of a 40 per cent. solution of formaldehyd and 1 c.c. of concentrated sulphuric acid. A violet-red color indicates indol; a yellow or brown color, skatol.

Konew's t. (*for glanders*)· A test-tube is filled to the depth of 3 cm. with mallease, and blood-serum from the suspected subject is introduced by means of a pipet at the bottom of the tube beneath the mallease. If the patient be affected with glanders a white cloudiness will appear along the line separating the two liquids. Called also *ring t.*

Korotkow's t.: In aneurysm, if the blood-pressure in the peripheral circulation remains fairly high while the artery above the aneurysm is compressed, the collateral circulation is good.

Kossel's t. (*for hypoxanthin*): The liquid to be tested is treated with zinc and hydrochloric acid and with sodium hydroxid in excess: if hypoxanthin is present, a ruby-red color is produced.

Kottmann's t. (*for thyroid function*): To 1 c.c. of clear blood-serum add 0.25 c.c. of 0.5 per cent. solution of KI and 0.3 c.c. of 0.5 per cent. solution of $AgNO_3$. Expose serum for five minutes to light of 500 watt Mazda lamp at 25 cm. distance. Then add 0.5 c.c. of 0.25 per cent. solution of hydrochinon. Normal serum turns brown in a short time; that of patients with hypothyroidism in a shorter time; that of patients with hyperthyroidism only after considerable delay.

Kowarsky's t.: 1. (*For glucose in urine.*) In a test-tube place 5 drops of pure phenylhydrazin, 10 drops of glacial acetic acid, and 1 c.c. of saturated solution of sodium chlorid. To the mass which results add 2 or 3 c.c. of urine; boil two minutes, and cool. If glucose is present, crystals of phenylglucosazone will be seen with the microscope. 2. (*Blood test for diabetes.*) Test of the patient's blood based on the reduction of a copper solution by the sugar in the blood to cuprous oxid, and the dissolving of the latter in an acid solution of ferrous sulphate, which causes the separation of an equal amount of ferrous oxid, which is measured by titration with potassium permanganate.

Krauss's t. See *Krauss's reaction*, under *reaction*.

Krokiewicz's t. (*for bile-pigment in urine*): 1 c.c. of a 1 per cent. solution of sodium nitrate and 1 c.c. of a 1 per cent. solution of sulphanilic acid are mixed and added drop by drop to 0 5 c.c. of urine. The amount added must not exceed 10 drops. The mixture becomes bright red, changing to amethyst on the addition of 1 or 2 drops of concentrated hydrochloric acid and a large amount of water.

Kultz's t. (*for β-oxybutyric acid*): 1. The fermented urine is evaporated to a syrupy consistence, strong sulphuric acid in equal volume is added, and the mixture is distilled. If oxybutyric acid is present, α-crotonic acid will be formed, which will crystallize. 2. If, after fermentation, the urine shows dextrorotatory properties, β-oxybutyric acid is present.

Laborde's t. (*for death*): Oxidation of a needle plunged into the muscle of a limb after twenty to sixty minutes if life be present.

lactic acid t. See *Boaz's t.*, *Hopkins' t.* (2), *Kelling's t.*, *Strauss's t.*, *Uffelmann's t.*

lactose t. See *Cole's t.*, *Mathews's t.*, *Meyer's t.* (2), *Moore's t.*, *mucic acid t.*, *Rubner's t.*

lactose t. (*for renal function*): 20 gm. of lactose dissolved in 20 c.c. of distilled water are injected under aseptic precautions into a vein at the bend of the elbow. The urine is collected hourly and tested (Nylander's test) until the sugar reaction ceases to be positive. If lactose secretion continues for more than five hours renal disease is indicated.

Ladendorff's t. (*for blood*): Treat the suspected liquid with tincture of guaiacum, and afterward with eucalyptus oil: the upper stratum of the mixture is turned violet and the lower blue if blood is present.

Landau color t. (*for syphilis*): To 0.2 c.c. of clear serum from the patient add 0.01 c.c. of a reagent consisting of a 1 per cent. solution of iodin in carbon tetrachlorid. Shake thoroughly until the iodin color has disappeared. Let stand for four or five hours. A positive reaction is shown by a clear, transparent, yellow color; a negative one by an opaque grayish color.

Lang's t. (*for taurin*): The solution to be tested is boiled with freshly prepared mercuric oxid: taurin will cause a white precipitate to appear.

Lange's t.: 1. (*For the presence of protein—globulin—in the cerebrospinal fluid, and thus for the diagnosis of cerebrospinal syphilis.*) It is performed by the addition of a preparation of col-

loidal gold to ten dilutions of spinal fluid, ranging from 1 : 10 to 1 : 5120. The results are interpreted according to the changes in color which result. When no change occurs the reaction is negative and is recorded as 0. The color changes depend upon the amount of gold precipitated and are recorded as 1, 2, 3, 4, 5, the last being clear, owing to complete precipitation of the gold. Syphilis of the nervous system gives a reaction in the first five dilutions. tuberculous meningitis reacts in the middle dilutions, pyogenic meningitis reacts in the high dilutions, while general paresis gives a reaction different from that given by cerebrospinal syphilis or tabes. Called also *gold-sol test, gold number method,* and *colloidal gold chlorid test.* 2. (*For acetone in urine.*) 15 c c. of urine are mixed with 0.5 to 1 c.c. of acetic acid, and a few drops of a freshly prepared concentrated solution of sodium nitroprussid added The mixture is overlaid with ammonia. At the point of junction a characteristic violet ring is formed.

lantern-t.: A test for color-blindness made with a set of specially devised lanterns.

Lautier's t. (*for tuberculosis*): A few drops of a 1 per cent. solution of old tuberculin are placed on the arm, covered with cotton, and left for forty-eight hours: if tuberculosis is present there will develop a patch of vesicles on an elevated reddened base.

Leach's t. (*for formaldehyd*): To 10 c.c. of milk add 10 c c. of concentrated hydrochloric acid containing 0 02 per cent. of ferric chlorid. Heat, and if formaldehyd is present a violet color will be produced.

lead t. See *Blythe's t.*

Legal's t.: 1. (*For acetone.*) Render the urine acid with HCl and distil it. Liquor potassæ and sodium nitroprussid added to the distillate produce a ruby-red tint, which acetic acid changes to purple. Creatinin will also produce a red color, but this color disappears when acetic acid is put in. 2. (*For indol*) To the unknown add a few drops of sodium nitroprussid. Make alkaline with potassium hydroxid. The violet color changes to blue on the addition of acetic acid.

Leiner's t. (*for casein or paracasein*): A piece of feces is fixed by heat on a slide and stained with a solution of acid fuchsin and methyl green. A pale blue or violet color is formed.

Le Nobel's t. See *Nobel's t.*

Leo's t. (*for free hydrochloric acid*): Calcium carbonate is added to the solution, which is neutralized if the acidity is due to free acid, but not if due to acid salts.

Lessilur-Prirey t.: A test for albumin in the sputum, the presence of which is believed to indicate the existence of pulmonary tuberculosis.

leucin t. See *Hofmeister's t., Sherer's t.*

levulose t. See *Borchard's t., Cipollina's t., methyl-phenyl-hydrazin t., resorcinol-hydrochloric acid t., Rubner's t.*

Lieben's t. (*for acetone in urine*): Acidulate and distil it, and treat with ammonia and tincture of iodin: if acetone is present, a yellow precipitate of iodoform is produced.

Lieben-Ralfe t. (*for acetone*): Boil 1.3 gm. of potassium iodid in 3.75 c.c. of liquor potassæ; float the urine on the surface of the reagent in a test-tube: a precipitate of phosphate is formed at the upper surface of the reagent, which, if acetone is present, will be rendered yellow by iodoform.

Liebermann's t. (*for proteins*): A precipitate is made from the urine with alcohol; wash this with ether and heat with strong hydrochloric acid: this produces a fine violet-blue color if proteins are present.

Liebermann-Burchard t. (*for cholesterin*): Dissolve the suspected substance in chloroform, add acetic anhydrid, and treat with strong sulphuric acid; if cholesterin is present, a violet color is produced, which soon changes to green.

Liebig's t. (*for cystin*): Boil the suspected substance with a caustic alkali and a little lead sulphid: if cystin is present, the lead sulphid will form a black precipitate.

Ligat's t. (*for cutaneous hyperesthesia in abdominal disease*): The skin is pinched between the thumb and forefinger and lifted up from the parts below.

Ligniére's t.: A modification of the cuti-reaction consisting in shaving the skin and rubbing in a few drops of raw tuberculin. In tuberculous persons there appear papules whose color varies from pale pink to deep red.

Lindemann's t. (*for diacetic acid in urine*): To about 10 c.c. of urine add 5 drops 30 per cent. acetic acid, 5 drops Lugol's solution, and 2 or 3 c.c. chloroform, and shake. The chloroform does not change color if diacetic acid be present, but be comes reddish violet in its absence. Uric acid also decolorizes iodin, and if much is present double the amount of Lugol's solution should be used.

Linzenmeier's t.: An application of Fahraeus's test to the study of gynecologic and other conditions.

lipase t. (*for liver function*): A test based on the fact that lipase is present in the blood-plasma of normal individuals in a constant amount. Liver injury will cause a rise in the lipase of the blood-plasma as measured by the power of the blood to split ethyl butyrate. See also *copper soap t., litmus milk t., ethyl butyrate t.*

Lipp's t. See *sand t.*

litmus milk t. (*for pancreatic lipase*): Add pancreatic lipase to litmus milk, incubate, and note change of color.

liver function t. See *lipase t., phenol-tetrachlor-phthalein t.*

Livierato's t.: Two tests for hypotonia of the myocardium. 1. Right enlargement of the area of dulness over the heart on mechanical stimulation of the abdominal aortic plexus; called also *abdominocardiac sign.* 2. Spontaneous enlargement of the right heart, occurring on change from the reclining to the erect posture, and spontaneous return to the previous condition when the subject lies down again; called *othocardiac reflex.*

Loewe's t. (*for glucose in urine*): Treat the urine with a solution of soda containing bismuth subnitrate and glycerin: sugar gives a dark precipitate.

Loewi's t.: Three drops of adrenalin chlorid solution 1 : 1000 are instilled into the conjunctival sac, followed in five minutes by 3 more drops. This produces dilation of the pupil in pancreatic insufficiency, diabetes, and hyperthyroidism.

Löwenthal's t. (*for glucose not in urine*): Boil the suspected substance with a solution of ferric chlorid, tartaric acid, and sodium carbonate; if glucose is present, the liquid becomes dark, and iron oxid is freely precipitated.

Lücke's t. (*for hippuric acid*): Add boiling hot nitric acid and then evaporate; heat the dry residue: a strong odor of nitrobenzol proves the presence of hippuric acid.

Luebert's t. (*for formaldehyd in milk*): 5 gm. of coarsely powdered potassium sulphate are placed in a 100 c.c. flask; 5 c.c. of suspected milk are put over it by a pipet, and 10 c.c. of sulphuric acid (specific gravity, 1.84) are run down the side of the flask. If formaldehyd is present, a violet coloration soon occurs: if none is present, the fluid becomes brown or black.

luetin t. See *Noguchi's luetin reaction,* under *reaction.*

Lüttke's t. (*for free hydrochloric acid in the gastric juice*): A quantitative determination in succession of the total chlorids, the chlorin in the fixed chlorids, and then the combined and free HCl.

Lyle and Curtman's t. (*for blood*): Boil the stool with acetic acid, extract it with ether, and to the

ethereal extract add a little guaiaconic acid in 95 per cent. alcohol. A decided green or light blue or purple color indicates the presence of blood.

MacDonagh's t. See *gel t.*

Maclean-de Wesselow t. See *urea concentration t.*

MacMunn's t. (*for indican*): Boil the urine in an equal quantity of hydrochloric acid and a little nitric acid; cool, and shake with chloroform, which becomes violet, and shows one absorption-band due to indigo-blue and one due to indigo-red.

MacWilliams's t. (*for albumin*): Take 20 c.c. of urine and add 2 drops of a saturated solution of salicylsulphonic acid: if albumin is present, a cloudiness or precipitate will be seen: if albumoses or peptones are present, this precipitate will disappear on boiling, but appears again on cooling.

magnesionitric t.: A test for albumin in the urine made with 1 part each of nitric acid and magnesium sulphate.

Magpie's t. (*for salts of mercury*): Stannous chlorid is added to the suspected solution, when a white and gray precipitate is formed, consisting of metallic mercury and calomel.

Malerba's t. (*for acetone*): Add a solution of dimethylparaphenylendiamin: a fine red or reddish color is seen.

Malmejde's t.: If the urine of a tuberculous person is collected in sterile bottles and kept in free contact with air, but protected from dust, it preserves its acid reaction for from twelve days to three months, whereas the urine of healthy persons becomes alkaline in from three to ten days Called also *uro-reaction.*

Malot's t. A test for the quantitative determination of phosphoric acid in urine by the reaction with cochineal and a uranium salt.

maltose t. See *Rubner's t.*

Maly's t.: 1. (*For free hydrochloric acid in the gastric juice.*) A solution of methylene-blue is added: the free acid will turn it from a violet to a green or blue tint. 2. (*For free hydrochloric acid in stomach contents*) Filter into a glass dish and stain blue with ultramarine; place a piece of lead paper over it and cover; warm the mixture: the free acid will turn the blue to brown and darken the lead-paper.

Mandel's t. (*for proteins*): Add to the suspected liquid a 5 per cent. solution of chromic acid: proteins will cause a precipitation.

Mantoux t. (*for tuberculosis*). Same as *Mendel's t.*

Maréchal's t. (*for bile-pigments in urine*): Drop tincture of iodin carefully into the tube: when the drops touch the urine, a green color is seen.

Maréchal-Rosin t. Same as *Maréchal's t.*

Marris's atropin t. (*for typhoid and paratyphoid A and B infections*): The patient lies horizontally and completely quiet throughout the test, which is not employed till at least one hour after the last meal. The pulse-rate is counted minute by minute until it is found to be steady—usually a matter of ten minutes. Atropin sulphate is then injected hypodermically, the dose being $\frac{1}{33}$ grain, preferably over the triceps region, to ensure rapid absorption. Twenty-five minutes later the pulse is again counted minute by minute, until it is clear that any rise which may have followed the injection has begun to pass off. The difference between the average pulse-rate before the injection and the maximum reached after it gives the "escape," or acceleration of the pulse-rate, brought about by the dose of atropin. If the escape is 14 or less the case may be regarded as one of typhoid or paratyphoid fever. If it is 15 or more, the reaction is said to be negative.

Marsh's t. (*for arsenic or antimony*): Nascent hydrogen obtained from zinc and dilute sulphuric acid is allowed to act on the suspected substance; if arsenic is present, hydrogen arsenid (AsH_3) is formed. Ignite this gas and hold a piece of porcelain in the jet of flame: metallic arsenic is deposited. For antimony the same test is serviceable, but the arsenical mirror is dissolved by potassium hypochlorite, while the antimonial mirror is not affected by it.

Marshall's t. (*for urea*): Treat the specimen with urease and titrate the ammonia so formed. See under *method.*

Maschke's t. See *von Maschke's t.*

Masset's t. (*for bile-pigments in urine*): Add 2 or 3 drops of sulphuric acid and a crystal of potassium nitrite: a grass-green color shows the presence of bile-pigments.

mastic t. (*for cerebrospinal syphilis*): A test depending on the precipitation of a solution containing mastic in cases of syphilis, and no change in the solution in negative cases. Called also *Emanuel-Cutting test.*

Mathews's t. (*for lactose and glucose*): If both glucose and lactose are suspected, make a total quantitative test by Benedict's method Add yeast to the urine and ferment out the dextrose, then make a second quantitative determination. The second determination is or may be lactose; confirm with the osazone test. The difference between the two determinations is glucose.

Maumené's t. (*for glucose*): Heat the urine with a little stannous chlorid; if sugar is present, a dark-brown precipitate will be formed.

Mauthner's t.: A method of testing color-blindness by the use of small bottles filled with different pigments, some with one only and some with two, the latter containing either pseudoisochromatic or isochromatic solutions.

Mayer's t. (*for alkaloids*): Mercuric chlorid, 13½ gm., and potassium iodid, 50 gm., are dissolved in 1000 c.c. of water this is used as a test for alkaloid, with which it gives a white precipitate.

Mayerhofer's t.: The reduction of a decinormal solution of potassium permanganate solution by 1 c.c. of spinal fluid in an acid medium as an index of the amount of protein substance present in the fluid: used as an indication of the existence of tuberculous meningitis.

Méhu's t. (*for albumin in urine*): Add a little nitric acid, and mix with 10 volumes of a solution of 2 parts of alcohol, 1 part of phenol, and 1 part of acetic acid; shake it and a white precipitate appears. This test is said not to be entirely trustworthy.

Meigs's t. (*for fat in milk*): To 10 c.c. of milk in a special apparatus add 20 c.c. of water, 20 c.c. of ethyl ether, and shake. Then add 20 c.c. of 95 per cent. alcohol. Remove the etherea. layer, evaporate, and weigh.

Meinicke t.: A flocculation test for syphilis.

melanin t. See *bromin t., Eiselt's t., Thormaehlen's t., Zeller's t.*

Meltzer-Lyon t. (*for biliary disease*): A strong solution of magnesium sulphate is instilled into the duodenum by means of a tube, with the hope that this will paralyze the sphincter of Oddi, and that this paralysis will be followed by reflex contraction of the gall-bladder, thus permitting the collection of separate specimens of bile from the common duct, the gall-bladder, and the liver.

Mendel's t.: A tuberculin test by injecting into the superficial layers of the skin 0.05 c.c. of diluted old tuberculin. A positive reaction consists in infiltration and hyperemia around the site of the injection. Called also *intracutaneous tuberculin test.*

mercury t. See *Magpie's t., Reinsch's t.*

Mérieux-Baillon t.: The serum from a tuberculous person is injected into the person to be tested; if the latter is tuberculous a reaction will be produced.

methylene-blue t. (*for renal permeability*): A solution of methylene-blue is injected intramuscularly and the time of its appearance in the urine is

noted. Normally, it appears in about thirty minutes. When delayed beyond this, renal permeability is less than normal. Called *Achard and Castaigne's t*

methyl-phenyl-hydrazine t. (*for levulose*): Add 4 gm. of methyl-phenyl-hydrazine to 10 c.c. of unknown (containing about 2 gm. of levulose) and enough alcohol to clarify the solution. Add 4 c.c. of 50 per cent. acetic acid and heat five to ten minutes. Reddish-yellow needles of methyl-phenyl-levulosozone indicate levulose.

Mette's t. (*for estimating pepsin*): Tubes of coagulated albumin are introduced into the unknown and into a standard pepsin HCl mixture and the amount of digestion occurring in a given time is noted.

Meyer's t.: 1. The blood-vessel of a freshly killed ox is placed in the solution to be tested; if it contracts, adrenalin is assumed to be present 2. (*For lactose.*) Precipitate the proteins of the milk with phosphotungstic acid and titrate the filtrate with Benedict's solution. 3. (*For blood.*) See *Meyer's reagent*, under *reagent.*

Michailow's t. (*for proteins*): Add ferrous sulphate to the solution, underlay it with strong sulphuric acid and a drop or so of nitric acid: a brown ring and red coloration indicate the presence of proteins.

micobiologic t.: Micologic test.

micologic t. (*for sugar in urine*): To the specimen of urine an equal quantity of 1 per cent. peptone solution is added. This mixture is sown with some species of *Monilia.* If sugar is present, gas is developed.

milk t. See *Babcock's t., Bauer's t.* (3), *benzidin t., Kastle's t., Kober's t., Storck's t., Wilkinson and Peter's t.*

Millard's t. (*for albumin*): Make a reagent of 2 parts of liquefied carbolic acid, 6 parts of glacial acetic acid, and 22 parts of a solution of potassium hydroxid: this precipitates albumin.

Millon's t. (*for proteins and nitrogenous compounds*): A solution is made of 10 gm of mercury and 20 gm. of nitric acid; this is diluted with an equal volume of water and decanted after standing twenty-four hours. This reagent gives a red color with proteins and other substances, such as tyrosin, phenol, and thymol, which contain the hydroxyphenyl group.

niostagmin t. See under *reaction.*

Mitscherlich's t. (*for phosphorus in the stomach*): The contents of the stomach are made acid and distilled in the dark. The condenser will contain a luminous ring. Small amounts of alcohol, ether, or turpentine will prevent the reaction.

Mohr's t. (*for hydrochloric acid in the stomach contents*). Dilute to a light-yellow color a solution of iron acetate, free from alkaline acetates; add a few drops of a solution of potassium sulphocyanid, and then the filtered contents of the stomach: if they contain the acid, a red coloring ensues, which is destroyed by sodium acetate.

Molisch's t.: 1. (*For glucose in urine.*) Add 2 c.c. of urine, 2 drops of a 15 per cent. solution of thymol, and an equal volume of strong sulphuric acid, and a deep-red color results. 2 (*For glucose.*) To 1 c.c. of urine add 2 or 3 drops of a 5 per cent. solution of alpha-naphthol in alcohol, then add 2 c.c. of strong sulphuric acid; a deep violet color is produced, and a violet precipitate follows if water is added. 3. (*For proteins*) The substance is treated with a 15 per cent. alcoholic solution of alpha-naphthol and then with concentrated sulphuric acid; a violet color is formed if proteins are present.

nonosaccharid t. See *Barfoed's t.*

Moore's t. (*for glucose or any carbohydrate*): Boil the suspected solution with sodium or potassium hydroxid; if glucose or lactose is present, a yellow or brown color is produced.

Morelli's t. (*to differentiate between an exudate and a transudate*): Add a few drops of the suspected fluid to a saturated solution of mercuric chlorid in a test-tube; a flaky precipitate indicates a transudate, a clot indicates an exudate.

Moretti's t. (*for typhoid fever*): 25 c.c. of urine are saturated with 20 gm. of crystallized ammonium sulphate. After a quarter of an hour the urine is filtered and diluted to about one-third. To 10 c.c. of the filtrate one-fifth of its volume of a 10 per cent. solution of sodium hydrate is added, and then a drop of 5 per cent. tincture of iodin. The solution is shaken, and if the reaction is positive a persistent golden yellow color is produced.

Moriz-Weisz t. (*for urochromogen in urine*): Three drops of a 1 : 1000 solution of potassium permanganate are added to a test-tube half full of a mixture of urine with 2 parts of water. With a positive reaction the fluid turns yellow. If the reaction is negative the test is repeated with the urine diluted in half. It is thought to indicate the presence of tuberculous infection.

Mörner's t. (*for tyrosin*): 1. To a small quantity of the crystals in a test-tube add a few cubic centimeters of Morner's reagent (formalin, 1 c.c.; distilled water, 45 c.c.; concentrated sulphuric acid, 55 c.c.). Heat gently to the boiling-point. A green color shows the presence of tyrosin. 2. See *nitroprussid t.* (1).

Moro's t. See *Moro's reaction*, under *reaction.*

morphin t. See *Oliver's t., Weppen's t.*

Mosenthal's t. (*for kidney function*). With the patient on a prescribed general diet take samples of urine in two-hour periods during the day and once at night. Examine them for volume, specific gravity, total nitrogen and chlorids, and compare with normal.

Moszkowicz's t.: A test for arteriosclerosis made by rendering the lower limb bloodless by means of an Esmarch bandage. This is removed after five minutes have elapsed, when, in a normal limb, the color will return in a few seconds, but in one affected by arteriosclerosis the return of color takes place much more slowly. Called also *hyperemia t.*

Moynihan's t. (*for hour-glass stomach*): The two parts of a Seidlitz powder are given separately: in hour-glass stomach two distinct sacs can be observed.

mucic acid t. (*for galactose, lactose, et al.*): To the unknown add 20 per cent. of its volume of nitric acid and evaporate on water-bath to about 20 per cent. of its original volume. A fine white precipitate of mucic acid indicates galactose or a carbohydrate containing galactose.

Mulder's t.: 1. (*For glucose.*) Alkalinize the solution with sodium carbonate. on adding a solution of indigo-carmin and heating the mixture is decolorized, but becomes blue again when shaken with air. 2. (*For proteins.*) Treat the suspected substance with nitric acid: proteins are turned yellow by it; alkalinize the substance and it becomes an orange yellow. Called also *xanthoproteic reaction*

Müller's t.: 1. (*For cystin.*) Boil the substance with potassium hydroxid until dissolved, when cold, dilute it with water· a solution of sodium nitroprussid produces a violet coloration, which soon changes to a yellow. 2. A drop of pus is allowed to fall into a small vessel containing some Millon's reagent. Ordinary pus forms a little lump that soon disintegrates and colors the liquid bright red. Tuberculous pus forms a tough skin on the surface of the fluid, which, if pushed down, takes on a globular shape.

Müller-Jochmann t.: 1. When a trace of pus is placed on some sterile coagulated blood-serum, and the latter put in an incubator, no change takes place if the pus is tuberculous. Ordinary pus, on the other hand, will form a cup-shaped depression in the culture-medium. 2. See *antitrypsin t.*

murexid t. See *Weidel's t.*

Mylius's t. (*for bile acids*): To each cubic centimeter of the solution of bile acids add 1 c.c. of strong sulphuric and 1 drop of furfurol solution; if bile acids are present, a red color is produced, which turns to a bluish violet in the course of a day or so.

Nagel's t.: A test for color vision performed by means of cards with the colors printed in concentric circles.

Nakayama's t. (*for bile-pigments*): Add 5 c.c. of acid urine to the same amount of 10 per cent. barium chlorid solution and centrifugalize. To the precipitate is added 2 c.c. of a reagent consisting of 99 parts of 95 per cent. alcohol, 1 part of fuming hydrochloric acid to a liter of which 4 gm. of ferric chlorid has been added. The fluid is boiled, when a green color is obtained, which, on the addition of yellow nitric acid, becomes violet or red.

Neisser and Wechsberg's t. (*for bactericidal power of blood*): Patient's serum is inactivated, mixed with fresh guinea-pig complement, and the bacteria incubated and then plated on agar.

Nencki's t. (*for indol*): Treat the suspected material with nitric acid and a little nitrous acid: a red color follows, and in concentrated solution a red precipitate may appear.

Nessler's t. (*for free ammonia*). See *Nessler's reagent*, under *reagent*.

Neubauer and Fischer's t.: The glycyltryptophan test.

Neukomm's t. (*for bile acids*): A drop of the suspected substance is placed on a small white porcelain cover with a drop of dilute cane-sugar solution and one of dilute sulphuric acid. The mixture is carefully evaporated over a flame, a violet stain being left if bile acids are present.

Nicklès's t. (*for distinguishing cane-sugar from glucose*): Heat the sugar with carbon tetrachlorid to 100° C. This blackens cane-sugar, but not glucose.

ninhydrin t. (*for amino-acid nitrogen*). See *Harding and MacLean's t.*

Nippe's t. (*for blood*): A modified form of Teichmann's test.

nitrates t. See *Allesandri and Guaceni's t.*

nitric acid t. (*for albumin*). See *Heller's t.*

nitric acid-magnesium sulphate t. (*for albumin*). See *Roberts's t.*

nitrites t. (*in saliva*): To the saliva add 1 to 2 drops of H_2SO_4, a few drops of KI solution, and some starch paste. A blue color indicates nitrites. See also *Griess's t.*, *Ilosvay's t.*

nitropropiol t. (*for sugar in urine*): The urine is mixed with an alkali and heated with orthonitrophenylpropiolic acid, when the color reaction will be seen.

nitroprussid t.: 1. (*For cystein.*) If a protein containing cystein is dissolved in water and 2–4 drops of a 4 to 5 per cent. solution of sodium nitroprussid and then a few drops of ammonia are added, a deep purple red color appears; called also *Morner's t.* 2. (*For acetone.*) See *Legal's t* 3. (*For creatinin.*) See *Weyl's t.* (1).

nitroprussid-acetic acid t. See *Salkowski's t.*

nitroso-indol-nitrate t. (*for indol and skatol*): Acidify the unknown with nitric acid and add a few drops of potassium nitrite. A red color or a red precipitate indicates indol; a white turbidity, skatol.

Nobel's t.: 1. (*For aceto-acetic acid and acetone.*) Stratify ammonium hydroxid on urine acidified with acetic acid and to which a little sodium nitroprussid has been added. A violet ring at the junction indicates aceto-acetic acid or acetone. 2. (*For bile-pigments.*) Add zinc chlorid and a little of the tincture of iodin; a dichroic coloration follows.

Noguchi's t. See *Noguchi's reaction*, under *reaction*.

Nonne-Apelt t. See *Nonne-Apelt reaction*, under *reaction*.

Norris's atropin t. See *atropin t.*

Nothnagel's t.: A crystal of a sodium salt placed upon the serous surface of the bowel in operations on the intestine causes an ascending peristalsis, and thus shows the direction of the exposed gut.

nuclear t., nucleus t. (*for proteolytic pancreatic function*): A test based on the fact that cell-nuclei are digested by the pancreatic juice, and not by the stomach.

nucleo-albumen t. See *Ott's t.*

Nylander's t. (*for glucose in urine*): Dissolve 2 parts of bismuth subnitrate and 4 of sodium and potassium tartrate in 100 c.c. of a 10 per cent. solution of sodium hydroxid; of this add 1 part to 10 of the suspected urine and boil five minutes; a black coloration or black precipitate indicates a reducing sugar.

nystagmus t. See *Bárány's symptom*, under *symptom*.

Obermeyer's t. (*for indican in urine*): Precipitate the urine with a 1:5 lead acetate solution with care, lest an excess of the reagent be taken; filter and agitate the filtrate with an equal amount of fuming hydrochloric acid containing a little of the solution of ferric chlorid; to this add chloroform, which is turned blue by indigo.

Obermüller's t. (*for cholesterin*): Put the substance to be tested in a test-tube and melt it with a drop or two of propionic anhydrid over a small flame. on cooling, the mass becomes successively blue, green, orange, carmin, and copper-colored.

occult blood t. See *benzidin t.*

Oliver's t.: 1. (*For albumin*) Underlay the urine with a 1:4 solution of sodium tungstate and a 10 6 solution of citric acid: a white coagulum at the junction of the two layers shows the presence of albumin. 2. (*For sugar.*) Boil the suspected liquid with indigo-carmin: sugar will change the blue to a red or yellow. 3. (*For morphin*) If, to a solution of morphin, a few cubic centimeters of hydrogen peroxid be added and the mixture be stirred with a piece of copper wire, the solution takes on a deep port-wine color, with the evolution of gas. 4. (*For bile acids.*) To 5 c.c. of the unknown add 2 to 3 drops of acetic acid and filter. An equal volume of 1 per cent. solution of peptone will produce a precipitate insoluble in excess of acetic acid if bile acids are present.

orcinol t. (*for pentose in urine*). See *Bial's t.*

organoleptic t.: A test by the senses.

orthotolidin t. (*for blood*). See *Ruttan and Hardisty's t.*

osazone t. (*for sugars*). See *phenylhydrazin t.*

Otani's t. (*for typhoid, paratyphoid, and dysentery*): A small amount of the citrated blood of the patient is taken up in a capillary pipet, and to this is added an equal amount of a fine emulsion of the bacilli of the disease in question. After autoclaving, a drop of the contents is placed on a slide, stained, and the phagocytes counted. If 30 per cent. or more of the phagocytes have taken up bacilli the test is positive.

Ott's t. (*for nucleo-albumin in urine*): To the urine is added an equal volume of saturated solution of salt, and then Almén's reagent (dissolve 5 gm. of tannic acid in 240 c.c. of 50 per cent. alcohol and add 10 c.c. of 25 per cent. acetic acid); a precipitate forms when nucleo-albumin is present.

oxyphenylsulphonic acid t. (*for albumin in urine*). Dissolve in 20 parts of water 3 parts of oxyphenylsulphonic acid and 1 part of salicylsulphonic acid; add to 1 c.c. of urine a drop of the reagent: if albumin is present, a clear white precipitate appears.

Pachon's t.: Measuring of the blood-pressure for the purpose of determining the state of the collateral circulation in aneurysm.

palmin t., palmitin t. (*for pancreatic efficiency*): After a test-meal containing palmitin, the contents of the stomach are examined for the presence of fatty acids. They will be found in cases where the pancreas is normal, for the presence of fat in the stomach causes the pylorus to open and admit the pancreatic juice, which splits palmitin into fatty acids.

Pandy's t.: A test for globulin in the cerebrospinal fluid. Mix 80 to 100 c.c. pure carbolic acid with distilled water, shake, and place in incubator several hours. After several days at room temperature pour off top watery part which serves as the reagent. With a Pasteur pipet a drop ($\frac{1}{100}$ c.c.) of the fluid to be tested is deposited on the bottom of a watch crystal filled with the reagent. If no cloudy precipitate forms within five seconds the reaction is negative.

para-dimethyl-amino-benzaldehyd t. (*for proteins*): To the unknown add an equal volume of hydrochloric acid and boil. Then add 2 drops of a 5 per cent. solution of para-dimethyl-amino-benzaldehyd in 10 per cent. sulphuric acid. A red to violet color indicates tryptophan or indol.

Parnum's t. (*for albumin*): Filter the urine, and add one-sixth of its volume of a saturated solution of magnesium or sodium sulphate; acidulate with acetic acid and boil· if albumin is present, a white precipitate is formed.

Patrick's t.: With the patient supine the thigh and knee are flexed and the external malleolus is placed over the patella of the opposite leg; the knee is depressed, and if pain is produced thereby arthritis of the hip is indicated. Patrick calls this test *fabere sign*, from the initial letters of the movements necessary to elicit it, namely, flexion, abduction, external rotation, extension.

Paul's t.: Pus from a suspected pustule is rubbed into the scarified eye of a rabbit; if the pus is variolous or vaccinal, a condition of epitheliosis develops in the rabbit in from thirty-six to forty-eight hours.

Pavy's t. (*for glucose in urine*): Prepare a reagent by mixing 120 c.c. of Fehling's solution with 200 c.c. of ammonia (specific gravity, 0.88), 400 c.c. of a solution of sodium hydroxid (specific gravity, 1.14), and 1000 c.c. of water; boil the suspected liquid with this solution: if glucose is present, the reagent is decolorized.

Pélouse-Moore t. (*for sugar in urine*): Boil with a solution of potassa, cool, and add 1 drop of concentrated sulphuric acid, when the odor of burnt sugar will be given off.

pentose t. See *Bial's t., orcin t., phloroglucin t.*

Penzoldt's t.: 1. (*For acetone.*) To the suspected liquid add a warm saturated solution of ortho-nitrobenzaldehyd, and render it alkaline with sodium hydroxid. if acetone is present, the mixture becomes yellow and then green; thereafter a precipitate forms, which, on shaking with chloroform, gives a blue color. 2. (*For glucose in urine.*) Add caustic potash and a slightly alkaline solution of diazobenzosulphonic acid; shake the mixture until it foams: a red or yellow-red color is produced, the foam also being red. 3. (*For stomach absorption.*) A capsule containing 3 grains of potassium iodid are given and a glass of water taken. Dried starch paper is moistened with the patient's saliva, and then a drop of fuming nitric acid placed on the paper. A blue or violet color will form.

Penzoldt-Fischer t. (*for phenol*): Alkalinize strongly the substance to be tested and dissolve in a solution of diazobenzolsulphonic acid: phenol, if present, produces a deep-red color.

peppermint t.: A method of discovering leaks in drain-pipes by placing oil of peppermint in the pipes and noticing where the odor is emitted.

pepsin t. See *Jacoby's t.*

peptone t. See *Randolph's t.*

perchlorid t.: A port-wine colored reaction obtained by treating the urine of pregnant women affected with hyperemesis with perchlorid of iron. The intensity of the reaction indicates the gravity of the case.

percutaneous tuberculin t. See *Moro's t.*

Peria's t. (*for tyrosin*). See *Piria's t.*

Perles's t.: A test for hemosiderin made by treating the substance with hydrochloric acid and potassium ferrocyanid: the Prussian-blue reaction is produced if hemosiderin is present.

permanganate t. Same as *Moriz-Weisz t.*

peroxidase t. See *Goodpasture's stain*, under *stain.*

Petri's t.: 1. (*For kairin in urine.*) Add acetic acid and calcium chlorid in solution, when a fuchsin-red color is produced. 2. (*For proteins*) Add diazobenzolsulphonic acid and sodium hydroxid: an orange or brownish color is formed, and on shaking, a red froth is produced.

Pettenkofer's t. (1844) (*for bile acids in urine*): Drop a solution of the suspected material into a mixture of sugar and sulphuric acid: a purplish-crimson color is produced. This test is also given by amino-myelin, cephalin, lecithin, and myelin.

Petzetaki's t. (*for typhoid fever*). Fifteen c.c. of urine are placed in a test-tube and to this is added a little 5 per cent. alcoholic solution of iodin; if the upper part of the urine takes on a golden yellow color, the test is positive.

phenol t. See *Allen's t., Berthelot's t, Davy's t., Eijkman's t., Hauke and Koessler's t., Jacquemin's t., Penzoldt's t., Plugge's t.*

phenolphthalein t. (*for blood*)· Boil a thin fecal suspension, cool and add it to half as much reagent (made by dissolving 1 to 2 gm. of phenolphthalein and 25 gm. of potassium hydroxid in water. Add 10 gm. of metallic zinc and heat until decolorized). A pink color indicates the presence of blood.

phenolsulphonephthalein t. See *phenolsulphonephthalein.*

phenoltetrachlorphthalein t. (*for liver function*): Phenoltetrachlorphthalein is injected intravenously, and normally it appears in the feces, being excreted by the liver with the bile, and giving a bright color to the feces. A drop in the normal excretion of this substance points to liver injury

phenylhydrazin t. See *Kowarsky's t.* and *von Jaksch's t.* (2).

phloridzin t. (*for renal insufficiency*): The bladder is emptied and a hypodermic injection given of a mixture of 5 to 10 gm. each of sodium carbonate and phloridzin. Sugar will appear in the urine within half an hour if the kidney is healthy. If only a small quantity of sugar appears, there is probably renal insufficiency; if none at all, then serious kidney disease probably exists.

phloroglucin t. (*for galactose, pentose, and glycuronates in urine*). A solution of phloroglucin in hydrochloric acid is added to the urine and warmed, a red color forming if suspected substances are present.

phosphoric acid t. See *Malot's t., Mitcherlich's t.*

phthalein t. See *phenolsulphonephthalein.*

picric acid t.: 1. (*For creatinin.*) See *Jaffé's t.* 2. (*For sugar.*) See *Benedict's t.*

picrotoxin t. See *Becker's t.*

pineapple t. (*for butyric acid in stomach*): A few drops of sulphuric acid and alcohol are added to a dried ethereal extract of the gastric juice. If butyric acid is present, an odor of pineapple will be given off, caused by the formation of ethyl-butyrate.

pine wood t. (*for indol*): A pine splinter moistened with concentrated hydrochloric acid is turned cherry red by a solution of indol.

Piorkowski's t. (*for typhoid bacilli*): Alkaline urine is boiled with a small amount of peptone and gelatin. The filtered product is sterilized

and inoculated with the suspected substances. Plate cultures are made. Typhoid colonies will develop in twenty-four hours.

Piotrowski's t. See *biuret t.* (1).

Piria's t. (*for tyrosin*): Moisten the suspected material with strong sulphuric acid and warm it; then dilute and warm it again; neutralize it with barium carbonate, filter, and add ferric chlorid in dilute solution: if tyrosin is present, a violet color is seen, which is destroyed by an excess of ferric chlorid.

Pirquet's t. See *Pirquet's reaction*, under *reaction.*

Plugge's t. (*for phenol*) A dilute solution containing phenol becomes red on mixture with a mercuric-nitrate solution containing a trace of nitrous acid; mercury is also precipitated and the odor of salicylol is given off.

Poehl's t. (*for determining the presence of the cholera bacillus*). Add 10 drops of concentrated sulphuric acid to 7 c c. of the pure culture, when a rose color will be formed, deepening to a purple.

Pohl's t. (*for globulins*): These substances are precipitated from solution by ammonium sulphate.

Politzer's t. (*for deafness in one ear*): When a tuning-fork is placed in front of the nares it is heard only by an unaffected ear during deglutition.

Pollacci's t. (*for albumin in urine*): Dissolve in 100 c.c. of water 1 gm. of tartaric acid, 5 gm. of mercuric chlorid, and 10 gm. of sodium chlorid, and add 5 c.c. of a 40 per cent. solution of formaldehyd. This solution added to urine will cause coagulation of albumin in a white zone.

polyuria t. See *Albarran's t.*

Porges-Meier t. (*for syphilis*): A 1 per cent. emulsion of lecithin in physiologic salt solution is mixed with an equal volume of blood-serum and allowed to stand for five hours. Blood-serum from the patient to be tested is added, when the lecithin will be precipitated if the patient has syphilis.

Porges-Salomon t. (*for syphilis*): A 1 per cent. sodium glycocholate solution is mixed with an equal volume of clear activated serum from the patient. If the serum is syphilitic, distinct flocculi will appear at the top of the fluid.

Porter's t.: 1. (*For excess of uric acid.*) The upper portion of the urine is boiled in a test-tube and a few drops of 4 per cent. acetic acid are added; in a few hours crystals of uric acid will form just below the surface. 2. (*For indican.*) 10 c.c. of urine are shaken with an equal amount of hydrochloric acid and 5 drops of a 0 5 per cent. solution of potassium permanganate; add 5 c.c. of chloroform and shake. A purple color with a deposit of blue matter indicates indican.

Posner's t.: 1 (*For the source of albumin in urine*) A 24-hour sample of urine is preserved with formalin, shaken, and the leukocytes counted in the blood-counting chamber—100,000 leukocytes per 2 c.c. of urine indicates 0.1 per cent. of albumin. In this case the albumin is probably due solely to the pus. If albumin is present in greater proportion than this, it is probably due to Bright's disease. 2. (*For proteins.*) Posner makes a ring biuret test by mixing the potassium hydroxid solution and the unknown and then stratifying very dilute copper sulphate solution on top of the mixture.

potassium iodid t. (*for renal function*): The patient receives 0.5 gm of potassium iodid in solution by mouth, and the urine is tested every two hours for iodin. If iodin secretion is prolonged beyond sixty hours, excretion through the renal tubules is indicated.

precipitin t. See *serum t.*

Prendergast's t. (*for typhoid fever*): Intradermal injection of 5 mg. of typhoid vaccine In the non-typhoid patients there develops within twenty-four hours an area of redness about the site of the injection, while in the typhoid patient there is no reaction.

protein t. See *acetic acid and potassium thiocyanid t., Acree and Rosenheim's t., Adamkiewicz's t., Bardach's t., Burchard-Lieberman t., coagulation t., Ehrlich's t., furfurol t, Gies's t., Grigg's t., glyoxylic acid t., Hopkins-Cole t., Kantor and Gies's t., Kober's t, Lieberman's t., Mandel's t., Michailow's t., Millon's t., Molisch's t., para-dimethylamino-benzaldehyd t, Petri's t., Piotrowski's t., Reich's t., Schulte's t., Schultz's t., sulphur t., triketohydridene hydrate t., von Aldor's t., xanthoproteic t.* See also *albumen t.*

protozoan t.: The use of protozoan protoplasm as a test for pathologic tissue change, by observing the rate of reproduction of cultures of paramecium bred on normal and pathologic tissue.

Purdy's t. (*for glucose*) See *Purdy's fluid*, under *fluid.*

purin bodies t. See *Cook's t.*

pus t. See *Donne's t.*

pyramidon t. (*for occult blood in feces*): A small portion of the feces is stirred up in 3 to 4 c.c. of distilled water and filtered. To the filtrate add 3 or 4 c.c. of a 90 per cent. alcoholic solution of pyramidon and several drops of a 30 per cent. acetic acid with hydrogen peroxid. A violet blue color indicates occult blood.

pyridin t. See *Anderson's t.*

pyrocatechin t. See *Brieger's t.*

quinin t. See *André's t., Binz's t., Brande's t., thalleioquin t.*

Quinlan's t. (*for bile*): A 3 mm. layer of the suspected liquid is examined by the spectroscope: if bile is present, some of the violet color of the spectrum will be absorbed.

Raabe's t. (*for albumin*): Filter the urine into a test-tube and drop a crystal of trichloracetic acid into it: albumin will form a white ring about the crystal; uric acid may form a similar ring, but it is not so well defined.

Rabuteau's t.: 1 (*For hydrochloric acid in urine.*) Add a little indigosulphonic acid to color the urine, and sulphurous acid to decompose what hydrochloric acid may be present the urine will be decolorized. 2. (*For hydrochloric acid in stomach contents*) 1 gm. of potassium iodate and 0 5 gm. of potassium iodid are added to 50 c c of starch mucilage, and the filtered stomach liquids are added to it. free hydrochloric acid will render the mixture blue.

Ralfe's t.: 1. (*For acetone in urine*) Boil 4 c c. of liquor potassæ with 1.5 gm. of potassium iodid; overlay it with 4 c.c. of urine: a yellow ring with specks of iodoform appears at the plane of contact. 2. (*For peptones in urine*) Put 4 c c. of Fehling's solution in a test-tube and overlay it with urine: a rose-colored ring shows the presence of peptones.

Randolph's t. (*for peptones in urine*) Add 2 drops of a saturated solution of potassium iodid and 3 drops of Millon's reagent to 5 c.c. of cold and slightly acid urine a yellow precipitate shows the presence of peptones.

Raygat's t. See *hydrostatic t.*

Reach's t. (*for hydrochloric acid in gastric juice*): Barium iodate and bismuth oxyiodate are given, which are decomposed by hydrochloric acid with the liberation of iodin The saliva is then tested for iodin.

reckoning t.: A mental test, consisting in requiring the patient to add in pairs a series of numbers. The total number of sums accomplished per minute indicates the patient's capacity for mental work, while their accuracy indicates the patient's fixed associations and power of attention.

Rees's t. (*for albumin*): Small amounts of albumin are precipitated from solution by tannic acid in alcoholic solution.

Rehfuss's t.: A test for studying gastric secretion. By means of a specially devised tube (*Rehfuss tube*) inserted into the stomach imme-

diately after an Ewald test-meal a specimen of the contents is drawn off at fifteen-minute intervals until the close of digestion. Each specimen is examined and the results are plotted in a graphic curve, the abscissa of which is the number of minutes at which the gastric contents were removed, and the ordinate the number of cubic centimeters of decinormal sodium hydroxid solution necessary to titrate the free acidity and the total acidity of the gastric contents.

Reichl's t. (*for proteins*): Add 2 or 3 drops of an alcoholic solution of benzaldehyd and a quantity of sulphuric acid previously diluted to twice its volume with water; then add a few drops of ferric sulphate solution. The mixture will sooner or later take on a deep blue color.

Reinsch's t.: 1. (*For arsenic.*) Acidulate the liquid with HCl, insert a strip of clean copper, and boil; if arsenic is present, a gray or bluish film of copper is deposited. Remove the copper, wash, dry, insert in a long glass tube, and heat. The arsenic sublimes to the cooler parts of the tube as octahedral crystals. 2. (*For mercury in urine.*) Acidify the urine with HCl and place in it a piece of clean copper foil. After twelve to twenty-four hours remove foil, wash, and dry, introduce into a tube, and distil off the mercury as in the arsenic test.

Remont's t. (*for salicylic acid*). Make the milk acid with sulphuric acid, extract the salicylic acid with ether, and identify it by the purple or violet color produced on the addition of ferric chlorid.

renal function t. See *indigocarmin t.*, *lactose t.*, *methylene blue t.*, *phloridzin t.*, *phthalein t.*, *potassium iodid t.*, *Rowntree and Geraghty's t.*, *Simonelli's t.*, *urea concentration t.*, *Wohlgemuth's t.*

rennin t. See *Riegel's t.*

Reoch's t.: 1. (*For albumin.*) Same as *MacWilliams's t.* 2 (*For free HCl in stomach contents.*) Add to the suspected substance a mixture of iron and quinin citrate and potassium sulphocyanid; if free HCl is present, a red coloration is produced.

resorcinol t. (*for hydrochloric acid*). See *Boaz's t.*

resorcinol-hydrochloric acid t. (*for levulose*). See *Seliwanoff's t.*

resorption skin t. Same as *hydrophilia skin t.*

Reuss's t. (*for atropin*): The substance examined is treated with sulphuric acid and oxidizing agents: if atropin is present, an odor of roses and orange-flowers is given off.

Reynold's t. (*for acetone*): To the liquid to be examined add freshly prepared mercuric oxid; shake and filter, overlay the filtrate with ammonium sulphid, when it is turned black.

Rieckenberg's t. See under *phenomenon.*

Riegel's t. (*for rennin*). To 10 c.c. of milk there is added 5 c.c. of neutral gastric juice; this is incubated fifteen minutes, when coagulation will occur if rennin is present

Riegler's t.: 1. (*For albumin.*) 10 gm. of beta-naphthol-sulphonic acid are dissolved in 200 c.c. of distilled water and filtered; 5 c.c. of urine are treated with 20 to 30 drops of solution. Turbidity shows the presence of albumin. 2. (*For hydrochloric acid in the gastric juice.*) Congo-red is changed to blue if hydrochloric acid is present. 3. (*For glucose.*) Place in a test-tube 0.1 gm. of phenyl-hydrazin hydrochlorid, 0.25 gm of sodium acetate, and 20 drops of the urine. Heat to boiling. Add 10 c.c. of a 3 per cent solution of potassium hydroxid and gently shake the tube. A red color indicates sugar.

Rimini's t. Same as *Burnam's t.*

ring t.: 1. (*For glanders.*) See *Könew's t.* 2. (*For protein.*) See *Heller's t.*, *Roberts's t.*, *Posner's t.*

Rinne's t.: A tuning-fork is held alternately before the ear and over the mastoid process. if the sound is heard better before the ear, the air conductivity is better than the bone conductivity, and vice versâ

Rivalta's t. See *Rivalta's reaction*, under *reaction.*

Roberts's t.: 1. (*For albumin.*) Underlay the urine with a mixture containing 5 parts of saturated solution of magnesium sulphate and 1 part of nitric acid; a white ring or layer forms at the plane of junction. 2. (*For glucose.*) Determine the specific gravity of the urine at a certain temperature; add a little tartaric acid and some yeast; after twenty-four hours filter and again find the specific gravity. Each degree of density lost represents a grain of glucose in a fluidounce of the urine.

Roffo's t.: To 2 c.c. of fresh centrifugalized blood-serum are added 5 drops of a 5 per cent. solution of neutral red. The normal yellow of the serum changes to red if the subject has cancer.

Roger-Josué t. See *blister t.*

Ronchese t. (*for quantitative determination of ammonia in urine*) One based on the action of formalin on the ammonia salts. A 10 per cent. solution of sodium carbonate is added, a drop at a time, to the urine until the reaction becomes neutral. The formalin (40 per cent.) is neutralized with a one-fourth normal soda solution against phenolphthalein until a slight pink tint develops. Then 25 c.c. of the neutral urine and 10 c.c. of the neutral formalin are mixed and titrated against decinormal soda solution until a deep pink develops. The calculation is simple: 1 c.c. of the decinormal soda solution for 100 c.c. of urine corresponds to 0.017 gm. ammonia in 1000 c.c. of urine.

Rose's t. (*for blood*): The scrapings from a blood-stain are boiled in dilute caustic potassa when examined the liquid will show a greenish color in a thin layer and a red color in a thicker layer

Rosenbach's t. (*for indigo-red*): Boil with nitric acid, and a blue color will be formed.

Rosenbach-Gmelin t. (*for bile-pigment*): Filter the urine through a very small filter; put a drop of nitric acid with a trace of nitrous acid on the inside of the filter, when a pale-yellow spot will appear, surrounded with yellowish-red, violet, blue, and green rings.

Rosenheim's t. (*for cholera*): Add iodopotassium iodid solution (2 gm. of iodin and 6 gm. of potassium iodid in 100 c.c. of water) to an alcoholic extract of the material. Dark brown plates and prisms may be seen with a microscope if cholera is present.

Rosenheim-Drummond t. (*for viatmin A*): Dissolve 1 or 2 drops of cod-liver oil in about 5 c.c. of an anhydrous fat solvent. Add 1 drop of concentrated sulphuric acid. A temporary deep violet color indicates vitamin A.

Rosenthal's t.: 1. (*For blood in urine*): Add caustic potash to the urine, remove the precipitate and dry it, a small amount is placed on a slide with a crystal of sodium chlorid; apply a cover-glass and cause a few drops of glacial acetic acid to flow under it; warm the plate, and when it is cool hemin crystals will appear if blood is present. 2. A modification of the phenoltetrachlorphthalein test in which the amount of the dye which remains in the blood at definite periods after injection of 5 mg. per kilogram of body weight. The normal liver will remove most of the dye from the blood in fifteen minutes and all of it within an hour.

Rosin's t. (*for indigo-red*): Render the liquid alkaline with sodium carbonate and extract with ether. this is colored red.

Ross's t. (*for syphilis*): To a 2 per cent. agar solution (5 c.c.) add 0.4 c.c. of Unna's polychrome blue, 0.4 c.c. of a 5 per cent. aqueous solution of sodium, bicarbonate, and 4.2 c.c. of sterile water. This is poured in a thin layer on a slide, and when it has solidified, the material to be examined is placed on a cover-glass and dropped on the slide, if spirochetes are present they are stained. Called also *film test* and *thick-film t.*

Ross-Jones t. (*for excess of globulin in cerebrospinal fluid*): 1 c.c. of cerebrospinal fluid is floated over 2 c.c. of concentrated ammonium sulphate solution;

excess of globulin produces a fine white ring at the line of junction.

Rossel's aloin t. (*for blood in stools*): About 1 dram of the feces is put in a test-tube and extracted with 5 to 10 c.c. of ether to remove the fat. After pouring off the ether the feces are thoroughly shaken up with 5 c.c. of glacial acetic acid. The acid is then poured into another test-tube and extracted with 5 to 10 c.c. of ether. The test is then made with this ether. To that ether are added 20 to 30 drops of old oil of turpentine and 10 to 15 drops of a 1 to 4 per cent. solution of Barbados aloin in 60 to 70 per cent. alcohol. In the presence of blood the mixture takes on a light red color, turning to bright cherry red in about ten minutes.

Rothera's t. (*for acetone*). To 5 c.c. of urine add a little solid ammonium sulphate and add 2 to 3 drops of a fresh 5 per cent. solution of sodium nitroprussid and 1 to 2 c.c. of concentrated ammonium hydrate. A permanganate color forms if acetone is present.

Roussin's t., microscopical examination of suspected blood-stains.

Rowntree and Geraghty's t.: The phenolsulphonephthalein test. See under *phenolsulphonephthalein.*

Rubin's t.: A test for patency of the fallopian tubes made by transuterine insufflation with carbon dioxid. If the tubes are patent the gas enters the peritoneal cavity and may be demonstrated by the fluoroscope or roentgenogram. This subphrenic pneumoperitoneum causes pain in both shoulders of the patient. If the manometer registers not over 100 mm. Hg. the tubes are patent; if between 120 and 130, there is stenosis or stricture but not complete occlusion; if it rises to 200, the tubes are completely occluded.

Rubner's t.: 1. (*For carbon monoxid in blood.*) Shake the blood with 4 or 5 volumes of lead acetate in solution: if the blood contains CO, it will retain its bright color; if not, it becomes a chocolate brown. 2. (*For lactose, glucose, maltose,* and *levulose.*) Add lead acetate to the urine, boil, and then add an excess of ammonium hydroxid. Lactose gives a brick-red color; glucose gives a coffee-brown color; maltose gives a light yellow color; and levulose gives no color at all.

Ruge and Phillipp's t.: A test for the virulence of microörganisms based on their ability to survive and multiply in the patient's blood in vitro.

Ruhemann's t. (*for uric acid in urine*). See *Ruhemann's method,* under *method.*

Rumpel-Leede t. See *Rumpel-Leede phenomenon,* under *phenomenon.*

Russo's t. See *Russo's reaction,* under *reaction.*

Ruttan and Hardisty's t. (*for blood*): Blood in the presence of a 4 per cent. glacial acetic acid solution of orthotolidin and hydrogen peroxid gives a bluish color.

Ryan's skin t.: A test for fatigue by making, with a blunt instrument, a stroke on the skin of the forearm and noting by means of a stop-watch the time that elapses between the moment of stimulation and the moment at which the white streak thus produced begins to fade. The time is shorter in fatigued persons.

saccharimeter t.: Dextrose in solution rotates the plane of polarized light to the right, while levulose turns it to the left.

Sachs-Georgi t.: A precipitation for syphilis; the addition of 1 c.c. of a solution of cholesterinized alcoholic extract of human or beef heart (1 part) and 0.9 per cent. sodium chlorid solution (9 parts) to 0.3 c.c. of syphilitic serum will cause a flocculent precipitation. Called also *flocculation t.*

Sachsse's t. (*for sugar in the urine*): A solution of 18 gm. of red iodid of mercury, 25 gm. of potassium iodid, 80 gm. of potassium hydroxid, in water enough to make a liter: sugar, if present, causes a black precipitate.

safranin t. (*for sugar in the urine*): Add normal sodium hydroxid solution to an equal quantity of urine, add safranin, and heat to 180° F., when the safranin will be dissolved if sugar is present.

Sahli's t. (*for motive and digestive power of stomach*): The patient is fed a soup made of definite amounts of water, flour, butter, and salt, and in an hour the stomach-contents are removed. The amount of fat present shows how much of the meal has been digested, and the acidity indicates how much the stomach has secreted.

Sahli's desmoid t. See *desmoid reaction,* under *reaction.*

Sahli's glutoid t. (*for digestive function*): A glutoid capsule containing 0.15 gm. of iodoform is taken with an Ewald breakfast. The capsule is not digested by the stomach fluid, but is readily digested by pancreatic juice. Appearance of iodin in the saliva and urine within four to six hours indicates normal gastric motility, normal intestinal digestion, and normal absorption. Glutoid capsules are prepared by soaking gelatin capsules in formalin.

Sahli-Nencki t. (*for lipolytic activity of the pancreas*): The administration of salol, which is to be excreted as salicylic acid.

salicylaldehyd t. (*for acetone*). See *Frommer's t.*

salicylic acid t. See *Remont's t., Siebold and Bradbury's t.*

Salkowski's t.: 1. (*For CO in the blood.*) Add to the blood 20 volumes of water and sodium hydroxid in solution (specific gravity, 1.34). If CO is present, it becomes cloudy and then red; flakes of red afterward float on the surface. 2. (*For cholesterin.*) Dissolve in chloroform and add an equal volume of strong sulphuric acid: if cholesterin is present, the solution becomes bluish-red, and slowly changes to a violet-red; the sulphuric acid becomes red, with a green fluorescence. 3. (*For indol.*) To the solution to be tested add a little nitric acid, and drop in slowly a solution of potassium nitrite (2 per cent.). a red color shows that indol is present, and a red precipitate is afterward formed. 4. (*For glucose*) A modified form of Trommer's test 5 (*For creatinin.*) To the yellow solution obtained in Weyl's test add an excess of acetic acid and heat. A green color results, which turns to blue.

Salkowski-Ludwig t. (*for uric acid*): A solution of silver ammonionitrate and ammonium and magnesium chlorids precipitates uric acid.

Salkowski and Schipper's t. (*for bile-pigments*): To 10 c.c. of the unknown add 5 drops of a 20 per cent. solution of sodium carbonate and 10 drops of a 20 per cent. solution of calcium chlorid. To the precipitate add 3 c.c. of alcohol containing 5 per cent. of strong hydrochloric acid and a few drops of sodium nitrite. Heat. A green color indicates bile pigments.

salol t. See *Ewald's t.* (2).

Salomon's t.: Testing of the stomach washing by Esbach's test for albumin, after twenty-four hours without protein food. The presence of albumin indicates ulcerative cancer.

salvarsan t. See *Abelen's t.*

sand t. (*for bile and hemoglobin in urine*): A layer of white sand is spread on a plate and on this is poured some of the urine. If the urine contains pigments, a spot is left on the sand, which is brown with hemoglobin and greenish with bile-pigment. Called also *Lipp's t.*

Saundby's t. (*for blood in feces*): To a small quantity of feces in a test-tube 10 drops of a saturated benzidin solution are added. To this are added 30 drops of hydrogen peroxid solution, when a dark blue color will develop if blood is present.

scarification t. See *Pirquet reaction,* under *reaction.*

Schalfijew's t. (*for blood*): Treat defibrinated

blood with excess of glacial acetic acid, heat to 80° C., cool, and examine for hemin crystals.

Scherer's t.: 1. (*For inosite.*) Evaporate on platinum foil with nitric acid; add ammonia and a single drop of calcium chlorid in solution; reëvaporate to dryness: a rose-red coloration indicates the presence of inosite. 2. (*For leucin.*) Evaporate with care on platinum foil; moisten with sodium hydroxid: warming develops a pale-yellow or brown color, and evaporation changes the substance to an oily drop. 3. (*For tyrosin.*) Treat with nitric acid and dry with care on platinum foil; the formation of nitrotyrosin nitrate renders it yellow, and caustic soda changes the color to reddish yellow.

Schick t.: Intracutaneous injection of a quantity of diphtheria toxin equal to one-fiftieth of the minimal lethal dose diluted in salt solution. Since one-thirtieth of a unit of antitoxin per cubic centimeter of blood is sufficient to neutralize this amount of toxin, if the patient has less than this amount the toxin is not neutralized, and an area of inflammation is produced on the skin at the site of the injection. The test is a measure of immunity to diphtheria.

Schiff's t.: 1. (*For carbohydrates in urine.*) Make warm and add sulphuric acid; expose to the fumes of the urine a paper dipped in a mixture of equal volumes of xylidin and glacial acetic acid with alcohol and dried: the paper becomes red if carbohydrates are present. 2. (*For cholesterol.*) Add a reagent composed of 2 parts of sulphuric acid with 1 part of a dilute solution of ferric chlorid; evaporate to dryness and a violet color is produced. 3 (*For cholesterol.*) Evaporate with nitric acid and add ammonia; a red color not changed by alkalis is produced. 4. (*For allantoin and urea.*) Add a solution of furfurol in hydrochloric acid; a yellow color appears, turning to purple and then to a brownish black. 5. (*For uric acid.*) Treat silver nitrate paper with an alkaline solution of the suspected substance; a brown stain shows the presence of uric acid. 6. (*For formaldehyd in milk.*) The solution consists of an aqueous solution of magenta, 40 c c ; distilled water, 250 c.c.; aqueous solution of sodium bisulphite, 10 c.c.; pure concentrated sulphuric acid, 10 c.c., which is allowed to stand until it is colorless; 2 c c. of this solution are added to a test-tube two-thirds full of milk. If formaldehyd is present, a pink or lilac color will appear in from thirty to sixty seconds.

Schlesinger's t. (*for urobilin*): To about 5 c.c. of the urine in a test-tube add a few drops of Lugol's solution to transform the chromogen into the pigment. Now add 4 or 5 c.c. of a saturated solution of zinc chlorid in absolute alcohol and filter. A greenish fluorescence, best seen when the tube is viewed against a black background and the light is concentrated upon it with a lens, shows the presence of urobilin. Bile-pigment, if present, should be removed by adding about one-fifth volume of 10 per cent. calcium chlorid solution and filtering

Schmidt's t.: 1. (*For bile.*) Particles of fresh feces are rubbed up with concentrated aqueous solution of corrosive sublimate in a glass dish. After standing covered for twenty-four hours the matter is examined, bilirubin appearing as green particles, hydrobilirubin as red ones. 2. (*For sugar.*) Lead acetate is added and precipitated with ammonia; on heating, the white precipitate remains unchanged if saccharose or milk-sugar is present; but if glucose is present, an orange tint is seen. 3. (*For proteolytic pancreatic function.*) See *nucleus t.* 4. (*For intestinal indigestion.*) The patient is placed upon a definite diet. After a few days the feces are examined for fermentation. If this occurs within forty-eight hours it points to the imperfect intestinal digestion of starch. 5. (*For digestive function of the stomach.*) A test based upon the fact that when the gastric secretion is absent or greatly diminished, connective-tissue masses appear in the stool after eating raw chopped meats.

Schoenbein's t.: 1. (*For blood*) Blue coloration obtained by adding hydrogen peroxid to tincture of guaiac mixed with suspected blood. 2. (*For copper.*) A solution containing a copper salt becomes blue if potassium cyanid and tincture of guaiac be added.

Schroeder's t. (*for urea*): Add a crystal of the substance to a solution of bromin in chloroform: the urea will decompose and gas will be formed.

Schulte's t. (*for proteins*): Remove all coagulable protein, precipitate with six volumes of absolute alcohol, dissolve the precipitate in water, and apply the biuret test.

Schultz-Charlton t. See under *reaction.*

Schultze's t.: 1. (*For cellulose.*) Iodin is dissolved to saturation in a zinc-chlorid solution (specific gravity, 1.8), and 6 parts of potassium iodid are added: this reagent colors cellulose blue. 2. (*For cholesterin.*) Evaporate with nitric acid, using a porcelain dish and water-bath. If cholesterin is present, a yellow deposit is formed, which changes to yellowish-red when ammonia is added. 3. (*For proteins.*) To a suspected solution add a very little of a dilute solution of cane-sugar and concentrated sulphuric acid; keep it at 60° C., and a bluish-red coloration is produced.

Schultze's indophenol-oxydase t. See *indophenol t.*

Schumm's t. Same as *benzidin t.*

Schürmann's t. (*for syphilis*): To 0.1 c.c. of blood-serum of the patient there is added enough physiologic salt solution to make 3 or 4 c.c.; to this is added 1 drop of perhydrol and the fluid is mixed with 0.5 c c. of a reagent consisting of 0.5 c.c. of phenol, 0.62 c.c. of 5 per cent. aqueous ferric chlorid solution, and 34.5 c.c. of distilled water. Normal blood-serum gives a slight green ring at the junction of the two fluids, which disappears on shaking, the mixture remaining clear. Syphilitic serum gives a dark-brown color at the junction, and on shaking the mixture appears very dark.

Schwabach's t. (*for the condition of the sound-conducting and sound-perceiving apparatus*): Measurement of the time during which a series of tuning-forks are heard by air-conduction and by bone-conduction.

Schwartz-McNeil t.: A complement-fixation test for gonorrhea in which the antigen is an autolysate of a large number of strains of gonococci.

Schwarz's t.: 1. Heat the substance with charcoal: the odor of mercaptan indicates the presence of sulphonal. 2. (G. Schwarz) (*For digastric function of stomach.*) With a test breakfast there is administered a capsule of gold-beaters' skin containing 4 gm. of bismuth carbonate and 0.25 gm. of neutral pepsin. The patient is then examined fluoroscopically. At first the capsule appears as a circular sharply defined area, but if it is dissolved by the stomach juice the area becomes a broad band. If the shadow of the capsule remains unchanged after five hours, anacidity of the stomach is indicated. Called also *fibroderm bismuth-capsule t.*

Scivoletto's t. (*for hydrochloric acid in urine*): Dip filter-paper in starch paste and dry; sprinkle it with urine and dry; hang it in a flask containing strontium acetate in solution: a blue color indicates the presence of the acid.

sedimentation t.: 1. Same as *agglutination t.* 2. See *erythrocyte sedimentation reaction*, under *reaction.*

Seidel's t. (*for inosite*): Evaporate in a platinum crucible with nitric acid, and treat with ammonia and strontium acetate in solution: inosite, if present, causes a green coloration and a violet precipitate.

Seliwanoff's t. (*for fructose in urine*): To the urine is added an equal volume of hydrochloric acid con-

taining resorcinol in the following proportion: 0.5 resorcinol, 30 c.c. water, and 30 c.c. concentrated hydrochloric acid. Formation of a Burgundy-red color after heating indicates fructose.

Sellards's t. (*for acidosis*): The patient is given 5 gm. of sodium bicarbonate, dissolved in water, by mouth, every two or three hours until the urine, passed before each dose, becomes neutral or faintly alkaline. Tolerance of 20–30 gm. shows moderate acidosis; tolerance of from 75–100 gm. indicates distinct acidosis. Called also *bicarbonate tolerance t.*

semen t. See *Barberio's t., Florence's t.*

Senn's t.: The introduction of hydrogen into the intestines by the rectum as an aid in the diagnosis of intestinal perforations.

sero-enzyme t. Same as *Abderhalden's t.*

serum t. (*for human blood*): Human blood-serum is injected several times, at intervals, into a rabbit. The suspected specimen is dissolved in physiologic salt solution and added to the serum of a rabbit treated in the above way. The serum will become clouded if the suspected specimen is human blood. Called also *biologic t., precipitin t., Bordet t.,* and *Uhlenhuth's t.*

Sgambati's t. See *Sgambati's reaction,* under *reaction.*

shadow t. See *retinoscopy*

Shear's t. (*for vitamin D*): To the oil add an equal volume of acid anilin (1 part concentrated HCl and 15 parts anilin). Mix and boil. A green color changing to red indicates vitamin D.

Sherer's t. (*for pure leucin*): A small portion of leucin with a few drops of nitric acid are evaporated on platinum foil. The transparent residue turns a brownish color on the addition of a caustic alkali. When the mixture is concentrated, an oil-like drop is obtained.

Siebold and Bradbury's t. (*for salicylic acid in urine*). Alkalinize with potassium carbonate; add a solution of lead nitrate in excess; filter, and add a dilute solution of ferric chlorid, when a violet color will be produced.

Siewer's t. Same as *Ewald's t.* (2).

sigma t. See *sigma reaction,* under *reaction.*

silver t. (*for glucose in the urine*): Boil it with silver nitrate solution and an excess of ammonia: metallic silver will be deposited. Tartaric acid and aldehyd also produce this reaction.

Simonelli's t. (*for renal inadequacy*): Iodin is administered and the urine and saliva tested for iodin. If iodin does not appear in the urine at the same time as in the saliva, the kidneys are diseased.

skatol t. See *Ciamician and Magnanini's t., Herter's t., Kondo's t., nitroso-indol t.*

skin t. See *cutaneous reaction,* under *reaction.*

Smith's t. (*for bile-pigments*): Overlay the suspected liquid with tincture of iodin diluted 1:10; a green ring or plane appears at the junction of the two liquids in the tube.

Soldaini's t. (*for glucose in the urine*): Dissolve 15 gm. of copper carbonate and 416 gm. of potassium bicarbonate in 1400 c.c. of water for a reagent; two parts of urine are boiled with 1 part of the reagent. A yellow precipitate of copper suboxid shows the presence of glucose.

Solera's t. (*for thiocyanates*): Saturate filter-paper with ½ per cent. starch-paste containing 1 per cent. of iodic acid. Dry and preserve as test paper. A piece of this paper moistened with saliva will turn blue if thiocyanate be present.

Sonnenschein's t. (*for strychnin*): The substance is dissolved in a drop of sulphuric acid, some cerosoceric oxid is added, and stirred with a glass rod. A deep blue color is formed, changing to violet, and finally to cherry red.

soy-bean t. See *urease t.*

Spiegler's t. (*for albumin*): Acidulate with acetic acid and filter; prepare a reagent with 8 gm. of mercuric chlorid, 10 gm. of sodium chlorid, and 4 gm. of tartaric acid in 200 c.c. of water and 20 c.c. of glycerin; overlay the reagent with the filtrate. If albumin is present, a white ring appears at the junction of the liquids.

Spiro's t.: 1. A test for the determination of ammonia and urea, embracing a combination of Folin's method for urea and the Mörner-Sjoqvist method for urea. 2. (*For hippuric acid.*) Warm the unknown with acetic anhydrid anhydrous sodium acetate and benzaldehyd. Cool, and crystals of phenyl-amino-cinnamic acid-lactimid form.

sponge t.: A test performed by passing a hot sponge up and down the spine; if any lesion of the spine is present, pain is felt as the sponge passes over its locality.

Stanford t.: A modified Binet test.

Stange's t.: After a few preliminary deep inspirations, the patient takes a deep breath and holds it as long as possible; unless he can hold it for at least thirty seconds he is not a good anesthetic risk.

starch t. See *iodin t.*

station t.: A test for disturbances of coördination, made by placing the patient in an erect posture, with the heels and toes of the two feet together; if the swaying of the body is beyond normal, coördination is defective.

Stein's t.: Inability to stand on one foot with the eyes shut: seen in disease of the labyrinth.

Stern's t.: A modification of the Wassermann test by using fresh active serum and the patient's complement, and overcoming non-specific reactions by two-fifths to one-fifth of the usual dose of extract and three or four times the amboceptor unit.

Stewart's t.: Estimation of the amount of collateral circulation, in aneurysm of the chief artery of a limb, with a calorimeter.

Stock t. (*for acetone in urine*): The distillate of the urine is used. From 50 to 100 c.c. of urine are made acid by the addition of either acetic, hydrochloric, or sulphuric acid. The first 10 c.c. of distillate will contain all the possible acetone. About 1 inch of the distillate is placed in a test-tube, a drop or two of a 10 per cent. solution of hydroxylamin hydrochlorid are added, and sufficient sodium hydroxid or carbonate to render the solution alkaline to liberate hydroxylamin; the mixture is shaken and a couple of drops of pyridin are added and the mixture shaken; then 1 inch of ether is added and the mixture shaken. Bromin water is then added drop by drop, with mixing, until the ether layer becomes yellow; then a few drops of strong hydrogen peroxid are added; if acetone is present the ether will turn a distinctive green blue.

Stokes's t. (*for oxyhemoglobin*): Prepare a reagent by dissolving ferrous sulphate, adding tartaric or citric acid, and alkalinizing with ammonia. This reagent reduces hemoglobin.

Stokvis's t. (*for bile-pigment*): With 25 c.c. of urine mix 8 c.c. of a 1 5 zinc-acetate solution; wash the precipitate in water on a filter, and dissolve in ammonia-water. Filter again, and in a short time the filtrate shows a bluish-green tint.

Storck's t. (*for human milk*): The ferment of human milk will decompose hydrogen dioxid.

Strassburg's t. (*for bile acids in albumin-free urine*): Add cane-sugar to the urine; dip filter-paper into it and dry. A drop of sulphuric acid on the paper will cause a red or violet spot if bile acids are present.

Strauss's t. (*for lactic acid in stomach*): Extract the lactic acid from the stomach contents by means of ether. To the ether add distilled water and a little ferric chlorid; a green color indicates lactic acid.

Strauss's biologic t. (*for glanders*). See *Strauss's reaction*, under *reaction*.

Struve's t. (*for blood in the urine*): Alkalinize the urine and add tannic and acetic acids until the reaction becomes acid and a dark precipitate is formed. When this is dried, crystals of hemin may be obtained from it by adding ammonium chlorid and glacial acetic acid.

strychnin t. See *Allen's t., Wenzell's t.*

sugar t. See *osazone t.* and *glucose t.*

Sullivan's t. (*for cystein*): To 1 or 2 c.c. of the unknown solution add 1 to 2 drops of an 0.5 per cent. solution of 1-2-naphthoquinone-4-sodium sulphonate and then 5 c.c. of a 20 per cent. sodium thiosulphate made up in 0.25 normal sodium hydroxid. A brilliant red color indicates a free SH group, cystein rather than cystin.

sulphonal t. See *Schwartz's t.*

sulphur t. (*for proteins*): The suspected liquid is heated with an excess of sodium hydroxid and a small quantity of acetate of lead. If proteins are present, a black precipitate of lead sulphid is formed.

syphilis t. See *Bruck's t., butyric acid t., Emanuel and Cutting's t., Fornet's t., Hecht's t., Hennebert's t., Herman and Perutz's t., Jacobsthal's t., Landau's t, luetin t., MacDonagh's t., mastic t., Noguchi's t., Porges and Meyer's t., Porges and Solomon's t., Ross's t., Sachs and Georgi's t., Schuerman's t., Stern's t., thick film t., Vernes's t, Wassermann's t., Weil's t.* See also the following under *reaction: compluetic r., Jarisch-Herxheimer r., Klausner's r., luetin r., Noguchi's r, Noguchi's luetin r., pallidin r, Perutz's r, Wassermann's provocative r.*

Szabo's t. (*for HCl in the stomach contents*): Add to the suspected liquid a reagent containing equal parts of a 0.5 per cent. solution of sodioferric tartrate and ammonium sulphocyanid. If HCl is present, the reagent is changed from a pale yellow to a brownish red.

tannic acid t. (*for nucleoprotein*). See *Ott's t.*

tannin t. (*for carbon monoxid hemoglobin*): Dilute the blood with 4 volumes of distilled water and add a little potassium ferricyanid to change the oxyhemoglobin into methemoglobin. Divide into two parts and thoroughly oxygenate one by shaking to decompose the carbon monoxid hemoglobin in it. Add to each part a little yellow ammonium sulphid and a little tannin solution. A bright red precipitate in the part not shaken indicates carbon monoxid hemoglobin. The methemoglobin in the other part gives a dirty, olive-green precipitate.

Tanret's t. (*for albumin*): Tanret's reagent (see *reagent*) gives a white precipitate with albumin.

Tardieu's t. (*for infanticide*): Presence of air-bubbles in gastric mucosa after establishment of fetal respiration.

Targowla's t. See *Targowla's reaction*, under *reaction*.

taurin t. See *Lang's t.*

Taylor's t.: A modification of Schönbein's test for blood, the blue precipitate forming a deep sapphire blue solution when taken up by alcohol or ether.

Teichmann's t. (*for blood*): The suspected liquid is put under a cover-glass with a crystal of sodium chlorid and a little glacial acetic acid; heat carefully without boiling and then cool. If blood is present, rhombic crystals of hemin will appear.

thalleioquin t. (*for quinin*): A neutralized solution of the suspected liquid is treated with chlorn, or bromin and then with an excess of ammoniia when the green substance, thalleioquin, will be formed.

therapeutic t.: A test of a specificity of a remedy by ascertaining if it will act as a specific in some suspected cases.

thick-film t. See *Ross's t.*

thiocyanate t. See *ferric chlorid t., Solera's t.*

Thomas-Binetti t.: Rapid decoloration of methylene-blue by cancer serum in the presence of cancer extracts.

Thompson's t. (*for gonorrhea*): The morning urine is placed in two glasses in order to determine whether the gonorrheal process is localized in the anterior portion of the urethra or is more general.

Thormählen's t. (*for melanin in urine*): Treat with a solution of sodium nitroprussid, potassium hydroxid, and acetic acid. If melanin is present, a deep-blue color will form.

three-glass t.: On arising in the morning the patient urinates successively into three glass receptacles labelled I, II, and III. In acute anterior urethritis the urine in I will be turbid from pus, while II and III will be clear; but in posterior urethritis the urine in all three glasses will be turbid. Blood in I only comes from the anterior urethra, but if it comes from the posterior urethra all three will contain blood. Shreds in glass III point to chronic prostatitis.

Thudichum's t. (*for creatinin*): Add to the suspected substance a dilute solution of ferric chlorid. A dark-red color, increased by warming, indicates the presence of creatinin.

thyroid t. See *thyroid sign*, under *sign*.

Tidy's t.: 1. (*For albumin in urine*) Add equal volumes of carbolic and glacial acetic acids. Albumin will form a white precipitate. 2. (*For albumin in urine.*) Add 15 drops of alcohol and 15 drops of carbolic acid. Albumin will form a white precipitate.

Tizzoni's t. (*for iron in tissues*): Treat a section of tissue with a 2 per cent. solution of potassium ferrocyanid, and then with a 0.5 per cent. solution of HCl. The tissue will be stained a blue color if iron is present.

TNT t. See *Webster's t.*

Tollens's t.: 1. (*For aldehyd*) Treat the suspected solution with an ammoniacal solution of silver nitrate and potassium hydroxid. If aldehyd is present, a mirror of metallic silver appears. 2. (*For glucose.*) Prepare a reagent by precipitating a silver-nitrate solution with potassium hydroxid and dissolving with ammonia. This is reduced by glucose. 3. (*For pentose.*) See *phloroglucin t.* 4. (*For conjugate glycuronates*) To 5 c.c. of the urine add 1 c.c. of a 1 per cent. solution of naphthoresorcinol in 95 per cent. alcohol and 5 c.c. of strong hydrochloric acid. Boil and cool An ether extract of this mixture is violet red if glycuronates are present.

Tollens, Neuberg, and Schwket's t. (*for glycuronic acid*): Extract the glycuronic acid from acidified urine with ether, add water, evaporate the ether, and make orcinol test.

tongue t. See *tongue phenomenon*, under *phenomenon*.

Töpfer's t. (*for free HCl in gastric contents*): One or 2 drops of a 0.5 per cent. alcoholic solution of dimethyl-amino-azobenzene is added to a trace of the gastric contents. In the presence of free HCl a fine cherry-red color develops.

Torquay's t. (*for bile*). A small amouut of the suspected liquid is added to a test-tube containing an aqueous solution of methyl-violet, 1 : 2000. Bile will change the blue color to red.

Trendelenburg's t.: Raise the leg above the level of the heart until the veins are empty; then lower it quickly. If the veins become distended at once varicosity and incompetence of the valves are indicated.

trichophyton t. (*for trichophyton infection*): When filtrates of the ring-worm microörganism are injected into persons who have been infected with the disease, a reaction is produced somewhat resembling the tuberculin reaction.

tricresol peroxidase t. (*for raw milk*). See *Kastle's t.*

triketohydrindene hydrate t.: Add a small amount of 1 per cent. solution of ninhydrin and boil. A blue color indicates a free carboxyl and alpha-amino group in proteins, peptones, peptids, or amino-acids.

Trommer's t. (*for glucose in the urine*): To 2 parts of urine 1 part of potassium or sodium hydroxid is added; a very dilute solution of copper sulphate is then added drop by drop, and then the whole is boiled. Sugar, if present, causes the precipitation of an orange-red deposit.

Trousseau's t. (*for bile in urine*): Tincture of iodin diluted with 10 parts of alcohol is added to urine in a test-tube. A green ring is formed where the liquids touch if bilirubin is present.

trypsin t. See *Gross's t.*

tryptophan t.: Testing of the stomach contents for the presence of tryptophan, which indicates the presence of carcinoma of the stomach. The test is performed by adding to the suspected liquid a few drops of 3 per cent. acetic acid, and then adding to this carefully, drop by drop, a few drops of bromin-water. A reddish-violet color is formed if tryptophan is present.

Tschernogowbou's t.: A modification of the Wassermann test by using the natural amboceptor and complement in the patient's serum against guinea-pig erythrocytes.

tuberculin t.: A test for the existence of tuberculosis, consisting in the subcutaneous injection of 5 mg. of tuberculin. In healthy persons it produces no appreciable effect, but in tuberculous patients it produces a moderate fever, which lasts for several hours, and also a swelling and redness in tuberculous lesions of the patient. See also *ophthalmic reaction, cuti-reaction of von Pirquet, Calmette's reaction, Morro's reaction*, under *reaction*, and *Mendel's t.*

tuberculin titer t.: A test for the hypersensibility of the organism to tuberculin by a graduated cutaneous tuberculin test with varying concentrations of the tuberculin. Called also *Ellermann and Erlandsen's t.*

tuberculous albumin reaction t. Same as *Lessilur-Prirey t.*

Tuffier's t.: In aneurysm, when the main artery and vein of a limb are compressed, swelling of the veins of the hand or foot will occur only if the collateral circulation is free.

two-glass t. (*for urethritis*): The patient collects his urine on rising, the first part in one glass and the second part in a separate glass. If he has anterior urethritis the first portion will be turbid and the second portion clear; if he has both anterior and posterior urethritis both portions will be turbid.

typhoidin t.: A cutaneous test for typhoid fever made by inoculating typhoid in into the skin of the forearm. A positive reaction consisting in the formation of an indurated and reddened area at the site of inoculation.

tyrosin t. See *Folin and Denis's t., Hoffmann's t., Moerner's t., Pirla's t.*

Tyson's t. (*for bile acids in urine*): 180 to 240 c.c. of urine are evaporated to dryness on the water-bath. The residue is extracted with absolute alcohol, and to the extract 12 to 14 volumes of ether are added. The bile acids are precipitated, then are filtered off, dissolved in water, and the aqueous solution decolorized with animal charcoal.

Udránsky's t.: 1. (*For bile acids.*) Take 1 c.c. of a solution of the suspected substance, add a drop of 0.1 per cent. solution of furfurol in water, underlay with strong sulphuric acid, and cool. If bile is present, a bluish-red color is formed. 2. (*For tyrosin.*) Take 1 c.c. of the suspected substance in solution, add a drop of 0.5 per cent. aqueous solution of furfurol, underlay with 1 c.c. of concentrated sulphuric acid. A pink color shows the presence of tyrosin.

Uffelmann's t. (*for lactic acid in the gastric contents*): To a quantity of material taken from the stomach there are added a few drops of a reagent containing 3 drops of a solution of ferric chlorid, 3 drops of a concentrated solution of carbolic acid, and 20 c.c of water. Hydrochloric acid, if present, decolorizes this solution, while lactic acid turns it yellow.

Uhlenhuth's t. See *serum t.*

Ulrich's t. (*for albumin*): The reagent consists of saturated solution of common salt, 98 c.c.; glacial acetic acid, 2 c.c. It must be perfectly clear. Boil a few cubic centimeters of this fluid in a test-tube and immediately overlay with the urine. Albumin and globulin give a white ring at the zone of contact.

Ultzmann's t. (*for bile-pigments*): To 10 c.c. of the urine to be tested add 3 or 4 c.c. of a 1:3 solution of potassium hydroxid and an excess of HCl. Bile-pigments will cause an emerald-green coloration.

uracil t. See *Wheeler and Johnson's t.*

urea t. See *Benedict's t., Bloxam's t., Schroeder's t. urease t.*

urea-concentration t. (*for renal efficiency*): A test based on the fact that urea is absorbed rapidly from the stomach into the blood, and is excreted unaltered by the kidneys: 15 gm. of urea are given with 100 c.c. of fluid, and the urine which is collected at the end of two hours is tested for urea concentration. Called also *Maclean-de Wesselow t.*

urease t.: A test for urea based on the conversion of urea into ammonium carbonate by the urease of soy bean. See *Marshall's method*, under *method.*

uric acid t. See *Bayrac's t., Cole's t, Denige's t. Folin's t., Ganassini's t., Gentele's t., murexid t. Porter's t., Salkowski and Ludwig's t., Wiedel's t.*

urobilin t. See *Hildebrandt's t., Schlesinger's t.*

urochromogen t. See *Moriz's t., Weisz's t.*

Urriola's t.: The discovery of blood-pigment in the urine indicates the existence of malaria.

Valenta's t. (*for foreign fats in butter*). The butter is heated with an equal amount of glacial acetic acid and then cooled. If opacity begins to show at 96° F., there is adulteration; if opacity is not observed until about 62° F, the butter is pure.

Valsalva's t. (*for pneumothorax*): After a deep inspiration the mouth and nose are held tightly closed, and a strong attempt at expiration is made. This determines the possibility of the inflation of lung tissue compressed by pneumothorax.

valve t.: Auscultation of the heart while the patient lies with the legs raised obliquely and the arm lifted perpendicularly.

van Deen's t. See *Deen's t.*

van den Bergh's t.: 1. (*The direct test.*) Dilute 1 c.c. of the serum with 2 c.c. of distilled water and add 0.25–50 c.c. of freshly prepared diazo reagent (q. v. under *reagent*) A bluish-violet color beginning immediately and becoming maximal in ten to thirty seconds is called a *prompt* or *immediate direct reaction*, indicating the presence of uncombined bilirubin and therefore the existence of obstructive jaundice. A reddish coloration beginning after one to fifteen minutes and gradually deepening to a violet is called a *delayed direct reaction* which indicates impaired liver function. A reddish color which appears at once and deepens to a violet is called a *biphasic direct reaction.* 2. (*The indirect test*) To 0.5 c.c. of serum add 1 c.c. of 96 per cent. alcohol and centrifugalize. To 1 c.c. of the clear supernatant fluid add 0.25 c.c. of the diazo reagent. A violet-red color appears at once if positive and is due to bilirubin fixed to the blood protein, pointing to hemolytic jaundice. This test can be made in a quantitative manner by determining the dilution of the serum which gives a color corresponding to a dilution of azobilirubin of 1 : 200,000 (one unit of bilirubin).

van der Velden's t. Same as *Maly's t.*

vanillin t. (*for indol*): To 5 c.c. of the culture add 5 drops of 5 per cent. vanillin solution in 95 per cent. alcohol and 2 c.c. of hydrochloric acid. Indol gives an orange color; tryplophan, a reddish-violet color.

van Slyke t.: 1. (*For amino-nitrogen.*) Nitrous acid acting on amino-nitrogen sets free nitrogen gas which is collected and its volume determined. 2. (*For urea.*) Treat the sample with urease, pass the ammonia so formed into fiftieth normal acid, and titrate the excess of acid.

van Slyke and Cullen's t. See under *method.*

Vaughn and Novy's t. (*for tyrotoxicon*): Adding 2 or 3 drops each of sulphuric and carbolic acids and a few drops of an aqueous solution of the suspected substance to tyrotoxicon gives a yellow or orange-red color.

Vernes's t. (*for syphilis*). Direct method· A test based on the degree of flocculation produced by various blood sera on a specially prepared extract of dried horse-heart muscle, called perethenol. Indirect method A test based on measuring the amount of flocculation produced in perethenol according to the degree of inhibition of hemolysis of sheep corpuscles by swine serum. The degree of flocculation by normal serum and that by syphilitic serum is noted during a course of time and the various readings are plotted into curves (syphilimetry). Normal sera give a horizontal line, but with syphilitic sera the curve of flocculation oscillates up and down.

Vitali's t.: 1. (*For alkaloids.*) Evaporate with fuming nitric acid and add a drop of potassium hydroxid, when color reactions will occur. For atropin the color is violet turning to red. 2. (*For alkaloids.*) Add sulphuric acid, potassium chlorate, and an alkaline sulphid. Various color-reactions will follow. 3. (*For bile-pigments.*) Add a few drops of potassium nitrate in solution and dilute sulphuric acid. The color reactions are green, followed by blue or red and yellow. 4. (*For bile-pigments*) Add quinin bisulphate in solution and follow with ammonia, sulphuric acid, a crystal of sugar, and alcohol. A violet color results. 5. (*For thymol.*) Distil, and pass the vapor through a mixture of chloroform and potassium hydroxid solution. A red color results. 6. (*For pus in the urine.*) The urine is acidified with acetic acid and filtered. On the filter-paper thus obtained a small quantity of guaiacum is dropped. The paper will turn a dark blue if pus is present.

vitamin t. See *Fearon's t., Rosenheim-Drummond t., Shear's t.*

Vollhard's t. (*for chlorids*)· The chlorids are precipitated by a known amount of $AgNO_3$. The excess of $AgNO_3$ is then titrated with KCNS. See under *method.*

von Aldor's t. (*for proteoses*): Precipitate the urine with phosphotungstic acid, wash the precipitate with alcohol, bring into solution with potassium hydroxid, and apply the biuret test.

von Dungern's t.: 1. A complement-fixation test for the diagnosis of malignant disease. 2. A chemical serum test for syphilis, made with an alkaline indigo solution.

von Jaksch's t.: 1. (*For free HCl in gastric juice.*) A test-paper prepared with benzopurpurin B takes on a fine violet color if HCl is present. If present in considerable amount, it becomes dark blue. 2. (*For glucose in urine.*) A mixture of 3 parts of sodium acetate and 2 parts of phenylhydrazin hydrochlorate is added to the urine; warm it, and put the test-tube in hot water for half an hour. On cooling, yellow needles of phenylglucosazone are seen as a precipitate. 3. (*For melanin.*) Add to the suspected liquid a few drops of a solution of ferric chlorid. If melanin is present, a gray appearance is produced. After precipitation add more ferric chlorid, and the precipitate will be redissolved. 4. (*For uric acid.*) Heat the powder slowly on a glass dish with a few drops of bromin-water or chlorin-water: the substance becomes red. After cooling, add ammonia, and it becomes purplish-red.

von Maschke's t. (*for creatinin*)· To the suspected solution add a few drops of Fehling's solution, after mixing with a cold solution of sodium carbonate: an amorphous, flocculent precipitate proves the presence of creatinin.

von Pirquet's t. See *culi-reaction of von Pirquet,* under *reaction.*

von Recklinghausen's t. (*of heart function*): A test based on the proposition that the product of the frequency of the pulse by the amplitude of the blood-pressure is equal to the amount of blood expelled by the heart in a second, divided by the distensibility of the circulatory system.

von Zeynek and Mencki's t. (*for blood*)· Precipitate the urine with acetone, extract the precipitate with acidified acetone, and examine the colored extract under the microscope for small hemin crystals.

Voges-Proskauer t. See under *reaction.*

Vulpian t. (*for adrenalin*): Add a few drops of $FeCl_3$ solution, and a green color indicates adrenalin.

Wang's t. (*quantitative test for indican*) The indican is converted into indigosulphuric acid and titrated by means of a potassium permanganate solution.

Warren's t. Same as *Trommer's t.*

Wassermann's t. See *Wassermann's reaction,* under *reaction.*

water-gurgle t. (*for stricture of the esophagus*): The swallowing of water causes a peculiar gurgle, heard on auscultation.

Waterhouse pus t.: If pain in a local inflammation is increased by the application of a Bier bandage, pus is present.

Weber's t.: 1. (*For ear disease.*) A vibrating tuning-fork is held against the vertex. The sound is heard best by the non-affected ear if deafness is due to disease of the auditory apparatus; by the affected ear, if deafness is due to obstruction of the air-passages. 2. (*For indican.*) Boil 30 c.c. of suspected urine with an equal volume of hydrochloric acid containing a little nitric acid; cool it, and shake with ether if indican is present, the ether will become red or violet and the froth will be blue. 3. (*For blood*) Mix the blood with 30 per cent. acetic acid and extract with ether. To the ethereal extract add an alcoholic solution of guaiac and hydrogen peroxid. A blue color indicates blood.

Webster's t. (*for T. N. T. in urine*): The urine is extracted with ether, then acidified with a mineral acid, and again extracted with ether. In the latter extract the presence of the azoxy-compound formed from T. N. T. is shown by the development of a violet tint on the addition of alcoholic potash.

Weidel's t.: 1. (*For uric acid.*) The substance tested is treated with nitric acid, evaporated, and moistened with ammonia water: if uric acid is present, murexid will be formed, and a purple color is produced. Called also *murexid t.* 2. (*For xanthin.*) Warm with freshly prepared chlorin water containing a trace of nitric acid until gas ceases to be produced: contact with gaseous ammonia develops a pink or purple color. 3. (*For xanthin bodies*) Dissolve in warm chlorin water, evaporate, and treat with ammonia· a pink or purple color will form, changing to violet on the addition of sodium or potassium hydroxid.

Weil's t. (*for syphilis*): A test for syphilis based on the fact that the erythrocytes of syphilitics are especially resistant to the hemolyzing power of cobra venom.

Weil-Felix t. See *Weil-Felix reaction,* under *reaction.*

Weinstein's t. Same as *tryptophan t.*

Weisz permanganate t. See *Moriz-Weisz t.*

Welland's t.: A vertical bar placed between the eyes and letters to be read shows the degree of binocular fixation.

Wender's t. (*for glucose*): Make a reagent by dissolving 1 part of methylene-blue in 300 parts of distilled water; alkalinize this with potassium hydroxid and heat with a suspected solution: glucose, if present, will decolorize it.

Wenzell's t. (*for strychnin*): Treat the suspected material with a solution of 1 part of potassium permanganate in 2000 parts of sulphuric acid: strychnin, even in very small proportion, will cause color reactions.

Weppen's t.: 1. (*For morphin.*) Treatment with sugar, bromin, and sulphuric acid· a red color shows the presence of morphin. 2. (*For veratrin.*) Add sugar and sulphuric acid: a yellow, green, or blue color is formed.

Wernicke's t.: The hemianopic pupil reaction. See under *reaction*.

Wetzel's t. (*for carbon monoxid in blood*): To the blood to be examined add 4 volumes of water and treat with 3 volumes of a 1 per cent. tannin solution. If CO is present, the blood becomes carmin-red; normal blood slowly assumes a grayish hue.

Weyl's t.: 1. (*For creatinin*) To the suspected solution add a little of a dilute solution of sodium nitroprussid, and then carefully put in a few drops of a weak solution of sodium hydroxid a ruby-red color results, changing to blue on warming with acetic acid. 2. (*For nitric acid in the urine.*) Distil 200 c c. of urine with 0.2 part of sulphuric or hydrochloric acid, receiving the distillate in a potassium hydroxid solution. If metaphenyldiamin is added, a yellow color will form; if there is added pyrogallic acid in aqueous solution with a little sulphuric acid, the color will be brown; but sulphanilic acid in solution, followed in ten minutes by naphthylamin hydrochlorate, produces a red tint.

Wheeler and Johnson's t. (*for uracil and cytosin*)· To the unknown solution add brominwater until the color is permanent, but avoid excess. Now add an excess of barium hydroxid. A purple color indicates one of these substances.

Whipple's t's. See *fibrinogen t.*, *lipase t.*, and *phenoltetrachlorphthalein t.*

Widal's hemoclastic crisis t. See *hemoclastic crisis*, under *crisis*.

Widal's serum t. (1896). See *Gruber-Widal reaction*, under *reaction*.

Wideroe's t.: A test for the character of puncture fluids. A few drops of Millon's reagent are placed in a watch-glass, and 1 drop of the fluid to be tested is placed on the surface. A film of coagulated protein at once forms. If this film is coherent and can be lifted readily, the exudate is tuberculous; if less readily, it is inflammatory; if it breaks up so that it cannot be lifted at all, it is a transudate.

Wilbrand's prism t.: A small circle of white paper is placed upon a black surface, and the patient is seated before it with one eye bandaged. He is directed to look at the spot, and a strong prism is placed before the eye in such a way that the image of the spot is thrown upon the blind half of the retina. We notice whether the eye at once moves to find the object again, and whether the movement is reversed when the prism is withdrawn. The presence of this reaction places the lesion in the cerebrum, the absence of the reaction locates it in the tract.

Wildbolz's t. See *auto-urine t.*

Wilkinson and Peter's t. (*for raw milk*): Benzidine and hydrogen peroxid give a blue color in raw milk, but not in heated milk.

Williamson's blood-t.: In a narrow test-tube 40 c.mm. of water and 20 c.mm. of blood are placed; to this are added 1 c.c. of methylene-blue (1: 6000) and 40 c.mm. of liquor potassæ. The tube is placed in a pot of boiling water. If the blood is from a diabetic patient, the blue soon disappears, but not otherwise.

Winckler's t.: 1. (*For alkaloids.*) A solution of mercuric chlorid with an excess of potassium iodid is added: alkaloids will cause a white precipitate. 2. (*For free HCl in the gastric juice.*) Filter the juice into a porcelain cell with a few drops of the 5 per cent. alcoholic solution of alpha-naphthol containing 1 per cent. or less of glucose. Heat carefully, and a bluish-violet zone will appear, which rapidly grows darker. 3. (*For iodin.*) Sodium nitrate is mixed with a starch-paste: iodin gives a blue color with it.

Winslow's t.· Test for respiration in doubtful death by observing a vessel of water placed at the bottom of the chest.

Winternitz's t. Same as *iodipin t.*

Witz's t. (*for hydrochloric acid in the gastric juice*): A 1 : 48 aqueous solution of methyl-violet causes a violet color, changing to blue and then green.

Wohlgemuth's t. (*for renal inadequacy*)· The urine is mixed with a solution of soluble starch, 1 : 1000, and is incubated to permit digestive reaction. The fluid is then tested with iodin to determine the amount of starch hydrolysis. The test is based on the fact that the normal kidney tissue secretes a diastatic enzyme which is diminished in proportion as the kidney parenchyma is diseased.

Wolff-Eisner t. Same as *Calmette reaction*, under *reaction*.

Wolff-Junghans t. (*for gastric cancer*) Quantitative estimation of the soluble albumin in the gastric extracts after giving a test-meal; marked increase of dissolved albumin indicating malignant disease.

Woodbury's t. (*for alcohol in the urine*)· To 2 c.c. of urine 1 c.c. of sulphuric acid is added, and a crystal of potassium dichromate: a green color will soon form.

Wormley's t. (*for alkaloids*): 1. Made by treating with an alcoholic solution of picric acid, when a yellow precipitate will be formed. 2. Made by treating with a solution of 1 part of iodin and 2 parts of potassium iodid in 60 parts of water: a colored precipitate will be formed.

Worm-Müller t. (*for glucose in the urine*) A test made by boiling in a test-tube ½ c.c. of a 2 5 per cent. solution of copper sulphate and 2.5 c.c. of a solution of sodic potassium hydroxid. Boil each and mix, and a yellowish or red precipitate will be formed.

Wreden's t.: Test for death of the fetus by the presence of gelatinous substance in the middle ear, which can only be expelled on establishment of full respiration; never found in a child which has lived for twenty-four hours.

Wurster's t.: 1. (*For hydrogen dioxid.*) Test-paper is saturated with the solution of tetramethylparaphenylendiamin: hydrogen dioxid turns it to a blue-violet color. 2. (*For tyrosin.*) The suspected material is dissolved in boiling water and a little quinon: a ruby-red color will form, changing slowly to brown.

Wys's t. See *iodin number*, under *number*.

xanthin t. Same as *Hoppe-Seyler t.*

xanthoproteic t. Same as *Mulder's t.*

xylidin t. Same as *Schiff's t.*

Yakimoff's t.: Atoxyl is warmed in a test-tube; the slightest yellowish discoloration indicates the presence of dangerous impurities.

Yefimov's t. (*for worms in urine*): 1. From 5 to 10 c c. of urine are treated with 5 or 10 drops of a solution of mercuric nitrate. If the precipitate formed is grayish or dirty, the patient has intestinal worms. 2. The crystals formed by evaporating a drop of urine are examined under the micro-

scope. Granular crystals indicate the presence of cestodes; wax-like ones show the presence of nematodes.

Yvon's t.: 1. (*For acetanilid in urine.*) Extract it with chloroform and heat the residue with mercurous nitrate, when a green color will form. 2. (*For alkaloids.*) Add a solution of 3 gm. of bismuth subnitrate, made by boiling in 40 c.c. of water, to which are added 14 gm. of potassium iodid and 40 drops of hydrochloric acid: a red color will show the presence of an alkaloid.

Zaleski's t. (*for carbon monoxid in blood*): To 2 c c. of blood add an equal volume of water and 3 drops of a one-third saturated solution of copper sulphate. if carbon monoxid is present, a brick-red deposit is thrown down; otherwise the precipitate is greenish brown.

Zeisel's t. (*for colchicin*): Dissolve in hydrochloric acid, boil with ferric chlorid, and shake with chloroform: a brown or dark-red layer will form at the bottom.

Zeller's t. (*for melanin in urine*): Add bromin-water: a yellow precipitate will form, which changes slowly to black.

Zenoni's t.: Sputum is mixed with alcohol and stained with aqueous solution of safranin, when the mucin is colored yellow and the albumin red.

Ziehen's t. (*for mental disease*): The patient is requested to explain the difference between such contrasted objects as ice and water, cat and dog, etc.

Zouchlos's t. (*for albumin in the urine*): 1. Precipitate it with a mixture of 1 part of acetic acid and 6 parts of a 10 per cent. solution of mercuric chlorid. 2. Prepare a reagent with 100 parts of a 10 per cent. solution of potassium sulphocyanid and 20 parts of acetic acid. drop it slowly into the urine until the albumin appears as a white cloudiness. 3. Add equal parts of succinic acid and potassium sulphocyanid albumin, if present, will be precipitated.

Zsigmondy's gold number t. Same as *Lange's t.* (1).

Zwenger's t. Same as *Liebermann's t.*

testa (tes'tah) [L.]. A shell; oyster-shell. **t. o'vi,** egg-shell. **t. præpara'ta,** oyster-shell powdered and washed.

testaceous (tes-ta'she-us) [L. *tes'ta* shell]. Of the nature of shell; having a shell.

testacoids (tes'tak-oidz) A proprietary preparation of testicular hormones for use in male sex dysfunction.

testaden (tes'tad-en) [L. *tes'tis* testicle + Gr. *ἀδήν* gland]. A therapeutic preparation of the testes of bulls: used in diseases of the nerves and spinal cord. Daily dose, 90–120 gr. (6–8 gm.).

test-breakfast (test-brek'fast). See *test-meal.*

testectomy (tes-tek'to-me) [L. *tes'tis* testicle + Gr. *ἐκτομή* excision]. Removal of a testicle; castration.

testes (tes'tēz) [L.]. 1. Plural of *tes'tis* testicle. See *testicle.* 2. The posterior tubercles of the corpus quadrigeminum.

testibrachial (tes-tib-ra'ke-al). Pertaining to the testibrachium.

testibrachium (tes-tib-ra'ke-um) [L. *tes'tis* testicle + *bra'chium* arm]. The superior crus, or peduncle, of the cerebellum; the prepeduncle.

testicle (tes'tik-l) [L. *testic'ulus*]. Either one of the two glands which produce semen. It is an ovoid body, suspended in the scrotum from its posterior edge by the spermatic cord. It is inclosed in three tunics—the *tunica vaginalis,* a serous sac, derived from the peritoneum and consisting of two layers, a *visceral* and a *parietal* layer; the *tunica albuginea,* a strong fibrous tunic; and the *tunica vasculosa* (or *pia mater testis*), composed chiefly of blood-vessels held together by areolar tissue. This latter lines the tunica albuginea and the various septa within the testicle. The posterior border of the tunica albuginea is reflected into the interior of the gland, forming an incomplete septum, the *mediastinum testis,* or *corpus highmorianum,* from which numerous septa are given off, dividing the interior of the testicle into cone-shaped spaces. The spaces contain the lobules (*lobuli testis*), which consist of one or more convoluted tubes (*seminiferous tubules*), which by their union form larger tubules (*tubuli recti* or *straight tubules*). The tubuli recti enter the mediastinum, there forming the *rete testis,* from which spring 12 to 20 efferent tubes (*vasa efferentia*). These penetrate the tunica albuginea and form on top of the testicle the head of the epididymis, in which the convoluted ducts are coiled in the form of conic masses (*coni vasculosi*) They empty into a single convoluted tube (*tube of the epididymis*), which is continued into the vas deferens. The testicle is contained in the abdomen up to about the eighth month of fetal life, at which time it descends through the inguinal canal into the scrotum. **Cooper's irritable t.,** a testicle affected with neuralgia **inverted t.,** a testicle whose position in the scrotum is reversed, the epididymis being attached to the anterior instead of the posterior surface **pulpy t.,** a testicle affected with medullary sarcoma. **retained t.** Same as *undescended t.* **undescended t.,** the state in which the testicle fails to descend into the scrotum, but remains in the inguinal canal.

testicond (tes'tik-ond) [L. *tes'tis* testicle + *con'dere* to hide]. Having undescended testicles.

testicular (tes-tik'u-lar). Pertaining to a testis. **t. juice.** See *sperm.*

testiculin (tes-tik'u-lin). A preparation of the testicles of animals: used as a remedial agent.

testidin (tes'tid-in). An alcoholic fluidextract of the testicles of bulls.

testiiodyl (tes-te-i'o-dil). A combination of iodin with the albumin of coagulated blood used like alkali iodids.

testin, testine (tes'tin, -tīn) [L. *tes'tis* testicle]. A sterilized extract of the testicles of rams used for neurasthenia, impotence, etc. See *spermin.*

testis (tes'tis), pl. *tes'tes* [L.]. 1. A testicle. 2. Either posterior tubercle of the corpus quadrigeminum; a postopticus. **t. cer'ebri,** either of the corpora quadrigemina. **t. fœmin'eus,** an ovary. **t. mulie'bris,** an ovary. **t. re'dux,** a testicle which tends to be drawn to the upper part of the scrotum.

testitis (tes-ti'tis). Same as *orchitis.*

testitoxicosis (tes''te-tok-sik-o'sis) [*testicli* + Gr. *τόξον* poison] A condition of intoxication which sometimes follows double ligation of the vas deferens.

test-meal (test-mēl). A meal which, after a certain interval, is withdrawn from the stomach, its condition furnishing a guide to the digestive power of the stomach. **Boas's t.-m.** is a tablespoonful of oatmeal in a quart of water, boiled down to a pint. **Dock's t.-m.,** the same as Ewald's except that one shredded wheat biscuit is substituted for the rolls or bread. **Ewald's t.-m.** consists of 2 rolls or slices of dry bread and 9 to 12 ounces of water. **Fischer's t.-m.,** Ewald's test-meal to which is added ½ pound of finely chopped, lean Hamburger steak, broiled and slightly seasoned. **Leube-Riegel t.-m.,** 12 ounces of soup, 4 ounces of minced steak, 2 ounces of white bread, 6 ounces of water.

test-object. An object used for testing the defining power of a microscope.

testogan (tes'to-gan). A trade name for the mixed extracts of certain glands of internal secretion.

test-paper. Paper impregnated with litmus or other reagent: used in testing the acid or alkaline reaction of a fluid.

test-solution. A solution of some reagent used in testing for the presence of some substance.

test-tube. A tube of thin glass closed at one end: used for observing chemic reactions or the growth of bacterial cultures.

test-types. Black letters or words printed upon a card: used for testing the acuity of vision. **Jaeger's t.-t's,** lines of type of various sizes on a card for testing near vision.

tetania (te-ta'ne-ah) [L.]. Tetany. **t. gravida'rum,** tetany in pregnant women. **t. parathyreopri'va,** tetany caused by removal of the parathyroids.

tetanic (te-tan'ik) [Gr. τετανικός]. 1. Pertaining to or of the nature of tetanus. 2. Producing tetanus.

tetaniform (tet-an'if-orm) [*tetanus* + L. *for'ma* shape]. Like or resembling tetanus.

tetanigenous (tet-an-ij'en-us) [Gr. τέτανος tetanus + γεννᾶν to produce]. Producing tetanus or tetanic spasms.

tetanilla (tet-an-il'ah). 1. A form of tetany without rigidity, but attended by mental changes. 2. Paramyoclonus multiplex.

tetanin (tet'an-in) [Gr. τέτανος tetanus]. A poisonous ptomaïn, $C_{13}H_{30}N_2O_4$, from cultures of the bacillus of tetanus, and from the tissues of tetanus patients. It produces paralysis, tetanic convulsions, and death. See *ptomains, table of.*

tetanism (tet'an-izm). A form of more or less continuous muscular hypertonicity sometimes seen in young infants; a series of clinical conditions resembling those of tetanus, but dependent on infection with an organism other than the *Clostridium tetani.*

tetanization (tet"an-iz-a'shun). The induction of tetanic convulsions or symptoms.

tetanize (tet'an-īz). To throw into a state or condition of tetanus or continuous spasm; to induce tetanoid movements in an organism or a muscle.

tetanocannabin (tet"an-o-kan'ab-in). A poisonous principle sometimes found in hemp: it resembles strychnin in its action.

tetanode (tet'an-ōd). A term applied to the unexcited stage of tetany.

tetanoid (tet'an-oid) [Gr. τέτανος tetanus + εἶδος form] Like or resembling tetanus.

tetanolysin (tet-an-ol'is-in) [*tetanus* + *lysin*]. A specific poison or hemolysin derivable from the tetanus toxin.

tetanometer (tet-an-om'et-er) [*tetanus* + Gr. μέτρον measure]. An apparatus for measurement and analysis of tetanus.

tetanomotor (tet"an-o-mo'tor) [*tetanus* + L. *mo'tor* mover]. A device for the mechanic production of tetanic motor spasm.

tetanophil, tetanophilic (tet'an-o-fil, tet-an-o-fil'ik) [*tetanus* + Gr. φιλεῖν to love]. Having an affinity for the toxin of tetanus.

tetanospasmin (tet"an-o-spaz'min). A specific neurotoxic poison derivable from the toxin of tetanus.

tetanotoxin (tet"an-o-toks'in) [*tetanus* + *toxin*]. A poisonous ptomain, $C_5H_{11}N$, from cultures of the bacillus of tetanus. See *ptomains, table of.*

tetanus (tet'an-us) [Gr. τέτανος, from τείνειν to stretch]. 1. Lock-jaw; an acute infectious disease caused by a toxin elaborated by the *Clostridium tetani,* in which there is more or less persistent tonic spasm of some of the voluntary muscles. Tetanus usually begins gradually, but may begin suddenly; it may be of brief duration or it may last for some weeks. The first sign is stiffness of the jaw and esophageal muscles and some of the muscles of the neck. Soon the jaws become rigidly fixed (*trismus,* or *lock-jaw*), the voice is altered, the muscles of the face contract, producing a wild, excited expression, a compound of bitter laughter and crying (the *risus sardonicus*). The muscles of the back, extremities, and penis become tetanic. If the patient is bent back in a bow, the condition is termed *opisthotonos;* if he is bent to the side, *pleurothotonos;* if he is bent forward, *emprosthotonos.* The paroxysms are reflex, and are excited by noises, currents of air, and even the irritation of the bed-clothes. The temperature usually rises, and may attain a remarkable height (113° F.), and continues to rise for a time after death. The pain is great, the patient also suffering from hunger, thirst, and want of sleep. The mind is clear. This disease is usually, but not always, fatal, the patient expiring from asphyxia or exhaustion. 2. Continuous tonic spasm of a muscle; steady contraction of a muscle without distinct twitching. **acoustic t.,** a series of induction shocks in a frog's nerve and muscle preparation: the speed is measured by the pitch of a vibrant rod. **acute t.** See under *tetanus.* **t. anti'cus,** tetanus in which the body is bowed forward. See under *tetanus.* **t. antitoxin.** See under *antitoxin.* **apyretic t.,** tetany. **artificial t.,** that which is produced by a drug like strychnin or by implantation. **t. bacillus.** See *Clostridium tetani.* **cephalic t.,** a form which results most frequently from wounds of the head and in which the infection seems to be confined to the head. **cerebral t.,** a form of tetanus produced by inoculating the brain of animals with tetanus antitoxin. It is attended by epileptiform convulsions and excitement **chronic t.,** a form seen in man in which the onset is later, the progress of the disease is slower, and the prognosis more favorable than in the acute form. **cryptogenic t.,** tetanus which occurs without any wound or other ascertainable cause. **t. dorsal'is, t. posti'cus,** tetanus in which the body is bent backward. See under *tetanus.* **drug t.,** toxic spasm produced by some tetanic drug. **extensor t.,** that which affects especially the extensors. **flexor t.,** tonic spasm of flexor muscles. **head-t.** Same as *Kopf-t.* **hydrophobic t.** See *Kopf-t.* **idiopathic t.,** that which does not follow a lesion. **imitative t.,** hysteria which simulates tetanus. **impf-t.,** inoculated tetanus: cultures from it afford a special form of pathogenic bacillus. **t. infan'tum.** See *trismus neonatorum.* **inoculation t.,** experimental tetanus produced by inoculation with a culture of the *Bacillus tetani.* **intermittent t.,** tetany. **Kopf-t.,** tetanus due to a wound of the head, especially one near the eyebrow: it is marked by trismus, facial paralysis on one side, and pronounced dysphagia; the symptoms resemble those of rabies: it is often fatal. Called also *head-t., hydrophobic t.* **t. latera'lis,** tetanus in which the body is bent sideways. See under *tetanus.* **localized t.,** tetanic spasm of a single part. **modified t.,** localized tetany. **t. neonato'rum,** tetanus of very young infants, usually due to the infection of the umbilicus. **t. paradox'us,** cephalic tetanus in which trismus is combined with paralysis of the facial or other cranial nerve. **partial t.,** tetany. **postoperative t.,** that which follows an operation. **postserum t.,** tetanus developing even after the administration of tetanus serum. **puerperal t.,** that which occurs in childbed. **rheumatic t.,** that which is due to exposure to cold and wet. **Ritter's t.,** tetanic contractions taking place at the opening of a constant current which has been passing for some time along a nerve seen in tetany. **Rose's t.** Same as *Kopf-t.* **splanchnic t.,** a form in which the muscles of deglutition and of respiration are severely involved and in which there is severe dysphagia. **toxic t.,** that produced by an overdose of nux vomica or strychnin.

t. toxin. See under *toxin*. **traumatic t.**, that which follows wound poisoning. **uterine t.** Same as *puerperal t.*

tetany (tet'an-e). 1. A disease characterized by painful tonic and symmetric spasm of the muscles of the extremities. It occurs after typhoid fever, diarrhea, exposure to cold, rickets, and excision of the parathyroids. It is supposed to be due to a toxic agent; it may continue for several weeks, but usually ends in recovery. 2. Tetanus (2). **duration-t.**, a continuous tetanic contraction in response to a very strong continuous current it occurs especially in degenerated muscles; symbol, DT. **epidemic t.** See *rheumatic t.* **gastric t.**, a severe form due to disease of the stomach, attended by difficult respiration and painful tonic spasms of the extremities. **parathyreoprival t.**, tetany due to removal of the parathyroids. **rheumatic t.**, an acute epidemic disease, not uncommon in Europe, lasting two or three weeks, and seldom fatal. Called also *epidemic t.* **thyreoprival t.**, a form due to suspension of the function of the thyroid gland.

tetarcone (tet'ar-kōn). Same as *tetartocone*.

tetartanopia, tetartanopsia (tet"ar-tan-o'pe-ah, -op'se-ah) [Gr. *τέταρτος* fourth + *ἀν* neg. + *ὄψ* eye or *ὄψις* vision]. Absence of vision in a corresponding quadrant of each field.

tetartocone (tet-ar'to-kōn) [Gr. *τέταρτος* fourth + *cone*]. The posterior internal cusp of an upper premolar tooth.

tetartoconoid (tet-ar-to-ko'noid). The posterior internal cusp of a lower premolar tooth.

tethelin (teth'el-in) [Gr. *τεθηλῦῖς* flourishing]. A water-soluble phospholipin obtained from the anterior lobe of the pituitary body, which on hydrolysis yields inosite, which accelerates the growth process, and which prolongs the life span (T. Brailsford Robertson). It is employed to accelerate repair in slowly healing wounds.

tetmil (tet'mil). Ten millimeters taken as a unit of measurement.

tetra-. A Greek prefix signifying *four*.

tetra-allyl-ammonium alum. An alum, $N(C_3H_5)_4.Al_2(SO_4)_3.12H_2O$; a uric-acid solvent.

tetra-amylose (tet-rah-am'il-ōs). An anhydrid compound obtained from dextrin. It is a polymerized form of diamylose, $[(C_6H_{10}O_5)_2]_2$.

tetrabasic (tet-rah-ba'sik) [Gr. *τέτρα* four + *βάσις* base]. Containing four atoms of replaceable hydrogen.

tetrablastic (tet-rah-blas'tik). Having four germ layers.

tetrabrachius (tet-rah-bra'ke-us) [Gr. *τέτρα* four + *βραχίων* arm]. A monster-fetus having four arms.

tetrabromfluorescein (tet-rah-brōm"flu-o-res'e-in). Eosin.

tetrabrómophenolphthalein (tet"rah-brōm-o-fe"nol-thal'e-in). An indicator, $C_6H_4.CO.O.C(C_6H_2Br_2OH)_2$, which is colorless with acids and violet with alkalis.

tetrabromophthalein sodium (tet"ra-bro-mo-thal'e-in). The sodium salt of tetrabromophenolphthalein: used for roentgenologic examination of the gall-bladder, in which organ it appears after intravenous injection.

tetracetate (tet-ras'et-āt) [Gr. *τέτρα* four + *acetate*]. A compound of a base with four acetic-acid molecules.

Tetrachilomastix (tet"ra-ki-lo-mas'tix). A flagellate protozoan sometimes found in the intestinal tract of man. **T. bengalen'sis**, a form found commonly in India associated with chronic intestinal complaints. **T. intestina'lis**, a coprozoic, flagellate organism sometimes found in human feces. It is pyriform in shape, has four anterior flagella, and can be cultivated.

tetrachirus (tet-rah-ki'rus) [Gr. *τέτρα* four + *χείρ* hand]. A monster-fetus having four hands.

tetrachlorethane (tet"rah-klor-eth'ān). Acetylene tetrachlorid, $CHCl_2.CHCl_2$, formed by the action of chlorin on acetylene.

tetrachlorethylene (tet"rah-klor-eth'il-ēn). An anthelmintic drug, C_2Cl_4.

tetrachlorid (tet-rah-klo'rid) [Gr. *τέτρα* four + *chlorid*]. A chlorid in which the radical combines with four atoms of chlorin.

tetrachlormethane (tet"rah-klor-meth'ān). Carbon tetrachlorid, CCl_4.

tetrachrome stain (tet'rah-krōm). See under *staining methods*.

tetrachromic (tet-rah-kro'mik) [Gr. *τέτρα* four + *χρῶμα* color]. Able to distinguish only four colors.

tetracid (tet'ras-id). Capable of replacing four atoms of hydrogen in an acid; or having four atoms of hydrogen replaceable by acid radicals.

Tetracoccus (tet-rah-kok'us) [Gr. *τέτρα* four + *κόκκος* berry]. A genus or form of microphytes made up of a tetrad or of tetrads of cells. **T. intracellula'ris**, a pathogenic form believed to be the specific cause of epidemic cerebrospinal meningitis.

tetracrotic (tet-rah-krot'ik) [Gr. *τέτρα* four + *κρότος* beat]. Same as *catatricrotic*.

tetrad (tet'rad) [Gr. *τετράς* quadrant]. 1. Any element having a valence, or combining power, of four: used also adjectively. 2. A group of four similar bodies. 3. A square of cells produced by the division into two planes of certain cocci: if of four cells, it is a tetrad of the first power; if of sixteen cells, it is of the second power.

tetra-ethyl-ammonium hydroxid (tet"rah-eth"il-am-o'ne-um). A bitter agent, $N(C_2H_5)_4OH$, in colorless, deliquescent, hair-like needles. It is a solvent of uric acid and urea. Dose of the 10 per cent. solution, 10–20 min. (0.666–1.25 c.c.).

tetra-ethyl lead (tet"rah-eth-il-led). An organic lead compound, $Pb(C_2H_5)_4$, used as an antiknock agent in internal combustion motors. It is highly poisonous, and because of the mental symptoms produced it is known as "looney gas." It can be absorbed through the skin and has caused several deaths among those handling it. It is added to the gasoline in small amount (1 part in 10,000), but the lead comes out with the exhaust, and may under some conditions be harmful.

tetragenic (tet-raj-en'ik). Produced by the *Micrococcus tetra'genus*.

tetragenous (tet-raj'en-us) [Gr. *τέτρα* four + *γεννᾶν* to produce]. Giving rise to bacterial tetrads; splitting into groups of four: said of bacteria.

tetragonum (tet-rag-o'num) [L.; Gr. *τετράγωνον*]. A square or quadrant; a quadrangular area or space. **t. lumba'le**, the quadrangular space bounded by the four lumbar muscles—by the serratus posticus inferior above, the internal oblique below, the sacrospinalis internally, and the external oblique externally.

tetragonus (tet-rah-go'nus). The platysma muscle.

tetrahedron chest (tet-rah-he'dron). See under *chest*.

tetrahydric (tet-rah-hi'drik) [Gr. *τέτρα* four + *hydrogen*]. Containing four atoms of replaceable hydrogen: said of an acid or alcohol.

tetrahydrobetanaphthylamin. See *thermin*.

tetrahydropalmatin (tet"rah-hi-dro-pal'mat-in). A crystalline alkaloid, $C_{21}H_{25}NO_4$, from the roots of *Corydalis tuberosa*.

tetrahydroparaquinanisol. Thallin sulphate.

tetraiodoethylene (tet-rah-i"o-do-eth'il-ēn). See *diiodoform*.

tetraiodophenolphthalein (tet"rah-i"o-do-fe-nol-thal'e-in). A dye, $C_6H_4.CO.O.C(C_6H_2I_2OH)_2$, which after intravenous injection is excreted in the

bile in sufficient amount to make possible *x*-ray pictures of the gall-bladder. Dose, 0.04–0.045 gm. per kilo of body weight made up to 10 per cent. solution for intravenous injection or 3.5 gm. in salol-coated pills by mouth.

tetraiodopyrrol (tet-rah-i″o-do-pir′ol). See *iodol.*

tetramastia (tet-rah-mas′te-ah). Tetramazia.

tetramastigote (tet-rah-mas′tig-ōt) [Gr. *τέτρα* four + *μάστιξ* lash]. Having four flagella.

tetramazia (tet-rah-ma′ze-ah) [Gr. *τέτρα* four + *μαζός* breast]. The condition of having four mammary glands.

tetrameric, tetramerous (tet-rah-mer′ik, tet-ram′er-us) [Gr. *τέτρα* four + *μέρος* part]. Having four parts.

tetramethyl (tet-rah-meth′il). A name for chemic compounds each molecule of which contains four methyl groups.

tetra-methyl-ammonium hydroxid. $N(CH_3)_4$-OH: has been used in rheumatism.

tetramethylbenzene (tet″rah-met-hil-ben′zēn). Durol.

tetramethylendiamin (tet-rah-meth″il-ēn-di′-am-in). Putrescin.

tetramethylputrescin (tet″rah-meth″il-pu-tres′-in). An extremely poisonous crystalline base, $N(CH_3)_2(CH_2)_4N(CH_3)_2$, derivable from putrescin. It produces symptoms like those of muscarin poisoning.

tetramitiasis (tet″rah-mit-i′as-is). Infestation with *Tetramitus.*

Tetram′itus mesni′li. See *Chilomastix mesnili.*

tetramylose (tet-ram′il-ōs) One of the structural elements of starch; it consists of two bisamylose units.

tetranitrol (tet-rah-ni′trol). Same as *nitro-erythrol.*

tetranophthalmos (tet″ran-of-thal′mos) [Gr. *τέτρα* four + *ὀφθαλμός* eye]. A monster-fetus having four eyes.

tetranopsia (tet-ran-op′se-ah) [Gr. *τέτρα* four + *ὄψις* vision]. A disordered state of vision in which there is obliteration of one-fourth of the visual field.

Tetranthera (tet-ran′the-rah). See *maidolokri*

tetranucleotid (tet-rah-nu′klo-o-tid). Nucleic acid.

tetranucleotidase (tet″rah-nu-kle-ot′id-ās). An enzyme that splits nucleic acid into nucleotids.

Tetranychus (tet-ran′ik-us). A genus of acarids. **T. autumna′lis,** the harvest-bug, whose mite, *Lep′tus autumna′lis,* burrows under the skin, producing severe itching. Called also *Trombid′ium autumna′le.* **T. molestis′simus,** an acarid attacking man and causing severe itching. **T. teal-sahu′ate,** a Mexican mite which attacks man.

tetraotus, tetrotus (tet-rah-o′tus, tet-ro′tus) [Gr. *τετράωτος* four-eared]. A monster-fetus with two nearly separate heads, two faces, four eyes, and four ears.

tetraplegia (tet-rah-ple′je-ah) [Gr. *τέτρα* four + *πλήγη* stroke]. Paralysis of all four extremities.

tetraploid (tet′rap-loid). See *polyploid.*

tetrapus (tet′rah-pus) [Gr. *τέτρα* four + *πούς* foot]. A monster-fetus having four feet.

tetrasaccharid (tet-rah-sak′ar-id). A carbohydrate containing four (hypothetical) saccharid groups, $C_{24}H_{42}O_{21}$.

tetrascelus (tet-ras′el-us) [Gr. *τέτρα* four + *σκέλος* leg]. A monster-fetus having four legs.

tetraschistic (tet-rah-skis′tik) [Gr. *τέτρα* four + *σχίσις* division]. Divided into four elements by fission.

tetraster (tet-ras′ter) [Gr. *τέτρα* four + *ἀστήρ* star]. A figure in karyokinesis produced by the quadruple division of the nucleus.

tetrastichiasis (tet″ras-tik-i′as-is) [Gr. *τέτρα* four + *στίχος* row]. A condition in which there are four rows of eyelashes.

Tetrastoma (tet-ras′to-mah) [Gr. *τέτρα* four + *στόμα* mouth]. A genus of trematodes sometimes found in the urine.

tetratomic (tet-rat-om′ik) [Gr. *τέτρα* four + *ἄτομον* atom]. 1. Consisting of four atoms. 2. Having four replaceable atoms.

Tetratrichom′onas bucca′lis. Same as *Trichomonas buccalis.*

tetravaccine (tet-rav-ak′sin) [Gr. *τέτρα* four + *vaccine*]. A vaccine containing dead cultures of the bacteria of typhoid, paratyphoid A, paratyphoid B, and cholera.

tetravalent (tet-rav′al-ent). Same as *quadrivalent.*

tetrelle (tet-rel′). An apparatus for feeding mother's milk to weakly infants. The suction is applied by the mother through one tube, the milk flowing to the infant's mouth through another tube.

tetrodonin (tet-ro-don′in). A poisonous crystalline body from the roe of fishes of the genus *Tetrodon.*

tetrodotoxin (tet-ro-do-tok′sin). A toxic substance isolated by Tahara from the ovaries of the fish *Tetrodon.*

tetronal (tet′ro-nal). Diethylsulphondiethylmethane, $(C_2H_5)_2.C(SO_2C_2H_5)_2$, occurring in the form of colorless scales. It is hypnotic. Dose, 10–20 gr. (0.66–1.33 gm.).

tetronerythrin (tet-ron-er′ith-rin). A pigment from certain birds' feathers, mullets, and many invertebrates.

tetrophthalmos (tet-rof-thal′mos) [Gr. *τέτρα* four + *ὀφθαλμός* eye]. A double-faced monster-fetus with two ears and four eyes.

tetrose (tet′rōs) [Gr. *τέτρα* four]. A sugar the molecule of which contains four atoms of carbon.

tetrotus (tet-ro′tus) [Gr. *τέτρα* four + *οὖς* ear]. See *tetraotus.*

tetroxid (tet-roks′id) [Gr. *τέτρα* four + *oxid*]. A compound of a radical with four oxygen atoms.

tetryl (tet′ril). An organic compound, tetra-nitromethyl-anilin, $(NO_2)_3C_6H_2N(NO)_2CH_3$, which may cause an industrial dermatitis.

tetryl-dermatitis. An occupation eruption caused by working with tetryl (tetra-nitromethyl-anilin).

tetter (tet′er). 1. A popular name for various skin diseases. 2. A skin disease of animals communicable to man, and characterized by intense itching. **blister-t.,** pemphigus **brawny t.,** seborrhœa capitis. **crusted t.,** impetigo. **dry t.,** squamous or dry eczema **eating t.,** lupus. **honeycomb t.,** favus. **humid t., moist t.,** eczema **milky t.,** crusta lactea. **scaly t.,** psoriasis and squamous eczema.

tety (te′te). A disease of Madagascar marked by a pustular or scaly eruption about the nose and mouth.

teucrin (tu′krin). 1. A crystalline glucosid, $C_{21}H_{24}O_{11}$, from *Teu′crium fru′ticans,* a labiate plant called germander. It is employed in the treatment of tuberculosis. Hypodermic dose, 10–45 gr. (0.666–3 gm.). 2. A sterilized fluidextract of *Teu′crium scor′dium,* or water-germander: highly commended for the local and hypodermic treatment of lupus and tuberculous abscess.

Teucrium (tu′kre-um) [Gr. *τεύκριον*]. A genus of labiate plants called germander. Several old-world species are medicinal, especially those mentioned under *teucrin.*

teutlose (tūt′lōs) [Gr. *τεῦτλον* beet]. A kind of sugar found in beet-root.

tewfikose (tu′fik-ōs). A sugar occurring in the milk of the Egyptian buffalo, *Bos bu′balus.*

Texas fever (teks′as). See under *fever.*

texis (teks′is) [L.; Gr. *τέξις*]. Childbirth.

textiform (teks'tif-orm) [L. *textifor'mis; tex'tum* web + *for'ma* form]. Formed like a network, tissue, or web.

textoblastic (teks-to-blas'tik) [*tex'tum* tissue + Gr. *βλάστος* germ]. Forming adult tissue; regenerative: said of cells.

textoma (teks-to'mah) [L. *tex'tum* tissue + Gr. *-ομα* tumor]. A tumor composed of completely differentiated tissue-cells.

textometer (teks-to-me'ter) [L. *tex'tum* tissue + Gr. *μήτηρ* mother]. Protoplasm regarded as the mother of tissues; liquor sanguinis.

textural (teks'tu-ral). Pertaining to the texture, or constitution, of the tissues.

texture (teks'tūr) [L. *textu'ra*]. 1. Any of the organized tissues or substances of the body. 2. The arrangement of the elementary parts of the body.

textus (teks'tus) [L.]. A tissue.

T. F. See *tuberculin filtrate.*

tfol (tfol). A wax-like, soapy earth from Algeria: 20 parts mixed with 100 parts of heavy tar oil form an antiseptic paste for use in skin diseases.

TGL. A symbol for a globin contained in a solution of tubercle bacilli in a 10 per cent. salt solution.

Th. Chemical symbol of *thorium.*

thalamencephal (thal"am-en-sef'al). See *thalamencephalon.*

thalamencephalic (thal"am-en-sef-al'ik). Pertaining to the thalamencephalon.

thalamencephalon (thal"am-en-sef'al-on) [*thalamus* + *encephalon*]. The interbrain; one of the embryonic structures produced from the posterior part of the anterior cerebral vesicle, and developing into the part of the brain about the third ventricle, such as the optic tracts, the thalami, the infundibulum, the corpora albicantia, the conarium, and other parts. Called also *diencephalon* and *tweenbrain.*

thalami (thal'am-i) [L.]. The genitive singular and nominative plural of *thalamus.*

thalamic (thal-am'ik). Pertaining to the thalamus.

thalamocele, thalamocœle (thal'am-o-sēl, thal"-am-o-se'le) [Gr *θάλαμος* chamber + *κοιλία* hollow]. The third ventricle of the brain.

thalamocortical (thal"am-o-kor'tik-al). Pertaining to the thalamus and cortex.

thalamocrural (thal"am-o-kru'ral). Pertaining to an optic thalamus and a crus cerebri.

thalamolenticular (thal"am-o-len-tik'u-lar). Pertaining to the thalamus opticus and to the lenticular nucleus.

thalamomammillary (thal"am-o-mam'il-a-re). Pertaining to the thalamus and mammillary bodies.

thalamopeduncular (thal"am-o-pe-dunk'u-lar). Thalamocrural.

thalamotegmental (thal"am-o-teg-men'tal). Pertaining to the thalamus and tegmentum.

thalamus (thal'am-us) [L.; Gr *θάλαμος* chamber]. [B N A] A mass of gray matter at the base of the brain projecting into and bounding the third ventricle. The internal capsule separates it from the lenticular nucleus, and radiating fibers connect it with the cortex. It is made up of an anterior, lateral, and inner nucleus, and the pulvinar. Called also *optic thalamus* and *thalamus nervi optici.* **new t.** See *neothalamus.* **old t.** See *palæothalamus.*

thalassin (thal-as'in) [Gr. *θάλασσα* sea]. A principle derived along with congestin from *Anem'one sculte'tus.* It produces irritation of the skin and mucous membranes.

thalassophobia (thal"as-o-fo'be-ah) [Gr. *θάλασσα* sea + *φόβος* fear]. Morbid dread or fear of the sea.

thalassotherapy (thal"as-o-ther'ap-e) [Gr. *θάλασσα* sea + *θεραπεία* cure]. The treatment of disease by sea-bathing, sea-voyages, and sea-air.

Thaleichthys (thal-e-ik'this). See *eulachon oil,* under *oil.*

thalictrin (thal-ik'trin). A poisonous alkaloid derived from the plant *Thalic'trum macrocar'pum.*

thalleoquin (thal'e-o-kwin). A greenish, resinous substance, used as a test for quinin.

thallin (thal'in). An antiseptic, bactericidal, and antipyretic crystalline substance, the sulphate of paramethoxytetrahydro-quinolin, $C_9H_9N.OCH_3$, derived from coal-tar Dose, 2–15 gr. (0.133–1 gm.). **t. acetate,** a compound which has been used in night-sweats of phthisis, but has dangerous toxic properties. **t. periodid, t. periodosulphate,** a substance in black crystals: recommended for cancer. Dose, ¾ gr. (0.05 gm.). **t. salicylate,** used like the acetate **t. sulphate,** a yellowish-white, crystalline substance, $(C_{10}H_{13}NO)_2H_2SO_4$, soluble in water, and used as an antipyretic in febrile affections, and as an external and internal antiseptic in typhoid fever, gonorrhea, etc. Dose, ½–2 gr. (0.03–0.13 gm.), given hourly. **t. tartrate,** a salt, $C_{10}H_{13}NO.C_4H_6O_6$, in yellowish crystals. It is soluble in water, and is used like the sulphate

thallinization (thal"in-iz-a'shun). Treatment by frequent doses of thallin.

thallium (thal'e-um) [Gr. *θαλλός* green shoot]. A soft, bluish-white metal, symbol, Tl; atomic weight, 204, specific gravity, 11.8; its salts are active poisons. Its sulphate is used in cystitis. **t. acetate,** serviceable in the night-sweats of tuberculosis, but may lead to complete loss of the hair. It is also used internally in treating tinea tonsurans because of its depilatory effect. Dose, 1½ gr. (0.1 gm.). **t. sulphate,** used in cystitis in 1 per cent. solution.

thallophyte (thal'o-fīt) [Gr. *θαλλός* green shoot + *φυτόν* plant]. One of a class of cryptogamous plants of low structure, including the bluish-green algæ and fungi.

thallospore (thal'o-spōr). A thalus modified to serve as an organ of reproduction.

thallus (thal'us). A simple plant body not differentiated into root, stem, and leaf, *e. g.*, in seaweeds and algæ. See *mycelium*

thalosen (thal'o-sen). A laxative preparation of phenolphthalein, senna, and sulphur

thalsahuate, thalsahuata (thahl-sah-wah'tah, thal-sah-wah'tah). An insect or mite of Mexico, possibly identical with the harvest-bug it causes a skin disease.

Thamnidium (tham-nid'e-um). A genus of molds which resembles mucor and which is often found growing on meat in cold storage. It can grow at 28° F. and forms a profuse hairy growth known as "whiskers." The species most frequently found are *T. elegans* and *T chætocladioides.*

thamuria (tham-u're-ah) [Gr. *θαμύς* often + *οὖρον* urine]. Frequency of urination.

thanatobiologic (than"at-o-bi-o-loj'ik) [Gr. *θάνατος* death + *βίος* life]. Pertaining to life and death.

thanatognomonic (than"at-o-no-mon'ik) [Gr. *θάνατος* death + *γνομονικός* decisive]. Indicating the approach of death.

thanatoid (than'at-oid) [Gr. *θάνατος* death + *εἶδος* form]. Resembling death.

thanatol (than'at-ol). A proprietary disinfectant preparation of pyrocatechin mono ethyl ester, $OH.C_6H_4.O.C_2H_5$.

thanatology (than-at-ol'o-je) [Gr. *θάνατος* death + *λόγος* discourse]. The medicolegal study of death and conditions affecting dead bodies.

thanatomania (than"at-o-ma'ne-ah) [Gr. *θάνατος* death + *μανία* madness]. Suicidal or homicidal mania.

thanatometer (than-at-om'et-er) [Gr. *θάνατος* death + *μέτρον* measure]. A thermometer used to prove the occurrence of death by the reduction of the bodily temperature.

thanatophidia (than"at-o-fid'ē-ah) [Gr. *θάνατος* death + *ὄφις* snake]. The deadly serpents collectively; toxicophidia.

thanatophidial (than"at-o-fid'e-al). Pertaining to venomous snakes.

thanatophobia (than"at-o-fo'be-ah) [Gr. *θάνατος* death + *φόβος* fear]. The unwarranted apprehension of imminent death; morbid dread of death.

thanatopsia, thanatopsy (than-at-op'se-ah, than'at-op-se) [Gr. *θάνατος* death + *ὄψις* view]. Necropsy.

thanatosis (than-at-o'sis) [Gr. *θάνατος* death]. Gangrene or necrosis.

Thane's method (thānz) [George Dancer *Thane*, British anatomist]. A method of locating the fissure of Rolando. Its upper end is about one-half inch behind the middle of a line uniting the inion and the glabella, and its lower end about one-quarter inch above and one and one-quarter inches behind the external angular process of the frontal bone.

Thapsia (thap'se-ah) [L.; Gr. *θαψία*; named from the isle of *Thapsus*]. A genus of umbelliferous plants. *T. gargan'ica*, of northern Africa, affords an irritant resin somewhat used in plasters; the plant is locally employed as a polychrest remedy.

thaumatropy (thaw-mat'ro-pe) [Gr. *θαῦμα* wonder + *τρόπος* turning]. The transformation of an organ or structure into another organ or structure.

thaumaturgic (thaw-mat-er'jik) [Gr. *θαῦμα* wonder + *ἔργον* work]. Magical; miraculous.

thea (the'ah). Latin for *tea*.

theaism (the'ah-izm). Excess in tea-drinking and its ill consequences.

theatrin (the'at-rin). A proprietary ointment-base composed of wax, oil, and water.

thebaic (the-ba'ik) [L. *Theba'icus* Theban: opium was once prepared at Thebes]. Pertaining to or derived from opium.

thebaica (the-ba'ik-ah). Opium.

thebain (the-ba'in). A crystalline, poisonous, and anodyne alkaloid from opium, $C_{19}H_{21}NO_3$, having properties similar to those of strychnin. Dose, 1½ gr. (0.1 gm.).

thebaism (the'bah-izm). Same as *opiumism*.

thebesian (the-be'ze-an). [Named for or described by Adam Christian *Thebesius*, German physician, 1686–1732] See *foramen, valve*, and *vein*.

theca (the'kah), pl. *the'cæ* [L.; Gr. *θήκη* repository]. A case or sheath, as of a tendon. **t. cor'dis**, the pericardium. **t. follic'uli**, the outer covering of the graafian follicle. **t. vertebra'lis**, the spinal or vertebral dura.

thecal (the'kal). Pertaining to a theca.

thecitis (the-si'tis) [Gr. *θήκη* sheath + *-ιτις* inflammation]. Inflammation of the sheath of a tendon.

thecodont (the'ko-dont) [Gr. *θήκη* chest + *ὀδούς* tooth]. Having the teeth inserted in sockets or alveoli

thecostegnosis (the"ko-steg-no'sis) [Gr. *θήκη* sheath + *στέγνωσις* narrowing]. Contraction of a tendon-sheath.

Theden's bandage (ta'denz) [Johann Christian Anton *Theden*, German surgeon, 1714–1797]. See *bandage*.

theic (the'ik). One who is addicted to the immoderate use of tea.

Theile's canal, glands (ti'lez) [Friedrich Wilhelm *Theile*, German anatomist, 1801–1879]. See *canal* and *gland*.

Theileria (thi-le're-ah). A genus of minute intracellular parasites. **T. par'va**. See *Piroplasma parva*. **T. tsutsugamu'shi**, the causative agent in tsutsugamushi disease.

theileriasis (thi-le-ri'as-is). Infection with *Theileria*. See *Rhodesian fever*, under *fever*.

thein (the'in) [L. *the'a* tea] A crystallizable base, trimethyl xanthin, $C_8H_{10}N_4O_2$, from tea; isomeric with caffein: used in neuralgia, etc. Hypodermic dose, ½–1 gr. (0.011–0.066 gm.).

theinism, theism (the'in-izm, the'izm). The ill effect of habitual excess in tea-drinking.

thelalgia (the-lal'je-ah) [Gr. *θηλή* nipple + *ἄλγος* pain]. Pain in the region of the nipple.

thelitis (the-li'tis) [Gr. *θηλή* nipple + *-ιτις* inflammation]. Inflammation of a nipple.

thelium (the'le-um), pl. *the'lia* [L.]. A papilla; also a nipple.

thelyblast (thel'ib-last) [Gr. *θῆλυς* female + *βλαστός* germ]. 1. The feminonucleus; the active element of the female generative cell. 2. The passive element of the male generative cell.

thelyblastic (thel-ib-las'tik). Pertaining to or of the nature of a thelyblast.

thelygan (thel'ig-an). A trade name for the mixed extracts of certain glands of internal secretion.

Thelypho'nus gigan'teus. See *vinegerone*.

thelyplasty (thel'ip-las-te) [Gr. *θῆλυς* female + *πλάσσειν* to form]. Plastic operation on the nipple.

thelytocia (thel"it-o'she-ah) [Gr. *θῆλυς* female + *τόκος* birth]. Normal parthenogenesis producing females only.

thelytocous (the-lit'o-kus). Producing female offspring only.

thelytoky (the-lit'o-ke). Thelytocia.

Themison (them'is-on). A Greek physician who lived probably about 80–40 B. C. He was the founder of the school of the Methodists.

thenad (the'nad). Toward the thenar eminence, or toward the palm.

thenal (the'nal). Pertaining to the palm or thenar.

thenar (the'nar) [Gr. *θέναρ*]. 1. The palm or the sole. 2. The mound on the palm at the base of the thumb. Called also *t. eminence*. 3. Pertaining to the palm. **t. muscles**, the abductor and flexor muscles of the thumb.

thenen (the'nen). Pertaining to the thenal aspect or surface alone.

Theobroma (the-o-bro'mah) [Gr. *θεός* god + *βρῶμα* food]. A genus of sterculiaceous plants The seeds of *T. caca'o* (called theobroma and cacao) contain the alkaloid theobromin, and are used in the preparation of cocoa and chocolate They also yield an oil (*oil of theobroma:* cacao-butter), a light-yellow fat, which is used as an emollient and in the preparation of suppositories and pills.

theobromin (the-o-bro'min). An alkaloid, $C_7H_8N_4O_2$, dimethylxanthin, found in the leaves of *Theobro'ma caca'o*, and prepared artificially from xanthin. It has physiologic properties similar to those of caffein, and is used as an anodyne and antirheumatic. **t. salicylate**, a white, crystalline compound, $C_7H_8N_4O_2.COO.C_6H_4.OH$, sparingly soluble in water. It is a diuretic more stable and serviceable than diuretin. Dose, 15 gr. (1 gm.). **t. sodiosalicylate**, a white compound, $C_7H_7N_4O_2.Na.C_6H_4.OH.COO\,Na$, soluble in hot water and warm dilute alcohol. It is a safe antiseptic, diuretic, and antirheumatic in heart affections with dropsy. Called also *diuretin*. Dose of a 5 per cent. solution, 15 min. (1 c.c.). **t. sodium acetate**. See *agurin*.

theobromose (the-o-bro'mōs). Theobromin lithium, $C_7H_7O_2N_4.Li$: used as a diuretic.

theocalcin (the-o-kal'sin). A double salt or mixture of calcium theobromin and calcium salicylate: used like theobromin. Dose, 7–15 gr. (0.5–1 gm.)

theocin (the'o-sin). Synthetic theophyllin. It is used as a diuretic. Dose, 4 gr. (0.26 gm.). **soluble t., t.-sodium**, sodium acetate and dimethylxanthin sodium: used as a diuretic. Dose, 1½–5 gr. (0.1–0.3 gm.).

theoforin (the-o-for'in). A combination of theobromin with sodium formate, $C_7H_7O_2N_4Na + H.$-

CO.ONa. It is soluble in water and is recommended as a diuretic

theoform (the'o-form). An iodoform substitute; a condensation product of theobromin and formaldehyd.

theolactin (the-o-lak'tin). A white, diuretic powder, being theobromin-sodium and sodium lactate. Dose, 15 gr. (1 gm.).

theolin (the'o-lin). A colorless, volatile liquid hydrocarbon, heptane, C_7H_{16}; obtainable from petroleum, etc. It resembles benzin and has similar uses.

theomania (the-o-ma'ne-ah) [Gr. *θεός* god + *μανία* madness]. Religious insanity; especially insanity in which the patient believes himself inspired by or possessed of divinity.

theomaniac (the-o-ma'ne-ak). One who is affected with theomania.

theonacet (the-on-as'et). See *aguirin*.

theonasal (the-o-na'sal). Theobromin sodiosalicylate.

theophobia (the-o-fo'be-ah) [Gr. *θεός* god + *φόβος* fear]. Morbid fear of the wrath of God.

theophorin (the-o-for'in). Same as *theoforin*.

theophyllin (the-o-fil'in) [L. *the'a* tea + Gr. *φύλλον* leaf]. A white, odorless, crystalline alkaloid, dimethyl xanthin, $C_7H_8N_4O_2$, from tea: isomeric with theobromin. **t. sodio-acetate,** $C_7H_7O_2N_4.CH_3.CO.ONa.H_2O$.

theorem (the'o-rem). A proposition capable of demonstration. **Gibbs' t.,** substances which lower the surface tension of the pure dispersion medium tend to collect on its surface. **Hazen's t.,** the proposition that for every death from typhoid fever avoided by the purification of public water-supplies two or three deaths are avoided from other causes.

theory (the'o-re) [Gr. *θεωρία*]. 1. The doctrine of the principles underlying the art of healing as distinguished from the practice of that art. 2. A formulated hypothesis, or, loosely speaking, any hypothesis or opinion not based upon actual knowledge. **Adami's t.,** a hypothesis for the explanation of heredity, resembling Ehrlich's side-chain theory of immunity. In this hypothesis it is assumed that the idioplasm, or vital protoplasm, is made up of a mass of molecules which form a central ring from which side-chains may be detached or to which they may become attached without alteration of the primitive center. Environment causes the central ring to have attached certain side-chain combinations, and in this way the modification of the tissue-cells are brought about. Environment also leads to other modifications in the form of new side-chain combinations. **Altmann's t.,** a theory that protoplasm is made up of granular particles (bioblasts) grouped in masses and enclosed in indifferent matter. **apposition t.,** the theory that tissues grow by the deposit of cells from without. **atomic t.,** the theory that the molecules of a substance are made up of one or more atoms, each representing a definite amount of the element, which amount does not vary in the molecule, whatever combinations the molecule may enter. **avalanche t.,** the theory that nervous influence increases in force as it descends along an efferent nerve. **biochemic t.** See *Ehrlich's biochemic t.* **Bowman's t.** (*of urinary secretion*), the theory that in the glomeruli, water and inorganic salts are produced, while the urea and related bodies are eliminated by the epithelial cells in the convoluted tubes. Cf. *Ludwig's t.* **brunonian t.,** the obsolete opinion of John Brown (1735-1788) that all diseases are due to an excess or lack of stimulus. **Buchner's t.,** a theory of immunity which supposes that the cells of a body which has recovered from an infection undergo a reactive change which protects against similar infections. **Bunge's t.,** there is a causal relation between alcoholism in a father and inability to suckle a child in his daughter. **cell-chain t.,** the theory that the nerve-fiber consists of a chain of special cells which have only secondarily been brought into relation with the central cell. **chemicoparasitic t.,** the theory that dental caries is caused by combined chemical and parasitic action. **cloaca t.,** the theory assumed by children and some neurotics that a child is born like a passage of the bowels. **Cohnheim's t.,** the theory that the emigration of the leukocytes was the essential feature of inflammation. **corpuscular t.,** the theory that light consists of minute particles of matter given out in all directions from a luminous body. **darwinian t.** See *darwinism*. **De Vries's t.** See *t. of mutations* **Dieulafoy's t.,** the theory that appendicitis is always due to the appendix becoming a closed cavity. **dualistic t.** See *polyphyletic t.* Cf. *unitarian t.* **Ehrlich's biochemic t.,** the theory that specific chemic affinity exists between specific living cells and specific chemic substances. **Ehrlich's side-chain t., lateral-chain t.,** a theory advanced regarding the phenomena concerned in immunity and cytolysis. According to this theory, the protoplasm of the body-cells contains highly complex organic molecules, consisting of a tolerably stable central group, to which are attached less stable "lateral chains" (or "side chains") of atoms or atomic groups. The ordinary chemic transformations in the protoplasm are carried on by means of these lateral chains (or *receptors*), the stable center of the molecule remaining unaffected. The lateral chains contain a group of atoms (*haptophore group*), which is capable of uniting with similar groups (*haptophore groups*) in toxins, bacterial cells, and foreign cells. As the lateral chains of the cell protoplasm are seized upon by the foreign cells, the stable central group is stimulated to produce new lateral chains (*receptors*), which are formed in excess and thrown off into the body-juices. These side chains that have been thrown off constitute *intermediary* bodies or *ceptors*. The intermediary bodies (called also *ceptors, haptine, immune body, sensitizer, fixative, preparative,* and *desmon*) are designated, according to their nature, as *uniceptors* and *amboceptors*. The *uniceptors*, represented by the antitoxins, are single bodies, and produce their effect by seizing and anchoring the toxin by means of its haptophore group. The *amboceptors*, represented by the cytolysins and bacteriolysins, have two affinities, one for the invading bacteria or foreign cells, and one for a body called the *complement, end-body,* or *addiment*, which exists normally in the body-juices. The complement, when united with the bacteria or foreign cells through the medium of the amboceptor, is capable of causing solution of the bacteria or cells by means of a *toxophore* or *zymotoxic* group. **emergency t.,** Cannon's theory that the suprarenal medulla is stimulated to secrete by activity on the part of the sympathetic nervous system in conditions of emotional excitement, pain, etc.; or, in other words, to meet bodily emergencies. **emigration t.** Same as *Cohnheim's t.* **Flourens's t.,** the opinion that the entire cerebrum is concerned in each and every psychic operation or process. **Frerich's t.,** the theory that uremia is really a poisoning by ammonium carbonate formed by the action on urea of a ferment contained in the blood. **Freud's t.,** hysteria is due to a psychic trauma which was not adequately reacted to when it was received, and remains as an affect-memory. **germ-t.** 1. The doctrine that all organisms are developed from a cell. 2. The doctrine that infectious diseases are of microbic origin. **Glénard's t.,** the theory that abdominal ptosis is a nutritional disease with atrophy and prolapse of the intestine. Cf. *Stiller's t.* **Golgi's t.,** the theory that the neurons communicate by the neuraxons of Golgi's cells and the collaterals of the neuraxons of Deiters' cells. **Goltz's t.,** the theory that the function

of the semicircular canals is to transmit sensations of position, and thus materially aid in the sense of equilibrium. **ground-water t.** See *Pettenkofer's t.* **Hammarsten's t.**, that the coagulation of the blood is due to the decomposition of fibrinogen and the production from it of fibrinogen by the agency of fibrin. **Helmholtz t.**, a theory of sound perception: each basilar fiber responds sympathetically to a definite tone and stimulates the hair-cells of Corti's organ, which rest upon the fiber. The nerve impulse from this stimulation of the hair-cells is carried to the brain **Hering's t.**, the doctrine that color sensation depends on decomposition and restitution of the visual substance: disassimilation producing red, yellow, and white, and restitution producing blue, green, and black. **Huguier's t.**, uterine prolapse is usually due to lengthening of the supravaginal part of the cervix. **humoral t.**, the theory that the body contains four humors—blood, phlegm, yellow bile, and black bile, a right proportion or mixing of which constitutes health; improper proportion or irregular distribution constitutes disease. **ionic t.** proposes that, on going into solution, the molecules of an electrolyte break up or dissociate into two or more portions, these portions being positively and negatively charged electrically, the positively charged portions being different chemically than those negatively charged. When an electric current is passed through the solution of an electrolyte the positively charged portions are attracted by the negative pole or electrode, and move toward it; the negatively charged portions are attracted by and migrate toward the positive electrode. From this property of moving toward one of the electrodes, these charged molecular fractions of electrolytes are called ions, from the Greek verb meaning "to move" **Kern plasma relation t.**, the theory that for each cell there exists a definite size relation of nuclear mass to cell mass. **Lamarck's t.**, the theory that acquired characteristics may be transmitted. **Liebig's t.**, the hydrocarbons which oxidize easily are the foods which produce animal heat. **Ludwig's t.** (*of urinary secretion*), the theory that urine is formed by the simple process of filtration in the glomeruli and diffusion along the urinary tubules. **MacDougal's t.**, the hypothesis that many, if not all, variations in nature are formed by chemic modifications of the germ-cells. **Maly's t.**, that the hydrochloric acid of the gastric juice is formed by the interaction of the phosphates and the chlorids of the blood. **t. of medicine**, the study of the principles of the science and art of medicine as distinguished from the *practice of medicine*, or the application of those principles in actual practice. **mendelian t.** See *Mendel's law*, under *law*. **Metchnikoff's t.**, the theory that bacteria and other harmful elements in the body are attacked and destroyed by cells called phagocytes, and that the contest between such harmful elements and the phagocytes produces inflammation. **Meyer's t.**, the theory that dementia præcox is functional and not organic. **migration t.**, the theory that sympathetic ophthalmia is produced by migration of the pathogenic agent through the lymph-channels of the optic nerve. **mnemic t.**, the theory that the cell has an inherited "memory" of the influences that are brought to bear upon it, and that consequently it tends to inherit acquired characteristics. **Monakow's t.**, the theory of diaschisis. See *diaschisis*. **monophyletic t.**, the theory that all forms of blood-corpuscles, both red and white, have their origin in one and the same form of primordial blood-cell (hemoblast, hemogonium), the several types of corpuscles arising from a process of differentiation. Called also *unitarian t.* Cf. *polyphyletic t.* **t. of mutations**, the theory of heredity, according to which the variability in the germ-plasm is such that it may at times give rise not to fluctuating variations, but to marked and permanent variations, and these latter, if advantageous to the animal, are preserved by natural selection. Such permanent variations are called mutations or sports. Called also *De Vries' t.* **myogenic t.**, the theory that the muscle-fibers of the heart possess in themselves the power of originating and maintaining the contraction of the heart. Cf. *neurogenic t.* **Nernst's t.**, the theory that electric stimulus to the tissues is due to dissociation of the ions which produces a concentration of the salts in the solution which envelops the cell membranes **neurogenic t.**, the theory that the muscle-fibers of the heart act only in response to nerve stimulation. Cf. *myogenic t.* **neuron t.** (Waldeyer, 1891), the theory that the nervous system consists of innumerable neurons in contiguity, but not in continuity. See *neuron*. **onion t.**, the obsolete opinion that the vitreous is made up of layers arranged like those of an onion. **orange t.**, the obsolete opinion that the vitreous body is composed of radial sectors like those of an orange. Cf. *onion theory*. **paralytic t.**, the doctrine that hyperemia is the most essential fact of inflammation, and is caused by paralysis of the vasomotor nerves. **Pasteur's t.**, the theory that the immunity secured by an attack of a disease is caused by the exhaustion of material needed for the growth of the organism of the disease. **Pettenkofer's t.**, the theory that epidemics, as of typhoid fever, occur at the time when the groundwater is at a low level; and that bacteria of the disease do not pass directly from the sick to the healthy, but pass into the soil, where they ripen when the soil is dry. **phlogiston t.** See *phlogiston*. **pinthecoid t.**, the theory that man is descended from the ape. **polypheletic t.**, the theory that the various corpuscles and cells of the blood have their origin from two or more distinct varieties of primordial (mother) cells; called also *dualistic t.* Cf. *monophyletic t.* **proteomorphic t.**, the theory that immunity against bacterial infection is handled by the hematopoietic system primarily, and secondarily by all the cells of the body, the waste products of the process being excreted by the liver. **quantum t.**, the theory that the radiation and absorption of energy take place in discrete quantities called quanta (E) which vary in size and are defined by the equation $E = hv$, in which h is Planck's constant and v is the frequency of the radiation. **resonance t.**, the theory of specificity which assumes that the surface forces of reacting substances must harmonize. **Ribbert's t.**, that a tumor is formed from the development of cell-rests owing to reduced tension in the surrounding tissues. **Schenck's t.**, the theory that when no sugar is excreted, the ovum will be developed which is qualified to become a male fetus. **Schiefferdecker's symbiosis t.**, the theory that among the tissues of the body there is a sort of symbiosis, so that the products of metabolism in one tissue serve as a stimulus to the activities of other tissues. **side-chain t.** See *Ehrlich's side-chain t.* **Stiller's t.**, the theory that gastroptosis is due to universal asthenia characterized by weakness and laxity of the viscera. Cf. *Glénard's t.* **Traube's resonance t.** See *resonance t.* **Trauber-Rosenstein t.**, the theory that puerperal eclampsia is caused by cerebral anemia due to some poisonous element of the blood. **undulatory t.**, the doctrine that light, heat, and electricity are propagated by undulations in an ether that pervades all space. **unitarian t.** See *monophyletic t.* **unitary t.**, the theory that disease is single in its nature and is not made up of separate and distinct morbid entities. **Villemin's t.**, the theory of the infectiousness and specificity of tuberculosis held before the discovery of the bacillus. **Weismann's t.** See *weismannism*. **Young-Helmholtz t.**, the doctrine that color vision depends on three sets of retinal fibers, corresponding to the colors red, green, and violet. **zeist t., zeistic t.**, the theory that pellagra is due to eating diseased maize.

Zuntz's t. (*of muscle contraction*), muscle-fibrils consist of rods and cylinders. The beginning of the contractile process lies in the combustion which takes place within the rods. The resultant carbon dioxid dissolves in the water present (as if it were so much sugar) and exerts an osmotic pressure of approximately 5 gm. per sq. cm. At the moment of their formation the carbon dioxid molecules have a temperature of over 6000° C. The osmotic pressure of the contents of the rods is raised by this high temperature to 462 gm. per sq. cm. As the result of this osmotic difference between the contents of the rod and the sarcoplasm bathing it, water diffuses rapidly into the rod, causing it to shorten and approach the spheric shape, *i. e.*, the muscle contracts. Presently the temperature falls through radiation, etc.; the osmotic pressure of the carbon dioxid falls; water diffuses outward, followed by a slower diffusion of the carbon dioxid and other products of muscular activity; *i. e.*, the muscle relaxes.

theosin (the'o-sin). A proprietary synthetic alkaloid resembling theophyllin: used as a diuretic.

theotherapy (the-o-ther'ap-e) [Gr. *θεός* god + *θεραπεία* treatment] The treatment of disease by prayer and religious exercises.

thephorin (the'for-in). A bitter crystalline diuretic powder, a double salt of sodium theobrominate (or theophyllinate) and sodium formate. It is an anologue of diuretin in which the salicylic acid is replaced by formic acid.

therapeusis (ther-ap-u'sis). Therapeutics.

therapeutic, therapeutical (ther-ap-u'tik, ther-ap-u'tik-al) [Gr *θεραπευτικός*]. 1. Pertaining to therapeutics, or to the art of healing. 2. Curative.

therapeutics (ther-ap-u'tiks) [Gr. *θεραπευτική*]. 1. The science and art of healing. 2. A scientific account of the treatment of disease. **alimentary t.,** treatment by careful regulation of the diet, food, etc., alimentotherapy. **cellular t.,** organotherapy **dental t.,** that branch of dentistry which deals with the treatment of diseases of the teeth. **dynamic t.,** treatment based on the careful selection of each separate drug for a distributive purpose. **empiric t.,** treatment by remedies that experience has proved to be useful. **massive sterilizing t.,** therapia sterilizans magna. **mediate t.,** medication of a nursing child through its mother's milk, the remedy being administered to the mother. **mental t.,** treatment directed to influencing the mind, including hypnotic suggestion, etc. **rational t.,** treatment based upon a knowledge of the disease and of the action of the remedies employed. **ray t.,** radiotherapy. **specific t.,** treatment of a disease by a drug that is regarded as specific, as of syphilis by mercury. **stomatologic t.,** the treatment of diseases of the mouth. **suggestive t.,** treatment of disease by hypnotic suggestion **testicular t.,** treatment by the hypodermic injection of testicular extract. **vibratory t.,** treatment by vibrations of various kinds, as by vibratory motions in massage.

therapeutist (ther-ap-u'tist). A person skilled in the treatment of disease.

therapi'a sterili'sans mag'na. Ehrlich's method of treatment by the use of some chemical agent which will destroy the parasites in the body of a patient without being seriously toxic for the patient.

therapin (ther'ap-in). A glycerid of therapic acid from cod-liver oil.

therapist (ther'ap-ist). Same as *therapeutist.*

therapol (ther'ap-ol). A proprietary remedy, described as being an ozonized vegetable oil: used in diphtheria.

therapy (ther'ap-e) [Gr. *θεραπεία*]. The treatment of disease; therapeutics. See under *treatment.* **autoserum t.,** treatment of disease by the injection of the patient's own blood-serum. **bacterial t.** Same as *opsonic t.* **biologic t.,** treatment of disease by the injection of the substances which produce a biologic reaction in the organism. The term includes the use of serums, antitoxins, vaccines, and non-specific proteins. **collapse t.,** treatment of pulmonary tuberculosis by operative immobilization of the diseased lung. **Curie t.,** treatment with radium. **deep *x*-ray t.** See *Erlangen treatment,* under *treatment.* **diathermic t.,** treatment by thermopenetration. **emanation t.,** treatment of disease by the emanations from radio-active substances. **fever t.** See *Weiss's treatment,* under *treatment.* **heterovaccine t.,** bacterial vaccine therapy by the use of some germ other than the specific cause of the disease. **immunization t.** Same as *serum-t.* **non-specific t.,** treatment of infections by the injection of non-specific substances, such as proteins, proteoses, bacterial vaccines, etc., which produce a general and non-specific effect on cellular activity. **nuclein t.,** the treatment of disease by nucleins from blood-serum and from various organs **opsonic t.,** the treatment by the use of bacterial vaccines to increase the opsonic index of the blood; called also *vaccine t.* **organic t.,** organotherapy. **paraspecific t.,** non-specific therapy. **phlogetan t.,** the treatment of various conditions by the subcutaneous or intramuscular injection of some derivative of albuminoid bodies containing nucleoprotein. **protective t.** Same as *sparing t.* **protein t.,** injection of foreign proteins by the parenteral route in inflammatory and venereal diseases; non-specific therapy. **protein shock t.** Same as *protein t.* **serum-t.** Same as *serotherapy.* **solar t.,** heliotherapy. **sparing t.,** treatment directed to the protecting and sparing of an organ by allowing it to rest as much as possible. Called also *protective t.* **substitutive t.** See *substitutive medication,* under *medication.* **thyroid t.,** treatment of various diseases by the thyroid gland of sheep or by derivatives from it. It is employed in myxedema, cretinism, goiter, obesity, scrofuloderma, psoriasis, pityriasis, lupus, etc. **vaccine t.,** active immunization against a disease by the injection of the bacteria of the disease or their products directly into a patient. **Weiss's fever t.** See *Weiss's treatment,* under *treatment* **zomo t.,** treatment by the administration of meat juice.

theriaca (the-ri'ak-ah) [Gr. *θηριακή* antidotal to the poison of wild animals, from *θήρ* wild animal]. 1. An antidote; especially a cure for snake-bite. 2. Molasses, or treacle. **t. androm'achi,** Venice treacle, a celebrated mixture of sixty-four drugs, formerly prescribed as an antidote for poisons.

theriakol (the-ri'ak-ol). A proprietary substance: good against snake-bite.

theriatrics (the-re-at'riks) [Gr. *θήρ* beast + *ἰατρικός* curative]. Veterinary medicine.

Therioplectes (the''re-o-plek'tēz). A genus of tabanid flies.

theriotherapy (the''re-o-ther'ap-e) [Gr. *θηρίον* beast + *θεραπεία* treatment]. Treatment of the diseases of lower animals.

theriotomy (the-re-ot'o-me) [Gr. *θηρίον* beast + *τέμνειν* to cut]. The dissection or anatomy of animals.

therm (therm) [Gr. *θέρμη* heat]. A heat-unit; the amount of heat needed to raise one gram of water through one degree centigrade.

thermacogenesis (ther''mak-o-jen'es-is) [Gr. *θέρμη* heat + *γένεσις* generation]. The action of a drug in affecting the temperature.

thermæ (ther'me) [Gr. *θέρμη* heat]. Warm springs or warm baths; also establishments for the therapeutic use of warm medicinal springs.

thermaërotherapy (ther-ma''er-o-ther'ap-e) [Gr. *θέρμη* heat + *ἀήρ* air + *θεραπεία* treatment]. Treatment by the application of hot air.

thermæsthesia (ther-mes-the'ze-ah). See *thermesthesia.*

thermal (ther'mal). Pertaining to or characterized by heat. **t. death-point.** See under *death-point*.

thermalgesia (ther-mal-je'ze-ah) [Gr. θέρμη heat + ἄλγος pain]. A condition in which the application of heat produces pain.

thermalgia (ther-mal'je-ah) [Gr. θέρμη heat + ἄλγος pain]. A condition marked by sensations of intense burning pain; causalgia.

thermanalgesia (ther"man-al-je'se-ah). Thermoanalgesia.

thermanesthesia (ther"man-es-the'ze-ah) [Gr. θέρμη heat + *anesthesia*]. Lack of ability to recognize sensations of heat and cold; absence of the heat sense.

thermantidote (ther-man'tid-ōt). A hand-blowing machine for ventilation.

thermatology (ther-mat-ol'o-je) [Gr. θέρμη heat + λόγος treatise]. The scientific study of heat as a therapeutic agent.

thermesthesia, thermæsthesia (ther-mes-the'ze-ah) [Gr. θέρμη heat + αἴσθησις feeling]. Ability to recognize heat and cold; the temperature sense.

thermesthesiometer, thermæsthesiometer (ther"mes-the-ze-om'et-er) [*thermesthesia* + Gr. μέτρον measure]. An instrument for measuring sensibility to heat and cold.

thermic (ther'mik). Of or pertaining to heat. **t. fever,** sunstroke.

thermifugin (ther-mif'u-jin). Sodium methyl trihydroxy quinolin carbonate, an antipyretic remedy, $C_9H_8(CH_3).NCOONa$, in colorless crystals. Dose, 1½–3½ gr. (0.1–0.25 gm.).

thermin (ther'min). Tetrahydronaphthylamin: a colorless liquid, $C_{10}H_{11}.NH_2$; used as a mydriatic. **t. hydrochlorid,** $C_{10}H_{11}.NH_2.HCl$, a colorless, crystalline mydriatic agent.

thermion (ther'me-on) [Gr. θέρμη + *ion*]. A particle containing an electric charge emitted by an incandescent substance; such as the electrons emitted from the cathode in a Coolidge tube.

thermionics (ther-me-on'iks). The science of the phenomena exhibited by thermions.

thermit (ther'mit). A mixture of aluminum and ferric oxid.

thermo- [Gr. θέρμη heat]. A prefix implying some relation to heat.

thermo-æsthesia (ther"mo-es-the'ze-ah). See *thermesthesia*.

thermo-algesia (ther"mo-al-je'ze-ah). Same as *thermalgesia*.

thermo-analgesia (ther"mo-an-al-je'ze-ah) [Gr. θέρμη heat + *analgesia*]. Complete anesthesia to heat stimulation.

thermo-anesthesia (ther"mo-an-es-the'ze-ah). See *thermanesthesia*.

thermocauterectomy (ther"mo-kaw-ter-ek'to-me) [*thermocautery* + Gr. ἐκτομή excision]. Excision of an organ (as the uterus) by the thermocautery. igniextirpation.

thermocautery (ther-mo-kaw'ter-e) [Gr. θέρμη heat + *cautery*]. Cauterization by means of a heated wire or point.

thermochemistry (ther-mo-kem'is-tre) [Gr. θέρμη heat + *chemistry*]. The scientific study of the relations between thermic and chemical energies.

thermochroic (ther-mo-kro'ik) [Gr. θέρμη heat + χρόα color]. Reflecting some of the heat-rays and absorbing or transmitting others.

thermochroism, thermocrosis (ther-mok'ro-izm, ther-mo-kro'sis). The state or condition of being thermochroic.

thermocoagulation (ther"mo-ko-ag-u-la'shun). Treatment of growths by producing coagulation through the action of high-frequency currents.

thermocurrent (ther-mo-kur'ent). A thermoelectric current.

thermodiffusion (ther"mo-dif-u'zhun). Diffusion by heat.

thermodin (ther-mo'din). A white, crystalline powder, $C_6H_4.(OC_2H_5)N(COCH_3)COOC_2H_5$, or acetylparaethoxyphenylurethan, derived from urethan. It is soluble in 450 parts of boiling and 2600 parts of cold water. It is an antipyretic, antiseptic, and analgesic, and is used in typhoid fever, pleurisy, influenza, and pneumonia. Dose, 5–15 gr. (0.333–1 gm.).

thermodynamics (ther"mo-di-nam'iks) [Gr. θέρμη heat + δύναμις power]. The science of the transformation of heat and energy.

thermo-electric (ther"mo-e-lek'trik). Pertaining to electricity generated by heat.

thermo-electricity (ther"mo-e-lek-tris'it-e). Electricity generated by heat.

thermo-esthesia (ther"mo-es-the'ze-ah). See *thermesthesia*.

thermo-esthesiometer (ther"mo-es-the-ze-om'et-er). See *thermesthesiometer*.

thermo-excitory (ther"mo-ek-si'to-re). Exciting or stimulating the production of heat in the body.

thermofuge (ther'mo-fūj) A proprietary preparation of aluminum silicate, glycerin, and antiseptics: used as an anodyne and antiphlogistic dressing.

thermogenesis (ther-mo-jen'es-is) [Gr. θέρμη heat + γένεσις production]. The production of heat: especially the process of generating heat within the animal body.

thermogenetic, thermogenic (ther"mo-jen-et-ik, ther-mo-jen'ik) Producing heat or pertaining to the production of heat.

thermogenics (ther-mo-jen'iks). A scientific view of the production of heat.

thermogenous (ther-moj'en-us). Same as *thermogenetic*.

thermograph (ther'mo-graf) [Gr. θέρμη heat + γράφειν to record]. A registering thermometer; an instrument for recording heat variations.

thermohyperalgesia (ther"mo-hi-per-al-je'ze-ah) [Gr. θέρμη heat + *hyperalgesia*]. A condition in which the application of heat causes extreme pain.

thermohyperesthesia, thermohyperæsthesia (ther"mo-hi-per-es-the'ze-ah) [Gr. θέρμη heat + *hyperesthesia*]. Extreme sensitiveness to heat and cold.

thermohypesthesia (ther"mo-hi-pes-the'ze-ah). Thermohypoesthesia.

thermohypoesthesia (ther"mo-hi-po-es-the'ze-ah). Decreased sensibility to heat and cold.

thermo-inhibitory (ther"mo-in-hib'it-or-e). Inhibiting or retarding the production of bodily heat. See *center*.

thermol (ther'mol). A white, tasteless, and nontoxic base, acetyl salicyl phenetidin, $C_{17}H_{17}NO_4$, analgesic, antiseptic, and antipyretic. Dose, 3–6 gr. (0.199–0.4 gm.).

thermolabile (ther-mo-la'bil). Easily altered or decomposed by heat. As applied to sera, it means losing its activity at a temperature of from 55° to 56° C.

thermolamp (ther'mo-lamp) [Gr. θέρμη heat + λάμπη lamp]. A lamp for heating.

thermolaryngoscope (ther"mo-lar-ing'go-skōp). A laryngoscope heated by electricity so that the mirror does not become obscured by condensing moisture.

thermology (ther-mol'o-je) [Gr. θέρμη heat + λόγος treatise]. The science of heat.

thermolysis (ther-mol'is-is) [Gr. θέρμη heat + λύσις loosening]. 1. Chemic dissociation by means of heat. 2. The dissipation of bodily heat by means of radiation, discharge of excretions, etc.

thermolytic (ther-mo-lit'ik) [Gr. θέρμη heat + λύειν to loosen]. 1. Pertaining to thermolysis. 2. Dissipating the heat of the body, or promoting its dissipation. See *center*.

thermomassage (ther"mo-mas-azh') [Gr. *θέρμη* heat + *massage*]. Massage with heat.

thermometer (ther-mom'et-er) [Gr. *θέρμη* heat + *μέτρον* measure]. An instrument for ascertaining temperatures. It consists of a substance which expands and contracts with alterations of temperature, and of a graduated scale indicating the degree of expansion or contraction (see *table of equivalents*). **air-t.**, one whose expansible material is air. **alcohol t.**, one whose expansible material is alcohol. **axilla t.**, a clinical thermometer to be used in the axilla. **Celsius t.**, **centigrade t.**, one with 100 degrees between the melting-point of ice and the boiling-point of water, the former being at zero and the latter at 100 degrees. **clinical t.**, one for use at the bedside of the sick. **differential t.**, one for measuring very small variations of temperature. **Fahrenheit t.**, one in which the space between the freezing-point and the boiling-point is divided into 180 degrees, 32° being the freezing-point of water and 212° the boiling-point of water. **fever-t.**, an ordinary clinical thermometer **half-minute t.**, an exceedingly sensitive form of clinical thermometer. **homigrade t.**, a thermometer in which 100° represents the normal temperature of the human body (98.5° F., 37° C.), zero the freezing-point, and 270° the boiling-point (212° F., 100° C.). **kata t.** See *katathermometer*. **maximum t.**, one which registers the maximum heat to which it has been exposed. **mercurial t.**, one which has mercury in its expansible column. **metallic t.**, one which contains some metal other than mercury as its expansible element. **metastatic t.**, one which will indicate very minute changes of temperature. **minimum t.**, one which registers the lowest temperature to which it has been exposed. **Réaumur t.**, one which has 80° in place of the 100° of the centigrade scale. **resistance t.**, a thermometer which uses the electric resistance of metals as its measurement of temperature. It consists of a resistance bulb of nickel or platinum wire and a Wheatstone bridge. **self-registering t.**, one which records variations of temperature. **surface-t.**, a clinical thermometer for taking the temperature of the surface of the body.

thermometric (ther-mo-met'rik). Pertaining to a thermometer or to the measurement of heat.

thermometry (ther-mom'et-re). The measurement of temperatures.

thermoneurosis (ther-mo-nu-ro'sis) [Gr. *θέρμη* heat + *neurosis*]. Pyrexia of vasomotor origin.

thermopalpation (ther"mo-pal-pa'shun) [Gr. *θέρμη* heat + *palpation*]. Palpation for the purpose of determining differences of temperature at different portions of the body.

thermopenetration (ther"mo-pen-et-ra'shun). Application of currents of low tension and high amperage, which produce warmth in the deeper parts of the body; medical diathermy. Called also *De Keating-Hart method*.

thermophagy (ther-mof'aj-e) [Gr. *θέρμη* heat + *φαγεῖν* to eat]. The eating of very hot food.

thermophil, thermophilic (ther'mo-fil, ther-mo-fil'ik) [Gr. *θέρμη* heat + *φιλεῖν* to love]. Not able to grow without a high or very considerable degree of heat; fond of heat; said of bacteria which develop best at a temperature of 40° to 70° C.

thermophobia (ther-mo-fo'be-ah) [Gr. *θέρμη* heat + *φόβος* fear]. Morbid dread of heat.

thermophore (ther'mo-for) [Gr. *θέρμη* heat + *φέρειν* to bear]. A metallic box or rubber bag filled with a mixture of glue, sodium acetate, sodium chlorid, and calcium sulphate. Dipped in hot water, it retains its heat for a long time, and is used in the local treatment of diseases.

thermophylic (ther-mo-fi'lik) [Gr. *θέρμη* heat + *φυλακή* guard]. Resisting the destructive effects of heat (said of certain bacilli).

TABLE OF EQUIVALENTS OF CENTIGRADE AND FAHRENHEIT THERMOMETRIC SCALES.

CENT.	FAHR.	CENT.	FAHR.	CENT.	FAHR.
°	°	°	°	°	°
—40	—40.0	9	48.2	57	134.6
—39	—38.2	10	50.0	58	136.4
—38	—36.4	11	51.8	59	138.2
—37	—34.6	12	53.6	60	140.0
—36	—32 8	13	55.4	61	141.8
—35	—31 0	14	57.2	62	143.6
—34	—29.2	15	59.0	63	145.4
—33	—27 4	16	60.8	64	147.2
—32	—25.6	17	62.6	65	149.0
—31	—23.8	18	64 4	66	150.8
—30	—22 0	19	66 2	67	152.6
—29	—20.2	20	68 0	68	154.4
—28	—18.4	21	69.8	69	156.2
—27	—16.6	22	71.6	70	158.0
—26	—14 8	23	73.4	71	159.8
—25	—13 0	24	75 2	72	161.6
—24	—11 2	25	77.0	73	163.4
—23	—9 4	26	78.8	74	165.2
—22	—7.6	27	80.6	75	167.0
—21	—5 8	28	82.4	76	168.8
—20	—4 0	29	84.2	77	170.6
—19	—2 2	30	86 0	78	172.4
—18	—0.4	31	87.8	79	174.2
—17	+1 4	32	89.6	80	176.0
—16	3 2	33	91 4	81	177.8
—15	5 0	34	93.2	82	179.6
—14	6 8	35	95 0	83	181.4
—13	8.6	36	96.8	84	183.2
—12	10 4	37	98.6	85	185 0
—11	12 2	38	100.4	86	186.8
—10	14 0	39	102 2	87	188.6
—9	15 8	40	104 0	88	190.4
—8	17.6	41	105 8	89	192.2
—7	19 4	42	107.6	90	194.0
—6	21 2	43	109 4	91	195.8
—5	23 0	44	111 2	92	197.6
—4	24 8	45	113.0	93	199.4
—3	26 6	46	114.8	94	201.2
—2	28 4	47	116.6	95	203 0
—1	30 2	48	118.4	96	204.8
0	32 0	49	120 2	97	206.6
+1	33 8	50	122 0	98	208.4
2	35 6	51	123.8	99	210.2
3	37 4	52	125 6	100	212.0
4	39 2	53	127 4	101	213.8
5	41 0	54	129 2	102	215.6
6	42.8	55	131.0	103	217.4
7	44.6	56	132.8	104	219.2
8	46.4				

thermopile (ther'mo-pīl) [Gr. *θέρμη* heat + L. *pi'la* pile]. A thermo-electric battery used in measuring small variations in the degree of heat. It consists of a number of metallic plates connected together, in which, under the influence of heat, an electric current is produced.

thermoplegia (ther-mo-ple'je-ah) [Gr. *θέρμη* heat + *πληγή* stroke]. Heat-stroke or sunstroke; thermic fever.

thermopolypnea, thermopolypnœa (ther"-mo-pol-ip'ne-ah) [Gr. *θέρμη* heat + *πολύς* many + *πνοΐα* breath]. A quickening of the respiration due to great heat or high temperature.

thermopolypneic (ther"mo-pol-ip-ne'ik). Concerned with thermopolypnea; concerned with the causation of panting by the application of heat.

thermoprecipitation (ther"mo-pre-sip-it-a'shun) [Gr. *θέρμη* heat + *precipitation*]. Precipitation by heat.

thermoprecipitin (ther"mo-pre-sip'it-in). A heated extract of a bacterium used for precipitin tests.

thermoprecipitinogen (ther"mo-pre-sip-it-in'o-jen). A heated precipitinogen. When injected into animals coctoprecipitins are produced.

thermoradiotherapy (ther"mo-ra"de-o-ther'ap-e). A method of applying the *x*-rays in combination with a heating of the tissues by thermopenetration on the theory that the radiosensitiveness of tissues is increased by heating them.

thermoregulation (ther"mo-reg-u-la'shun). Heat regulation.

thermoregulator (ther-mo-reg'u-la-tor). 1. Controlling or regulating heat. 2. Same as *thermostat.*

thermoscope (ther'mo-skōp) [Gr. *θέρμη* heat + *σκοπεῖν* to view]. A differential thermometer.

thermostabile (ther-mo-sta'bil). Not easily affected by moderate heat; not affected by a temperature of over 55° C.

thermostat (ther'mo-stat) [Gr. *θέρμη* heat + *ἱστάναι* to halt]. An apparatus or appliance for regulating the heat automatically.

thermosteresis (ther"mo-ster-e'sis) [Gr. *θέρμη* heat + *στέρησις* deprivation]. The deprivation of heat

thermosystaltic (ther"mo-sis-tal'tik) [Gr. *θέρμη* heat + *σύν* together + *στέλλειν* to send]. Contracting under the influence or stimulus of heat.

thermosystaltism (ther-mo-sis'tal-tizm) [Gr. *θέρμη* heat + *συστέλλειν* to contract]. Muscular contraction in response to temperature changes.

thermotactic (ther-mo-tak'tik) [Gr. *θέρμη* heat + *τακτικός* regulating]. Regulating or controlling the bodily temperature. See *center.*

thermotaxic (ther-mo-taks'ik) [Gr. *θέρμη* heat + *τάξις* order]. Same as *thermotactic.*

thermotaxine (ther-mo-taks'in). A proprietary antipyretic and sedative remedy.

thermotaxis (ther-mo-taks'is) [Gr. *θέρμη* heat + *τάξις* arrangement]. 1. The normal adjustment of the bodily temperature. 2. The movement of organisms in relation to heat.

thermotherapy (ther-mo-ther'ap-e) [Gr. *θέρμη* heat + *θεραπεία* therapy]. Treatment of disease by the application of heat.

thermotics (ther-mot'iks). The science of heat.

thermotonometer (ther"mo-to-nom'et-er) [Gr. *θέρμη* heat + *τόνος* tension + *μέτρον* measure]. An instrument for measuring the amount of muscular contraction caused by heat.

thermotoxin (ther-mo-toks'in) [Gr. *θέρμη* heat + *toxin*]. Any toxic substance formed in the living organism by heat.

thermotracheotomy (ther"mo-tra-ke-ot'o-me). Tracheotomy with the actual cautery.

thermotropism (ther-mot'ro-pizm) [Gr. *θέρμη* heat + *τροπή* turn]. The attractive and repulsive influence exerted by heat on certain bacterial cells.

thermozine (ther'mo-zīn). A proprietary aseptic poultice material, used in veterinary practice for wounds, sores, and inflammations.

theroid (the'roid) [Gr. *θηριώδης* beast-like]. Resembling an animal of a lower order.

theromorph (the'ro-morf) [Gr. *θήρ* wild beast + *μορφή* form]. A morphologic part of an organism or individual with supernumerary, teratic, or absent parts, giving it a resemblance to a lower animal.

theromorphia, theromorphism (the-ro-mor'fe-ah, the-ro-mor'fizm). The abnormal resemblance of some part of the organism to the normal structure of the corresponding part of an animal of lower type.

thesis (the'sis) [Gr. *θέσις* proposition]. An essay prepared for a degree.

Thessalus (thes'al-us). A Greek physician, the son of Hippocrates, believed to have been the author of medical writing. He regarded excessive bile secretion as a cause of disease.

Thessalus of Tralles. A Greek physician of the school of the Methodists; born in Lydia, and practising during the reign of Nero. He was a pupil of Themison.

thevetin (thev'et-in). A bitter, white, crystalline or powdery and poisonous glucosid from *Theve'tia neriifo'lia* and *T. theve'tia,* apocynaceous tropical plants. It is emetocathartic and antipyretic.

thial (thi'al). Urotropin oxymethylsulphonate: used in solution as an antiseptic.

thialdin (thi-al'din). An agent occurring in volatilizable crystals, $NH(CHCH_3S)_2CHCH_3$, derived from aldehyd ammonia by the action of sulphureted hydrogen; it is a heart stimulant.

thialion (thi-a'le-on). A proprietary preparation of a lithium salt. used for gout, etc.

thiasin (thi'as-in). A sulphur-containing compound isolated from blood; it is identical with ergothionein.

thick wind (thik). Rough breathing in horses, usually occurring after pneumonia.

Thielmann's diarrhea drops, diarrhea mixture (tēl-manz) [Karl Heinrich *Thielmann,* German internist, 1802–1872]. See under *mixture.*

Thiersch's method (tēr'shez) [Karl *Thiersch,* German surgeon, 1822–1895]. A method of skin-grafting in which long, broad strips of skin are used, which include one-half the thickness of the skin; *i. e.,* the epidermis, rete, and part of the cutis vera.

thigenol (thi-je'nol). A soluble sulphur compound containing 10 per cent. of organic sulphur. It is a solution of the sodium salts of synthetic sulpho-oleic acids and is used in place of sulphur in skin diseases.

thigh (thi). The portion of the leg above the knee. **t.-bone,** the femur. **cricket-t.,** rupture of some of the fibers of the rectus femoris, which may occur in playing cricket or foot-ball, sometimes the tendon of the quadriceps or that of the patella is also ruptured. **Heilbronner's t.,** broadening and flattening of the thigh seen in cases of organic paralysis when the patient lies on his back on a hard mattress. It does not appear in hysteric paralysis.

thigmesthesia (thig-mes-the'zhe-ah) [Gr *θίγμα* touch + *αἴσθησις* sensation]. Tactile sensibility.

thigmocyte (thig'mo-sīt) [Gr. *θίγμα* touch + *κύτος* cell] A name recently given to a blood-platelet on the theory that the platelet's function is to adhere to non-greasy matter. When the platelets make an effort to ingest foreign matter, the cells stretch and allow thrombin to exude, thus allowing clotting to occur.

thigmotaxis (thig-mo-taks'is). Same as *thigmotropism.*

thigmotropism (thig-mot'ro-pizm) [Gr *θίγμα* touch + *τρόπος* turning]. An adjustment with reference to contact or mechanical stimuli.

thilanin (thi'lan-in) [Gr. *θεῖον* sulphur + L. *la'na* wool]. A yellowish, oily substance, consisting of lanolin that contains 3 per cent. of sulphur. It is used locally in skin diseases.

thilaren (thi'lar-en). A solution of linalyl acetate thiozonid and alkali thiozonate: used in preparing artificial sulphur baths.

thilaven (thi'lav-en). $C_5H_7S_3C_2CH_2C_5H_9O_2$, a solution of linalyl acetthiozone in alkaline thiozone, used as a substitute for ichthyol.

thio- [Gr. *θεῖον* sulphur]. A prefix implying composition with sulphur.

thio-acid (thi-o-as'id). Any acid formed by the substitution of sulphur for the oxygen of an oxygen acid.

thio-albumose (thi-o-al'bu-mōs). A deutero-albumose having a large sulphur content.

thio-alcohol (thi"o-al'ko-hol). Same as *mercaptan.*

thio-aminopropionic acid (thi"o-am"in-o-pro-pe-on'ik). See under *acid.*

Thiobacillus (thi-o-bas-il'us) [Gr. *θεῖον* sulphur]. A genus of the family Nitrobacteriaceæ. They obtain their energy from the oxidation of sulphur or sulphids to sulphates

Thiobacteria (thi"o-bak-te're-ah). Thiobacteriales.

Thiobacteriales (thi"o-bak-te-re-a'lēs). An order under the class Schizomycetes. It includes the

sulphur bacteria whose cells contain either granules of free sulphur or bacteriopurpurin, or both.

thiocamf, thiocamph (thi'o-kamf). A greenish-yellow fluid derived from camphor and sulphur dioxid: disinfectant.

thiocol (thi'o-kol). A white or pinkish, crystalline powder, potassium ortho-guaiacol-sulphonate, $CH_3O.C_6H_3(OH).SO_2.OK$, soluble in water and containing about 60 per cent. of guaiacol. It is used as a substitute for guaiacol in tuberculosis, catarrhs, and chronic coughs. Dose, 5–20 gr. (0.33–1.333 gm.).

thiocyanate (thi-o-si'an-āt) [Gr. *θεῖον* sulphur + *κύανος* blue]. A salt analogous in composition to a cyanate, but containing sulphur instead of oxygen.

thiodin (thi'o-din). A preparation of iodin, ichthyol, hydrastin, glycerin, etc., in the form of suppositories

thio-estrin (thi-o-es'trin). A proprietary sulphur preparation: used in gout, rheumatism, etc.

thio-ether (thi-o-e'ther). A sulphur ether; an ether in which sulphur replaces oxygen.

thioethylamin (thi-o-et-hil-am'in). An amin, $SH(CH_2)_2NH_2$, formed from cystein by the loss of CO_2.

thioflavin (thi-o-fla'vin) [Gr. *θεῖον* sulphur + *flavin*]. A yellow dye, methyl dehydrothio-p-toluidin sulphonate.

thioform (thi'o-form). Basic bismuth dithiosalicylate, $OH\ C_6H_3S.CO.OBiO + Bi_2O_3 + 2H_2O$; a yellow-gray powder; antiseptic: used chiefly in dentistry and veterinary practice, and as an external disinfectant.

thiogenic (thi-o-jen'ik) [Gr. *θεῖον* sulphur + *γεννᾶν* to produce]. Able to convert hydrogen sulphid into higher sulphur compounds.

thiogenol (thi-o-je'nol). A proprietary solution of the sodium sulphonate of a synthetic sulpho-oil combined with sulphur: an antiseptic for external use.

thiol (thi'ol). Basic bismuth dithiosalicylate (see *thioform*), a blackish-brown powder formed by the action of sulphur on coal-tar oil, and soluble in water and alcohol. It is used internally and externally in various skin diseases. Dose, 2–10 gr. (0.13–0.6 gm.). **liquid t.**, thiol in a thick solution: used like ichthyol.

thiolin (thi'o-lin). A dark-green substance prepared by boiling 1 part of sulphur in 6 parts of linseed oil, and treating the product with sulphuric acid. It is used like ichthyol in skin diseases. Called also *thiolinic acid*. **t.-sodium.** See *sodium thiolinate*.

thiolip (thi'o-lip) [Gr. *θεῖον* sulphur + *λίπος* fat]. A proprietary salve of sulphur and lanolin for cutaneous affections.

thionin (thi'o-nin). A dark-green dye or stain, aminophenthiazin, $NH_2.C_6H_3(NS).C_6H_3.NH_2$, giving a purple color in solution, and used as a stain in microscopy. **t. hydrochlorate,** a purple stain. Called also *Lauth's violet*.

thionyl (thi'o-nil). The radicle SO.

thiophen, thiophene (thi'o-fēn). A colorless, oily benzene derivative, $(CH)_4S$, which is miscible with water. **t. diiodid,** a crystalline antiseptic powder, $C_4H_2I_2S$: used as a wound disinfectant. **t. iodid.** See *iodothiophen*. **t.-sodium sulphonate,** a white powder, $C_4H_3S.NaSO_3$: useful in prurigo. **t. tetrabromid,** a yellow powder: used like iodoform as a dusting-powder.

thiophil, thiophilic (thi'o-fil, thi-o-fil'ik) [Gr. *θεῖον* sulphur + *φιλεῖν* to love]. Growing successfully in the presence of sulphur or sulphur compounds.

thiopinol (thi-o-pi'nol). A solution of sulphur in alcohol, glycerin, and oil of pine: used for sulphur baths in rheumatic, neuralgic, and cutaneous affections.

thiopyrin (thi-o-pi'rin). Antipyrin in which the oxygen is replaced by sulphur.

thioresorcinol (thi''o-re-sor'sin-ol) [Gr. *θεῖον* sulphur + *resorcinol*]. Phenyl bisulphydrate, $C_6H_4(SH)_2$: a yellow-gray powder: used like iodoform in powder or ointment.

thiosapol (thi-o-sa'pol) [Gr. *θεῖον* sulphur + L. *sa'po* soap]. A proprietary therapeutic soap containing sulphur.

thiosavonal (thi-o-sav'o-nal). Any one of a series of proprietary therapeutic sulphur soaps.

thiosebate (thi-o-se'bāt). Any salt of thiosebic acid. Potassium thiosebate occurs in the thiosavonals.

thiosinamin (thi-o-sin'am-in). A bitter, crystalline substance, $(NH_2)CS.NHCH_2CH:CH_2$, allyl or sulphocarbamide or allyl thio-urea, from oil of mustard and ammonia. It is soluble in water, alcohol, or ether, and is used as a resolvent for scar structures, etc., and in lupus, tuberculosis, and arsphenamin dermatitis. Dose, ½–1½ gr. (0.033–0.1 gm.); hypodermic dose, 4½–7 gr. (0.3–0.45 gm.). Called also *rhodalin*.

thiosulphate (thi-o-sul'fāt). Any salt of thiosulphuric acid.

thiosulphuric acid (thi''o-sul-fu'rik). See *acid*.

Thiothrix (thi'o-thriks) [Gr. *θεῖον* sulphur + *θρίξ* hair]. A genus of encapsulated, non-motile threads with sulphur-bearing cells.

thio-urea (thi-o-u're-ah). Sulphocarbamid, $CS(NH_2)_2$, being urea in which the oxygen is replaced by sulphur.

thioxydiphenylamin (thi-oks-e-di-fen-il-am'in). A yellow powder used locally as a substitute for iodoform and internally in cystitis. Dose, 2–4 gr. (0.13–0.25 gm.).

thiozin (thi'o-zin). See *thilaven*.

thiozon (thi'o-zōn). A linalyl-sulphur compound used in baths for scabies.

third nerve (third). The oculomotor nerve. See *nerves, table of*.

thirinol (thir'in-ol). A resinol derivable from the gum resin opopanax.

thirst (therst). A craving for water or other drink. See *dipsosis* and *polydipsia*. **t.-cure.** See *Schroth's treatment*, under *treatment*.

Thiry's fistula (thi'rēz) [Jean Hubert *Thiry*, Belgian physician, 1817–1897]. See *fistula*.

thiselo (this'el-o). Popular name for fistula.

thiuret (thi'u-ret). A crystalline powder, $C_8H_7N_3S_2$: its salts are antiseptic. The hydrobromid, hydrochlorid, phenolsalicylate, salicylate, and phenolsulphonate of thiuret are employed therapeutically.

thlipsencephalus (thlip-sen-sef'al-us) [Gr. *θλῖψις* pressure + *ἐγκέφαλος* brain]. A monster with a deficient skull, or with the upper part of the skull lacking.

thlyptol (thlip'tol). A proprietary liquid antiseptic and deodorant combination of oil of thyme, eucalyptus, etc., with benzoboric acid.

thoka-losi (tho-kah-lo'se). Incision of the membranous portion of the urethra, practised by natives of Australia and the Fiji Islands in the belief that it is a cure for fever and rheumatism.

thoko (tho'ko). A skin disease endemic in Fiji; probably yaws.

Thoma's ampulla, fluid (to'mahz) [Richard *Thoma*, German histologist, born 1847]. See *ampulla* and *fluid*.

Thoma-Zeiss (to'mah-zīs) [Richard *Thoma*, German histologist; Carl *Zeiss*, German optician]. An instrument consisting of a glass receptacle at the bottom of a slide for a microscope, having the bottom divided into minute squares. It is used for counting the red and white corpuscles of the blood. Called also *Abbé-Zeiss counting-cell*.

Thomas's splint (tom'as) [Hugh Owen *Thomas*, surgeon in Liverpool, 1834–1891]. See *splint*.

'hompson's solution (tom'sonz) [Ashburton *Thompson*, English physician of the nineteenth century]. See *solution*.

'hompson's test (tom'sonz) [Sir Henry *Thompson*, English surgeon, 1820–1904]. See under *tests*.

'homsen's disease (tom'senz) [Asmus Julius *Thomsen*, Danish physician, 1815–1896]. See *disease*.

'homson's fascia (tom'sonz) [Allen *Thomson*, Scotch anatomist, 1809–1884]. See *fascia*.

homsonianism (tom-so'ne-an-izm). An empiric system of medical practice, chiefly botanic, founded by Samuel *Thomson*, 1769–1843.

horacal (tho'rak-al). Same as *thoracic*.

horacalgia (tho-rak-al'je-ah) [Gr. *θώραξ* chest + *ἄλγος* pain]. Pain in the chest-wall.

horacaorta (tho-rak-a-or'tah). The thoracic aorta.

horacectomy (tho-rah-sek'to-me) [Gr. *θώραξ* chest + *ἐκτομή* excision]. Thoracotomy with resection of a portion of a rib.

horacentesis (tho"rah-sen-te'sis) [Gr *θώραξ* chest + *κέντησις* puncture]. Surgical puncture or tapping of the chest-wall. Called also *paracentesis thoracis* and *pleuracentesis*.

horacic (thor-as'ik) [L. *thorac'icus;* Gr. *θωρακικός*]. Pertaining to the chest. **t. duct.** See *duct*.

horacico-abdominal (tho-ras"ik-o-ab-dom'inal). Pertaining to the thorax and abdomen.

horacico-acromialis (tho-ras"ik-o-ak-ro-me-a'lis). Same as *acromiothoracic artery*. See *arteries, table of*.

horacicohumeral (tho-ras"ik-o-hu'mer-al). Pertaining to the thorax and the humerus.

horacispinal (tho"ras-is-pi'nal). Pertaining to the thoracic segment of the spinal column.

horacobronchotomy (tho"rak-o-bron-kot'o-me). Incision into the bronchus through the thoracic wall.

horacoceloschisis (tho-ra-ko-se-los'kis-is) [Gr. *θώραξ* chest + *κοιλία* belly + *σχίσις* fissure]. Fissure of the thorax and abdomen.

horacocentesis (tho"rak-o-sen-te'sis). Same as *thoracentesis*.

horacocyllosis (tho"rak-o-sil-o'sis) [Gr. *θώραξ* chest + *κύλλωσις* crippling]. Deformity of the chest.

horacocyrtosis (tho"rak-o-sir-to'sis) [Gr. *θώραξ* chest + *κύρτωσις* curvature]. Abnormal curvature of the thorax, or unusual prominence of the chest.

horacodelphus (tho"rak-o-del'fus) [Gr. *θώραξ* chest + *ἀδελφός* brother]. A double monster with one head, two arms, and four legs, the bodies being joined above the navel.

horacodidymus (tho"rak-o-did'im-us) [Gr. *θώραξ* chest + *δίδυμος* twin]. A double monster united at the thorax.

horacodynia (tho"rak-o-din'e-ah) [Gr. *θώραξ* chest + *ὀδύνη* pain]. Pain in the chest.

horacogastrodidymus (tho"rak-o-gas-tro-did'im-us) [Gr. *θώραξ* chest + *γαστήρ* belly + *δίδυμος* twin]. A twin monstrosity with the bodies joined at the bellies and chests.

horacogastroschisis (tho"rak-o-gas-tros'kis-is) [Gr. *θώραξ* chest + *γαστήρ* belly + *σχίσις* cleft]. Fissure of the thorax and abdomen

horacograph (tho-rak'o-graf) [Gr. *θώραξ* chest + *γράφειν* to write]. An apparatus for obtaining diagrams showing the movements of the chest during respiration.

horacolaparotomy (tho"rak-o-lap-ar-ot'o-me) [Gr *θώραξ* chest + *λαπάρα* loin + *τομή* a cut]. Incision through both the thorax and abdomen to gain access to the subphrenic space and adjoining regions.

horacolumbar (tho-rak-o-lum'bar). Pertaining to the thoracic and lumbar parts of the spine.

thoracolysis (tho-rak-ol'is-is) [Gr. *θῶραξ* chest + *λύσις* loosening]. The freeing of the chest wall from adhesions. **t. præcordi'aca.** See *cardiolysis*.

thoracomelus (tho-rak-om'el-us) [Gr *θώραξ* chest + *μέλος* limb]. A monster-fetus with an arm or leg of a twin fetus attached to the thorax.

thoracometer (tho-rak-om'et-er) [Gr. *θώραξ* chest + *μέτρον* measure]. Same as *stethometer*.

thoracometry (tho-rak-om'et-re). Measurement of the thorax.

thoracomyodynia (tho"rak-o-mi-o-din'e-ah) [Gr. *θώραξ* chest + *μῦς* muscle + *ὀδύνη* pain]. Pain in the muscles of the chest.

thoracopagus (tho-rak-op'ag-us) [Gr. *θώραξ* chest + *πάγος* fixed]. A twin monster fused at the thorax.

thoracoplasty (tho-ra'ko-plas-te) [Gr. *θώραξ* chest + *πλάσσειν* to mold]. Plastic surgery of the thorax; operative repair of defects of the chest.

thoracopneumoplasty (tho"rak-o-nu'mo-plas-te) [Gr. *θώραξ* chest + *πνεύμων* lung + *πλάσσειν* to form] Plastic surgical operation involving the chest and lung.

thoracoschisis (tho-rak-os'kis-is) [Gr. *θώραξ* chest + *σχίσις* fissure]. Congenital fissure of the chest.

thoracoscope (tho-rak'o-skōp) [Gr. *θώραξ* chest + *σκοπεῖν* to inspect]. 1. An instrument for examining the pleural cavity. It is pushed into the cavity through an intercostal space. 2. A stethoscope

thoracoscopy (tho-rak-os'ko-pe) [Gr *θώραξ* chest + *σκοπεῖν* to inspect]. The diagnostic examination of the chest, specifically, the direct examination of the pleural cavity by means of the endoscope, pleural endoscopy.

thoracostenosis (tho"rak-o-ste-no'sis) [Gr. *θώραξ* chest + *στένωσις* contraction]. Abnormal contraction of the chest-wall; wasp waist.

thoracostomy (tho-rak-os'to-me) [Gr. *θώραξ* chest + *στόμα* opening]. The operation of resecting the chest-wall in order to allow room for an enlarged heart.

thoracotomy (tho-rak-ot'o-me) [Gr *θώραξ* chest + *τέμνειν* to cut]. Surgical incision of the wall of the chest.

thoradelphus (tho-rah-del'fus). Same as *thoracodelphus*.

thoradin (thor'ad-in). Same as *thoremedin*.

thorax (tho'raks) [Gr. *θώραξ*] The chest; the part of the body between the neck and the abdomen. The surface of the thorax is divided into regions as follows *supraclavicular*, above the clavicles; *suprasternal*, above the sternum; *clavicular*, over the clavicles; *sternal*, over the sternum, *mammary*, the space between the third and sixth ribs on either side, *inframammary*, below the mamma and above the lower border of the twelfth rib on either side; on the back: *scapular*, over the scapulæ; *interscapular*, between the scapulæ; *infrascapular*, below the scapulæ; on the sides: *axillary*, above the sixth rib, *infra-axillary*, below the sixth rib. **Amazon t.**, a chest with only one breast. **barrel-shaped t.**, barrel-chest. a malformed chest which is rounded like a barrel; seen in pulmonary emphysema. **fusiform t.**, a chest deformed by tight lacing. **t. paralyt'icus**, the long flat thorax of patients with constitutional visceroptosis. **Peyrot's t.**, a chest that is obliquely oval seen in large pleural effusions.

Thorel's bundle (to'relz) [Ch. *Thorel*, German physician]. See under *bundle*.

thoremedin (tho rem'ed-in). A proprietary preparation of thorium: used for the radio-active treatment of skin disease, such as epithelioma, lupus, etc.

thoriagram (tho're-ag-ram) [*thorium* + Gr. *γράμμα* mark]. A photograph made with thorium.

thorium (tho're-um) [*Thor*, a Norse deity]. A rare, heavy gray metal, having radioactive properties; atomic weight, 232.15; symbol, Th. Thorium is the parent of a series of radio-active products, including mesothorium, radiothorium, and thorium emanation See the *table of radio-active elements*, p. 963. Some of its salts have been employed as medicines. Emanations from this substance have antiseptic and antifermentative properties. **t. nitrate**, $Th(NO_3)_4.4H_2O$, has been used in solution in pyelography. **t. sodium citrate.** It is used in solution for the diagnosis of conditions in the urinary system as it is opaque to *x*-rays.

Thormählen's test (tor'ma-lenz) [Johann *Thormahlen*, German physician] See under *tests*.

thorn-apple (thorn'ap-l). Same as *stramonium*.

Thornton's sign (thorn'tonz) [Knowsley *Thornton*, British physician, 1845–1904]. See under *sign*.

thornwaldtitis (torn-wald-ti'tis). Same as *Thornwaldt's disease*. See *disease*.

Thornwaldt's disease (torn'valdtz) [Gustavus Ludovicus *Thornwaldt*, German physician, 1843–1910] See *disease*

thoron (tho'ron). Thorium emanation.

thorough-joint (thur'o-joint). A diarthrosis, or arthrodia.

thorough-pin (thur'o-pin). A distention of the synovial sheath of the flexor perforans tendon of the horse at the hock-joint; also a similar distention on the carpal joint of the foreleg

thoroughwort (thur'o-wort). See under *Eupatorium*

thorter-ill (thor'ter-il). A disease of sheep, causing them to jump up in walking, and due to the presence of cœnurus cerebralis in the spinal cord Called also *leaping ill* and *louping ill*

thought-reading (thawt) Perception of the thoughts and feelings of a person's mind by means of involuntary muscular movements.

thought-transfer. Transfer of thought from one person to another without speech or other communication.

thoxos (thoks'os). A proprietary rheumatism remedy containing strontium, lithium, and colchicum

thread, celluloid. Sterilized linen thread impregnated with celluloid solution, used for ligatures and sutures. **Simonart's t.**, a band formed by the stretching of adhesions between the amnion and fetus when the amniotic cavity is distended with its proper fluid.

thread-fungi (thred). A general term for the fungi of pityriasis, favus, herpes tonsurans, etc.

thread-galvanometer. See *galvanometer*.

thread-granules. See *mitochondria*.

thread-reaction (thred). Mandelbaum's reaction.

thread-worm (thred'wurm). Same as *Oxyuris*.

three-day fever (thre'da). Dengue.

three friends (thre frendz). A liquor or cordial prepared in Italy from eucalyptus wood. It is antiseptic, stomachic, restorative, and antiperiodic.

three-glass test. See under *tests*.

thremmatology (threm-at-ol'o-je) [Gr. *θρέμμα* nursling + λόγος discourse]. The science of the laws of heredity and variation.

threpsis (threp'sis) [Gr.] Nutrition.

threpsology (threp-sol'o-je) [Gr. *θρέψις* nutrition + λόγος discourse] The sum of what is known concerning nutrition; the science of nutrition.

threshold (thresh'ōld). That degree of stimulus that just produces a sensation; a stimulus that is just appreciable or just comes within the limits of perception. Called also *Schwelle*. **absolute t.**, the lowest possible limit of perceptibility of any sensation. Called also *stimulus t.* **achromatic t.**, the least intensity of the spectrum that produces a sensation of color. Reduction of intensity below this point produces a sensation of brightness only, without any color distinction. **auditory t.**, the *mini'mum audib'ile*, or slightest perceptible sound. **t. of consciousness**, the *mini'mum sensib'ile*, or lowest limit of sensibility. **differential t.**, the lowest limit of discriminative sensibility; the ratio which the difference of two stimuli must bear to half their sum in order that their difference may be just perceptible. **double-point t.**, the smallest distance apart at which two stimuli of touch are felt as distinct **neuron t.**, that degree of excitation of a neuron which just suffices to call forth a fruitful excitation (sensation, movement, or the like) in a neuron with which it is in contact. **relational t.**, the ratio which two stimuli must have to each other in order that the difference between them may be just perceptible. **stimulus t.** See *absolute t* **t. substances.** See under *substance*. **t. of visual sensation**, the *mini'mum vis'ible*, or slightest possible vision of any object

thridacium (thri-da'she-um) [Gr. *θρῐδαξ* lettuce]. Same as *lactucarium*.

thrill (thril). A tremor or vibration felt on applying the hand or finger-tips to the body, fremitus. **aneurysmal t.**, the vibratory sensation felt on the palpation of an aneurysm **aortic t.**, a thrill perceptible over the aortic orifice in disease of its valves. **hydatid t.**, a vibration felt on percussing over a hydatid cyst **presystolic t.**, a thrill occasionally felt just before the systole by the hand placed over the apex of the heart **purring t.**, a thrill of a quality suggesting the purring of a cat.

throat (thrōt) 1 The pharynx. 2. The fauces. 3. The anterior part of the neck. **t.-cough**, a cough that is produced by irritation of the throat. **t.-deafness.** See *deafness*. **sore-t.** See *sore-throat* **trench t.**, Vincent's angina

throb (throb). A pulsating movement or sensation.

throbbing (throb'ing). Beating, attended with a beating sensation.

throe (thro) A severe pain or paroxysm.

thromballosis (throm-bal-o'sis). The condition of the venous blood produced by coagulation.

thrombase (throm'bās). See *thrombin*.

thrombectomy (throm-bek'to-me) [Gr. *θρόμβος* clot + *ἐκτομή* excision]. The operation of excising a venous thrombus.

thrombin (throm'bin). 1. The hypothetic fibrin ferment of the blood, the enzyme, present in clotted but not in circulating blood, which converts fibrinogen into fibrin Called also *thrombase*. 2 Same as *fibrinogen*.

thrombo-angiitis (throm"bo-an-je-i'tis) [Gr. *θρόμβος* clot + *angiitis*] Inflammation of the intima of a blood-vessel with clot formation **t. obliter'ans**, Buerger's term for a form of gangrene attributed to a thrombo-angiitis occurring generally in the larger arteries and veins of the leg, although it may appear in the upper extremity. Called also *presenile spontaneous gangrene*.

thrombo-arteritis (throm"bo-ar-ter-i'tis). Thrombosis conjoined with arteritis, or inflammation of an artery. **t. purulen'ta**, purulent softening of an arterial thrombosis, with infiltration of the artery-walls.

thrombocinase (throm-bo-ki'nās). Thrombokinase

thrombocyst, thrombocystis (throm'bo-sist, throm-bo-sis'tis) [Gr. *θρόμβος* clot + *κύστις* cyst]. The sac which forms around a clot or thrombus.

thrombocyte (throm'bo-sīt) [Gr. *θρόμβος* clot + *κύτος* cell] Same as *blood-platelet*.

thrombocytocrit (throm-bo-si'to-krit) [*thrombocyte* + Gr. *κρίνειν* to separate]. An instrument for measuring the platelet content of the blood.

thrombocytopenia (throm"bo-si-to-pe'ne-ah). Same as *thrombopenia*.

thrombogen (throm'bo-jen) [*thrombin* + Gr. γεννᾶν to produce]. A substance thought to exist in the blood, and by the action of a zymoplastic substance (*thrombokinase*) to be converted into thrombin. Called also *prothrombin*.

thrombogenic (throm-bo-jen'ik) [Gr. θρόμβος clot + γεννᾶν to produce]. Producing a clot, curd, or coagulum.

thromboid (throm'boid) [Gr. θρομβοειδής]. Like or resembling a thrombus.

thrombokinase (throm-bo-ki'nās). The zymoplastic substance which acts on thrombogen to produce thrombin.

thrombokinesis (throm''bo-kin-e'sis) [Gr. θρόμβος clot + κίνησις motion] The formation of a blood-clot; clotting of blood.

thrombolymphangitis (throm''bo-lim-fan-ji'tis) [*thrombus* + *lymphangitis*]. Inflammation of a lymph-vessel due to a thrombus.

thrombopenia (throm-bo-pe'ne-ah) [*thrombocyte* + Gr. πενία poverty]. Decrease in the number of blood-platelets

thrombopeny (throm'bo-pe-ne). Thrombopenia.

thrombophilia (throm-bo-fil'e-ah) [*thrombosis* + Gr. φιλεῖν to love]. A tendency to the occurrence of thrombosis.

thrombophlebitis (throm''bo-fle-bi'tis) [Gr. θρόμβος clot + φλέψ vein + -ιτις inflammation]. Thrombosis conjoined with inflammation of a vein or of veins. **t. purulen'ta**, purulent softening of a venous thrombus, with infiltration of the wall of the vessel.

thromboplastic (throm-bo-plas'tik) [Gr. θρόμβος clot + πλάσσειν to form] Causing or accelerating clot formation in the blood.

thromboplastin (throm-bo-plas'tin). A substance existing in the tissue which causes clotting of the blood. It has been used in solution as a hemostatic.

thrombosed (throm'bōzd) Affected with thrombosis

thrombosin (throm-bo'sin). A principle derived from fibrinogen, under the influence of the nucleoproteins of broken-down leukocytes, and itself convertible into fibrin.

thrombosinusitis (throm''bo-si-nu-si'tis). Thrombosis of a dural sinus.

thrombosis (throm-bo'sis) [Gr θρόμβωσις]. The formation or development of a thrombus **agonal t.**, lardaceous coagula of intravital blood formed in the heart and great vessels before death (Ribbert, 1916). **atrophic t.** See *marasmic t* **cardiac t.**, thrombosis of the heart. **coagulation t.**, that produced by coagulation of fibrin in a vessel. **compression t.**, that which is due to the compression of a vein between the heart and the thrombus. **creeping t.**, thrombosis gradually involving one portion of a vein after another. **dilatation t.**, thrombosis due to the slowing of circulation on account of dilatation of a vein. **embolic t.**, thrombosis following obstruction of a vessel by an embolus. **infective t.**, that which is due to a bacterial invasion. **jumping t.**, thrombosis affecting a vein in a part shortly after its affecting one in another part. **marantic t.**, **marasmic t.**, thrombosis, chiefly of the longitudinal sinus, occurring in the wasting diseases of infancy and of old age. Called also *atrophic t.* **placental t.** 1. A normal formation of thrombi in the placenta. 2. An abnormal extension of the foregoing process to the veins of the uterus. **plate t.**, **platelet t.**, an abnormal accumulation of blood-plates, forming a thrombus. **puerperal t.**, coagulation of blood in the veins occurring after childbirth. **Ribbert's t.** See *agonal t.* **sinus-t.**, thrombosis of a venous sinus. **traumatic t.**, thrombosis due to injury to a part. **venous t.**, thrombosis of a vein.

thrombostasis (throm-bos'tas-is) [*thrombus* + *stasis*]. Stasis of blood in a part, attended with the formation of a thrombus.

thrombotic (throm-bot'ik). Pertaining to or affected with thrombosis.

thrombus (throm'bus) [Gr. θρόμβος]. A plug or clot in a vessel remaining at the point of its formation. Cf. *embolus*. **agglutinative t.** Same as *hyaline t.* **agonal t.**, **agony t.**, a clot formed in the heart during the process of dying. **annular t.**, one which has an opening through its center, while the circumference is attached to the wall of the vessel **antemortem t.**, a white thrombus formed in the heart or in a large vessel before death. Cf. *postmortem t.* **ball-t.**, a rounded heart-clot. **blood-plate t.** See *plate, platelet thrombosis*, under *thrombosis*. **calcified t.**, a phlebolith. **coral t.**, a red clot formed by coagulated fibrin inclosing red corpuscles. **currant-jelly t.**, a soft, reddish, jelly-like clot. **ferment t.**, a thrombus formed on account of the development of fibrin-ferment in the blood. **fibrinous t.**, a thrombus composed mainly of fibrin, and attached to the walls of a blood-vessel. **globulin t.**, **hematoblastic t.**, a thrombus composed largely of globulin. **hematostatic t.**, a form due to stagnation of the blood, and made up principally of red corpuscles. **hyaline t.**, a thrombus composed of erythrocytes which have lost their hemoglobin, forming a colorless translucent mass **infective t.**, a form occurring as a result of septic or bacterial poisoning. **Laennec's t.**, a globular thrombus in the heart, chiefly in cases of fatty degeneration. **laminated t.**, **mixed t.**, a thrombus whose substance is disposed in layers which sometimes differ in their material. **lateral t.**, a clot attached to the side of a vessel, incompletely obstructing the blood-current. **marantic t.**, **marasmic t.**, a form due to wasting disease and deprivation of the blood. See *thrombosis, marantic, marasmic* **mechanic t.**, a form due to mechanic obstruction of the blood-current **milk-t.**, an accumulation of curdled milk in a lactiferous duct. **mixed t.** See *laminated t* **mural t.**, a thrombus attached to a diseased area of endocardium **obstructive t.**, one which completely obliterates the lumen of the vessel at its site. **organized t.**, one which is traversed by loops from the vasa vasorum. **pale t.**, a dull-white thrombus **parasitic t.**, an accumulation of the pigmented bodies of free malarial parasites and their spores in the capillaries of the brain. **parietal t.**, one which is so attached to the wall of a vessel as to form a kind of valve. Called also *valvular t* **phagocytic t.**, an accumulation of melaniferous leukocytes in the capillaries of the brain. **pigmentary t.**, an accumulation of free pigment in the capillaries of the brain. **plate-t.**, a thrombus composed of blood-plates. **postmortem t.**, a thrombus or clot of blood formed in the heart or in a large vessel after death **primary t.**, one which remains at the place of its origin. **propagated t.**, one which has been carried to a point more or less remote from the place of its origin, or which has grown beyond its original limits. **red t.**, a thrombus of a dark-red color formed by the coagulation of blood which is at rest **stratified t.**, one made up of layers of different colors. **traumatic t.**, one which results from an injury **valvular t.** See *parietal t.* **white t.** 1. One which contains no pigment. 2. One composed chiefly of leukocytes.

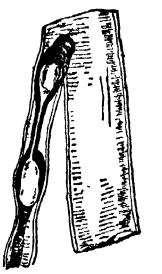

Thrombus in the saphenous vein (Green).

through-drainage (thru). See *drainage*.

through-illumination. See *transillumination*.

throwing-back. Atavism.

thrush (thrush). 1. Mycotic stomatitis; a dis-

ease of infants attended with the formation of aphthæ, or whitish spots in the mouth. It is due to the presence of fungi of the genera *Monilia, Oïdium, Saccharomyces,* and others. The aphthæ are followed by shallow ulcers. The disease is often attended with fever and gastro-intestinal irritation. The mouth is to be treated with borax and honey, and the spots may be touched with silver nitrate. Mild aperients, followed by a general tonic and sustaining treatment, are often useful. 2. A disease of the horse's foot attended with a fetid discharge.

thrust-culture (thrust). Same as *stab-culture.*

thrypsis (thrip'sis) [Gr. *θρύψις*]. A comminuted fracture.

Thudichum's test (too'de-koomz) [Johann Ludwig *Thudichum,* German physician of the 19th century]. See under *tests.*

Thuja (thu'jah) [L.; Gr. *θυία*]. 1. A genus of coniferous trees called *ar'bor-vi'tæ.* 2. The fresh tops of *T. occidenta'lis,* white cedar diuretic, antipyretic, sudorific, and emmenagogue. Dose of volatile oil, 5–10 min. (0.33–0.66 c.c.).

thujone (thu'jōn). A volatile oil, $C_{10}H_{16}O$, obtainable from the oil of thuja: stimulant and antipyretic.

thulium (thu'le-um) [*Thule,* ancient name of Shetland]. A very rare metallic element; symbol, Tu; atomic weight, 168.5.

thumb (thum) [L. *pol'lex, pol'lux*]. The most external or more nearly radial of the five digits of the hand. **t.-center.** See under *center.* **t.-lancet,** a lancet with a broad-pointed extremity, having double cutting-edges. **t.-sucker,** a child who habitually sucks the thumb; deformity of the jaws and teeth may result from the habit **t.-print,** a finger print of the thumb.

thumps (thumps). 1. A disease of swine caused by Ascaris larvæ in the lungs. 2. A kind of singultus, or hiccup, of horses, due to spasm of the diaphragm.

thunder-humor (thun-der-hu'mor). A popular name for an obstinate skin disease: said to be due to lightning-stroke.

thus (thus) [L. gen. *thu'ris*]. Olibanum or frankincense. **American t.,** the turpentine of various American pine trees. See *olibanum.* **gum t.,** turpentine.

Thuya (thu'yah). See *Thuja.*

thycalol (thi'kal-ol). A proprietary antiseptic preparation for dentists' use.

thylacitis (thi-las-i'tis) [Gr. *θύλαξ* pouch + *-ιτις* inflammation]. Inflammation of the oil-glands of the skin.

thymacetin (thi-mas-e'tin) [Gr. *θύμον* thyme + L. *ace'tum* vinegar]. A white, crystalline thymol derivative, $C_6H_2(CH_3)(C_3H_7)(OC_2H_5)NH(C_2H_3O)$. Slightly soluble in water, freely so in alcohol, and used as an antineuralgic, like phenacetin. Dose, 3–5 gr. (0.2–0.333 gm.).

thyme (tīm) [L. *thy'mus;* Gr. *θύμος*]. A plant of the genus *Thy'mus.* The *Thy'mus vulga'ris,* or garden thyme, contains a volatile oil, which is aromatic and carminative. It also contains *thymol, thymene,* and *cumene.* Dose of oil, 1–5 min. (0.066–0.333 c.c.); of fluidextract, 15–60 min. (1–4 c.c.). **t.-camphor.** See *thymol.* **wild t.,** *Thy'mus serpyl'lum,* which contains a volatile oil similar to that of *Thy'mus vulga'ris.*

thymectomize (thi-mek'to-mīz) [see *thymectomy*]. To remove the thymus gland from.

thymectomy (thi-mek'to-me) [Gr. *θύμος* thymus + *ἐκτομή* excision]. Removal of the thymus.

thymegol (thi-me'gol). A parasulphonic derivative of thymol, mercury, and potassium. It is a red-brown powder: antiseptic and emetic.

thymelcosis (thi-mel-ko'sis) [Gr. *θύμος* thymus + *ἕλκωσις* ulceration]. Ulceration of the thymus.

thymene (thi'mēn). A clear, oily hydrocarbon, $C_{10}H_{16}$, from the oil of thyme.

thymenthol (thi-men'thol). A proprietary antiseptic preparation.

thymhydroquinone (thim-hi''dro-kwin-ōn'). A substance obtainable from the urine after the administration of thymol.

thymian (thim'e-an, tim'e-an). German for *thyme.*

thymic (thi'mik) [L. *thym'icus*]. 1. Pertaining to the thymus. 2. Contained in or derived from thyme. **t. acid.** See *acid.*

thymicolymphatic (thi''mik-o-lim-fat'ik). Pertaining to the thymus and the lymphatic glands.

thymidol (thi'mid-ol). Methylpropylphenol menthol used in mouth-washes and in filling dental cavities.

thymin (thi'min) [Gr. *θύμος* thymus]. A pyrimidin base, methyl uracil, $C_5H_6N_2O_2$, obtained from nucleinic acid.

thymiodid (thi-mi'o-did). A proprietary surgical dressing.

thymion (thim'e-on) [Gr. *θύμιον*]. A cutaneous wart.

thymiosis (thim-e-o'sis) [Gr. *θύμιον* wart]. Yaws.

thymitis (thi-mi'tis). Inflammation of the thymus.

thymochrom (thi'mo-krom). Same as *phymochrom.*

thymocyte (thi'mo-sīt) [*thymus* gland + Gr. *κύτος* cell]. Lymphocyte-like cells occurring in the thymus gland.

thymoform (thi'mo-form). A yellowish, antiseptic powder, thymoloform, $CH_2[C_6H_3(CH)_3(C_3H_7)O]_2$, prepared from formaldehyd and thymol. It is soluble in ether, alcohol, chloroform, and olive oil, but insoluble in water and glycerin. It is used like aristol and iodoform.

thymogenic (thi-mo-jen'ik) [Gr. *θύμος* spirit + *γεννᾶν* to produce]. Of affective or hysteric origin.

thymohydroquinone (thi''mo-hi-dro-kwin-ōn'). A compound occurring in the urine after the administration of thymol.

thymokesis (thi-mo-ke'sis). Enlargement of the remnant of the thymus gland that is found in the adult.

thymol (thi'mol). Thyme-camphor, methylisopropyl phenol, $(CH_3)_2CH.C_6H_3(CH_3)OH$, a crystalline phenol from oil of thyme and from the oils of various other labiate plants. It is an important antiseptic and antirheumatic, and is used both internally and externally. It is applied externally in ulcers, stomatitis, and leukorrhea; internally it is used as an anthelmintic and an intestinal antiseptic; it is sometimes employed in 1:1000 solution as an antiseptic in operations. Dose, ½–2 gr. (0.033–0.133 gm.). **t. blue.** See under *blue.* **t.-camphor,** a compound of thymol and camphor: used in pruritus and in ichthyosis. **t. carbonate,** thymotal. **t.-gauze,** gauze impregnated with a 1 per cent. solution of thymol. **t.-inhalation,** a mixture of 20 gr. of thymol, 3 fl.dr. of alcohol, 10 gr. of magnesium carbonate, and enough water to make 3 fl.oz. Of this, one teaspoonful is used in a pint of water. **t. iodid.** See *aristol.* **t. phthalein.** See *thymol-phthalein.* **t. salicylate.** See *salithymol.* **t. solution,** a 1:1000 solution of thymol used for spraying. **t. urethan,** a colorless, crystalline compound of thymol and thymol carbonic ester: used as an anthelmintic.

thymolize (thi'mo-līz). To treat with thymol.

thymoloform (thi-mo'lo-form). A yellowish powder, a product of formaldehyd and thymol: used like iodoform.

thymol-phthalein (thi-mol-thal'e-in). An indicator, $C_6H_4.CO.O.C(C_6H_2.CH_3.C_3H_7.OH)_2$, with a P_H range of 9.3 to 10.5, being colorless at 9.3 and blue at 10.5.

thymolysin (thi-mol'is-in) An antibody that damages or kills thymus cells.

thymolysis (thi-mol'is-is) [*thymus* + Gr. λύσις dissolution]. Destruction of thymus tissue.

thymolytic (thi-mo-lit'ik). Having a destructive effect on thymus tissue.

thymoma (thi-mo'mah) [*thymus* + Gr. *-oμα* tumor]. A tumor of the thymus

thymopathy (thi-mop'ath-e). 1. [Gr. θυμός mind + πάθος suffering.] Any mental affection or disease. 2. [Gr. θύμος thymus + πάθος suffering.] Any disease of the thymus.

thymoprivic (thi-mo-priv'ik). Thymoprivous.

thymoprivous (thi-mop'riv-us) [*thymus* + L. *pri'vus* without] Pertaining to or caused by removal of, or atrophy of, the thymus.

thymopsyche (thi-mo-si'ke) [Gr θύμος mind + ψύχη soul]. Affective processes.

thymotal (thi'mo-tal) Thymol carbonate, $(CH_3\text{-}C_6H_3C_3H_7)_2CO$, a white, crystalline powder with the odor of thymol anthelmintic and used for ankylostomiasis. Dose, 15–30 gr. (1–2 gm.).

thymotol (thi'mo-tol). Aristol.

thymotoxic (thi-mo-tok'sik). Toxic for thymus tissue.

thymotoxin (thi-mo-tok'sin) Thymolysin.

thymotrope (thi'mo-trōp). A person who exhibits thymotropism.

thymotropic (thi-mo-trop'ik). Pertaining to or marked by thymotropism.

thymotropism (thi-mot'ro-pizm) [*thymus* + Gr. τροπή a turning]. That type of endocrine constitution in which the influence of the thymus prevails.

thymovidin (thi-mo'vid-in) A hormone which originates in the thymus of birds and stimulates the oviduct to the production of normal egg envelopes.

thymoxol (thi-moks'ol). An antiseptic and deodorant preparation of thymol and hydrogen dioxid: used in otitis media, ozena, etc.

thymozol (thi'mo-zol) A proprietary antiseptic and cicatrizant: used like iodoform.

thymus (thi'mus) [L.; Gr. θύμος] 1. A two-lobed body in the neck and thorax of an infant or of a young animal. It is composed of a connective-tissue lobe inclosed in a sort of capsule, and containing endothelial cells inclosing leukocytes and corpuscles of Hassall. The thymus appears to be a true lymph-gland, and to have a hematopoietic function, it begins to waste away about the second year, and disappears about the end of the thirteenth year. 2. See *thyme*. 3. A homeopathic preparation of wild thyme. 4. An acrothymion: a rugose wart with a round top. **accessory t.**, a separated portion of the thymus gland **t. extract**, a preparation of the thymus of animals: used therapeutically. **internal t.**, a body in either lobe of the thyroid of the cat **persistent t., t. persis'tens hyperplas'tica**, a thymus which persists into adult life, sometimes even becoming hypertrophied.

thymus-death. See *thymustod*.

thymusectomy (thi-mus-ek'to-me) [*thymus* + Gr. ἐκτομή excision] Excision of the thymus.

Thymustod (ti-moos-tōd') [Ger.]. Thymus-death; a fatal condition due to hypertrophy of the thymus, and marked by stridulous breathing, suffocation, dyspnea, and rapid death.

thynnin (thin'in). A protamin from the sperm of the tunny fish, Thymnus thynnus.

thypar (thi'pahr). Deprived of the thyroid and parathyroid glands, lacking thyroid and parathyroid.

thyraden (thi'rad-en) [*thyroid* + Gr. ἀδήν gland]. The dried extract of thyroid gland, one part of which represents two parts of fresh gland. It is a light, brownish, permanent powder, and is used in cretinism, myxedema, rickets, obesity, psoriasis, etc. Dose, 5–10 gr. (0.333–0.666 gm.).

thyramine (thi-ram'in). A trade name for an organic base derived from ergot and used like ergot.

thyrasthenia (thi-ras-the'ne-ah) [*thyroid* + Gr. ἀσθενεία weakness]. Neurasthenia due to deficient thyroid secretion.

thyrein (thi're-in). Same as *iodothyrin*.

thyreiodin (thi-re-i'o-din). Same as *iodothyrin*.

thyremphraxis (thi-rem-fraks'is) [Gr θυρεός shield + ἔμφραξις stoppage] Obstruction of the thyroid gland.

thyreo-. For words beginning thus, see those beginning *thyro-*.

thyreoitis (thi-re-o-i'tis). Inflammation of the thyroid gland.

thyreosis (thi-re-o'sis). See *thyrosis*.

thyresol (thi're-sol). A colorless liquid, the methyl ether of santalol, a proprietary non-irritating sandalwood preparation used internally in gonorrhea Dose, 8 gr (0.5 gm.), three times a day.

thyrin (thi'rin). The active principle of the secretion of the thyroid gland.

thyro-adenitis (thi''ro-ad-en-i'tis) [Gr. θυρεός shield + ἀδήν gland + -ιτις inflammation]. Inflammation of the thyroid gland.

thyro-antitoxin (thi''ro-an-te-toks'in). 1. An antitoxin developed in thyroid poisoning 2. A thyroid preparation, theoretically $C_6H_{11}N_3O_5$. It is a crystalline compound, and is said to be an effective therapeutic agent.

thyroaplasia (thi''ro-ap-la'ze-ah) [*thyroid* + α- neg. + μλάσις molding] Defective development of the thyroid gland with deficient activity of its secretion.

thyro-arytenoid (thi''ro-ar-it-e'noid) Pertaining to the thyroid and arytenoid cartilages. See also *muscles, table of*.

thyrocardiac (thi-ro-kar'de-ak). 1. Pertaining to the thyroid and the heart. 2. A person having cardiac disorder which is the result of prolonged thyroid intoxication.

thyrocele (thi'ro-sēl) [Gr. θυρεός shield + εἶδος form + κήλη tumor]. A tumor of the thyroid gland; goiter.

thyrochondrotomy (thi''ro-kon-drot'o-me) [*thyroid* + *chondrotomy*]. Surgical incision of the thyroid cartilage.

thyrocolloid (thi-ro-kol'oid). The colloid matter of the thyroid gland.

thyrocricotomy (thi''ro-kri-kot'o-me) [Gr θυρεός shield + *cricotomy*]. Tracheotomy through the cricothyroid membrane.

thyro-epiglottic (thi''ro-ep-ig-lot'ik). Pertaining to the thyroid and to the epiglottis

thyro-epiglottideus (thi''ro-ep-ig-lot-id'e-us). See *muscles, table of*.

thyrofissure (thi-ro-fish'ur) The operation of making an opening through the thyroid cartilage for the purpose of gaining access to the interior of the larynx.

thyrogenic (thi-ro-jen'ik). Thyrogenous.

thyrogenous (thi-roj'en-us) [Gr. θυρεός shield + γεννᾶν to produce]. Originating in the thyroid gland.

thyroglandin (thi-ro-glan'din). 1 A preparation of the thyroid body said to be an efficient therapeutic agent. 2. A therapeutic compound of thyroidin hydrochlorate and iodoglandin. Dose, 3–5 gr. (0.2–0.333 gm.)

thyroglobulin (thi-ro-glob'u-lin). A globulin; the iodin-protein of the thyroid gland: it is therapeutically active. On decomposition with mineral acid it yields thyroiodin.

thyroglossal (thi ro-glos'al). Pertaining to the thyroid gland and the tongue. **t. duct**, a duct of the embryo extending from the thyroid to the

base of the tongue: it sometimes persists in part to adult life.

thyrohyal (thi-ro-hi'al). 1. Pertaining to the thyroid body and the hyoid bone. 2. A greater cornu of the hyoid; also the fetal bone which becomes the greater cornu of the hyoid.

thyrohyoid (thi-ro-hi'oid). Pertaining to the thyroid gland or cartilage and the hyoid bone.

thyrohyoideus (thi"ro-hi-oid'e-us). See *muscles, table of.*

thyroid (thi'roid) [Gr. *θυρεοειδής*; *θυρεός* shield + *εἶδος* form] 1. Resembling a shield, scutiform. 2. A large reddish, ductless gland in front of and on either side of the trachea, and usually consisting of two lateral lobes and a connecting isthmus. The thyroid is inclosed in a covering of areolar tissue, and is made up of numerous closed follicles surrounded by a vascular network and containing colloid matter. It is probably a hematopoietic organ, and performs various functions of the highest importance in the economy of the body. The colloid matter of the thyroid is composed of a protein and a non-protein constituent, together with phosphorus and iodin, a nucleo-albumin, and certain extractive compounds. Sheep thyroids are used in the treatment of certain diseases. Called also *t. body, t. gland.* See *thyroid therapy*, under *therapy*, also *thyraden* and *thyroidin, iodothyrin*, etc. **aberrant t.**, a mass of thyroid tissue situated in an abnormal location. **accessory t.**, an exclave or detached portion of the thyroid occasionally present at the base of the tongue; sometimes more than one is present. It is quite distinct from the parathyroids **t. body, t. gland,** the thyroid. **t. cartilage.** See under *cartilage.* **t. extract,** one of the therapeutic preparations of the thyroid of animals. See *thyraden.* **t. fever,** fever resulting from absorption of thyroid matters during thyroidectomy. **t. foramen.** See *foramen* **t. graft.** See *graft* **intrathoracic t.** See *substernal t.* **retrosternal t., substernal t.,** a thyroid situated in whole or part in the thorax behind the sternum. **t. therapy, t. treatment.** See *therapy.*

thyroidea (thi-roi'de-ah). The thyroid gland. **t. accesso'ria, t. im'a.** See *accessory thyroid,* under *thyroid.*

thyroidectin (thi-roi-dek'tin). A substance prepared from the blood of animals from which the thyroid gland has been removed used in exophthalmic goiter. It is sold in capsules, each containing 5 gr (0.33 gm.). Dose, 1 or 2 capsules.

thyroidectomized (thi-roi-dek'to-mīzd). Having the thyroid gland removed.

thyroidectomy (thi-roid-ek'to-me) [*thyroid* + Gr. *ἐκτομή* excision]. The surgical removal of the thyroid.

thyroideum (thi-roi'de-um). The U. S. P. name for dried thyroid gland.

thyroidin (thi-roid'in). 1. Same as *thyraden.* 2. A crystallizable, iodin-free principle obtained from the thyroids of sheep, one part of which is said to represent six parts of the fresh gland. It is used for goiter, cretinism, obesity, lupus, psoriasis, etc. Dose, 1½–3 gr (0.1–0.2 gm.). 3. The alleged essential secretion of the thyroid body.

thyroidism (thi'roid-izm). 1. Thyroid poisoning; the condition resulting from overdoses of thyroid extract. 2. Hyperthyroidism. 3. The ill effect of the removal of the thyroid, dethyroidism.

thyroiditis (thi-roid-i'tis). Inflammation of the thyroid body. **ligneous t.,** fibrosis of the thyroid gland. Called also *Riedel's disease.* **parasitic t.** See *Chagas' disease,* under *disease.*

thyroidization (thi"roid-iz-a'shun). Treatment with a preparation of the thyroid.

thyroidotomy (thi-roid-ot'o-me) [*thyroid* + Gr. *τέμνειν* to cut]. Surgical incision of the thyroid.

thyro-intoxication (thi"ro-in-tok-sik-a'shun). Thyroid poisoning; thyrotoxicosis.

thyro-iodin (thi-ro-i'o-din). Iodothyrin; an amorphous brown powder forming the principal therapeutic extractive of sheep's thyroids. It is said to contain 9 per cent. of iodin and 0.5 per cent. of phosphorus. It has a stimulant effect upon the circulatory and nervous systems, and is used in myxedema, rickets, goiter, corpulency, etc., and in certain skin diseases. Dose, 4–12 gr. (0.25–0.75 gm.).

thyro-iodinin (thi"ro-i-od'in-in). Same as *thyroiodin.*

thyrolaryngeal artery (thi"ro-lar-in'je-al). See *arteries, table of.*

thyrolingual duct (thi-ro-ling'wal). Same as *thyroglossal duct.*

thyrolysin (thi-rol'is-in). A thyrolytic serum.

thyrolytic (thi-ro-lit'ik) [*thyroid* + Gr. *λύσις* dissolution]. Destruction of thyroid tissue.

thyron (thi'ron). A proprietary preparation from pigs' thyroids; used like other thyroid preparations.

thyroncus (thi-rong'kus) [*thyroid* + Gr. *ὄγκος* tumor]. Same as *goiter.*

thyronucleo-albumin (thi"ro-nu"kle-o-al-bu'min). A nucleo-albumin present in the thyroid gland.

thyro-oxy-indol (thi-ro-ok-se-in'dol). See *thyroxin.*

thyroparathyroidectomy (thi"ro-par-ah-thi"roi-dek'to-me) [*thyroid* + *parathyroid* + Gr. *ἐκτομή* excision]. Excision of the thyroid and parathyroids.

thyropenia (thi-ro-pe'ne-ah) [*thyroid* + Gr. *πένια* poverty]. Defective thyroid action without clinical symptoms, latent hypothyrosis

thyrophyma (thi-ro-fi'mah) [*thyroid* + Gr. *φῦμα* tumor]. Tumor of the thyroid gland.

thyroprival (thi-ro-pri'val) [*thyroid* + L. *pri'vus* without]. Due to removal of the thyroid, or to suppression of its functions, strumiprival

thyroprivia (thi-ro-priv'e-ah) [*thyroid* + L. *pri'vus* without, deprived of] The condition after the removal of the thyroid body.

thyroprivic, thyroprivous (thi-ro-priv'ik, thi-rop'riv-us). Thyroprival

thyroproteid (thi-ro-pro'te-id) A toxic protein substance derived from the thyroid and used therapeutically.

thyroprotein (thi-ro-pro'te-in). A toxalbumin derivable from the thyroid. It is probably one of the functions of the thyroid to produce a ferment which neutralizes the toxic effect of an accumulation of thyroprotein in the body.

thyroptosis (thi-rop-to'sis) [*thyroid* + Gr. *πτῶσις* fall]. The condition in which a goitrous thyroid is displaced so as to be concealed in the thorax.

thyrosis (thi-ro'sis), pl *thyro'ses.* Any disease based on disordered thyroid action.

thyrotherapy (thi-ro-ther'ap-e) [*thyroid* + *therapy*]. Treatment of disease by preparations of the thyroid glands of sheep.

thyrotome (thi'ro-tōm). An instrument for cutting the thyroid cartilage.

thyrotomy (thi-rot'o-me) [*thyroid* + Gr. *τέμνειν* to cut]. The surgical division of the thyroid cartilage.

thyrotoxic (thi-ro-toks'ik). Marked by toxic activity of the thyroid gland.

thyrotoxicosis (thi-ro-toks-ik-o'sis). The diseased condition produced by poisons that enter the system through the thyroid gland, or by excessive activity of the thyroid gland; toxic adenoma of the thyroid.

thyrotoxin (thi-ro-toks'in). A cytotoxin specific for thyroid tissue.

thyrotrope (thi'ro-trōp). A person with any disorder of the endocrine function of the thyroid.

thyrotropic (thi-ro-trop'ik). Pertaining to or marked by thyrotropism.

thyrotropism (thi-rot'ro-pizm) [*thyroid* + Gr. *τρόπη* a turning]. Any disorder of the endocrine function of the thyroid; that type of endocrine constitution in which the influence of the thyroid prevails.

thyroxin (thi-rok'sin). A crystalline iodin-containing compound, probably a tetraiodo-substituted derivative of the parahydroxyphenyl ether of tyrosin, $OH.C_6H_2I_2.O.C_6H_2I_2.CH_2.CH(NH_2).COOH$, isolated by Kendall from the thyroid gland, and possessing the physiologic properties of thyroid extract. Used in cases of defective thyroid functioning, such as simple goiter, cretinism, and myxedema. Dose, 0.2–2 mg.

thyroxinum (thi-rox'in-um). The U. S. P. name for thyroxin.

thyrsus (thir'sus) [Gr. *θύρσος* a wand]. The penis.

Thysanoso'ma actinioi'des. A tapeworm infesting sheep of the western United States.

thysanotrix (thi-san'o-triks). See *ichthyosis thysanotrichica*.

Ti. The chemical symbol for *titanium*.

tiacarana (te-ah-kar-an'yah). Dermal leishmaniasis of the ulcerative type.

tibia (tib'e-ah) [L.]. The inner and larger bone of the leg below the knee. It articulates with the knee above and with the astragalus below. **Lannelongue's t.**, a syphilitic tibia. **saber-shaped t.**, a deformity of the tibia due to gummatous periostitis.

tibiad (tib'e-ad). Toward the tibial aspect.

tibiæus (tib-e-e'us). Same as *tibialis*.

tibial (tib'e-al) [L. *tibia'lis*]. Of or pertaining to the tibia.

tibiale (tib-e-a'le). A bone on the tibial side of the tarsus of the embryo, partly represented in the adult by the astragalus. **t. exter'num, t. posti'cum,** a sesamoid bone found in the tendon of the tibialis posterior muscle.

tibialgia (tib-e-al'je-ah) [*tibia* + Gr. *ἄλγος* pain]. Painful shin, with lymphocytosis and eosinophilia, probably due to defective nutrition or avitaminosis (von Schrötter, 1916).

tibialis (tib-e-a'lis). See *muscles, table of*.

tibien (tib'e-en). Pertaining to the tibia alone or in itself.

tibio-accessorius (tib"e-o-ak-ses-o're-us). See under *muscles, table of*.

tibiocalcanean (tib"e-o-kal-ka'ne-an). Pertaining to the tibia and the calcaneus.

tibiofemoral (tib"e-o-fem'or-al). Pertaining to the tibia and the femur.

tibiofibular (tib"e-o-fib'u-lar). Pertaining to the tibia and the fibula.

tibionavicular (tib"e-o-nav-ik'u-lar). Pertaining to the tibia and the navicular or scaphoid bone.

tibioperoneal (tib"e-o-per-o-ne'al). Same as *tibiofibular*.

tibioscaphoid (tib"e-o-skaf'oid). Tibionavicular.

tibiotarsal (tib"e-o-tar'sal). Pertaining to the tibia and the tarsus.

tic (tik) [Fr.]. 1. As formerly used, any spasmodic movement or twitching, as of the face. 2. As at present used, a psychoneurosis marked by quick, sudden spasms that are identical with the movements of volitional intent. Tics occur in persons of neurotic tendency, are often hereditary, and usually develop in youth. Called also *mimic spasm, habit-spasm,* and *maladie des tics*. **bowing t.,** salaam convulsions, or repeated bowing movements of the head. **convulsive t.,** spasm of those parts of the face supplied by the seventh nerve. **degenerative t.,** tic occurring in connection with degeneration of the central nervous system. **t. de pensée** (deh pah-sa'), the habit of involuntarily expressing any thought that happens to come to the mind. **diaphragmatic t.,** spasmodic twitching movements of the diaphragm Called also *respiratory t.* **t. douloureux** (doo-loo-ro'), a spasmodic facial neuralgia. **facial t.,** spasm of the facial muscles. **gesticulatory t.** that marked by spasmodic movements resembling the gestures of an orator or an actor. **habit t.,** habit spasm. See *spasm*. **laryngeal t.,** that marked by a noisy expulsion of air through the glottis. **local t.,** a tic affecting only a limited locality, as the eye. **mimic t.,** facial tic **motor t.,** a tic which is marked only by the spasmodic movement without mental disturbance. It includes facial spasm, blepharospasm respiratory, laryngeal, rotatory, and other varieties of tic. **t. non-douloureux,** myoclonus. **progressive choreic t.,** a chronic disease beginning in early life, marked by spasms which at first affect the neck muscles, but, as the disease advances spread to the rest of the body. The disease ends fatally. **psychomotor t.,** a tic that is accompanied with some mental disorder. It includes the peculiar habit-spasms of insanity that are attended with delusions or insane ideas—the peculiar conditions known as mental torticollis, latah miryachit, palmus, and Gilles de la Tourette's disease, or dancing mania. **respiratory t.** See *diaphragmatic t.* **rotatory t.** Same as *rotatory spasm*. See *spasm*. **saltatory t.,** saltatory spasm; a nervous condition marked by rhythmic dancing or jumping movements whenever the patient stands. **spasmodic t.,** a condition marked by spasmodic movements of groups of muscles occurring at irregular intervals.

tick (tik). A blood-sucking arachnid parasite of the family Ixodidæ. The ticks are larger than their relatives, the mites All ticks are divided into two subfamilies, the Argatinæ, or soft ticks, and the Ixodinæ, or hard ticks The former includes the genera *Argas* and *Ornithodorus*, the latter the genera *Boöphilus, Amblyomma, Dermacentor Hæmaphysalis, Hyalomma, Ixodes, Margoropus Rhipicephalus,* and *Rhipicentor* **adobe t.** See *Argas persicus*. **bont t.,** Amblyomma hebræum **brown dog t.,** Rhipicephalus sanguineus. **dog t.,** Hæmaphysalis leachi, Dermacentor variabilis Rhipicephalus sanguineus. **ear t.,** Ornithodorus megnini. **lone star t.,** Amblyomma americanum **miana t.** See *Argas*. **pigeon t.,** Arcus **seed t.,** the young ticks soon after hatching. **spinous ear t.** See *Otiobius megnini*. **tampan t.** Ornithodorus moubata. **wood t.** See *Dermacentor* and *Ixodes ricinus*.

tickle (tik'el). To titillate; to produce in any subject the effect called tickling.

tickling (tik'ling). Light stimulation of a sensitive surface, and its reflex effect, such as involuntary laughter, etc.

Ticorea febrif'uga (ti-ko're-ah). A South American tree which affords a valuable antiperiodic medicine.

ticpolonga (tik-po-long'ah). A very venomous serpent of Ceylon and India, *Daboʻia elegans* Called also *coʻbra-monʻil*.

tictology (tik-tol'o-je) [Gr. *τίκτειν* to give birth + *λόγος* treatise]. Obstetrics.

ticuna (ti-ku'nah) [name of a tribe of Indians] An arrow-poison of South America.

t. i. d. An abbreviation for the Latin *ter in die* "three times a day."

tidal air (ti-dal). See under *respiration*. **t. breathing,** Cheyne-Stokes respiration. See *respiration*. **t. wave.** See *wave*.

tide, acid (tīd). A temporary increase in the acidity of the urine which sometimes follows fasting. **alkaline t.,** temporary increase of the alkalinity of the urine during gastric digestion.

Tidy's test (ti'dēz) [Charles Meymott *Tidy*, English physician, 1843–1892]. See under *tests*.

Tiedemann's glands, nerve (te'dem-anz) [Frederick *Tiedemann*, German anatomist, 1781–1861]. See *gland* and *nerves, table of.*

tiger-lily appearance. See *tabby-cat heart* under *heart.*

tight-nailing. See *nail-bound.*

tiglium (tig'le-um) [L. gen. *tig'lii*]. The croton-oil plant, *Cro'ton tig'lium.* See *croton oil,* under *oil.*

tigretier (te-gret-e-a') [Fr.]. A form of hysteric dancing mania peculiar to Tigré, a region in Abyssinia.

tigroid (ti'groid) [Gr. *τιγροειδής* spotted]. Spotted like a tiger. A term applied to Nissl bodies or masses of deeply staining substance in the protoplasm of neurons.

tigrolysis (ti-grol'is-is). The breaking up of the tigroid substance of a cell, especially of a nerve-cell.

tikitiki (te-ke-te'ke). The Japanese name for rice polishings. A soup made from them is used as a neuritis-preventing diet.

Tilia (til'e-ah) [L.]. A genus of trees, the lindens or basswood. *T. europæ'a* is the linden, or lime, whose flowers are stimulant and demulcent, and are used in catarrh of the respiratory passages, in headache, and in the preparation of sedative baths for irritable conditions.

tiliacorin (til-e-ak'o-rin). An alkaloid, $C_{30}H_{27}NO_3(OCH_3)_2$, from *Tiliacora acuminata.*

tiliadin (til-i'ad-in). A neutral body, $C_{21}H_{32}O_2$, from the bark of *Til'ia europæ'a.*

Tillaux's disease (te-ōz') [Paul Jules *Tillaux*, French physician, 1834–1904] Mammitis with the formation of multiple fibrous tumors in the breast.

Tilletia (til-e'she-ah). A genus of ustilagineous fungi causing smut on cereals. *T. scarlatino'sa* is said to occur in the blood of scarlet-fever patients.

tilma (til'mah), pl. *til'mata* [Gr. *τίλμα*]. A spasm.

tilmus (til'mus). The pulling out of the hair.

timbre (tim'ber, tahn'br) [Fr.]. A musical quality in a tone or sound. **t. métallique,** a high-pitched amphoric sound having a metallic quality.

time (tīm) [Gr. *χρόνος*; L. *tem'pus*]. A measure of duration. **association t.,** the time required for the completion of a mental association. **bleeding t.,** the duration of the bleeding that follows puncture of the ear-lobe; employed as a test of hemophilia. **coagulation t.,** the time which it takes a drop of blood to coagulate. **inertia t.,** the time required to overcome the inertia of a muscle after the reception of a stimulus from a nerve. **perception t.,** the time required for the process of perceiving a stimulus. **psychophysical t.,** the time occupied by mental operations, especially in producing voluntary actions. **reaction t.,** the time elapsing between the application of a stimulus and the resulting reaction. **recognition t.** Same as *perception t.* **t.-sense,** the sense by which the lapse of time is perceived.

tin (tin) [L. *stan'num*]. A white, metallic element, having an atomic weight of 118, a specific gravity of 7.3, a valence of 2 or 4; symbol, Sn. Some of its salts are reagents, while others are stains. **t. chlorid,** a compound, $SnCl_2 + 2H_2O$, or stannous chlorid: used as a test reagent.

Tinct., tinct. An abbreviation for *tincture* or *tinctura.*

tinctable (tink'tab-l). Stainable or tingible.

tinction (tink'shun) [L. *tin'gere* to dye]. 1. The act of staining. 2. The addition of coloring or flavoring agents to a prescription.

tinctorial (tink-to're-al). Pertaining to dyeing or staining.

tinctura (tink-tu'rah) [L.; gen. and pl. *tinctu'ræ*]. Latin for *tincture.* **t. antac'rida,** an emmenagogue preparation of corrosive chlorid of mercury, guaiac, Canada turpentine, and oil of sassafras.

tincturation (tink-tu-ra'shun). The preparation of a tincture; the treatment of a drug with a menstruum, such as alcohol or ether, in such a way as to form a tincture.

tincture (tink'tūr) [L. *tinctu'ra*]. A medicinal solution, usually less strong than a fluidextract. **alcoholic t.,** one prepared with alcohol. **ammoniated t.,** a tincture prepared with ammoniated alcohol. **antiperiodic t.** Same as *Warburg's t.* **aqueous t.,** one prepared with water. **balsamic t.,** compound tincture of benzoin. **Bestucheff's t.,** the tincture of ferrous chlorid. **bitter t.,** a composition of centaury, gentian, bitter-orange peel, bitter-orange berries, and orange-flowers extracted with alcohol. **Churchill's t.,** iodin, 16 5; potassium iodid, 3 3; distilled water, 2.5, and alcohol enough to make 100. **Dewees' t.,** a preparation of guaiac, 4 ounces; sodium carbonate, 90 gr.; allspice, 1 ounce; spirit of ammonia, 1 fl oz.; alcohol, 15 fl.oz. **ethereal t.,** a tincture made with ether and alcohol **Fleming's t.,** strong tincture of aconite. **t. of gambir, compound,** it contains gambir and Saigon cinnamon. Dose, 1 fl dr. (4 c.c). **glycerinated t.,** a tincture made with alcohol to which glycerin has been added. **golden t.** Same as *Bestucheff's t.* **t. of green soap,** liniment of soft soap. **Greenough's t.,** an alcoholic tooth-wash containing alum, bitter almonds, logwood, orris-root, horse-radish, potassium oxalate, cochineal, etc. **Hatfield's t.,** a tincture of guaiac and soap. **Huxham's t.,** tinctura cinchonæ composita. **hydro-alcoholic t.,** one prepared with very dilute alcohol. **Klaproth's t.** Same as *Bestucheff's t* **mother-t.,** a homeopathic tincture from which the standard dilutions are prepared. **Norwood's t.,** tincture of veratrum viride, stronger than that of the U. S. P. **Physick's t.,** a tonic preparation made by steeping iron filings, gentian, ginger, and orange-peel in old cider. **Rymer's cardiac t.,** tincture of aloes and rhubarb, containing camphor, capsicum, cardamom, sulphuric acid, etc. **spirituous t.,** an alcoholic tincture **stomachic t.** 1. Bitter tincture 2. Compound tincture of cardamom. **Turnbull's t.,** a strong tincture of aconite. **vinous t.,** a tincture prepared with wine. **Warburg's t.,** antiperiodic tincture; tinctura antiperiodica; a powerful antiperiodic preparation of quinin sulphate, aloes, rhubarb, and various aromatic and tonic drugs. **Whytt's t.,** a compound tincture of gentian, cinchona, and orange-peel.

tinea (tin'e-ah) [L. "moth"]. Ringworm. **t. al'ba,** a form caused by *Trichoph'yton mac'fadi'eni.* **t. albig'ena,** a form due to *Trichoph'yton albisci'cans.* **t. amianta'cea.** Same as *seborrhea.* **t. asbesti'na,** seborrhea **t. axilla'ris,** ringworm of the axilla. **t. bar'bæ.** See *t. sycosis.* **t. cap'itis.** See *t. tonsurans.* **t. cilio'rum,** tinea capitis affecting the eyelashes. **t. circina'ta,** ringworm of the body; a variety forming reddish circles on the trunk or limbs. It is due to one or other of the trichophyton fungi and is attended with more or less itching. Called also *t. cor'poris.* **t. cor'poris.** See *t. circinata.* **t. cru'ris,** ringworm on the inside of the thighs, a parasitic skin disease marked by brownish eczematous patches on the inside of the thighs, groin, and genitals; it is caused by the trichophyton fungus (possibly *Epidermophyton*). Called also *eczema marginatum, tinea trichophytina cruris, tinea circinata cruris, epidermophytosis cruris, trichophytosis cruris,* and in tropical countries *Dhobie itch.* **t. decal'vans.** Same as *alopecia areata.* **t. favo'sa,** favus, or crusted ringworm. See *favus.* **t. fico'sa,** favus. **t. fla'va,** a form of tinea in which the affected parts are yellowish. It is common in tropical countries and is caused by *Malassezia tropica.* Called also *tropical pityriasis versicolor, microsporosis flava,* and *achromia squamosa.* **t. furfura'cea,** a dry, scaly form of seborrhea. **t. gal'li,** a fungous disease of the combs of cocks. Called also *whitecomb.* **t. imbrica'ta,** Tokelau ringworm; an aggravated form of ringworm caused

by *Endodermophyton cruris*, occurring in tropical countries, and marked by intense itching and the development of concentrically arranged patches. **t. inguina'lis**, tinea cruris. **t. intersec'ta**, a form marked by elevated roundish patches on the body or extremities. **t. ker'ion**, a highly inflammatory and suppurative form infesting mainly the beard and scalp. It is marked by boggy swelling of the affected parts, which become covered with pustules, from which exudes a sticky pus. **t. ni'gra**, tinea in which the affected parts are black. It is caused by *Cladosporium mansoni*, and is common in India, Ceylon, Java, and China. Called also *pityriasis nigra* and *microsporosis nigra*. **t. nigrocircina'ta**, a form due to *Trichophyton ceylonense* and marked by lesions on the neck and scrotum which consist of rings with elevated margins enclosing black areas. **t. nodo'sa**. Same as *trichorrhexis nodosa*. **t. syco'sis**, sycosis, or barber's itch; a disease of the bearded parts of the face and of the neck, caused by one or other of the trichophyton fungi, and marked by the formation of reddish, concentric patches covered with dry, fragile hairs and yellow scales or pustules. Called also *t. barbæ*. **t. tar'si**, ulcerous blepharitis. **t. tonsu'rans**, ringworm of the scalp; a variety caused by *Trichoph'yton tonsu'rans*, and marked by the formation of gray, elevated patches covered with yellow scales and with dry, fragile hairs. **t. trichophyti'na**, ringworm; a contagious disease of the skin due to one or more of the trichophyton fungi. It occurs in various parts of the body, and is distinguished by names indicating the locality of the part, as *barbæ*, *capitis*, *corporis*, *cruris*, *unguium*, etc. **t. tropica'lis**, Dhobie itch or the tinea cruris of tropical countries. **t. un'guium**, a form of ringworm affecting the nails and causing them to become opaque and brittle. **t. ve'ra**, favus. **t. versic'olor**, a contagious skin disease caused by *Microsporon fur'fur* (*Malasse'zia fur'fur*). It is marked by dry, yellowish, irregular patches on the trunk, covered with scales. It is attended with itching.

Tinel's sign (tin-elz'). See under *sign*.

tingibility (tin-jib-il'it-e). The quality of being tingible.

tingible (tin'jib-l) [L. *tin'gere* to stain]. Susceptible of being tinged or stained.

tingling (ting'ling). A prick-like thrill, caused by cold or by striking a nerve. **distal t. on percussion**. See *Tinel's sign*, under *sign*.

tinkle (tink'el). Same as *tinkling*.

tinkling (tink'ling). An auscultatory sound like the ringing of a small bell, sometimes heard over large pulmonary cavities and in pneumothorax. **metallic t.**, a ringing sound, as of a metallic object, sometimes heard in connection with other respiratory sounds. **metallic t., Bouillaud's**, a clinking sound sometimes heard on the right side of the apex-beat in hypertrophy of the heart.

tinnitus (tin-i'tus, tin'it-us) [L. "a tinkling"]. A ringing or singing sound in the ears. Called also *t. aurium*. **clicking t.**, a clicking sound in the ear heard in chronic catarrhal otitis media. **Laudet's t.**, a dry click heard with the otoscope in catarrh of the eustachian tube; due to reflex spasm of the tensor palati muscle. **nervous t.**, that which arises from some disturbance of the optic nerve or its central connection. **telephone t.**, tinnitus due to the use of the telephone.

Tinospora (tin-os'po-rah). A genus of menispermaceous vines. The stalk and root of *T. cordifo'lia* are used in snake-bite, etc.

tintometer (tin-tom'et-er) [*tint* + Gr. *μέτρον* measure]. An instrument used in determining the proportion of coloring-matter in a liquid, as in blood.

tintometric (tin-to-met'rik) Pertaining to tintometry.

tintometry (tin-tom'et-re). The use of the tintometer.

tiodin (ti'o-din). Thiosinaminethyliodid, $C_3H_5.NH.CS.NH_2.C_2H_5I$, a remedy acting like fibrolysin and thiosinamin in lymphatic and metasyphilitic diseases.

tip, Woolner's (tip) [Thomas *Woolner*, English sculptor and poet, 1826–1892]. The helical apex of the ear.

Tipulidæ (tip-u'lid-e). The crane flies.

tiquer (te-ka') [Fr.]. A person subject to a tic.

tire (tīr). Exhaustion due to overexercise.

tirebal (tēr-bahl') [Fr.]. An instrument resembling a corkscrew, for extracting bullets.

tirefond (tēr-fo') [Fr.]. An instrument like a corkscrew, for raising depressed portions of a bone.

tires (tīrz). Same as *trembles*.

tiring (tīr'ing). The operation of passing a wire around a fractured patella, like a tire around a wheel.

tisane (tiz-ahn') [Fr.]. A medicinal decoction. Same as *ptisan*. **t. de champagne**, a light variety of champagne wine. **t. de Feltz**, a decoction of sarsaparilla and isinglass medicated with antimony sulphid: antisyphilitic.

tisic (tiz'ik). Same as *phthisic*.

tisis (tis'is). Same as *phthisis*.

tissue (tis'u) [Fr *tis'su*]. An aggregation of similarly specialized cells united in the performance of a particular function. **accidental t.**, a tissue growing in or upon a part to which it is foreign. It is either analogous or heterologous. **adenoid t.**, connective tissue like that forming the lymphatic glands. It consists of a network of fibers, in the meshes of which lodge lymphoid cells. **adipose t.**, fatty tissue; connective tissue made up of fat-cells in a meshwork of areolar tissue. **analogous t.**, an accidental tissue similar to one found normally in other parts of the body. **areolar t.**, connective tissue made up largely of interlacing fibers. See *connective t.* **basement t.**, the substance of a basement membrane. **bony t.**, bone, whether normal or of a soft tissue, which has become ossified. **cancellous t.**, the loose spongy tissue of the interior and articular ends of bone. **cartilaginous t.**, the substance of the cartilages. **cellular t.**, loose connective tissue with large interspaces, like the subperitoneal structure. **chordal t.**, the tissue of the notochord. **chromaffin t.**, a tissue composed largely of chromaffin cells, well supplied with nerves and vessels. It occurs in the adrenal medulla and also forms the paraganglia of the body. **cicatricial t.**, the dense fibrous tissue forming a scar or cicatrix and derived directly from a granulation tissue. Called also *scar t.* **compact t.**, the hard external portion of a bone. **t. conduction**, conduction of sound through the tissues of the head to the internal ear; bone conduction. **connective t.**, the tissue which binds together and is the support of the various structures of the body. It is made up of fibroblasts, fibroglia, collagen fibrils, and elastic fibrils. It is derived from the mesoblast, and includes areolar fibers, elastic, mucous, adenoid, osseous, and cartilaginous tissues. Cf. *fibroblast*. **cribriform t.**, areolar tissue. **dartoid t.**, that which resembles the dartos in structure. **dental t.** Same as *dentin*. **elastic t.**, connective tissue made up of yellow, elastic fibers, frequently massed into sheets. **t.-element**, any structure, as a cell or a fiber, which, combined with other similar structures, makes up a body tissue. Called also *anatomic element* and *morphologic element*. **embryonic t.**, connective tissue in its primitive state, as it occurs in the embryo and in certain conditions in the adult, it is seen also in various neoplasms. **endothelial t.**, the peculiar connective tissue which lines the serous and lymphoid spaces. **episcleral t.**, the loose connective tissue over the sclera, between it and the conjunctiva. **epithelial t.**, a general name for any tissue not derived from the mesoblast. **erec-**

tile t., tissue containing large venous spaces with which arteries communicate directly, as in the penis, etc. **ethereal t.**, one prepared with ether. **fatty t.** Same as *adipose t.* **fibrous t.**, the ordinary connective tissue of the body, made up largely of yellow or white parallel fibers. **gelatiginous t.**, that which yields gelatin on boiling with water. **gelatinous t.**, mucous tissue. **glandular t.**, a specialized form of mucous tissue **granulation t.**, a young vascularized connective tissue formed in the process of healing of ulcers and wounds and ultimately forming the cicatrix. **heterologous t.**, one which is unlike any other that is normal to the organism **homologous t.**, one identical with another in structural type. **hylic t.**, primitive pulp-tissue of the embryo. **indifferent t.**, undifferentiated embryonic tissue. **interstitial t.**, the connective tissue between the cellular elements of a body; the stroma. **intertubular t.**, the dense tissue of dentin in which the dentinal tubes are embedded. **junctional t.**, the bridge between the auricle and ventricle of the heart formed by the auriculoventricular node and the auriculoventricular bundle **laminated t.**, cellular tissue. **lardaceous t.**, one charged with lardacein as a result of a degenerative process **lepidic t.**, the lining membrane tissue of the embryo. **leprous t.**, an abnormal tissue formed under the influence of *Bacil'lus le'præ*, and peculiar to leprosy **t.-lymph**, lymph derived from the tissues. **lymphoid t.** Same as *adenoid t.* **mesenchymal t.**, mucous tissue **t. metamorphosis**, change in the structure of tissue, either *constructive* or *destructive*. See *metabolism*. **mucoid t.**, a jelly-like connective tissue, such as occurs in the umbilical cord. **mucous t.**, that which represents the embryonic connective tissue. **muscular t.**, the substance of a muscle. **nervous t.**, the substance of which the nerves and nerve-centers are composed. **nodal t.**, tissue made up of nerve and muscle-fibers, such as that composing the sino-auricular node of the heart. **osteogenic t.**, the part of the periosteum or perichondrium next to the bone, it is concerned in the formation of osseous tissue **osteoid t.**, a tissue of cells with large nuclei lying in angular cavities. **parenchymatous t.** Same as *parenchyma*. **peridontal t.**, the tissues surrounding the root of a tooth, including the cementum, the pericementum, the alveolus, and the gingiva. **podophyllous t.**, the tissue on the inner surface of the hoof of an animal. **primitive pulp t.**, hylic tissue. **reticular t., retiform t.**, adenoid tissue. **scar t.** See *cicatricial t.* **sclerous t's**, the cartilaginous, fibrous, and osseous tissues. **skeletal t.**, a term including fatty, fibrous, adenoid, bony, and cartilaginous tissues. **splenic t.**, the spleen-pulp **subcutaneous t.**, the layer of loose connective tissue situated directly beneath the skin. **sustentacular t.**, a non-nervous structure of the retina composed of the radias, or mullerian fibers of that organ

tiswin (tis'win). An alcoholic drink formerly prepared by the Apache Indians.

titanium (ti-ta'ne-um) [L. *ti'tan* the sun]. A rare, dark gray, metallic element; atomic weight, 48.1; symbol, Ti, specific gravity, 58. It is used in homeopathic practice. **t. dioxid,** TiO_2, a substance used in dentistry to give a natural yellowish tint to artificial teeth.

titer, titre (ti'ter) [Fr. *titre* standard]. A suffix signifying the measure of *e. g., colontiter* is the smallest amount of a certain substance which indicates the presence of the colon bacillus. **agglutination-t.**, the highest dilution of a serum which causes clumping of bacteria.

titillation (tit-il-a'shun) [L. *titilla'tio*]. The act or sensation of tickling.

titoxin (te-toks'in). One of the substances (the other being called toxinan) formed during the interaction between toxin and antitoxin.

titrate (ti'trāt). To analyze by titration.

titration (ti-tra'shun) [Fr. *ti'tre* standard]. Volumetric analysis by means of standard solutions of known strength. **colorimetric t.**, a method of determining the hydrogen-ion concentration by adding an indicator to the unknown and then comparing the color with a set of tubes containing this same indicator in solutions of known hydrogen-ion concentration. **electric t., electrode t., potentiometer t.**, a method of determining the hydrogen-ion concentration by placing a hydrogen electrode in the unknown solution and measuring the potential developed as compared with some standard electrode by means of a potentiometer. **formol t.** See *Sorensen's method*, under *method*.

titrimetry (ti-trim'et-re) [*titration* + Gr. *μέτρον* measure]. Analysis by titration

titubation (tit-u-ba'shun) [L. *tituba'tio*]. The act of staggering or reeling; a staggering or stumbling gait, especially one due to a lesion of the spinal system.

Tizzoni's test (tid-zo'nēz) [Guido *Tizzoni*, Italian physician, born 1853]. See under *tests*.

tjettek (tyet'ek). A deadly poison prepared by the Javanese from the root of *Strych'nos tieut'e*.

Tl. Symbol for *thallium*.

tlalsahuate (tlal'sah-what'e). See *Trombidium tlalsahuate*.

Tm. Symbol for *thulium*.

Tn. Symbol for *normal intra-ocular tension*.

TNT, T. N. T. A British war-time abbreviation for *trinitrotoluene*

TO. 1. An abbreviation for *original tuberculin*. See *tuberculin* 2 An abbreviation for *tinctu'ra o'pii*, tincture of opium.

toadhead (tōd'hed). A form of nearly aborted head sometimes seen in a so-called acephalous fetus.

tobacco (to-bak'o) [L *tab'acum*]. The dried and prepared leaves of *Nicotia'na tab'acum*, a solanaceous plant Tobacco contains the alkaloid *nicotin*, and unites the qualities of a sedative narcotic with those of an emetic and diuretic. It is also a heart depressant and antispasmodic. It is employed as a relaxant and anodyne in orchitis, as a poultice, and in intestinal obstruction by rectal injection. Internally it is used in tetanus and poisoning by strychnin Its smoke is inhaled in asthma and spasmodic laryngitis, and the juice is applied locally for the destruction of parasites. **t.-heart**, a cardiac disturbance due to excessive use of tobacco. **Indian t.**, lobelia.

tobaccoism (to-bak'o-izm). Ill health due to excessive use of tobacco; nicotinism.

Toboldt's apparatus (to'bōlts) [Adelbert August Oskar *Toboldt*, German laryngologist, born 1827]. An illuminating apparatus for use with a laryngoscope.

tocanalgin (to-kan-al'jin) [Gr. *τόκος* birth + *ἀν* not + *ἄλγος* pain]. A preparation obtained by the action of living ferments on morphin chloralhydrate used in producing mild narcosis in childbirth. Dose, min 8–24 ($\frac{1}{2}$–1$\frac{1}{2}$ c.c.).

tochil (to'tshil). Endemic hemoptysis caused by a species of distomum which burrows into the tissues of the respiratory tract. See *Paragonimus westermanii*

tocodynamometer (to''ko-di-nam-om'et-er) [Gr. *τόκος* birth + *δύναμις* power + *μέτρον* measure]. An arrangement for measuring the expulsive force of the uterine contractions during labor.

tocograph (tok'o-graf) [Gr. *τόκος* birth + *γράφειν* to write]. A recording tocodynamometer.

tocokinin (tok-o-kin'in) [Gr. *τόκος* birth + *κινεῖν* to move]. An extract from yeast and certain vegetables which has the properties of an estral hormone.

tocology (to-kol'o-je) [Gr. *τόκος* childbirth + *λόγος* discourse]. That branch of medicine which treats of parturition; obstetrics.

tocomania (to-ko-ma'ne-ah) [Gr. *τόκος* labor + *μανία* madness]. Puerperal mania.

tocometer (to-kom'et-er) [Gr. *τόκος* labor + *μέτρον* measure]. Same as *tocodynamometer*.

tocophobia (tok-o-fo'be-ah) [Gr. *τόκος* childbirth + *φόβος* fear]. Abnormal dread of childbirth.

tocosin (tok'o-sin). Same as *systogene*.

tocus (to'kus) [L.; Gr. *τόκος*]. Labor; childbirth.

Toddalia (tod-al'e-ah). A genus of rutaceous shrubs. The root of *T. aculea'ta*, of the East Indies, is an aromatic stomachic.

Todd's cirrhosis, potion (todz) [Robert Bentley *Todd*, English physician, 1809–1860]. See *cirrhosis* and *potion*.

toddy (tod'e) [Hind. *tāri, tādi*]. 1. The fermented sap of various palm trees. 2. A drink prepared from gin or whisky, sugar, and water.

toe (to). A digit or dactyl of the foot. **t.-drop**, inability to raise or extend the toes, due to paralysis more or less complete. **hammer-t.**, a condition in which the proximal phalanx of a toe—oftenest that of the second toe—is extended and the second and distal phalanges are flexed, causing a claw-like appearance. **Morton's t.**, a painful affection of the metatarsophalangeal joint of the fourth toe. **t.-phenomenon.** See *phenomenon*. **seedy t.**, a disease of horses' feet marked by a fungous growth of a horny, honey-combed texture between the coffin-bone and the wall of the hoof.

toe-clonus. See *clonus*.

toe-crack. See *sand-crack*.

toe-drop. See under *drop*.

Toepfer's test. See *Töpfer's test*.

toilet (toi'let). The cleansing and dressing of an operation-wound or other injury, or of an obstetric case.

Toison's solution (twah-zawz') [J. *Toison*, French histologist, born 1858]. See under *stains, table of*.

Tokelau ring-worm (to'ke-low). See *tinea imbricata*.

toko-. For words thus beginning, see those beginning *toco-*.

tolamine (tol'am-in). Same as *chloralamine-T*.

tolerance, toleration (tol'er-ans, tol-er-a'shun) [L. *toleran'tia*]. Ability to endure the continued or increasing use of a drug. **alkali t.**, ability of the body to endure the administration of alkalies, measured by the amount of alkali that must be given to cause an alkaline urine. This forms a rough measure of the degree of acidosis. **crossed t.**, the lessened susceptibility which persons who have acquired a tolerance for one drug or poison may thereafter exhibit toward another drug. **glucose t.**, a diabetic's ability to metabolize glucose. It is measured by the maximum amount of total glucose in a well-balanced diet, equally divided into three meals, which can be taken without having glucosuria at any time during the twenty-four hours.

tolerant (tol'er-ant). Able to receive or endure, without pernicious effect, the action of any particular drug.

tolerific (tol-er-if'ik). Producing or causing tolerance.

tolipyrin (tol-ip-i'rin). Same as *tolypyrin*.

Tollens' test (tol'enz) [Bernhard *Tollens*, German chemist, 1842–1918]. See under *tests*.

tolu (to'lu). See *balsam of tolu*.

toluendiamin (tol''u-en-di-am'in). A drug, $CH_3.C_6H_3(NH_2)_2$, said to increase the amount of bile secreted. Dose, ½–1 gr. (0.033–0.066 gm.).

toluene (tol'u-ēn). The hydrocarbon, $C_6H_5.CH_3$, methylbenzene; a colorless liquid obtainable from tolu and other resins.

toluene-sodium-sulphonchloramid. See *chloramin-T*.

toluene-sulphondichloramin. Dichloramin-T.

toluidin (tol-u'id-in). A compound, $CH_3.C_6H_4.NH_2$ made by reducing nitrotoluene. It is homologous with anilin. **t.-blue**, the zinc-chlorid double salt of dimethyltoluthionin, occurring in the form of a black powder yielding a blue solution. It is a powerful bactericide: used in infectious conjunctivitis in 1 : 1000 solution.

toluol (tol'u-ol). See *toluene*.

tolusafranin (tol-u-saf'ran-in). A dibenzo-paradiazine dye, $NH_2(CH_3).C_6H_3N_2.(C_6H_5)Cl.C_6H_3(CH_3)NH_2$, the chief constituent of safranin.

toluyl (tol'u-il). The univalent acid radical, C_7H_7CO.

toluylendiamin (tol''u-il-en-di-am'in). The compound, $CH_3.C_6H_3(NH_2)_2$, reputed to be an active hepatic stimulant and cholagogue.

toluylene (tol-u'il-ēn). The hydrocarbon, diphenylene, $C_6H_5.CH.CH.C_6H_5$ Also called *stilbene*. **t.-red.** See *neutral red*.

tolyl (tol'il). The univalent radical $CH_3.C_6H_4$, isomeric with benzyl. **t. hydroxid,** cresol.

tolypyrin (tol-ip-i'rin). A colorless, crystalline compound, $C_{12}H_{14}N_2O$, or methylantipyrin, soluble in 10 parts of water, readily soluble in alcohol, but insoluble in ether. It is used as an antipyretic, antineuralgic, and antirheumatic like antipyrin. Called also *tolylantipyrin*. Dose, 5–15 gr. (0.333–1 gm.). **t. salicylate.** Same as *tolysal*.

tolysal (tol'is-al). Tolypyrin salicylate, $C_{19}H_{20}N_2O_4$, an antipyretic drug occurring in colorless crystals, soluble in alcohol, but insoluble in water. It is used mainly in rheumatism and in neuralgia. Dose, 15–30 gr (1–2 gm.).

tolysin (tol'is-in). A proprietary brand of neocinchophen.

tomato (to-ma'to). The solanaceous plant *Lycoper'sicum esculen'tum* and its edible fruit, a source of vitamins. A fluidextract is prepared, said to be useful in stomatitis, etc. Dose, 30–60 min. 2–4 c.c.).

-tome [Gr *τέμνειν* to cut]. A suffix signifying (*a*) an instrument for cutting or (*b*) a segment.

tomentum (to-men'tum). A network of minute blood-vessels of the pia and the cortex cerebri. Called also *t. cerebri*.

Tomes's fibers, layer, process (tōmz) [Sir John *Tomes*, English dentist, 1836–1895] See under *fiber, layer*, and *process*.

tomomania (to-mo-ma'ne-ah) [Gr. *τομή* cut + *μανία* madness]. 1. Undue eagerness to perform surgical operations. 2. A hysteric desire to be operated upon surgically.

tomotocia (to-mo-to'she-ah) [Gr. *τομή* cut + *τόκος* birth] Delivery by abdominal section.

-tomy (-to'me) [Gr. *τομή* a cutting]. A suffix signifying the operation of cutting

tonagen (to'naj-en). A proprietary tonic and nutrient food.

tonaphasia (ton-af-a'zhe-ah). Inability to recall a familiar tune; musical aphasia.

tone (tōn) [Gr. *τόνος*; L. *to'nus*]. 1. The normal degree of vigor and tension; a healthy state of a part; particularly the tension of normal muscles which exists independently of voluntary innervation, tonus 2. A particular quality of sound or of voice **feeling t.**, the condition or state of mind and feeling which accompanies every thought or act. **finger t.**, the sound heard with the phonendoscope on placing the end of the finger on the diaphragm while the instrument is in use. **heart-t's,** the sounds heard in the auscultation of the heart. **jecoral t.**, the sound produced by percussion over the liver. **plastic t.**, the posture maintaining mechanism of muscle by virtue of which a limb passively placed in any position tends to maintain that position.

tonga (tong'ah). A mixture of medicinal barks from Fiji, said to be made from *Prem'na taiten'sis* and *Epipren'num mirab'ile:* used in neuralgia. Dose of fluidextract, 30–120 min. (2–8 c.c.).

tongaline (tong'al-in). A proprietary medicine for gout, rheumatism, and neuralgia, containing tonga and various antarthritics.

tongin (ton'jin). An alkaloid from tonga.

tongue (tung). A movable muscular organ on the floor of the mouth, subserving the special sense of taste and aiding in mastication, deglutition, and articulation of sound. It is attached to the hyoid bone by muscles, to the epiglottis by the glossoepiglottidean folds, and to the soft palate by the anterior pillars It is divided by a median raphé and fibrous septum into halves. An anteroposterior fold (the *fræ'num lin'guæ*) connects it through part of its length with the floor of the mouth. The tongue is made up of *intrinsic* muscular fibers—*i. e.*, those of the lingualis muscle, and by *extrinsic muscles*, the styloglossus, hyoglossus, geniohyoglossus, and palatoglossus The mucous membrane of the tongue presents *papillæ*, of which the circumvallate, numbering eight or ten, are arranged on the back part in a V-shaped line; the *fungiform* are on the sides, apex, and dorsum; the *filiform*, or *conic*, are arranged in lines over the anterior part of the dorsum. **adherent t.**, a tongue that is attached by folds of mucous membrane to the sides and floor of the mouth. **baked t.**, the dry, brown tongue of typhoid fever. **bald t.**, a tongue characterized by the absence of papillæ. **bifid t.**, a tongue that is divided in its anterior part by a longitudinal fissure. **black t.**, the presence of a brown or greenish fur-like patch on the dorsum of the tongue composed of hypertrophied filiform papillæ with microörganisms and some pigment. Called also *anthracosis linguæ, glossophytia, hyperkeratosis linguæ, keratomycosis linguæ, lingua villosa nigra, melanotrichia linguæ,* and *nigriles linguæ.* **cardinal t.**, a tongue whose surface is denuded of epithelium, giving it a bright red appearance. **Clarke's t.**, a tongue affected with syphilitic glossitis sclerosa. **cleft t.** Same as *bifid t.* **coated t.**, a tongue covered with a whitish or yellowish layer consisting of desquamated epithelium, débris, bacteria, fungi, etc. The condition is associated with gastric or intestinal disorder. **dotted t.** See *stippled t.* **dry t.**, a tongue the surface of which is dry. The condition is seen in certain fevers. **earthy t.**, a tongue that is coated with a deposit of rough, calcareous matter. **fern-leaf t.**, a tongue with a central furrow having lateral branches. **filmy t.**, one with symmetric whitish patches. **furred t.**, a tongue with papillæ so changed as to give the mucous membrane the appearance of whitish fur. **furrowed t.**, scrotal tongue. **geographic t.**, a tongue with denuded patches surrounded by thickened epithelium. **grooved t.**, scrotal tongue **hairy t.**, a tongue the papillæ of which have a hair-like appearance. **mappy t.** Same as *geographic t.* **parrot-t.**, the dry, horny tongue of low fever, which cannot be protruded. **plastered t.**, a tongue coated with a very abundant layer of recently deposited matter. **Sandwith's bald t.**, an extremely clean tongue sometimes seen in the late stages of pellagra. **scrotal t.**, a tongue marked by deep depressions or furrows, and having an appearance similar to that of the wrinkled skin of the scrotum. **smokers' t.**, leukoplakia. **split t.** See *bifid t.* **stamp-lickers' t.**, inflammation of the surface of the tongue, due to irritation from licking stamps. **stippled t.**, a tongue in which each papilla is covered with a separate white patch of epithelium. Called also *dotted t.* **strawberry t.**, a tongue with enlarged, red, fungiform papillæ; it is seen in scarlatina. **sulcated t.**, scrotal tongue. **t.-swallowing**, a condition in which the tongue slips back into the throat, causing choking. **t.-tie**, abnormal shortness of the frenum of the tongue, resulting in limitation of the motion of that organ. **t.-traction**, a remedial procedure recommended as a cardiac stimulant. **wooden t.**, one affected with actinomycosis. **wrinkled t.**, scrotal tongue.

tonic (ton'ik) [Gr. τονικός]. 1. Producing and restoring the normal tone. 2. Characterized by continuous tension. 3. An agent which tends to restore normal tone. **bitter t.**, a tonic of bitter taste used for stimulating the appetite and improving digestion, such as quinin, quassia, and gentian. **cardiac t.**, one which strengthens the heart's action, such as digitalis, strophanthus, or strychnin. **digestive t.**, an intestinal or stomachic tonic. **general t.**, one which braces up the whole system: cold baths electricity, and exercise are general tonics. **hematic t.**, a medicine which improves the quality of the blood: the principal medicines of this class are iron, arsenic, manganese, mercuric chlorid and quinin. **intestinal t.**, one that improves the tone of the intestinal tract. **nervine t.**, one that increases the tone of the nervous system To this class belong arsenic, zinc oxid, strychnin phosphorus, ammonium chlorid, and quinin **stomachic t.**, one which aids the functions of the stomach. Here are classed the alcoholic stimulants, vegetable bitters, hydrochloric and nitro hydrochloric acids. **vascular t.**, one which increases the tone of the blood-vessels. Among them are belladonna, digitalis, ergot, and strychnin

tonicity (to-nis'it-e). The normal condition of tone or tension.

tonicize (ton'is-iz). 1. To improve the tone of a part. 2. To induce tonic contraction of a muscle

tonicoclonic (ton''ik-o-klon'ik). Same as *tonoclonic.*

toninervin (ton-in-er'vin). A soluble preparation of quinin and iron. used as an antipyretic, antiseptic, stomachic, and tonic. It is said to be free from the disagreeable effects of quinin. Dose 1½–5 gr. (0.1–0.3 gm.).

toniquinin (ton-ik-win'in). A proprietary quinin substitute.

tonitrophobia (ton'it-ro-fo'be-ah). Tonitrophobia.

tonitruphobia (ton''it-ru-fo'be-ah) [L. *ton'itru* thunder + Gr. φόβος fear]. Morbid fear of thunder

Tonka, T. bean (tong'kah). The seed of *Dip'teryx odora'ta*, a North American tree. It affords coumarin, and is used as a flavoring agent and to disguise odors.

tonnenem (ton'e-nem). Pirquet's term for 100 nems; *i. e.*, the food value of 1 metric ton of milk.

tonoclonic (ton-o-klon'ik). Both tonic and clonic said of a spasm consisting of a convulsive twitching of the muscles.

tonogen (ton'o-jen). A proprietary epinephrin.

tonograph (to'no-graf) [Gr. τόνος tone + γράφειν to record]. A recording tonometer.

tonol (ton'ol). A name given by a certain chemical manufacturer to identify the glycerophosphates of his house.

tonometer (to-nom'et-er) [Gr. τόνος tone + μέτρον measure]. An instrument for measuring tension especially the blood-pressure or the intra-ocular tension. **Gärtner's t.**, an instrument for measuring blood-pressure by means of a compressing ring applied to the finger. **Musken's t.**, an instrument for measuring the tonicity of the Achilles tendon. **Schiötz's t.**, an instrument for measuring the intra-ocular pressure.

tonometry (to-nom'et-re). The measurement of tension, especially of intra-ocular tension.

tonophant (ton'o-fant) [Gr. τόνος tone + φαίνειν to show]. An instrument for rendering acoustic vibrations visible.

tonophosphan (ton-of'o-san). The sodium salt of dimethyl-amino-methyl-phenyl-phosphinic acid, $(CH_3)_2N.C_6H_3(CH_3)P(OH)ONa$. It is a stimulant of unstriped muscles.

tonoplast (ton'o-plast) [Gr. *τόνος* tension + *πλάσσειν* to form]. A small intracellular body which forms powerful osmotic substances within itself and thus swells up to form a small vacuole (De Vries, 1885). The term is now applied to the limiting membrane of an intracellular vacuole, the vacuole membrane.

tonoscope (ton'o-skōp) [Gr. *τόνος* tone + *σκοπεῖν* to inspect] 1. An apparatus for rendering sound visible by registering the vibrations on a screen. 2. A device for examining the head or brain by means of sound.

tonquinol (ton'kwin-ol). A white, crystalline substance, $C_{11}H_{13}N_3O_6$: used as a substitute for musk.

tonsil (ton'sil) [L. *tonsil'la*]. 1. A small, almond-shaped mass between the pillars of the fauces on either side. The tonsils are composed mainly of lymphoid tissue, are covered with mucous membrane, and contain various crypts and many lymph-follicles. They are believed to act as sources for the supply of phagocytes to the mouth and pharynx, which destroy bacteria entering the mouth 2. A lobe on either side of the lower surface of the cerebellum. See *amygdala* **abdominal t.**, the vermiform appendix. **t. of the cerebellum.** See *amygdala*. **eustachian t.**, Gerlach's tonsil. **faucial t.** Same as *tonsil* (1st def.). **Gerlach's t.**, a mass of adenoid tissue about the pharyngeal end of the eustachian tube, and along its median wall within. Called also *tubal t* **lingual t.**, a group of glands at the root of the tongue. **Luschka's t., pharyngeal t., third t.**, a mass of lymphoid glands between the naso-pharyngeal orifices of the eustachian tubes. **palatine t.** Same as *tonsil* (1st def.). **submerged t.**, enlargement of the tonsil, which is wholly or partly hidden by the anterior pillars of the fauces, so that no enlargement can be recognized **tubal t.** See *Gerlach's t.*

tonsilla (ton-sil'ah), L. for *tonsil* **t. cerebel'li** [B N A]. See *amygdala* **t. intestina'lis,** Peyer's patch **t. lingua'lis** [B N A], lingual tonsil. **t. palati'na** [B N A]. See *tonsil* (1st def.). **t. pharyn'gea** [B N A], pharyngeal tonsil.

tonsillar, tonsillary (ton'sil-ar, ton'sil-a-re) [L. *tonsilla'ris*]. Of or pertaining to a tonsil.

tonsillectome (ton-sil-ek'tōm). An instrument for performing tonsillectomy.

tonsillectomy (ton-sil-ek'to-me) [L. *tonsil'la* tonsil + Gr. *ἐκτομή* excision]. The surgical removal of a tonsil.

tonsillith (ton'sil-ith). See *tonsillolith.*

tonsillitic (ton-sil-it'ik). Pertaining to or affected with tonsillitis.

tonsillitis (ton-sil-i'tis) [L. *tonsil'la* tonsil + Gr. *-ιτις* inflammation]. Inflammation of a tonsil. **caseous t.** See *lacunar t.* **catarrhal t., acute,** a form associated with acute catarrhal pharyngitis, in which the tonsils are red and swollen Called also *erythematous t.* **catarrhal t., chronic,** a form attended by permanent hypertrophy, and usually requiring tonsillectomy **diphtherial t.** See *diphtheria.* **erythematous t.** See *catarrhal t., acute.* **follicular t.,** that which especially affects the follicles. **herpetic t.,** a local manifestation of herpes on the tonsil. **lacunar t.,** tonsillitis in which the follicles of the tonsils are filled with plugs of caseous matter. Called also *caseous t.* **lingual t.,** a lymphadenoid mass at the base of the tongue. **mycotic t.,** a form due to fungi. **parenchymatous t., acute,** quinsy; a form attended with high fever, severe pain, headache, dysphagia, and suppuration. Treated with ice in the mouth; a wash of lobelia tincture; hot compresses and ice alternately to the neck; sodium salicylate. **preglottic t.,** inflammation of the lingual tonsil. **pustular t.,** that which is characterized by the formation of pustules. **streptococcus t.** See *septic sore throat,* under *sore throat.* **superficial t.,** inflammation of the mucous membrane over a tonsil. **suppurative t.** Same as *parenchymatous t., acute.*

tonsillolith (ton'sil-o-lith) [L. *tonsil'la* tonsil + Gr. *λίθος* stone]. A concretion or calculus in a tonsil

tonsillomoniliasis (ton"sil-o-mo-nil-i'as-is). Infection of the tonsil with Monilia.

tonsillomycosis (ton-sil"o-mi-ko'sis). Any mycotic infection of the tonsils.

tonsilloprive (ton'sil-o-prīv) [*tonsil* + L. *priva're* to deprive]. Having the tonsils removed; due to removal or absence of the tonsils.

tonsilloscope (ton-sil'o-skōp) [*tonsil* + Gr. *σκοπεῖν* to examine]. An instrument for inspecting the tonsils.

tonsillotome (ton'sil-o-tōm) [L. *tonsil'le* tonsil + Gr. *τέμνειν* to cut] A knife used in tonsillotomy.

tonsillotomy (ton-sil-ot'o-me) [L. *tonsil'la* tonsil + Gr. *τέμνειν* to cut] The surgical removal of a tonsil or part of it; also, the incision of a tonsil.

tonsillotyphoid (ton"sil-o-ti'foid) Same as *pharyngotyphoid.*

tonsilsector (ton-sil-sek'tor). A special form of tonsillotome.

tonsolith (ton'so-lith). Tonsillolith.

tonsure (ton'shūr) [L. *tonsu'ra* shaving]. An early bald spot over the rolandic area.

tontine (ton-tēn') [named from Lorenzo *Tonti,* an Italian banker who lived in the 17th century]. A kind of life-insurance in which no dividends are paid to the policy-holders until the end of a specified time, when the accumulated dividends are divided among the survivors who have kept up the premiums on their policies.

tonus (to'nus) [L.; Gr. *τόνος*] Tone or tonicity; particularly, a condition of tension in muscle which exists independently of voluntary innervation. See *tone.* **acerebral t.,** tonic contraction of muscles after removal of the cerebrum. **chemic t.,** the state of slight but continuous chemic activity in muscles when at rest. **myogenic t.,** tonic contraction of muscle dependent upon some property of the muscle itself or of its intrinsic nerve cells. **neurogenic t.,** tonic contraction of muscle due to stimulation received through the nervous system.

tooth (tūth), pl. *teeth.* Any one of a set of small, bone-like structures of the jaws for masticating the food. There are two sets of teeth, the *temporary* (*milk* or *deciduous*) teeth, which are lost in childhood, and the *permanent t*, which begin in the seventh year to displace the temporary teeth and last until old age. There are 20 temporary teeth, 10 in each jaw, as follows. 4 incisors, 2 canines, and 4 molars. There are 32 permanent teeth, 16 in each jaw, as follows: 4 incisors, 2 canines, 4 bicuspids, and 6 molars. Each tooth has three parts—a *crown,* or *body,* above the gum and covered with enamel; a *neck,* between the crown and root; a *root,* or *fang,* within the alveolus, and covered with cement. The *incisors* are cutting teeth, and have a crown shaped like a wedge. Each has one long and conic root. The *cuspids* are tearing teeth. Each has a long and conic crown and a single root. The cuspids in the upper jaw are called the *eye-teeth,* and those in the lower, the *stomach-teeth.* The crowns of the bicuspids have two cusps Each bicuspid has a grooved, conic, single root. *Molars,* or *grinders,* have broad, square crowns. The upper molars have four cusps and the lower molars five. The lower molars have two roots; the upper, three roots. The third molar has only one root. This third molar is known as the *dens sapientiæ,* or "wisdom-tooth." A tooth consists of a solid portion and a pulp-cavity. The solid portion consists of *dentin,*

or ivory, forming most of the tooth, and resembling bone; *enamel*, the hardest of organized bodies, covering the crown; and *cement*, covering the root. *Cement*, or *crusta petrosa*, is true bone. The *pulp-cavity* within the crown is continuous with a canal in the root which opens at the root-apex for the passage of nerves and vessels. This cavity contains the *pulp*, a soft, sensitive substance containing many vessels and nerves, and composed of cells and connective tissue. *Development.* The *temporary* teeth are formed in the primitive dental groove by an involution of epithelium about the ninth or eleventh week. The enamel comes from a collection of epithelial cells, the *enamel-germ* This enamel-germ descends until it meets a vascular growth coming up from the connective tissue, and called the papilla. Over the papilla the enamel-germ forms a cup. A membrane inclosing the enamel-germ extends upon the papilla, and cuts the enamel off from the epithelial structure. This is the *dentinal sac*. The cells are after a time calcified Odontoblasts in the papilla form the dentin The cement comes from the wall of the dentinal sac The *permanent* teeth, which replace the milk teeth, develop, like them, from a secondary dentinal groove, recurring, after their formation, behind the germs of the milk-teeth, and inclosed in sacs. The molars, or permanent teeth superadded, are formed by backward extension of the enamel-germ of the tooth just in front. *Eruption*, or *cutting* of the teeth, is due to growth of the root, the germ being absorbed by pressure. The order of eruption of *milk-teeth*: Lower central incisors, six to eight months; upper central incisors, six to eight months; lateral incisors, seven to nine months, upper and lower first molars, fourteen to sixteen months; canines, seventeen to eighteen months, second molars, eighteen to twenty-four months *Permanent teeth*: First molars, five to seven years; first central incisors, seven to eight years; four lateral incisors, eight to nine years; four first bicuspids, ten to eleven and a half years; four second bicuspids, eleven to twelve years; first canines, twelve to fourteen years; four second molars, twelve to fifteen years; four third molars, seventeen to twenty-two years. Various other dental structures in the animal and vegetable organisms are also called teeth. See further under *teeth*. **t.-ache,** pain in a tooth; odontalgia. **t. hood.** See *odontoclamis*. **t.-key,** a dentist's instrument formerly used for extracting teeth by torsion **lion's t.,** Taraxacum. **t.-pulp,** the connective, nervous, and other tissues which fill the pulp-cavity of a tooth. **t.-rash.** See *strophulus*. **t.-spasm,** infantile eclampsia. **virgin t.,** a horse's tooth not yet worn down by use.

Tooth's type (tooths) [Howard Henry *Tooth*, English physician, 1856–1925]. The hereditary form of progressive muscular atrophy.

toot-poison (toot'poi-zn). A poison from *Coria'ria sarmento'sa*, a plant of New Zealand.

topalgia, topoalgia (to-pal'je-ah, to-po-al'je-ah) [Gr. *τόπος* spot + *ἄλγος* pain]. Fixed or localized pain. It is seen in neurasthenia.

topasol (to'pas-ol). See *anticornutin, anticoroin, antimucorin, antiperonosporin*.

topesthesia, topæsthesia (to-pes-the'ze-ah) [Gr. *τόπος* place + *αἴσθησις* sensation]. The power of localizing a tactile sensation.

Töpfer's test (tep'ferz) [Alfred Edouard *Töpfer*, German physician, born 1858]. See under *tests*.

tophaceous (to-fa'shus) [L. *topha'ceus; to'phus* sandstone]. Of a hard or gritty nature.

tophi (to'fi) Plural of *tophus*.

tophus (to'fus), pl. *to'phi* [L. "porous stone"]. 1. Same as *chalk-stone*. 2. Tartar of the teeth, or salivary calculus **dental t.,** calcareous matter on the roots of teeth in gouty people. **t. syphilit'icus,** a syphilitic node.

tophyperidrosis (tōf"ip-er-id-ro'sis) [Gr. *τόπος* place + *ὑπέρ* over + *ἵδρως* sweat]. Excessive local sweating.

topic, topical (top'ik, top'ik-al) [Gr. *τοπικός*]. Pertaining to a particular spot; local.

topica (top'ik-ah). Medicine for local external use.

Topinard's angle, line (top-e-nārz') [Paul *Topinard*, French scientist, 1830–1912]. See *angle, line*.

topo-anesthesia (top"o-an-es-the'ze-ah) [Gr. *τόπος* place + *anesthesia*] Loss of power to localize a tactile sensation.

topognosis (top-og-no'sis) [Gr. *τόπος* place + *γνῶσις* recognition]. Same as *topesthesia*.

topographic, topographical (to-po-graf'ik, to-po-graf'ik-al) [Gr. *τόπος* spot + *γράφειν* to write]. Describing special regions.

topography (to-pog'ra-fe) [Gr. *τόπος* place + *γράφειν* to record]. The description of an anatomic region or of a special part.

topology (to-pol'o-je) [Gr. *τόπος* place + *λόγος* treatise]. 1. Topographic anatomy. 2. The relation between the presenting part of the fetus and the birth canala

toponarcosis (top"o-nar-ko'sis) [Gr. *τόπος* place + *νάρκωσις* benumbing]. Localized anesthesia.

toponeurosis (top"o-nu-ro'sis) [Gr. *τόπος* spot + *neurosis*] A neurosis affecting a limited region.

toponym (top'o-nim). The name of a region as distinguished from an organ.

toponymy (to-pon'im-e) [Gr. *τόπος* place + *ὄνυμα* name] Terminology pertaining to the position and direction of organs and parts.

topophobia (to-po-fo'be-ah) [Gr. *τόπος* place + *φόβος* fear]. A morbid dread of particular places.

topophylaxis (top"o-fi-lak'sis) [Gr. *τόπος* place + *phylaxis*] The application of a constricting band, intended to confine the phylaxis following arsphenamin injections to the limb in which the injection is made

topothermesthesiometer (top"o-therm-es-the-ze-om'et-er) [Gr. *τόπος* place + *θέρμη* heat + *αἴσθησις* sensation + *μέτρον* measure]. An apparatus for measuring the local temperature sense.

topovaccinotherapy (top"o-vak-sin-o-ther'ap-e) [Gr. *τόπος* place + *vaccinotherapy*]. Artificial local immunization.

toramin (tor'am-in). The ammonium salt of the trichlor-butyl-ester of malonic acid. A bitter soluble white powder employed as a non-narcotic cough medicine in place of the derivatives of opium.

torcular Herophili (tor'ku-lar he-rof'il-i) [L. "the wine-press of Herophilus"]. The dilated point of confluence of the superior sagittal, straight, occipital, and two transverse sinuses of the dura mater. It is lodged in a depression at one side of the internal occipital protuberance. Called also *confluens sinuum*.

torfu (tor'fu). A Japanese food-preparation from the Soja bean, in white tablets.

toric (to'rik). Pertaining to or resembling a torus. **t. lens.** See *lens*.

toril (to'ril) [L. *to'rus* bull]. A proprietary beef-extract.

tormen (tor'men), pl. *tor'mina* [L.]. A severe griping or physical pain.

tormentil (tor-men'til) [L. *tormentil'la*]. A plant, *Potentil'la tormentil'la*, and its astringent rhizome. Dose of fluidextract, 1–2 fl dr. (4–8 c c.).

tormina (tor'min-ah). Plural of *tormen*.

torminal (tor'min-al). Pertaining to, or characterized by, tormina.

Tornwald's disease. See *Thornwaldt's disease*.

torose, torous (to'rōs, to'rus) [L. *toro'sus*]. Bulging or knobby.

torpent (tor'pent) [L. *tor'pens*]. 1. Inactive; in abeyance. 2. An agent that reduces irritation.

torpid (tor'pid) [L. *tor'pidus* inactive]. Not acting with normal vigor and facility.

torpidity (tor-pid'it-e). Sluggishness; inactivity, slowness.

torpor (tor'por) [L.]. Lack of response to normal or ordinary stimuli. **t. ret'inæ**, a condition in which the retina is excited to action only by stimuli of considerable luminous power.

torque (tork) [L. *torque're* to twist]. A rotary force; in dentistry, the rotation of a tooth on its long axis.

torquing (tor'king). The twisting of a tooth into position, as in the correction of malposition.

torrefaction (tor-e-fak'shun) [L. *torrefac'tio*]. The act of roasting or parching.

torrefy (tor'e-fi) [L. *torrefac'ere*]. To parch, roast, or dry by the aid of heat.

torricellian vacuum (to-re-shel'e-an) [Evangelista *Torricelli*, Italian physicist, 1608–1647]. See *vacuum*.

torsiometer (tor-se-om'et-er) [L. *tor'sio* twist + *me'trum* measure]. A form of clinoscope for measuring the amount of rotation of the eyeball on the visual axis.

torsion (tor'shun) [L. *tor'sio; torque're* to twist]. 1. The act of twisting; the condition of being twisted. In dentistry, the condition of a tooth when it is turned on its long axis 2. In ophthalmology, any rotation of the vertical corneal meridians. See under *balance*.

torsionometer (tor-shun-om'et-er) [*torsion* + Gr. *μέτρον* measure] An apparatus for estimating the degree of rotation of the spinal column.

torsive (tor'siv). Twisted.

torsiversion (tor-siv-er'shun). The condition of a tooth when it is turned or rotated on its long axis out of its normal position.

torso (tor'so). The trunk without the head or extremities.

torsoclusion (tor-so-klu'zhun) [L. *torque're* to twist + *clu'dere* to shut] Acupressure combined with pressure of the bleeding vessel.

torso-occlusion (tor"so-ok-lu'zhun). The condition of a tooth when it is turned on its long axis so as to be out of its normal position.

torticollar (tor-tik-ol'ar). Pertaining to or affected with torticollis.

torticollis (tor-tik-ol'is) [L. *tor'tus* twisted + *col'lum* neck]. Wry-neck, a contracted state of the cervical muscles, producing twisting of the neck and an unnatural position of the head. **fixed t.**, an unnatural position of the head due to actual and persistent organic muscular shortening. **intermittent t.** Same as *spasmodic t.* **mental t.**, a form of tic, or habit-spasm, in which there is spasmodic contraction of the neck muscles, producing deviation of the head. This deviation usually ceases on the patient lying down, or it may be controlled by slight pressure. **rheumatic t.**, that which is due to rheumatism, chiefly of the sternomastoid and adjacent muscles **spasmodic t.**, **t. spas'tica**, that which is due to spasm of certain muscles, occurring intermittently. **spurious t.**, twisting or stiffness of the neck due to caries of the cervical vertebræ. **symptomatic t.**, stiffness of the neck due to rheumatism.

tortipelvis (tor-te-pel'vis) [L. *tor'tus* twisted + *pelvis*]. See *dystonia musculorum deformans*.

tortuous (tor'tu-us). Twisted; full of turns and twists.

Torula (tor'u-lah), pl. *toru'læ* [L. "roll"]. 1. A former genus (now a group) of yeasts which are spherical, non-spore bearing, and with slight fermentive power. 2. A genus of molds. **T. botryoi'des**, a fungus which by its growth produces grayish rather wooly spots on meat in cold storage. **t. of Pasteur**, a microorganism related to the yeast fungus and found in meconium.

toruliform, toruloid (tor'u-lif-orm, tor'u-loid). Resembling a torula; beaded.

torulosis (tor-u-lo'sis). A condition due to infection with Torula. The infection occurs most frequently in the nervous system, lungs, liver, kidneys, and spleen.

torus (to'rus) [L. a "knot"]. 1. A swelling; a bulging projection. 2. A solid developed by the revolution of a circle about any axis other than its diameter. **t. fronta'lis**, a protuberance in the middle line of the root of the nose, on the external surface of the skull. **t. ma'nus**, the metacarpus. **t. occipita'lis** [B N A], a rounded edge occasionally seen on the occipital bone in the region of the superior curved line. **t. palati'nus** [B N A], a protuberance on the hard palate at the union of the intermaxillary and palatomaxillary sutures. **t. tuba'rius** [B N A]. Same as *eustachian cushion*, under *cushion*. **t. u'teri**, a transverse ridge on the median line of the uterus where the peritoneum is reflected upon the posterior wall of the vagina.

Toti's operation (to'tēz) [Addeo *Toti*, contemporary Italian ophthalmologist]. Dacryocystorhinostomy.

totipotent (to-tip'o-tent). Totipotential.

totipotential (to-tip-o-ten'shal) [L. *to'tus* whole + *po'tens* able]. Capable of all: said of cells which can give rise to cells of all orders, *i. e.*, the complete individual Cf. *unipotential*.

touch (tutsh) [L. *tac'tus*]. 1. The sense by which contact with objects gives evidence as to certain of their qualities. 2. Palpation or exploration with the finger. **abdominal t.**, digital palpation of the abdomen. **t.-cell, t.-corpuscle.** See under *corpuscle*. **double t.**, digital examination of the rectum and vagina at the same time. **rectal t.**, exploration of the rectum with the finger **vaginal t.**, digital exploration of the vagina. **vesical t.**, digital examination of the bladder.

tour de maître (toor deh mātr) [Fr. "master's turn"]. A method of passing the sound or catheter into the male bladder or into the uterus. It is first introduced in a position with its stem parallel to the thighs and between them and its convexity upward, and then, by a sweep is brought to the ordinary position and carried on into the bladder. The motion is reversed in the uterus.

Tourette's disease (too-retz') [Georges Gilles de la *Tourette*, physician in Paris, born 1857]. See under *disease*

tournesol (tur'ne-sol). Litmus.

tourniquet (toor'ne-ket) [Fr.]. An instrument for the compression of a blood-vessel for the purpose of controlling the circulation and preventing the access of blood to a part. Tourniquets are of various kinds, named chiefly from their inventors. **Dupuytren's t.**, a tourniquet consisting of a semicircular piece of metal with a head at one end: used for compressing the abdominal aorta. **Esmarch's t.**, a tourniquet consisting of a piece of strong, flat rubber tubing, which, after the blood has been driven from the limb by an elastic bandage, is wound about the upper part of the limb so as to arrest the circulation. **field t.**, a padded strap to be buckled on and pressed down by a screw so as to compress an artery. **garrote t**, Spanish windlass. **horseshoe t.**, one shaped like a horseshoe to press upon two points. **provisional t.**, one applied loosely, to be tightened as occasion may require. **Signorini's t.** Same as *field t.* **Spanish t.**, Spanish windlass.

tousey (tow'ze) [Sinclair *Tousey*, New York roentgenologist] A unit of *x*-ray power; being the radiance which will produce on a photographic film an effect equal to that produced by a one candle-power incandescent electric light.

tow (tō). The coarser parts or fibers of flax: used in surgery.

towelette (tow-el-et'). A small towel for the surgeon's or obstetrician's use.

toweling (tow'el-ing). Friction with a towel.

Townsend's mixture (towns'endz) [Joseph *Townsend*, British clergyman, 1739–1816]. See under *mixture*.

toxæmia (toks-e'me-ah). See *toxemia*.

toxalbumic (toks-al-bu'mik). Relating to or caused by toxalbumin.

toxalbumin (toks-al-bu'min). Any poisonous albumin, whether of bacterial or other origin. Some, like abrin, ricin, and phallin, are found in plant juices; others in serpent-venoms, bacterial cultures, etc. See under *toxin*.

toxalbumose (toks-al'bu mōs). A poisonous albumose.

toxamin (toks'am-in). Mellanby's name for a poisonous element supposed by him to exist in certain foods, such as cereals.

toxanemia (toks-an-e'me-ah) [Gr. *τοξικόν* poison + *anemia*]. Anemia due to a poison.

Toxascaris (toks-as'kar-is). A genus of parasitic nematodes of the family Ascaridæ. **T. ca'nis**, the common roundworm of the dog. It closely resembles the roundworm of the cat (Belascaris mystax) and has been found in man **T. leoni'na** is found commonly in lions, tigers, and other large Felidæ, and it has been found in the domestic cat. **T. limba'ta.** See *T. canis*.

toxemia (toks-e'me-ah) [Gr. *τοξικόν* poison + *αἷμα* blood]. A general intoxication due to the absorption of bacterial products (toxins) formed at a local source of infection. **alimentary t.**, toxemia due to absorption from the alimentary canal of chemic poisons. **hydatid t.**, toxemia with urticaria caused by hydatid fluid which has escaped into the peritoneal cavity. **menstrual t.**, that which is due to the absorption of a poison from the altered blood of retained menses. **mucin t.**, toxemia with tetanic symptoms due to excision of the thyroid gland, whose function is supposed to remove certain toxic substances from the blood.

toxemic, toxæmic (toks-e'mik). Pertaining to or caused by toxemia.

toxenzyme (toks-en'zīm) [*toxin* + *enzyme*]. Any poisonous enzyme.

toxic, toxical (toks'ik, toks'ik-al). Pertaining to, due to, or of the nature of, a poison.

toxicæmia (toks-is-e'me-ah). Toxemia.

toxicant (toks'ik-ant) [L. *tox'icans* poisoning]. 1. Poisonous 2. A poisonous agent.

toxication (toks-ik-a'shun). Poisoning.

toxicemia (toks-is-e'me-ah). Toxemia.

toxicide (toks'is-īd) [Gr. *τοξικόν* poison + L. *cæ'dere* to kill]. Overcoming toxic agents; also a drug so acting.

toxicity (toks-is'it-e) [Gr. *τοξικόν* poison]. The quality of being poisonous, especially the degree of virulence of a toxic microbe or of a poison. It is expressed by a fraction indicating the ratio between the smallest amount that will cause an animal's death and the weight of that animal.

toxicodendrol (toks''ik-o-den'drol). A poisonous, non-volatile oil found in *Rhus toxicoden'dron*.

toxicodendron (toks''ik-o-den'dron) [Gr. *τοξικόν* poison + *δένδρον* tree]. The poisonous leaves of *Rhus toxicoden'dron*. See under *Rhus*.

toxicoderma (toks''ik-o-der'mah) [Gr. *τοξικόν* poison + *δέρμα* skin]. Any skin disease due to a poison.

toxicodermatitis (toks''ik-o-der-mat-i'tis). Dermatitis due to a poison.

toxicodermatosis (toks''ik-o-der-mat-o'sis). Toxicoderma.

toxicodermia (toks''ik-o-der'me-ah). Toxicoderma.

toxicodermitis (toks''ik-o-der-mi'tis). Toxicodermatitis.

toxicogenic (toks''ik-o-jen'ik) [Gr. *τοξικόν* poison + *γεννᾶν* to produce]. Producing a poison.

toxicohemia (toks''ik-o-he'me-ah). Same as *toxemia*.

toxicoid (toks'ik-oid) [Gr. *τοξικόν* poison + *εἶδος* form]. Resembling a poison.

toxicologic (toks''ik-o-loj'ik). Pertaining to toxicology.

toxicologist (toks-ik-ol'o-jist). An expert in the knowledge and detection of poisons.

toxicology (toks-ik-ol'o-je) [Gr. *τοξικόν* poison + *λόγος* treatise]. The sum of what is known regarding poisons; the scientific study of poisons, their actions, their detection, and the treatment of the conditions produced by them.

toxicomania (toks''ik-o-ma'ne-ah) [Gr. *τοξικόν* poison + *μανία* madness]. 1. An intense desire for poisons or for intoxicants. 2. Same as *toxicophobia*.

toxicomucin (toks''ik-o-mu'sin) [L. *tox'icus* poisonous + *mu'cus* slime]. A poisonous albuminoid substance derived from cultures of the tubercle bacillus.

toxicopathic (toks''ik-o-path'ik). Pertaining to toxicopathy.

toxicopathy (toks-ik-op'ath-e) [Gr. *τοξικόν* poison + *πάθος* disease]. Any disease induced by a poison.

toxicopectic (tok''sik-o-pek'tik). Toxicopexic.

toxicopexic (toks''ik-o-peks'ik) [Gr. *τοξικόν* poison + *πῆξις* fixation]. Fixing or neutralizing poison.

toxicopexis (tok''sik-o-pek'sis). The fixing or neutralizing of a poison in the body.

toxicophidia (toks''ik-o-fid'e-ah) [Gr. *τοξικόν* poison + *ὄφις* snake]. Venomous snakes collectively; thanatophidia.

toxicophobia (toks''ik-o-fo'be-ah) [Gr. *τοξικόν* poison + *φόβος* fear]. Morbid dread of poisons.

toxicophylaxin (toks''ik-o-fi-laks'in) [Gr. *τοξικόν* poison + *phylaxin*]. Any phylaxin which destroys the poisons produced by microorganisms.

toxicosis (toks-ik-o'sis) [Gr. *τοξικόν* poison]. Any diseased condition due to poisoning. **endogenic t.**, autointoxication. **exogenic t.**, poisoning by the ingestion of toxic material, as in the food. **retention t.**, that which is due to the nonexcretion of noxious waste-products.

toxicosozin (toks''ik-o-so'zin) A defensive protein which counteracts a toxin.

toxidermitis (toks''e-der-mi'tis) [Gr. *τοξικόν* poison + *δέρμα* skin + *-ιτις* inflammation]. Any skin inflammation due to a poison.

toxiferous (toks-if'er-us) [L *tox'icum* poison + *fer're* to bear]. Conveying or producing a poison.

toxigenic (toks-e-jen'ik). Producing or elaborating toxins.

toxignomic (toks-ig-nom'ik). Characteristic of the toxic action of a poison.

toxi-infection (toks-e-in-fek'shun) Toxinfection.

toxi-infectious (toks''e-in-fek'shus). Caused by infection with a toxin.

toximucin (toks-e-mu'sin). See *toxicomucin*.

toxin (toks'in) [Gr. *τοξικόν* poison]. Any poisonous albumin that is produced by bacterial action. The *true toxins* are soluble, thermolabile, secretory products of bacteria which are highly poisonous and which when injected into suitable animals in carefully graded doses incite the formation of specific substances called antitoxins which nullify the action of the toxin. The best known are those of diphtheria, tetanus, and botulism. Toxin-like substances are also found in some plants and in snake venom The *endotoxins* are poisonous substances which are not soluble, but which seem to be attached to the bacterial body. They may be the poisonous portion of the protein molecule. **animal t.**, zootoxin. **bacterial t.** See *true toxins*, above. **botulism t.**, the soluble toxin of Clostridium botulinum. **Coley's t.**, an unfiltered

mixture of erysipelas and prodigiosus cultures: injected for the treatment of inoperable malignant tumors. **diphtheria t.**, the soluble toxin of Corynebacterium diphtheria. **dysentery t.**, the soluble toxin of Bacterium dysenteriæ. **exogenous t.** Same as *true toxins*, above. **extracellular t.**, a toxin excreted by a bacterial cell; an exotoxin. **fatigue t.**, a toxin formed in the body as a result of muscular effort; a kenotoxin. **fugo t.** See *fugotoxin*. **intracellular t.**, a toxin developed and retained within the bacterial cell. See under *toxin*. **Morpinami's scarlatina t.** See *scarlatina*. **normal t.**, the standard of toxin strength; a toxin of such strength that 0.01 c.c. will kill a guinea-pig of 250 grams in four days. **plant t.** See *phytotoxin*. **primary t.**, an extracellular toxin immediately after secretion by the bacterial cell and before it has been changed by the albuminoses of the body into a secondary toxin. **prodigiosus t.**, a toxin from cultures of *Erythrobacillus prodigiosus;* it is used in the treatment of malignant tumors. **secondary t.** See *primary t.* **soluble t.** See *true toxins*, above. **tetanus t.**, the soluble toxin of Clostridium tetani. **tetrodo t.** See *fugotoxin*. **true t.** See *true toxins*, above.

toxinan (toks'in-an) See under *tiloxin*.

toxin-antitoxin (toks"in-an'te-toks-in). A nearly neutral mixture of diphtheria toxin with its antitoxin. Such a mixture is used for vaccination against diphtheria, the mixture being in such proportion that the diphtheria toxin has 85 per cent of its toxicity neutralized by the antitoxin. Called also *T.-A. mixture*.

toxinemia, toxinæmia (toks-in-e'me-ah) [*toxin* + Gr. *αἷμα* blood]. The poisoning of the blood with toxins.

toxinfection (toks-in-fek'shun). Infection by toxins or other poisonous agents.

toxinfectious (toks-in-fek'shus). Caused by infection with a toxin.

toxinic (toks-in'ik) [Gr. *τοξικόν* poison]. Pertaining to or caused by a toxin.

toxinicide (toks-in'is-id) [*toxin* + L. *cæ'dere* to kill]. Any agent destructive to toxins.

toxinosis (toks-in-o'sis). Any diseased condition due to the presence of a toxin.

toxin-toxoid (toks"in-toks'oid). A mixture of a toxin and a toxoid.

toxipeptone (toks-e-pep'tōn). A poisonous protein or albuminoid substance allied to peptone; especially one produced from peptones by the action of the *Vibrio choleræ*.

toxiphobia (toks-if-o'be-ah). Same as *toxicophobia*.

toxiphoric (toks-if-or'ik) [Gr. *τοξικόν* poison + *φέρειν* to bear]. Having an affinity for a toxin.

toxiresin (toks-e-rez'in). A poisonous resinous substance obtainable from digitoxin.

toxis (toks'is) [Gr. *τοξικόν* poison]. Poisoning; especially, poisoning by toxins.

toxitabellæ (tok-se-tab-el'e). Poison tablets. See under *tablet*.

toxitherapy (toks-ith-er'ap-e). The therapeutic use of antitoxins.

toxituberculid (toks"e-tu-ber'ku-lid). A skin lesion attributed to the action of tuberculous toxin.

toxo-alexin (toks-o-al-ek'sin) [Gr. *τοξικόν* poison + *ἀλέξειν* to ward off]. An alexin which tends to produce immunity to bacterial toxins, including toxosozins and toxophylaxins.

Toxoca'ra ca'nis. A nematode worm parasitic in the intestine of dogs and sometimes found in man.

toxogen (toks'o-jen). The anaphylactic antibody.

toxogenin (toks-oj'en-in) [Gr. *τοξικόν* poison + *γενναῖν* to produce]. A substance supposed to develop in the blood under the influence of the action of an injected antigen, which, though itself inactive, in the injection of more antigen produces anaphylaxis.

toxoglobulin (toks-o-glob'u-lin). A poisonous globulin.

toxoid (toks'oid) [Gr. *τοξικόν* poison + *εἶδος* form]. A transformation product of a toxin no longer toxic, but capable of uniting with receptors whether free (antitoxin) or attached to cells. A toxoid with a greater affinity for the cells than the antitoxin is called a *protoxoid;* one with the same affinity, a *syntoxoid;* one with less affinity, an *epitoxoid* or *toxon*.

toxo-infection (toks"o-in-fek'shun). Infection with a toxin.

toxo-infectious (toks"o-in-fek'shus). Same as *toxi-infectious*.

toxolecithid (tok-so-les'ith-id). Same as *toxolecithin*.

toxolecithin (tok-so-les'ith-in). A lecithin compounded with a toxin, as cobra venom.

toxolysin (tok-sol'is-in). Same as *antitoxin*.

toxomucin (tok-so-mu'sin) [Gr. *τοξικόν* poison + *mucin*] Same as *toxicomucin*.

toxon, toxone (toks'on, -ōn). One of the diphtheric poisons with less affinity for antitoxin than has toxin and which produces not acute toxic death, but emaciation, paralysis, and a delayed death.

toxonoid (toks'o-noid). A toxone which is not toxic, but has the power of binding antitoxin.

toxonosis (toks-o-no'sis). A disease due to poisoning.

toxopeptone (toks-o-pep'tōn). See *toxipeptone*.

toxopexic (toks-o-peks'ik) [*toxin* + Gr. *πῆξις* fixation] Fixing a toxin or poison in such a way as to make it harmless to the organism.

toxophile (tok'so-fil) [*toxin* + Gr. *φιλεῖν* to love]. Easily susceptible to a poison; having an affinity for poisons or toxins.

toxophilous (toks-of'il-us). Same as *toxophile*.

toxophore group (tok'so-fōr) [*toxin* + Gr. *φόρος* bearing]. See *Ehrlich's side-chain theory*, under *theory*.

toxophorous (toks-of'or-us) [*toxin* + Gr. *φέρειν* to bear]. Causing the combination of a toxin with the cells of an organism.

toxophylaxin (toks"o-fi-laks'in) [Gr. *τοξικόν* poison + *phylaxin*]. Any phylaxin which destroys or counteracts the poisons produced by bacteria See *phylaxin*.

Toxoplasma (toks-o-plaz'mah). A genus of Hæmosporidia. **T. pyro'genes,** a species in the form of oval or crescentic bodies found in the cells of the spleen in tropical splenomegaly (Castellani, 1913) See *kala-azar*.

toxoprotein (toks-o-pro'te-in). A toxic protein or a mixture of a toxin and a protein.

toxosozin (toks-o-so'zin) [*toxin* + *sozin*]. Any sozin which destroys the poisons produced by microorganisms. See *sozin*.

toxynon (toks'in-on). Sodium acetaminomercuric benzoate. used like mercury.

Toynbee's corpuscles, experiment, law, etc. (toin'bē) [Joseph *Toynbee*, English aurist, 1815–1866]. See *corpuscle, experiment, law*, etc.

T. P. An abbreviation for *tuberculin precipitation*. See *Calmette's tuberculin*, under *tuberculin*.

T. R. An abbreviation for *Tuberculin R*, or new tuberculin. See *tuberculin*.

Tr., tr. An abbreviation for *tincture*.

trabal (tra'bal). Pertaining to the trabs.

trabecula (tra-bek'u-lah), pl. *trabec'ulæ* [L.]. A septum which extends from an envelop into the inclosed substance, forming, with other trabeculæ, an essential part of the stroma of the various organs. **t. car'neæ** [B N A]. Same as *columnæ carneæ*. **t. cer'ebri,** the callosum. **t. cine'rea,** the gray, soft, or middle commissure of the

cerebrum. **t. corpo'rum cavernoso'rum,** the trabeculæ of the corpora cavernosa of the penis. **t. cra'nii, Rathke's t.,** a pair of longitudinal cranial bars of cartilage in the embryo, bounding the pituitary space, which become the sella turcica.

trabecular (tra-bek'u-lar). Pertaining to a trabecula.

trabecularism (tra-bek'u-lar-izm). The condition of having a trabecular structure.

trabeculate (tra-bek'u-lāt) [L. *trabec'ula* a small beam or bar]. Marked with cross-bars.

trabeculation (tra-bek-u-la'shun). The formation of trabeculæ in a part.

trabs (trabz) [L for "beam"]. The corpus callosum. Called also *trabs cerebri*.

trace, primitive (trās). See *primitive streak*, under *streak*.

tracer (tra'ser). A dissecting instrument for isolating vessels and nerves.

trachea (tra'ke-ah) [L.; Gr. τραχεῖα rough]. The wind-pipe, the cartilaginous and membranous tube descending from the larynx to the bronchi. **t. retractor,** an instrument for holding back the edges of the slit trachea during surgical operations. **scabbard t.,** a trachea which is flattened by approximation of its lateral walls.

tracheaectasy (tra"ke-ah-ek'tas-e) [Gr. τραχεῖα trachea + ἔκτασις extension]. Dilatation of the trachea.

tracheal (tra'ke-al) [L. *trachea'lis*]. Pertaining to the trachea.

trachealgia (tra-ke-al'je-ah) [Gr. τραχεῖα trachea + ἄλγος pain]. Pain in the trachea.

trachealis (tra-ke-a'lis). See *muscles, table of*.

tracheitis (tra-ke-i'tis) [Gr. τραχεῖα trachea + -ιτις inflammation]. Inflammation of the trachea.

trachelagra (tra-kel-ag'rah, tra-kel'ag-rah) [Gr. τράχελος neck + ἄγρα seizure]. Gout in the neck.

trachelectomopexy (trak"el-ek-tom'o-pek-se) [Gr. τράχηλος neck + ἐκτομή excision + πῆξις fixation]. Partial excision and fixation of the neck of the uterus

trachelectomy (trak-el-ek'to-me) [Gr. τράχηλος neck + ἐκ out + τέμνειν to cut]. Excision of the cervix uteri.

trachelematoma (trak"el-em-at-o'mah) [Gr. τράχηλος neck + *hematoma*]. A hematoma seated on the sternomastoid muscle.

trachelism, trachelismus (trak'el-izm, trak-el-iz'mus) [Gr. τραχηλισμός]. Spasm of the neck muscles; spasmodic retraction of the head in epilepsy.

trachelitis (trak-el-i'tis) [Gr. τράχηλος neck + -ιτις inflammation]. Same as *cervicitis*.

trachelo-acromialis (trak-el"o-ak-ro-me-a'lis) [Gr τράχηλος neck + *acromion*]. An occasional muscle in man, arising from the occipital bone and inserted in the acromion of the scapula.

trachelobregmatic (trak"el-o-breg-mat'ik) [Gr. τράχηλος neck + βρέγμα bregma]. Pertaining to the neck and the bregma.

trachelocele (trak'el-o-sēl). Same as *tracheocele*.

trachelocla vicularis (trak"el-o-klav-ik-u-la'ris). An occasional muscle arising from the cervical vertebra and inserted into the outer end of the clavicle.

trachelocyllosis (trak"el-o-sil-o'sis) [Gr. τράχηλος neck + κύλλωσις crooking]. Torticollis.

trachelocyrtosis (trak"el-o-sir-to'sis) [Gr. τράχηλος neck + κυρτός curved]. Same as *trachelokyphosis*.

trachelocystitis (trak"el-o-sis-ti'tis) [Gr. τράχηλος neck + κύστις bladder + -ιτις inflammation]. Inflammation of the neck of the bladder.

trachelodynia (trak-el-o-din'e-ah) [Gr. τράχηλος neck + ὀδύνη pain]. Pain in the neck.

trachelokyphosis (trak"el-o-ki-fo'sis) [Gr. τράχηλος neck + κύφωσις kyphosis]. Anterior curvature of the cervical portion of the spine.

trachelologist (trak-el-ol'o-jist). One skilled in trachelology.

trachelology (trak-el-ol'o-je) [Gr. τράχηλος neck + λόγος treatise]. The study of the neck and its diseases and injuries.

trachelomastoid (trak"el-o-mas'toid). See *muscles, table of*.

trachelomyitis (trak"el-o-mi-i'tis) [Gr. τράχηλος neck + μῦς muscle + -ιτις inflammation]. Inflammation of the muscles of the neck.

trachelo-occipitalis (trak"el-o-ok-sip-it-a'lis). The complexus muscle.

trachelopexia (trak"el-o-peks'e-ah). Trachelopexy.

trachelopexy (trak'el-o-peks-e) [Gr. τράχηλος neck + πῆξις fixation]. Surgical fixation of the neck of the uterus to some other part.

tracheloplasty (trak'el-o-plas-te) [Gr. τράχηλος neck + πλάσσειν to mold]. The plastic surgery of the uterine neck; surgical repair of defects of the neck of the uterus.

trachelorrhaphy (trak-el-or'a-fe) [Gr. τράχηλος neck + ῥαφή suture]. The suturation of the lacerated cervix uteri.

tracheloschisis (tra-kel-os'kis-is) [Gr. τράχηλος neck + σχίσις fissure]. Congenital fissure of the neck

trachelosyringorrhaphy (tra"kel-o-si-ring-or'-af-e) [Gr. τράχηλος neck + σῦριγξ pipe + ῥαφή suture]. Trachelorrhaphy for fistula of the vagina.

trachelotomy (trak-el-ot'o-me) [Gr τράχηλος neck + τέμνειν to cut]. The surgical cutting of the uterine neck.

tracheo-aërocele (tra"ke-o-a-er'o-sēl) [Gr. τραχεῖα trachea + ἀήρ air + κήλη hernia]. A tracheal hernia containing air.

tracheobronchial (tra"ke-o-brong'ke-al). Pertaining to the trachea and bronchi.

tracheobronchitis (tra"ke-o-brong-ki'tis). Inflammation of the trachea and bronchi.

tracheobronchoscopy (tra"ke-o-bron-kos'ko-pe). Inspection of the interior of the trachea and bronchi.

tracheocele (tra'ke-o-sēl) [Gr. τραχεῖα trachea + κήλη hernia]. Hernial protrusion of the tracheal mucous membrane.

tracheo-esophageal (tra"ke-o-e-so-faj'e-al). Pertaining to the trachea and esophagus.

tracheofissure (tra"ke-o-fish'er). The operation of splitting the trachea.

tracheofistulization (tra"ke-o-fis-tu-liz-a'shun). Intratracheal medication by means of puncture needles or cannulas.

tracheolaryngeal (tra"ke-o-lar-in'je-al). Pertaining to the trachea and larynx.

tracheolaryngotomy (tra"ke-o-lar-in-got'o-me) [*tracheotomy* + *laryngotomy*]. Incision of the trachea and larynx.

tracheopathia (tra-ke-o-path'e-ah) [*trachea* + Gr. πάθος disease]. Disease of the trachea. **t. osteoplas'tica,** a condition marked by the formation of a bony and cartilaginous deposit in the tracheal mucosa.

tracheopathy (tra-ke-op'ath-e). Tracheopathia.

tracheopharyngeal (tra"ke-o-far-in'je-al). Pertaining to the trachea and pharynx.

tracheophonesis (tra"ke-o-fo-ne'sis) [Gr. τραχεῖα trachea + φωνῆσις sounding]. Auscultation of the heart at the sternal notch

tracheophony (tra-ke-of'o-ne) [Gr. τραχεῖα trachea + φωνή voice]. A sound heard in auscultation over the trachea.

tracheoplasty (tra'ke-o-plas-te) [Gr. τραχεῖα trachea + πλάσσειν to mold]. Plastic operations upon the trachea.

racheopyosis (tra"ke-o-pi-o'sis) [Gr. τραχεῖα trachea + πύον pus]. Purulent tracheitis.

racheorrhagia (tra"ke-o-ra'je-ah) [Gr. τραχεῖα trachea + ῥηγνύναι to burst forth]. Hemorrhage from the trachea.

racheoschisis (tra-ke-os'kis-is) [Gr. τραχεῖα trachea + σχίσις fissure]. Fissure of the trachea.

racheoscopic (tra"ke-o-skop'ik). Pertaining to or of the character of tracheoscopy

racheoscopy (tra-ke-os'ko-pe) [Gr. τραχεῖα trachea + σκοπεῖν to view]. The inspection of the interior of the trachea. **percervical t.**, tracheoscopy through a previously made tracheotomy wound; low tracheoscopy. **peroral t.**, tracheoscopy by means of a tracheoscope passed through the mouth, between the vocal cords, and into the trachea, high tracheoscopy.

racheostenosis (tra"ke-o-sten-o'sis) [Gr. τραχεῖα trachea + στένωσις stenosis]. Contraction or narrowing of the trachea.

racheostomy (tra-ke-os'to-me) [Gr. τραχεῖα trachea + στόμα mouth] The operative formation of an opening into the trachea through the neck.

racheotome (tra'ke-o-tōm) [Gr. τραχεῖα trachea + τέμνειν to cut]. An instrument for use in incising the trachea.

racheotomize (tra-ke-ot'o-mīz). To perform tracheotomy upon.

racheotomy (tra-ke-ot'o-me) [Gr. τραχεῖα trachea + τέμνειν to cut]. The formation of an artificial opening into the trachea; the operation of cutting into the trachea **inferior t.**, that which is performed below the isthmus of the thyroid. **superior t.**, that in which an opening is made above the isthmus of the thyroid **t.-tube**, a curved tube of metal for insertion into the incision made by tracheotomy.

rachitis (trak-i'tis) [Gr τραχεῖα trachea + -ιτις inflammation]. Inflammation of the trachea.

trachoma (trak'o-mah), pl. *tracho'mata* [Gr τράχωμα]. 1. Contagious granular conjunctivitis, or granular lids, a disease of the conjunctiva attended by the formation of small elevations on the conjunctiva of the lids and by atrophy, cicatricial contraction, and deformity of the lids 2. Kraurosis vulvæ. **Arlt's t.**, granular conjunctivitis; trachoma **t. bodies.** See *body* **brawny t.**, general lymphoid infiltration of the conjunctiva without granulation. **t. defor'mans**, vulvitis with cicatricial deformity. **diffuse t.**, a form with large-sized granulations **follicular t., granular t.**, a form in which there are sago-like elevations on the conjunctiva of the lids. **papillary t.**, that in which there are red, papillary growths on the lids. **Türck's t.**, laryngitis sicca. **t. of vocal bands**, development of nodular swellings on the vocal cords. **t. vul'væ**, kraurosis vulvæ.

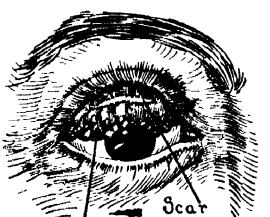

Trachoma (Woolf).

trachomatous (trak-o'mat-us). Pertaining to, affected with, or of the nature of, trachoma.

Trachybdel'la bistria'ta. A leech found in Brazil which attacks man and other animals.

trachychromatic (trak"e-kro-mat'ik) [Gr τραχύς rough + χρῶμα color]. Strongly or deeply staining.

trachyphonia (trak-if-o'ne-ah) [Gr. τραχύς rough + φωνή voice]. Roughness of the voice.

tract (trakt) [L *trac'tus*]. A region, principally one of some length; specifically a collection or bundle of nerve-fibers having the same origin, function, and termination **alimentary t.**, the alimentary canal, or passage from the mouth to the anus. Called also *digestive t.* **ascending t's**, tracts of the nervous system that become affected with ascending degeneration after injury of any part of the tract or its connections. **ascending anterolateral t., ascending ventrolateral t.**, one of the tracts which persist throughout the entire length of the myelon. **association t.**, a band of nerve-fibers connecting various parts of the same cerebral hemisphere. **Bechterew's t.**, a part of the tegmentum connecting the fillet and the mesial aspect of the superior olive. **bulbar t.**, any of the tracts of the medulla oblongata **bulbospinal t.** Same as *olivospinal t.* **Burdach's t.**, the *cuneate fasciculus*. See under *fasciculus*. **central tegmental tract.** See *tegmental t., central.* **cerebellorubrospinal t.**, the nerve tract comprised between the dentate nucleus of the cerebellum and the red nucleus of the opposite side **cerebellospinal t.** Same as *vestibulospinal t* **cerebellotegmental t.**, bundles of nerve-fibers running from the nucleus fastigii to the medulla oblongata and to the brachium pontis **Ciaglinski's t.**, a sensory tract of fibers in the gray commissure between the ventral border of the posterior columns and the central canal· supposed to conduct sensations of pain and heat. **Collier's t.**, the tegmental part of the median longitudinal tract **comma-t.** See *fasciculus interfascicularis*. **conariohypophyseal t.**, a portion of the cavity of the embryonic brain connecting the pineal body and the pituitary body. **cornucommissural t.**, a tract in the anterior part of the posterior column of the cord, extending through the sacral and lumbar regions **corticobulbar t.**, a bundle of nerve-fibers running from the cerebral cortex to the motor nuclei of the cranial nerves **corticopontine t's**, bundles of fibers running from the cerebral cortex to the nuclei of the pons. **corticorubral t.**, a bundle of nerve-fibers from the cerebral cortex to the red nucleus. **corticospinal t.**, pyramidal tract, fasciculus cerebrospinalis, a tract of fibers forming the voluntary motor path from the precentral gyrus of the cerebral cortex to the spinal cord Just before these fibers enter the cord they decussate into lateral and ventral parts. The *lateral* or the *corticospinal tract* is called also *fasciculus cerebrospinalis lateralis* [B N A] and *lateral* or *crossed pyramidal tract* The *ventral corticospinal tract* is called also *fasciculus cerebrospinalis anterior* [B N A], *ventral* or *direct pyramidal tract*, and *column of Turck* **corticothalamic t.**, fibers uniting the cerebral cortex with the thalamus **crossed marginal t.** See *fasciculus dorsa lateralis* **crossed pyramidal t.** See under *corticospinal t* **Deiters's t.** Same as *vestibulospinal t.* **descending t.**, any bundle of nerve-fibers which convey impulses toward the periphery **descending anterolateral t., descending ventrolateral t.**, a tract passing throughout the length of the myelon. **descending comma-t.**, a narrow zone near the center of the column of Burdach. **digestive t.**, the alimentary canal. **direct cerebellar t.** See under *spinocerebellar t* **direct pyramidal t.**, the ventral corticospinal tract. **direct sensory t.**, a band of fibers passing from near the globose nucleus of the cerebellum to the outer wall of the fourth ventricle. **dorsolateral t., direct cerebellar t., direct lateral t.**, one of the ascending or sensory tracts of the spinal cord **dorsomedian t.**, the column of Goll. **epicerebral lymph-t's**, lymph-tracts between the pia and the surface of the brain **fastigiobulbar t's**, bundles of efferent fibers running from the nucleus fastigii to the medulla oblongata, called also *cerebellotegmental tracts of the bulb.* **fiber t.**, a bundle of fibers of the white substance of the spinal cord all of which have the same origin, termination, and function. **fillet t.**, the

continuation of Gowers's tract to the outside of the fillet. **fillet t., lateral,** a tract leaving the lateral fillet at the level of the motor nucleus of the fifth nerve, situated between the nucleus and the superior olivary body on the mesial side of the motor root. **Flechsig's t.,** the dorsal spinocerebellar tract. **Foville's t.,** the direct cerebellar tract of the spinal cord **frontopontine t.,** a tract of fibers arising from the pons varolii, and extending anteriorly to form part of the cerebral peduncle. **genito-urinary t.,** the genitourinary organs in continuity. **Goll's t.,** fasciculus gracilis **Gowers's t.** See *fasciculus anterolateralis superficialis.* **habenular t.,** a tract of fibers passing from the habenula to the mesial side of the red nucleus. **habenulopeduncular t.** See *fasciculus reticularis.* **Helweg's t.** Same as *olivospinal t.* **intermediolateral t.,** the intermediate process of Gowers, the lateral gray cornu of the cord. **internuncial t.,** a fiber tract connecting two nuclei or centers. **lateral medullary t.,** a fillet in the most lateral portion of the reticular field. **Lissauer's t.** See *fasciculus dorsolateralis.* **Löwenthal's t.** See *tectospinal t* **lymph-t.,** a lymph-space or system of lymph-spaces, as in the brain. **mammillotegmental t.,** a branch from the mammillothalamic tract running caudally in the tegmentum of the mesencephalon **mammillothalamic t.,** a stout bundle of fibers from the mammillary body to the anterior nucleus of the thalamus; called also *bundle of Vicq d'Azyr* and *fasciculus thalamomammillaris.* **Marchi's t.** Same as *tectospinal t.* **marginal t., crossed.** Same as *Lissauer's t.* **mesencephalospinal t.** Same as *prepyramidal t.* **t. of Meynert.** See *fasciculus retroflexus.* **mixed lateral t.,** a tract of the spinal cord believed to contain both motor and sensory elements. **Monakow's t.,** the rubrospinal tract. **motor t.,** the path of a motor impulse going from the brain to a muscle **olfactory t.,** the narrow portion of the olfactory lobe of the brain; the rhinencephalon. **olivospinal t.,** a crossed tract descending from the inferior olivary body of the medulla oblongata to the lower cervical or upper thoracic segments of the spinal cord. Called also *bulbospinal t., Helweg's t., triangular t.,* and *Helwig's bundle.* **ophthalmic t., optic t.,** the fibers between the visual centers and the optic chiasm. **optic t., intracerebral.** See *sagittal medullary t* **t. of Philippe-Gombault.** See *triangular t.* **pontocerebellar t.** Same as *brachium pontis* **pontospinal t.** See *reticulospinal t.* **predorsal t.** See *tectospinal t.* **prepyramidal t.** See *rubrospinal t.* **principal t.,** the dorsal spinocerebellar tract. **projection t.** See *projection fibers,* under *fiber.* **pyramidal t.** See *corticospinal t* **pyramidal t., crossed,** a motor or descending tract in the lateral columns of the spinal cord. **pyramido-anterior t.** Same as *column of Turck.* **pyramidolateral t.,** the crossed pyramidal tract. **respiratory t.,** the respiratory organs in continuity. **reticulospinal t.,** fibers from the pons to the reticular formation of the brain stem. **rubroreticular t.,** fibers from the red nucleus to the reticular formation of the pons **rubrospinal t.,** one of the descending tracts of the anterolateral column, running from the red nucleus through the lateral column of the spinal cord as far as the sacral portion. It forms a triangular area in the lateral columns, between the crossed pyramidal tract and the tract of Gowers. Called also *Monakow's bundle, fasciculus intermediolateralis,* and *prepyramidal t.* **sagittal t., sagittal medullary t.,** a tract of the brain coming from the posterior third of the posterior limit of the internal capsule. Called also *intracerebral optic t.* **Schultze's t.** See *fasciculus interfascicularis.* **semilunar t.,** a tract of nerve-fibers in the white matter of the cerebellar hemisphere. **sensory t.,** any tract of nerve-fibers conveying sensory impulses. **septomarginal t.,** a bundle of fibers along the dorsal periphery of the posterior funiculus in the thoracic region, and along the septum in the lumbar region. **t. solitariospina'lis,** descending fibers from the nucleus of the tractus solitarius to the motor neurons. **t. solita'rius.** See *fasciculus solitarius.* **spinocerebellar t's,** ascending tracts from the spinal cord to the cerebellum. The *dorsal spinocerebellar tract* (fasciculus cerebellospinalis, direct cerebellar tract, Flechsig's tract) is a bundle of fibers at the surface of the lateral funiculus just ventral to the posterior lateral sulcus. The *ventral spinocerebellar tract* forms the superficial portion of the fasciculus anterolateralis superficialis and is situated at the periphery of the lateral funiculus ventral to the dorsal spinocerebellar tract. **spinomuscular t.,** the motor cells of the oblongata and those of the spinal cord, and the nerve-fibers which originate in them. **spino-olivary t.,** an ascending tract of fibers arising from the posterior gray columns of the cord and running to the inferior olivary nucleus. **spinotectal t.,** fibers ascending from the posterior gray column of the cord to the tectum of the mesencephalon. **spinothalamic t.,** two ascending tracts from posterior column of the cord to the thalamus; the *lateral* one for sensory impulses of temperature and pain, the *ventral* one for sensory impulses of touch and pressure. **Spitzka's t.** Same as *Lissauer's t.* **strionigral t.,** a bundle of fibers from the corpus striatum to the substantia nigra. **sulcomarginal t.** Same as *fasciculus sulcomarginalis.* **sylvian t.,** the region of the brain about the sylvian fissure. **tectocerebellar t.,** a bundle of fibers from the tectum of the mesencephalon to the cerebellum. **tectospinal t.,** one of the descending tracts of the spinal cord extending from the tectum of the midbrain on one side, decussating, and passing down through the oblongata into the spinal cord Called also *predorsal bundle, sulcomarginal t., Lowenthal's t.,* and *Held's bundle.* **tegmental t.,** a tract of fibers in the tegmentum, back of the superior olivary body, believed to connect the latter with the midbrain. **tegmental t., central,** a tract that begins near the dorsal accessory nucleus and passes cephalad in the midtegmentum. **tegmentospinal t.** Same as *reticulospinal t.* **temporocentral t.,** the structure that connects the temporal lobe with the central convolution. **temporocerebellar t.,** a tract of white fibers from the cortex of the temporal lobe to the cortex of the frontal lobe. **temporofrontal t.,** the structure which connects the temporal and frontal lobes. **temporopontine t.,** a tract of fibers from the temporal lobe to the pons. **thalamobulbar t.,** a tract of descending fibers from the thalamus to the bulb. **thalamocortical t.,** fibers from the thalamus to the cerebral cortex. **thalamo-olivary t.,** a bundle of fibers descending from the thalamus to the inferior olivary nucleus. **thalamospinal t.,** a bundle of fibers descending from the thalamus to the spinal cord. **triangular t.** See *olivospinal t.* **triangular t. of Philippe-Gombault,** a small strand of intersegmental fibers at the dorsomesal angle of the dorsal white column of the spinal cord in the sacral portion. **trigeminothalamic t.,** fibers from the trigeminal nerve to the thalamus. **Türck's direct pyramidal t.,** a descending motor tract in the ventral region of the myelon. **urinary t.,** the passage from the kidney to the urinary meatus. **uveal t.,** the iris, ciliary body, and choroid considered together. **vestibulocerebellar t.,** fibers of the vesibular nerve to the cortex of the cerebellum. **vestibulospinal t.,** a tract of fibers in the anterolateral ground-bundle of the cord in front of the prepyramidal tract. **t. of Vicq d'Azyr.** See *mammillothalamic t.*

tractate (trak'tāt). To attract or to tend to come together.

tractellum (trak-tel'um), pl. *tractel'la* [L.]. An anterior locomotive flagellum.

traction (trak'shun) [L. *trac'tio*]. The act of draw-

ing. **t.-aneurysm**, an aneurysm produced by traction on the aorta by a duct of Botalli that is incompletely atrophied. **axis-t.**, traction along an axis, as of the pelvis in obstetrics. **t.-diverticulum**. See *diverticulum*. **elastic t.**, traction by an elastic force or by means of an elastic appliance.

tractor (trak'tor) [L. "drawer"]. 1. An instrument for making traction. 2. A metallic appliance formerly drawn across the skin in the attempted cure of various disorders. Known also as *Perkins's t.* **Syms's t.**, a tube with an inflatable rubber bag at the end. used to bring down a prostate into the perineal incision.

tractoration (trak-tor-a'shun). An obsolete form of metallotherapy; the treatment of disease by metallic tractors; perkinism.

tractus (trak'tus). Latin for *tract*. **t. centra'lis**, any central tract. **t. iliotibia'lis** [B N A], the iliotibial band. **t. olfacto'rius** [B N A], olfactory tract. **t. op'ticus** [B N A], the optic tract. **t. solita'rius** [B N A], the solitary fasciculus. See *fasciculus*. **t. spira'lis foraminulen'tus**, the macula cribrosa quarta. **t. spira'lis ner'vi trigem'ini** [B N A], the ascending root of the trigeminal nerve.

tragacanth (trag'ak-anth) [Gr. τράγος goat + ἄκανθα thorn]. A gum exuding from various species of *Astraga'lus*, a shrub of the order *Legumino'sæ*. Mixed with water it forms a gelatinous mass (*mucila'go tragacan'thæ*) that is used to suspend insoluble powders. It is also used as an emollient and in the preparation of troches. Dose of *pul'vis tragacan'thæ compos'itus* (which contains also sugar and gum arabic), 30 gr.–1 dr. (2–4 gm.). *Glyceri'num tragacan'thæ* is also prepared.

tragal (tra'gal). Pertaining to the tragus.

tragi (tra'gi). [B N A] The hairs at the opening of the external auditory meatus.

Tragia (tra'je-ah). A genus of poisonous euphorbiaceous plants: several species (*T. u'rens*, etc.) are weeds of the southern United States.

tragicus (traj'ik-us). See *muscles, table of*.

tragomaschalia (trag"o-mas-kal'e-ah) [Gr. τράγος goat + μασχαλή axilla]. Odorous perspiration from the axilla.

tragophonia (trag-o-fo'ne-ah). Tragophony.

tragophony (tra-gof'o-ne) [Gr. τράγος goat + φωνή voice]. Same as *egophony*.

tragopodia (trag-o-po'de-ah) [Gr. τράγος goat + πούς foot]. Knock-knee.

tragus (tra'gus) [L.; Gr. τράγος goat]. 1. The cartilaginous projection before the external meatus of the ear. 2. [B N A] Singular of *tragi*.

train (trān). A continuous line of railway carriages drawn by a locomotive. **hospital t.**, army medical rolling stock consisting of a train of ten railway cars (eight for patients), with definite personnel and material, for transportation of sick and wounded from the line of communications to the interior. **sanitary t.**, an army medical organization composed of camp infirmaries, ambulence companies, and field hospitals commanded by a division surgeon.

trait (trāt). In heredity, the same as *character*.

trajector (traj-ek'tor). An instrument for locating a bullet in a wound.

trance (trans). A profound or abnormal sleep, from which the patient cannot be aroused easily, and not due to organic disease. Voluntary movement is lost, though sensibility and consciousness may remain. It is usually due to hysteria, and may be induced by hypnotism. **t.-coma**, hypnotic lethargy. **death-t.**, that in which the patient appears to be dead. **hysteric t.**, trance occurring as a symptom of hysteria. **induced t.**, that which is mainly due to hysteria, but may be caused by hypnotism.

transanimation (trans-an-im-a'shun) [L. *trans* across + *an'ima* breath]. Resuscitation of a still-born infant.

transaudient (trans-aw'de-ent). Permitting the passage of sound-waves.

transcalent (trans-ka'lent) [L. *trans* through + *ca'lere* to be hot]. Permitting the passage of radiant heat.

transcondomoscopy (trans-kon-dom-os'ko-pe). Cystoscopy or endoscopy in which the instrument is introduced into the middle of a condom which has been pushed into the organ and filled with salt solution.

transcondyloid (trans-kon'dil-oid). Through the condyles.

transcortical (trans-kor'tik-al). Connecting two different parts of the cerebral cortex; also dependent on disease of the tracts connecting different parts of the cerebral cortex.

transdermic (tranz-der'mik) [L. *trans* through + *der'ma* skin]. Passed through the skin

transection (trans-ek'shun) [L. *trans* across + *sec'tio* a cut]. A section made across a long axis; a cross-section.

transfer, transference (trans'fer, trans'fer-ens) [L. *trans* across + *fer're* to carry]. The passage or conveyance of a symptom or affection from one part to another; a kind of metastasis.

transfix (trans'fiks) [L. *trans* across + *fig'ere* to fix]. To pierce through and through.

transfixion (trans-fiks'shun). A cutting through, as in amputation.

transforation (trans-for-a'shun) [L. *trans* across + *fora're* to pierce]. The perforation or piercing of the fetal skull.

transforator (trans'for-a-tor). An instrument for making a transforation.

transformation (trans-for-ma'shun) [L. *trans* across + *forma'tio* formation]. Change of form or structure, degeneration

transfusion (trans-fu'zhun) [L *transfu'sio*]. The transfer of blood from one person to another; the introduction of blood from the vessels of another person, also the introduction into the blood-vessels of any substance, as saline solution. **arterial t.**, the transfer of arterial blood. **direct t., immediate t.**, the transfer of blood from one person to another without exposing it to the air. **immuno-t.**, transfusion of blood to which a vaccine specific for the disease in question has been added. **indirect t., mediate t.**, the transfer of blood from a cup to a blood-vessel. **peritoneal t.**, the introduction of blood-serum, salt solution, or the like, into the peritoneal cavity. **reciprocal t.**, transfusion in which blood is transferred from a person who has recovered from a contagious fever into the vessels of a person affected with the same fever, and the return of an equal amount of blood from the patient to the well person. **subcutaneous t.**, the introduction of a considerable quantity of fluid into the subcutaneous tissue. **vaccinating t.**, transfusion of blood into a patient ill with an infectious disease, the donor being a person who has recently recovered from the disease, and probably possesses a high grade of immunity. **venous t.**, the transfer of blood to a vein.

transgression (trans-gresh'un). A process by which a substance is passed from one medium to another, for both of which it has strong affinity, through a layer of an intervening medium for which it has no affinity and in which it may be almost insoluble.

transic (trans'ik). Pertaining to or affected with trance.

transiliac (trans-il'e-ak). Across or between two ilia.

transilient (trans-il'e-ent) [L. *trans* across + *sali're* to leap]. Leaping or passing across.

transillumination (trans"il-u-min-a'shun) [L. *trans* across + *illumination*]. The inspection of the interior of a cavity by means of a strong light made to pass through its walls; the inside of some of the body cavities may also be made visible by means of the Roentgen rays.

transinsular (trans-in'su-lar). Across the insula; crossing the insula.

transischiac (trans-is'ke-ak). Between the two ischia.

transisthmian (tranz-is'me-an). Across an isthmus, especially the isthmus of the gyrus fornicatus.

transitional epithelium (trans-ish'un-al). See *epithelium*.

transition-zone (trans-ish'un). See *zone*.

translation (trans-la'shun) [L. *trans* across + *fer're* to bear]. A removal or change of place.

translucent (trans-lu'sent) [L. *trans* across + *lu'cens* shining]. Somewhat transparent; diaphanous.

transmigration (trans-mig-ra'shun) [L. *trans* across + *migra'tio* migration]. 1. A wandering; especially a change of place from one side of the body to the other. 2. Diapedesis. **external t.**, the passage of an ovum from one ovary to the tube of the other side without going through its own oviduct. **internal t.**, the passage of an ovum from one oviduct to the other by way of the uterus.

transmission (trans-mish'un) [L. *trans* across + *mis'sio* a sending]. A transfer, as of a disease; the communication of inheritable qualities to offspring. **duplex t.**, the transmission of nervous impulses in two directions along a nerve.

transnormal (trans-nor'mal). More than normal.

transocular (trans-ok'u-lar) [L. *trans* across + *oc'ulus* eye]. Across the eye.

transonance (tran'so-nans) [L. *trans* across + *so'nans* sounding]. Transmission of a sound formed in one organ through the substance of another organ.

transparent (trans-par'ent) [L. *trans* through + *pa'rere* to appear]. Permitting the passage of rays of light, so that objects may be seen through the substance.

transperitoneal (trans"per-it-o-ne'al). Crossing the peritoneum; across the peritoneum.

transpinalis (trans-pi-na'lis). Any one of the muscles connecting the transverse processes of the vertebræ.

transpirable (trans-pi'rab-l) [L. *trans* through + *spira're* to exhale] Permitting the passage of perspiration.

transpiration (trans-pi-ra'shun) [L. *trans* through + *spira'tio* exhalation]. The discharge of air, sweat, or vapor through the skin. **pulmonary t.**, the exhalation of water-vapor from the blood circulating through the lungs.

transplantar (trans-plan'tar) [L. *trans* across + *plan'ta* sole]. Across the sole.

transplantation (trans-plan-ta'shun) [L. *trans* across + *planta're* to plant] The grafting of tissues taken from the same body or from another. See *graft*. **syngenesioplastic t.** See *syngenesioplastic*. **tendon t.**, the operation of inserting a piece from the tendon of a sound muscle into the tendon of a paralyzed muscle.

transpleural (trans-plu'ral). Across the pleural sac.

transport (trans'port). 1. The removal of fat from the fat depots to the cells; the process of infiltration with fat. 2. A vessel used for the conveyance of soldiers; a troop-ship.

transposition (trans-po-zish'un) [L. *trans* across + *posi'tio* placement]. 1. Displacement of a viscus to the opposite side. 2. The operation of carrying a tissue-flap from one situation to another without severing its connection entirely until it is united at its new location.

transsection (trans-sek'shun). Transection.

transsegmental (trans-seg-men'tal). Extending across a segment of a limb.

transseptal (trans-sep'tal). Across or on the other side of a septum.

transtemporal (trans-tem'por-al). Crossing the temporal lobe.

transthalamic (trans-thal'am-ik). Crossing the optic thalamus.

transthermia (trans-ther'me-ah) [L. *trans* through + Gr. *θέρμη* heat]. Thermopenetration.

transthoracic (trans-tho-ras'ik). Through the thorax.

transthoracotomy (trans-tho-rak-ot'o-me) [L. *trans* across + *thorax* + Gr. *τομή* a cut]. The operation of cutting across the thorax.

transubstantiation (trans"ub-stan-she-a'shun) [L. *trans* across + *substan'tia* substance]. The substitution of one tissue by another.

transudate (trans'u-dāt) [L. *trans* through + *suda're* to sweat]. Any substance which has passed through a membrane.

transudation (trans-u-da'shun) [L *transuda'tio*]. The passage of serum or other fluid through a membrane.

transvaginal (trans-vaj'in-al). By way of the vagina.

transversalis (trans-ver-sa'lis) [L. *trans* across + *ver'tere, ver'sum* to turn]. See *muscles, table of*.

transverse (trans-vers') [L. *transver'sus*]. Placed crosswise.

transversectomy (trans-ver-sek'to-me) [*transverse* + Gr *ἐκτομή* excision]. Surgical removal of the transverse process of a vertebra.

transversion (trans-ver'zhun). The condition of a tooth when it is displaced from its proper numeric position in the jaw.

transverso-analis (trans-ver"so-a-na'lis). The transversus perinei muscle.

transversocostal (trans-ver"so-kos'tal). Costotransverse.

transversospinalis (trans-ver"so-spi-na'lis). A series of muscular structures forming the deeper layer of the extensor dorsi communis muscle.

transverso-urethralis (trans-ver"so-u-re-thra'lis). The transverse fibers of the sphincter urethræ muscle.

transversus (trans-ver'sus). See *muscles, table of*.

transvestite (trans-ves'tīt) [L. *trans* over + *vesti'tus* clothed] A person who dresses in the clothes of the opposite sex.

transvestitism (tranz-ves'tit-izm) [L. *transvestite*]. A perversion in which the patient dresses in the clothes of the opposite sex.

trapezial (trap-e'ze-al). Pertaining to a trapezium.

trapeziform (trap-ez'if-orm). Trapezoid.

trapeziometacarpal (trap-e"ze-o-met-ah-kar'pal). Connecting the trapezium and metacarpus.

trapezium (trap-e'ze-um) [L.; Gr. *τραπέζιον*]. 1. The first carpal bone on the thumb side of the distal row. 2. A transverse band of fibers in the lower part of the pons, surrounding the superior olivary nucleus. 3. The central white matter of the cerebellum.

trapezius (trap-e'ze-us), pl. *trape'zii* [L.]. See *muscles, table of*.

trapezoid (trap'ez-oid) [L. *trapezoid'es*; Gr. *τραπεζοειδής* table-shaped]. Having the shape of a four-sided solid, with two sides parallel and two diverging. **t. bone** (or **t.**), the second carpal bone on the thumb side of the distal row.

trappistine (trap-is-tēn') [made by clerics of the order of *Trappists*]. A liqueur or cordial made in France said to be stomachic.

Trapp's coefficient, formula (traps) [Russian pharmacist, 1815–1908]. See *coefficient, formula*.

trash (trash). The trade name for powdered

poppy-leaves and stalks in which Bengal opium is packed for shipment.

Traube's curves, membrane, space (trow'bez) [Ludwig *Traube*, German physician, 1818–1876]. See under *curve, membrane*, and *space*.

trauma (traw'mah), pl. *trau'mata* [L.; Gr. τραῦμα wound]. A wound or injury. **actual t.**, in dentistry, an actual alteration of tissue produced by dental dysharmony. **potential t.**, a dental dysharmony which has not yet produced alteration of tissue, but may do so at any time **psychic t.**, an emotional shock that makes a lasting impression on the mind, especially the subconscious mind

traumasthenia (traw-mas-the'ne-ah) [Gr. τραῦμα wound + ἀ priv + σθένος strength]. Traumatic neurasthenia.

traumatic (traw-mat'ik) [Gr. τραυματικός]. Of, or pertaining to, or caused by, an injury.

traumaticin (traw-mat'is-in) [Gr. τραῦμα wound]. A 10 per cent solution of gutta-percha in chloroform used as a vehicle for the cutaneous administration of medicines

traumatism (traw'mat-izm) [Gr. τραυματισμός]. 1. A condition of the system due to an injury or wound. 2. A wound.

traumatocace (traw-mat-ok'as-e) [Gr. τραῦμα wound + κάκη badness]. Traumatic gangrene.

traumatocomium (traw''mat-o-ko'me-um). A hospital for wounded.

traumatol (traw'mat-ol). Same as *iodocresol*.

traumatology (traw-mat-ol'o-je) [Gr. τραῦμα wound + λόγος knowledge] A scientific view of wounds and disability from injuries.

traumatonesis (traw-mat-on'e-sis). Suture of a wound.

traumatopathy (traw-mat-op'ath-e) [Gr. τραῦμα wound + πάθος disease]. Any disease due to wound or injury.

traumatopnea, traumatopnœa (traw''mat-op-ne'ah) [Gr τραῦμα wound + πνοιή breath] A condition of partial asphyxia with collapse caused by traumatic opening of the pleura.

traumatopyra (traw''mat-o-pi'rah) [Gr. τραῦμα wound + πῦρ fever] Traumatic fever.

traumatosis (traw-mat-o'sis). Traumatism

traumatropism (traw-mat'ro-pizm) [Gr. τραῦμα wound + τρόπος turning] The growth or movement of organisms in relation to injury.

travel-sickness (trav'el-sik-nes). Same as *car-sickness*.

travois (trah-vwah'). A stretcher for the wounded drawn by a single animal, the rear end dragging upon the ground.

treacle (tre'ak-l) [L. *theri'aca*]. Molasses, or syrupus fuscus. **Venice t.** See *theriaca andromachi*.

tread (tred). Injury of the coronet of a horse's hoof, due to striking with the shoe of the opposite side.

treatment (trēt'ment). The management and care of a patient or the combating of his disorder. **Abram's t.**, treatment of thoracic and abdominal aneurysm by percussing the seventh cervical spine **active t.**, that which is directed immediately to the cure of a disease or injury **Albertini's t.**, complete rest and abstinence from food in aneurysm of the aorta **albumose t.**, treatment of typhoid fever by the intravenous injection of 1 c.c. of a 2–4 per cent. solution of deutero-albumose. **Allen t.**, treatment of diabetes by certain days of fasting, followed by a restricted diet and attended by a careful determination of the quantity of food which the patient can consume without producing glycosuria and glycemia. Called also *starvation t.* **antigen t.**, the production of active immunity by the injection of antigens, including bacteriotherapy, and the use of vaccine and tuberculins. **Apostoli's t.**, the electric treatment of uterine disease, the positive pole being inserted into the uterus and the negative pole being applied externally. **autoserosalvarsan t.** See *Swift-Ellis t.* **autoserous t.**, treatment of an infectious disease by inoculating the patient with his own serum. **Bacelli's t.**, treatment of tetanus by the intramuscular injection of carbolic acid, together with the use of enemata of chloral hydrate. **Balfour's t.**, treatment of aneurysm by potassium iodid, which lowers the arterial blood tension and produces contraction of the aneurysmal sac. **Banting t.**, treatment of obesity by a diet that is free from carbohydrate, but is rich in nitrogenous matters **Baunscheidt's t.** See *baunscheidtism*. **Beard's t.**, treatment of cancer by trypsin. **Beauperthuy's t.**, treatment of leprosy with bichlorid of mercury. **Bell t.**, treatment of cancer by injections of colloidal lead. **Bergeron's t.**, a method of treating tuberculosis of the lungs by injecting a mixture of hydrogen sulphid and carbon dioxid into the rectum. **Bergonié t.**, the application of general faradization for the reduction of corpulence. **Bier's t.** See *Bier's hyperemia*, under *hyperemia*. **Bier's combined t.**, treatment of surgical tuberculosis by artificial hyperemia, heliotherapy, and iodids. **Bird's t.**, treatment of bed-sore by mild galvanic currents. **Blanchard's t.**, the procedure of plugging tuberculous bone cavities with a mixture of white wax and vaselin. **Bluemel's t.**, treatment of morphin habit in which the patient is put to bed and morphin stopped entirely. He is put on a liquid diet and receives three or four cathartic courses consisting of 5 gr. of blue mass with 5 compound cathartic pills at intervals of eighteen hours. Some hours later he is given castor oil and receives from two to four intravenous infusions a day of 1000 c.c. of 9 per cent sodium chlorid solution For first few days he is given chloral at bedtime to insure sleep **Boeck's t.**, the treatment of lupus vulgaris by applying a preparation of pyrogallic acid, resorcinol, salicylic acid, gelatin, and talc **Bouchardat's t.**, treatment of diabetes by use of a diet that excludes substances rich in carbohydrates, as sugar, milk, etc **Brand t.**, a method of treating fever by immersing the patient in a bath of the temperature of the room (from 65° to 70° F.) every three hours when the rectal temperature reaches 102 2° F. The patient remains in the bath about fifteen minutes, during which time he is systematically rubbed. He is then put back to bed and dried between the sheets. Before entering the bath he is given stimulants, and cold water is applied to the head and face. **Brandt's t.**, treatment of diseases of the fallopian tubes by pressing out their contents into the uterus by massage. **Brown-Séquard t.** Same as *organotherapy*. **Bülau's t.**, the use of siphon drainage in treating empyema. **Calot t.**, treatment of Pott's disease by plaster jackets having an opening over the kyphos on which pressure is made by means of pads. **Cantani's t.**, treatment of cholera by the repeated injection into the bowel of a large quantity of water containing tannic acid and tincture of opium at a temperature of from 100° to 104° F. **Carosa t.**, treatment of puerperal sepsis by cleansing the uterine and vaginal tracts and injecting 50 to 75 per cent. alcohol into the uterine cavity. **Carrel t., Carrel-Dakin t.**, treatment of wounds on the following general principles A very thorough opening up of the wound, with removal of all foreign material, dead or lacerated tissue, etc.; careful cleansing of the wound, irrigation of the wound with Dakin's solution which has been modified with sodium bicarbonate. The irrigation is repeated every two hours and is carried out by means of an arrangement of small elastic tubes connected with a single tube which is attached to an irrigating bottle. From the beginning of the treatment the behavior of the bacteria is determined by repeated examination of smears made from every part of the wound. **Castellani's t.**, treatment of elephantia-

sis by complete rest in bed, bandaging with a flannel or rubber bandage, and daily injections of fibrolysin. **causal t.**, treatment that is directed against the cause of a disease. **Cervello's t.**, placing the patient in an atmosphere filled with formalin vapor: for tuberculosis. **cholin t.**, treatment of cancer by the intravenous injection of borate of cholin in connection with the use of radio-active substances. Cf. *enzytol*. **Comby-Filatov t.**, the treatment of chorea with large doses of arsenic. **conservative t.**, treatment designed to conserve the vital powers until clear indications develop, also conservative surgery. **Cordier's t.**, treatment of sciatica by the injection of filtered air in the region of the sciatic nerve. **curative t.**, active treatment designed to cure an existing disease. **Dancel's t.**, a treatment of obesity by a diet containing as little water as possible. **Débove's t.**, treatment of tuberculosis by a special form of forced feeding **dietetic t.**, treatment of disease by regulation of the diet **drug t.**, treatment with drugs, as distinguished from treatment with physical means, such as diet, exercise, electricity, etc. **Durante's t.**, treatment of surgical tuberculosis by injecting iodin into the lesion. **Ebstein's t.**, treatment of obesity by a diet from which all carbohydrates are excluded, but in which nitrogenous and fatty matters are included. **Ehrlich-Hata t.** See *salvarsan* **empiric t.**, treatment by means that experience has proved to be beneficial. **Erlangen t.**, treatment of deep-seated cancer by administering at one sitting a dose of high voltage *x*-ray lethal for the cancer cell, multiple small ports of entry being used. **Etappen t.**, treatment of bow-legs and knock-knee by plaster-of-Paris bandage and corrective wedging **eventration t.**, application of *x*-rays to internal structures after opening the abdomen and bringing the malignant area to the edges of the wound **expectant t.**, that which leaves the cure mainly to nature, attempting little apart from relief of untoward symptoms. Called also *symptomatic t* **Ferrier's t.**, treatment of tuberculosis by giving lime salts, calcium carbonate, calcium phosphate, sodium chlorid, and calcined magnesia **Fichera's t.**, treatment of cancer by the hypodermic injection of autolyzed human fetal tissue. Fresh sterile human fetuses are ground up and placed in a flask of sterile physiologic salt solution in the proportion of 1 gm. of former to 20 cgm of latter. Thymol or phenol is added and toluol is placed on top. The mixture is then incubated at 37° C. for two months The emulsion is then ready for use. **Finsen t.**, treatment of lupus vulgaris by the direct application of rays of sunlight or electric light. **Fischer's t.** See *Fischer's solution*, under *solution* **Flechsig's t.**, for epilepsy, consists in the use of opium, followed by bromids **Forlanini's t.**, the formation of an artificial pneumothorax for the treatment of pulmonary tuberculosis **Fournier's t.**, treatment of syphilis by administering mercury for two months, then stopping the mercury for a month or more. This is followed by a period of alternate administration and stopping of the mercury. **Fowler-Murphy t.** See *Murphy's t.* (2d def.). **Frenkel's t.** See *Frenkel's movements*, under *movement*. **Friedmann t.**, treatment of tuberculosis by intravenous and intramuscular injection of living non-virulent tubercle bacilli from turtles. **Girard t.**, treatment of seasickness by the administration, hypodermically or by mouth, of $\frac{1}{150}$ gr. of atropin sulphate and $\frac{1}{60}$ gr of strychnin sulphate. **Guelpha t.**, treatment of gout, rheumatism, and other auto-intoxications by fasting and free purging. **Guinard's t.**, application of calcium carbid to ulcerating tumors. **Hare's t.**, Anglo-Indian treatment of dysentery by rectal injections of hot water through a flexible tube passed above the sigmoid flexure. **Heiser's t.**, treatment of leprosy by the injection of a mixture containing 60 c.c. of chaulmoogra oil, 60 c c of camphorated oil, and 4 gr. of resorcin. **Huchard's t.**, treatment of dilatation of the stomach by a diet in which there is a strict limitation of the liquid element. **hygienic t.**, that in which the treatment mainly employed is directed to the restoration or maintenance of hygienic conditions. **Jacquet's biokinetic t.**, active gymnastics of the hand and fingers **Karell t.**, treatment of heart and kidney disease by keeping the patient in bed and giving only 800 c.c. of milk daily for four or five days, the diet then being gradually increased until, on the thirteenth day, the regular diet is resumed **Kaufmann's t.**, treatment of psychoneurosis by the application of powerful electric shocks and the giving of loud military orders to perform certain exercises. **Keating-Hart t.** See *fulguration*. **Killgren t.**, a system of medical gymnastics combined with passive exercise, friction, and vibrations, and laying special emphasis on the mechanical treatment of the nerves. **Kittel's t.**, massage and manipulation for the dispersion of the uratic deposits in gouty joints. **Klapp's creeping t.**, treatment of scoliosis by having the patients creep about on the floor, with exaggerated movements of the spine. **klopfen t.**, a method of treating pulmonary tuberculosis by slapping the surface of the chest with a silver paper-cutter. **Koga t.**, treatment of thrombo-angiitis obliterans by diluting the blood by hypodermoclysis with normal salt solution. **Korányi's t.**, treatment of leukemia by the use of benzol (benzene). **Kromayer's t.**, treatment of syphilis by the inhalation of very finely divided mercury. **Lambotte's t.**, a method of extension in fractures of the extremities by means of an extensible steel frame fastened to the bone by steel pegs. **Lancereaux's t.**, treatment of internal aneurysm by injecting glycerin subcutaneously **Landerer's t.**, injections of cinnamic acid for tuberculosis. **La Porte t.**, the treatment of chronic osteomyelitis by application over the infected areas of aluminum potassium nitrate in an oatmeal poultice. **Larat's t.**, treatment of diphtheric paralysis of the palate by faradism. **Lenhartz t.**, treatment of gastric ulcer by feeding with an abundant diet, chiefly of proteins, given on the principle that the excess of acid is thereby neutralized and the healing of the ulcer facilitated. With the diet is combined absolute rest in bed **Leube t.**, treatment of gastric ulcer by rest in bed, the daily use of lukewarm saline laxatives, the application of hot poultices and Preissnitz compresses to the abdomen, and a diet mainly of milk in increasing quantities, fortified later by the addition of cereals, and finally by meat. **light t.**, phototherapy. **Matas's t.**, treatment of neuralgia by the injection of alcohol under the nerve ganglions at the base of the skull. **medicinal t.**, that in which the treatment is mainly accomplished by the use of remedies **Meltzer t.**, treatment of tetanus by injection into the spinal canal of a solution of magnesium sulphate. **Menciére's t.**, filling of a wound with a fluid that will hold the microbes in check until the patient can be transported and operated on. The fluid consists of 10 gm. each of guaiacol, eucalyptol, and balsam of Peru, 10 gm of iodoform, 100 gm of alcohol and ether to make up 1 liter. **Mitchell t.** See *Weir-Mitchell t* **mixed t.**, treatment of syphilis with both potassium iodid and corrosive sublimate. **Möllgaard t.**, treatment of tuberculosis by sanocrysin in conjunction with a serum obtained from horses which have received injections of Dreyer's diaplyte tubercle bacilli **moral t.**, therapeutic treatment which makes appeal to the moral sense and arouses the will. **Murphy's t.** 1. Treatment of pulmonary tuberculosis by injecting nitrogen gas into the pleural cavity in order to cause collapse of the lung and consequent obliteration of cavities in it; artificial pneumothorax. 2. Treatment of peritonitis by placing the patient in the Fowler position to favor drainage from the pelvis and abdomen, and then making continuous irriga-

tion of the lower bowel with physiologic salt solution administered slowly. **Nageli's t.**, treatment of epistaxis by stretching the cervical sympathetic nerve, which stimulates vasoconstriction. **Nauheim t.** Same as *Schott's t.* **Neuber's t.**, treatment of tuberculosis of bones and joints by excising the carious tissue and filling the cavity with an emulsion of iodoform in glycerin. **Neuendorf t.**, treatment of rheumatoid arthritis by the mud-baths of Neuendorf, Germany. **Noesske's t.**, treatment of gangrene by incising the part and producing suction by means of a vacuum cup, so as to draw out the stagnant venous blood. **Nordrach t.**, a method of treating consumption by fresh air, rest, and an abundance of nourishing food. **oatmeal t.**, treatment of diabetes by restricting the protein of the diet and limiting the carbohydrates to oatmeal. **Ochsner t.**, treatment of appendicitis by securing peristaltic rest so that peritoneal adhesions may form. This is secured by abstention from food by the mouth and the use of gastric lavage and rectal irrigations, but no purgatives. **Oertel's t.**, treatment of heart disease, circulatory diseases, obesity, etc, by regulation of diet, diminution of fluid elements in the food, mountain-climbing and other systematic exercises, and by massage and Swedish movements. **Oppenheimer's t.**, a method of treating alcoholism and drug habit. **organ t.**, organotherapy. **palliative t.**, that which affords relief to pain and distress, but which does not attempt a cure. **Percy t.** See *Percy cautery*, under *cautery*. **Pilcz's t.**, the inoculation of paretic patients with the toxin of erysipelas for the purpose of inducing remission of the paresis. **Pincus weighting t.**, treatment of various gynecologic disorders by the use of an inclined plane, with moderate elevation of the pelvis and lower extremities and the use of various forms of compression. **Playfair's t.**, treatment by rest and feeding. **Plombières t.** See *Plombières douche*, under *douche*. **Politzer's t.**, treatment of disease of the middle ear by inflation performed by blowing air into the nostril while the patient goes through the movement of swallowing. The blowing is done by means of a rubber bag (Politzer's bag). **preventive t., prophylactic t.**, that in which the aim is to prevent the occurrence of the disease. **Quintin t.**, the subcutaneous injection of sea-water solution for the treatment of malnutrition, anemia, chronic indigestion, etc. **rational t.**, treatment which is based upon a knowledge of disease and the action of the remedies employed. **refrigerator t.**, treatment by having the patient spend several hours daily in a room at a temperature of 20° F. It acts as a stimulus to metabolic processes, and has been employed in tuberculosis and sleeping-sickness. **Ricord's t.**, treatment of syphilis by the administration of mercury for six months, followed by the administration of potassium iodid for three months. **Rogers's t.**, treatment of cholera by transfusion of saline solution and the oral administration of permanganates. **Rollier t.**, treatment of surgical tuberculosis by systematic exposure of the part to the rays of the sun. **salicyl t.**, treatment of rheumatism with salicylic acid or its derivatives. **Salisbury t.**, treatment of obesity by a diet of chopped beef-steak and hot water. **sand t.**, treatment with sand-baths. **Sceleth t.**, treatment of drug addiction by the use of saline cathartics and the following prescription: $\frac{1}{100}$ gr. scopolamin hydrobromid, $\frac{1}{12}$ gr. pilocarpin hydrobromid, $\frac{1}{4}$ gr. ethyl morphin hydrochlorid, 15 minims fluidextract of cascara sagrada, 35 minims alcohol, and enough water to make 1 fl.dr. **Schede's t.**, treatment of necrosis of bone by removing dead bone and granulation tissue, which permits the cavity to fill with blood. The resulting clot is kept moist by an aseptic dressing. **Schlösser's t.**, treatment of facial neuralgia by injections of 80 per cent. alcohol into the foramen, from which the nerve emerges. **Schöler's t.**, injection of tincture of iodin into the vitreous body for detachment of the retina. **Schott's t.**, treatment of heart disease by the use of warm saline baths of Nauheim and systematically conducted exercise. **Schroth's t.**, treatment of obesity by the exclusion of water in any form as far as possible. **sewage t.**, any artificial process to which sewage is subjected in order to remove or so alter some of its constituents as to render it less offensive or dangerous and more fit to discharge into a public water-course. **Sippy t.**, treatment of gastric ulcer by neutralizing the free acid of the gastric juice. This treatment is designed to prevent further erosive action of the acid. **solar t.**, heliotherapy. **Spahlinger t.**, treatment of pulmonary tuberculosis based on, first, a destruction of tuberculous toxins by injecting various bacteriolytic and antitoxic serums, and second, a therapeutic vaccination with a series of tuberculins. **Spangler's t.**, treatment of epilepsy by the injection of rattlesnake venom. **specific t.**, treatment that is particularly adapted to the special disease being treated. **Spengler's t.**, treatment with Spengler's serum. See under *serum*. **starvation t.** See *Allen t.* **Stoker's t.**, treatment of bronchiectasis by the continuous inhalation of oxygen. **string-method t.**, the treatment of an esophageal stricture by passing a string up through it from below, through a gastric fistula, and then, by pulling the string up and down, cutting through the stricture so that a bougie may easily be passed. Called also *Abbe's string-method*. **Stroganoff's** or **Stroganov's t.**, the treatment of puerperal eclampsia by means of morphin, chloral hydrate, and chloroform, according to a definite scheme, the aim being to arrest the convulsions before they can develop. **supporting t.**, that in which the treatment is mainly directed to sustaining the strength of the patient. **surgical t.**, that in which surgical means are those chiefly employed. **Swift-Ellis t.**, treatment of general paresis by the intradural injection of salvarsanized serum, that is, the blood-serum of the patient taken after the injection of salvarsan. (*autoserosalvarsan*). **symptomatic t.**, that in which the disease is left to its course and the symptoms treated as they arise. Called also *expectant t.* **Tallerman t.**, the localized application of superheated dry air in rheumatism, gout, sprains, neuritis, eczema, etc. **terrain t.**, treatment of weak heart, neurasthenia, corpulence, etc, by regular exercise, mountain-climbing, regulation of diet, etc. **thymus t.**, treatment of progressive muscular atrophy by the administration of extracts from the thymus gland. **thyroid t.**, treatment of disease by preparations of the thyroid gland of sheep or of man. **tonic t.** 1. Treatment with tonics. 2. Treatment of syphilis with small doses of mercury continued for a long period. **Towns-Lambert t.**, treatment of drug addiction by systematic purging, gradually reducing amount of the drug to which the patient is addicted, and the use of a mixture of 2 parts of 15 per cent. belladonna tincture and 1 part each of fluidextracts of hyoscyamus and xanthoxylum. **Tuffnell's t.**, treatment of aneurysm by absolute rest and starvation diet. **Valsalva's t.**, treatment of aneurysm by absolute rest, starvation diet, and bleeding. **Veit's t.**, treatment of puerperal eclampsia with large doses of morphin. **Vidal t.**, treatment of lupus vulgaris by scarification. **Wagner's t.**, subcutaneous injection into a patient with general paresis or other form of neurosyphilis of the blood of an untreated malaria patient. **Wagner-Jauregg t.**, treatment of dementia paralytica by the infection of the patient with malaria. **weighting t.** See *Pincus weighting t.* **Weir-Mitchell t.**, a method of treating neurasthenia, hysteria, etc., by absolute rest in bed, frequent and abundant feeding, and the systematic use of massage and electricity. **Weiss's t.**, treatment of gonorrhea by raising the temperature of the patient by means of Turkish baths. Called also

Weiss's fever therapy. **Welander's t.**, treatment of syphilis by the application of a jacket of flannel covered with gray ointment. **Widal t.**, treatment of circulatory disorders by excluding sodium chlorid as much as possible from the food. **Willems's t.**, treatment of acute arthritis by early evacuation of the effusion or suppuration followed by immediate active movements of the joint. **Woodbridge t.**, a method of treating typhoid fever with small doses of calomel, podophyllin, and intestinal antiseptics. **Yeo's t.**, treatment of obesity by giving large amounts of hot drinks and withholding carbohydrates. **Ziemssen's t.**, treatment of anemia by subcutaneous injections of defibrinated human blood.

tree, bronchial (tre). The bronchi and their ramifications, before they reach the lung substance. **toothache t.** See *Xanthoxylum americanum*

trefusia (tre-fu'zhe-ah). A red powder prepared from defibrinated blood, and used in chlorosis.

trehala (tre-ha'lah) A manna-like substance deposited by an insect (*Lar'inus macula'tus*) upon an Asiatic plant of the genus *Ech'inops*.

trehalose (tre-ha'lōs) A disaccharid, $C_{12}H_{22}O_{11}$, from manna, ergot, or from trehala. It is not digestible, but yields dextrose when hydrolyzed with acids.

Treitz's arch, fossa, hernia, muscle, etc. (trīts) [Wenzel *Treitz*, Austrian physician, 1819–1872]. See under *arch, fossa, hernia, muscle*, etc.

Trélat's sign (tra-laz') [Ulysse *Trélat*, French surgeon, 1828–1890]. See under *sign*.

Trematoda (trem-at-o'dan), pl. [Gr. τρηματώδης pierced]. A class of the Platyhelminths which includes the flukes. They are found in domestic animals, fish, and sometimes in man.

trematode (trem'at-ōd) Any parasitic animal organism or species of the class *Tremato'da*.

trembles (trem'blz). A disease of cattle and sheep in which the animal becomes weak and may suddenly stumble and fall. Persons who use milk or butter from an animal so affected are very susceptible to acidosis and coma. The condition seems to be caused by the cattle eating white snakeroot (*Eupatorium urticæfolium*). Called also *slows* and *milk-sickness*.

tremelloid, tremellose (trem'el-oid, trem'el-ōs). Like jelly.

tremogram (tre'mo-gram) [*tremor* + Gr. γράμμα mark]. The tracing or record made by a tremograph; a graphic tracing of a tremor.

tremograph (tre'mo-graf) [*tremor* + Gr. γράφειν to record]. An instrument for recording tremors.

tremophobia (tre-mo-fo'be-ah) [*tremor* + Gr. φόβος fear]. A morbid fear of trembling.

tremor (tre'mor) [L. from *tre'mere* to shake]. An involuntary trembling or quivering. **arsenic t.**, a tremor resulting from arsenic poisoning. **coarse t.**, a tremor in which the vibrations are slow **continuous t.**, a persistent tremor resembling that of paralysis agitans. **t. cor'dis**, palpitation of the heart. **epileptoid t.**, intermitting clonic spasm with tremor. **fibrillary t.**, a fine rhythmic trembling which is due to alternate contraction of the different fibrils of a muscle; fibrillation. **fine t.**, a tremor in which the vibrations are rapid. **forced t.**, a movement persisting after voluntary motion, due to the intermittent stimulation of the nerve-centers. **hysteric t.**, tremor seen in hysteria, and dependent upon uncertain nervous impulse. **intention t.**, tremor on attempting voluntary motion; a tremor of the limbs characteristic of disseminated sclerosis. **intermittent t.**, tremor seen in hemiplegia or when attempts at voluntary movement are made. **kinetic t.**, a tremor occurring in a limb during active movement. **t. mercuria'lis**, a kind of paralysis agitans due to mercurial poisoning. **metallic t.**, a tremor seen in various metallic poisonings. **t. opiophago'rum**, the tremor of opium users. **passive t.**, a tremor occurring only when the patient is at rest. **persistent t.**, a tremor occurring whether the patient is at rest or in motion. **t. potato'rum**, "trembling of drinkers"; delirium tremens. **purring t.**, a thrill, like the purring of a cat, felt by the hand placed over the heart, and due to mitral stenosis. **Rendu's t.**, a hysteric intention tremor. **static t.**, a tremor occurring on effort to hold one of the limbs in a definite position. **striocerebellar t.**, a combined form of organic tremor with both striatal and cerebellar components. **t. tendi'num**, "trembling of the tendons"; subsultus tendinum. **volitional t.**, a trembling of the entire body during voluntary effort; it is seen in multiple sclerosis.

tremulor (trem'u-lor). A machine for the administration of vibratory treatment.

tremulous (trem'u-lus) [L. *trem'ulus*]. Shaking, trembling, or quivering.

trench back. See *back*. **t. fever.** See *fever* **t. foot.** See *foot*. **t. hand.** See *hand*. **t. leg.** See *trench shin*, under *shin*. **t. lung.** See under *lung*. **t. nephritis.** See *nephritis*. **t. shin.** See under *shin*.

Trendelenburg cannula, operation, position, symptom, test (tren-del'en-berg) [Friedrich *Trendelenburg*, surgeon in Leipsic, 1844–1925]. See *cannula, operation, position, symptom*, and *tests*.

trepan (tre'pan) [Gr. τρύπανον auger]. 1. An obsolete form of the trephine, resembling a carpenter's bit and brace. 2. To trephine.

trepanation (trep-an-a'shun) [L. *trepana'tio*]. An operation with the trepan; trephination.

trepanner (tre-pan'er). One who performs a trepanation.

treparsol (tre'par-sol). The formin derivative of meta-amino-para-oxyphenyl-arsenic acid· used in amebiasis.

trephination (tref-in-a'shun). The operation of trephining.

trephine (tre-fīn') [L. *trephi'na*]. 1. A crown-saw for removing a circular disk or button of bone, chiefly from the skull 2. To operate upon with the trephine. **Horsley's t.**, a trephine that may be taken apart and cleaned.

trephinement (tre-fīn'ment). The act or process of trephining.

trephiner (tre-fi'ner). One who performs the operation of trephining.

trephocyte (tref'o-sīt) [Gr. τρέφειν to feed + κύτος cell]. See *Sertoli's cell*, under *cell*.

trephone (tref'ōn) [Gr. τρέφειν to feed]. A hypothetical substance manufactured by certain cells of the body and used by other cells in the building up of their protoplasm (Carrel).

trepidant (trep'id-ant) [L. *trep'idans* trembling]. Characterized by tremor.

trepidatio (trep-id-a'she-o) [L.]. Trepidation. **t. cor'dis**, palpitation of the heart.

trepidation (trep-id-a'shun) [L. *trepida'tio*]. 1. A trembling or oscillatory movement. 2. Nervous anxiety and fear.

trepol (tre'pol). Tartrobismuthate of potassium and sodium in oily suspension: used for the treatment of syphilis. Dose of the 10 per cent. suspension in oil, 16–32 min. (1–2 c c).

Treponema (trep-o-ne'mah) [Gr. τρέπειν to turn + νῆμα thread]. A genus of microörganisms of the order *Spirochætales*, consisting of exceedingly slender spiral rods, motile by means of flexuous bending of the body. **T. calligy'rum**, a species resembling *T. pallidum*, but thicker and found in smegma and in condylomata. **T. macroden'teum** and **T. microden teum** have been found in the mouth, especially under the gums and in the throat. **T. muco'sum**, a spirochete found in the pus from pyorrhea alveolaris. **T. pal'lidum**,

the causative organism of syphilis; called also *Spirochæta pallida*. **T. pertenue**, the causative organism of yaws; called also *Spirochæta pertenuis*.

treponemiasis (tre-po-ne-mi'as-is). Infection with treponema; syphilis.

treponemicidal (trep-o-nem-is-i'dal). Destroying treponema.

treponemosis (tre-po-nem-o'sis). Infection with treponema.

treposan (trep'o-san). A succinate of bismuth (containing 75 per cent. of metallic Bi) in a 10 per cent. oily suspension. Intramuscular dose in the treatment of syphilis 2 c.c., equivalent to 0.02 gm. of the drug.

treppe (trep'eh) [German "staircase"]. The phenomenon of gradual increase in the extent of muscular contraction following rapidly repeated stimulation (H. P. Bowditch, 1871).

Tresilian's sign (tre-sil'e-anz) [Frederick James *Tresilian*, contemporary English physician]. See *sign*.

tresis (tre'sis) [Gr. τρῆσις]. Perforation.

Treves's fold, operation (trēvs) [Sir Frederick *Treves*, English surgeon, 1853–1923]. See *fold* and *operation*

tri- [Gr. τρεῖς; L. *tres* three]. A prefix meaning *three* or *thrice*.

triacetate (tri-as'et-āt). An acetate which contains three molecules of the acetic-acid radical.

triacetin (tri-as'et-in). An oily liquid, glyceryl triacetate, $C_3H_5(C_2H_3O_2)_3$, from cod-liver oil, fats, etc.

triacid (tri-as'id). A base capable of neutralizing three equivalents of monobasic acid.

triacol (tri'ak-ol). A solution of sodium, potassium, and ethylmorphin-guaiacol: used in lung affections.

triad (tri'ad) [L. *tri'as*; Gr. τριάς group of three]. 1. Any trivalent element. 2 Trivalent. 3. A group of three objects or signs. **Basedow's t.**, Merseburg triad. **Bezold's t.**, retarded bone-conduction, lessened perception of deep tones, and negative Rinne's sign, indicating otosclerosis. **Dieulafoy's t.**, hypersensitiveness of the skin, reflex muscular contraction, and tenderness at McBurney's point in appendicitis. **Grancher's t.**, lessened vesicular quality of breathing, skodaic resonance, and increased vocal fremitus, a syndrome of commencing pulmonary tuberculosis. **t. of Herz**. See *phrenocardia*. **Hutchinson's t.**, a syndrome of diffuse interstitial keratitis, labyrinthine disease, and Hutchinson teeth seen in inherited syphilis. **t. of Luciani**, asthenia, atonia, and astasia, the three major symptoms of cerebellar disease. **Merseburg t.**, goiter, exophthalmos, and tachycardia, the three cardinal symptoms of Basedow's disease.

triakaidekaphobia (tri-ah-ki"dek-af-o'be-ah) [Gr. τρεῖς three + καί and + δέκα ten + φόβος fear]. Morbid or superstitious dread of the number thirteen.

trial-case (tri'al-kās). A box or frame with a duly arranged set of trial-lenses.

trial-frame (tri'al-frām). 1. A device used in testing for color-blindness. 2. A frame for holding trial-lenses.

trial-lenses (tri'al-len'zes). A set of lenses used in testing the vision.

triallylamin (tri"al-il-am'in). A volatile, oily, basic liquid amin, $N(C_3H_5)_3 = C_9H_{17}N$.

triamin (tri-am'in). A compound containing three amino ($-NH_2$) groups.

triamylose (tri-am'il-ōs). A polymerized anhydrid of glucose, $(C_6H_{10}O_5)_3$, thought to be a constituent of starch.

triangle (tri'ang-l) [L. *trian'gulum*, *tres* three + *an'gulus* angle]. 1. A three-cornered area or figure. 2 A triangular bandage. **Alsberg's t.**, a triangle formed by a line passing through the long axis of the femur, a second line passing through the long axis of the neck of the femur, and a third line on a plane passing through the base of the head of the femur. It forms an equilateral triangle with its apex upward. The angle at the apex is known as *Alsberg's angle*, or *angle of elevation*. **anterior t.**, that which is divided by the omohyoid below and the digastricus above into the inferior carotid, superior carotid, and submaxillary triangle. **Assézat's t.**, a triangle bounded by lines joining the alveolar and basal points and the nasion. **auricular t.**, a triangle bounded by lines drawn from the tip of the auricle and the two ends of its base of insertion. **t. of auscultation**, the area limited by the lower edge of the trapezius, the latissimus dorsi, and the vertebral border of the scapula. **axillary t.**, the region made up of the inner aspect of the arm, the axilla, and the pectoral region. **Bonwill t.**, a triangle bounded by lines from the center of the alveolar ridge of the lower jaw to the condyloid process on either side and from one condyloid process to the other. **brachial t.**, the triangle situated on the under surface of the arm, the axilla, and the outer surface of the chest. **Bryant's t.**, the ileofemoral triangle. **Calot's t.**, a triangle whose base is the cystic artery and whose apex is the angle formed by the junction of the cystic and hepatic ducts. **cardiohepatic t.**, the triangular space in the fifth intercostal space of the right side, separating the heart from the upper edge of the liver. **carotid t., inferior**, a triangle formed by the median line of the neck in front, the sternomastoid, and the anterior belly of the omohyoid muscle. Called also *t. of necessity*. **carotid t., superior**, one having the anterior belly of the omohyoid in front, the posterior belly of the digastricus above, and the sternomastoid behind. Called also *t. of election*. **cephalic t.**, a triangle on the anteroposterior plane of the skull, between the lines from the occiput to the forehead and to the chin, and the third from the chin to the forehead. **cervical t's.** See *triangles of the neck*. **crural t.**, the triangular area formed by the lower abdominal, the inguinal and the genital region, and the inner aspect of the thighs. **digastric t.**, the submaxillary triangle. **t. of the elbow**, one on the front of the elbow, having the supinator longus on the outside and the pronator teres inside, the base being toward the humerus. **t. of election**. See *carotid t., superior*. **extravesical t.**, Pawlik's triangle. **facial t.**, one whose angles are the basion and the alveolar and nasal points. **Farabeuf's t.**, a triangle of the upper part of the neck, its sides being formed by the internal jugular vein and the facial vein, and its base by the hypoglossal nerve. **femoral t.** See *inguinal t.* **frontal t.**, one bounded by the maximum frontal diameter and lines to the glabella. **Garland's t.**, a triangular area of relative resonance in the lower back close to the spine on the diseased side in pleurisy with effusion. **Gombault-Philippe t.**, a triangular space formed in the conus medullaris by the fibers which form Flechsig's oval field higher up. **Grocco's t.** See *Grocco's sign*, under *sign*. **Grynfelt's t.**, a space in which lumbar hernia may occur, bounded by the twelfth rib and the lower border of the serratus posticus inferior above, by the anterior border of the quadratus lumborum behind, and by the posterior border of the obliquus internus in front. **Henke's t.**, a triangle between the descending portion of the inguinal fold and the lateral portion of the inguinal fold and the lateral border of the rectus muscle. **Hesselbach's t.**, one having the deep epigastric artery on the outside, Poupart's ligament below, and the margin of the rectus muscle on the inside. **hypoglossohyoid t.**, the triangular space in the subhyoid region, bounded above by the hypoglossal nerve, in front by the posterior border of the myohyoid muscle, behind and below by the tendon of the digastric muscle. Called also *Pinaud's t.* and *Pirogoff's t.* **iliofemoral t.**, one formed

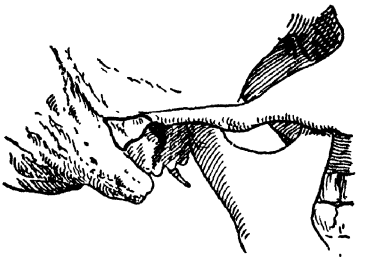

Macewen's suprameatal triangle.

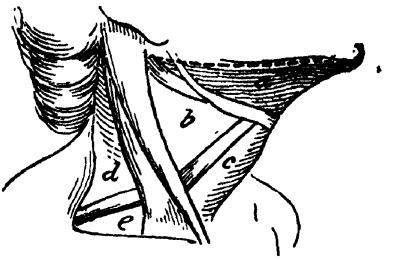

Triangles of the neck: *a*, Submaxillary triangle; *b*, superior carotid triangle; *c*, inferior carotid triangle, *d*, occipital triangle; *e*, supraclavicular triangle.

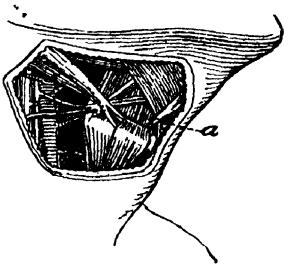

a, The lingual triangle.

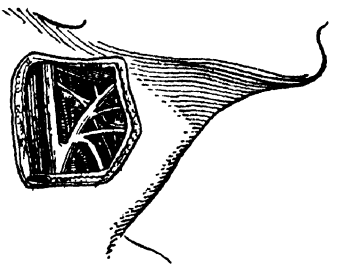

Farabeuf's triangle.



a, Triangle of Petit.

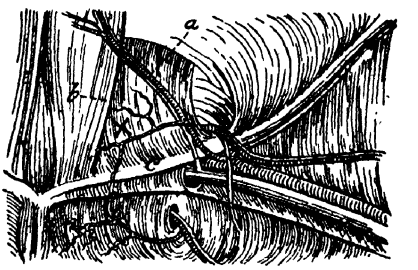

Hesselbach's triangle (×): *a*, Deep epigastric artery *b*, outer margin of rectus; *c*, Poupart's ligament.

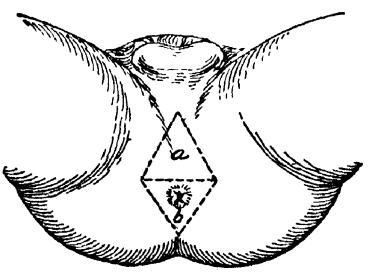

a, The urogenital triangle; *b*, the rectal triangle.

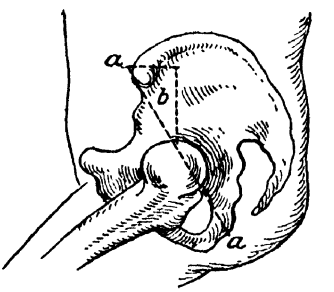

a, *a*, Nélaton's line; *b*, Bryant's triangle.

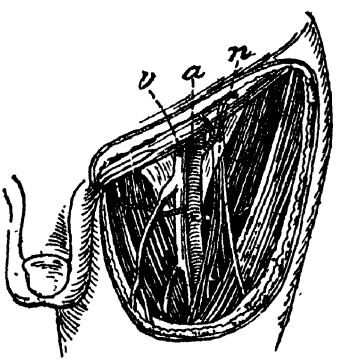

Scarpa's triangle: *v*, Vein; *a*, artery; *n*. nerve.

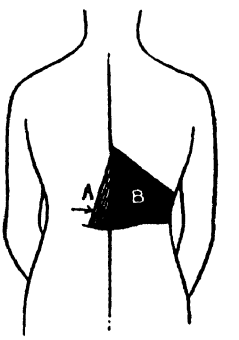

A, Grocco's triangle of dulness; *B*, dulness of pleura. effusion (Stevens).

VARIOUS TRIANGLES OF THE BODY (redrawn from Campbell).

by Nélaton's line, another through the superior iliac spine, and a third from this to the great trochanter. **infraclavicular t.**, one with the clavicle above, the upper border of the pectoralis major on the inside, and the anterior border of the deltoid on the outside **inguinal t.**, one which has the sartorius on the outside, the adductor longus within, and Poupart's ligament above. Called also *Scarpa's t.* and *femoral t.* **Korànyi-Grocco t.** Same as *Grocco's sign.* See *sign.* **Labbe's t.**, a triangular area included between a horizontal line along the lower border of the cartilage of the ninth rib, the line of the false ribs, and the line of the liver. It is the area where the stomach lies in contact with the wall of the abdomen. **Langenbeck's t.**, a triangle having its apex at the anterior superior spine of the ilium, its base formed by the anatomic neck of the femur, and its external side by the external face of the great trochanter. **Lesser's t.**, a triangle with the hypoglossal nerve above and the two bellies of the digastricus on the other two sides **Lesshaft's t.**, Grynfelt's triangle. **Lieutaud's t.**, the trigonum vesicæ. **lingual t.** See illustration, p. 1261. **lumbocostoabdominal t.**, a triangle between the obliquus externus muscle, the serratus posticus inferior, the erector spinæ, and the obliquus internus. **lymphoid t.**, Waldeyer's ring. See under *ring* **Macewen's t.**, the suprameatal triangle. **Malgaigne's t.**, the superior carotid triangle. **medullary t.**, the internal capsule; a tract which connects the crura cerebri and the cerebral cortex. **t. of necessity.** See *carotid t., inferior.* **t's of the neck, anterior,** the two carotid and the submaxillary triangles together. **t's of the neck, posterior,** the occipital and subclavian triangles together. **occipital t.,** one with the sternomastoid muscle in front, the trapezius behind, and the omohyoid below. **occipital t., inferior,** one which has the bimastoid line as its base and the inion as its apex. **palatal p.**, a triangle limited by the greatest transverse diameter and lines from the ends of this diameter to the alveolar point. **paravertebral t.** Same as *Grocco's t.* See *Grocco's sign,* under *sign.* **Pawlik's t.**, a triangle within the vagina corresponding exactly with the vesical trigone, and bounded laterally by Pawlik's folds. **Petit's t.**, one with the crest of the ilium below and the obliquus externus and the latissimus dorsi on either side. **Pinaud's t., Pirogoff's t.** See *hypoglossohyoid t.* **pubo-urethral t.**, a triangle in the perineum bounded externally by the ischiocavernosus muscle, internally by the bulbocavernosus muscle, and posteriorly by the transversus perinei. **Rauchfuss's t.** Same as *Grocco's sign.* See under *sign.* **rectal t.** See illustration, p. 1261. **Reil's t.** See *trigonum lemnisci.* **sacral t.,** the shallow depression overlying the sacrum. **Scarpa's t.,** the inguinal triangle. **sternocostal t.**, an area in the diaphragm between the costal and sternal parts where the muscle is lacking **subclavian t.**, one having the posterior belly of the omohyoid above, the clavicle below, and the sternomastoid at the base. **subinguinal t.**, inguinal triangle. **submandibular t.**, submaxillary triangle. **submaxillary t.**, one with the lower jawbone above, the posterior belly of the digastricus and the stylohyoid below, and the median line of the neck in front. **submental t.**, a triangle bounded on either side by the anterior belly of the digastric muscle and below by the hyoid bone. **suboccipital t.**, one which lies between the rectus capitis posterior major and the obliquus superior and obliquus inferior triangle. **suprameatal t.**, a triangular space between the lower posterior edge of the root of the zygoma and the superior posterior edge of the opening of the external auditory meatus. Called also *Macewen's t.* **surgical t.**, any triangular area or region in which certain nerves, vessels, or organs are located. Such areas are established for reference in surgical operations. **umbilicomammillary t.**, a triangle having its base formed by the line joining the nipples and its apex at the umbilicus. **urogenital t.** See illustration, p. 1261. **vaginal t.,** Pawlik's triangle. **vesical t.** Same as *trigonum vesicæ.* **von Weber's t.**, the triangle on the sole of the foot formed by lines connecting the heads of the first metatarsal, the head of the fifth metatarsal, and the center of the under surface of the heel. **Wernicke's t.**, the posterior segment of the internal capsule; it is formed by Gratiolet's radiating fibers and by fibers from the pulvinar and external geniculatum.

triangular (tri-ang'u-lar) [L. *triangula'ris*]. Having three angles or corners.

triangularis (tri-ang-u-la'ris) [L.]. See *muscles, table of.*

Triatoma (tri-at-o'mah). See *Lamus.*

triatomic (tri-at-om'ik). Containing three atoms, or three replaceable hydrogen atoms.

tribade (trib-ād) A woman with a large clitoris who practices tribadism.

tribadism (trib'ad-izm) [Gr. τρίβειν to rub]. Mutual friction of the genitals between women.

tribady (trib'ad-e). Tribadism.

tribasic (tri-ba'sik) [L. *tres* three + *ba'sis* base]. Having three replaceable hydrogen atoms.

triboluminescence (tri''bo-lu-min-es'ens) [Gr. τρίβειν to rub + *luminescence*]. Luminescence caused by rubbing.

tribrachius (tri-bra'ke-us) [Gr. τρι three + βραχίων arm]. A monster-fetus with three arms.

tribromaloin (tri-brōm-al'o-in). A yellow, crystalline compound, $C_{17}H_{15}Br_3O_7$, of bromin and barbaloin.

tribrombetanaphthol (tri-brōm-be-tah-naf'thol). A grayish powder, $C_{10}H_4Br_3OH$ used for disinfecting the hands

tribromcannabinol (tri''brōm-kan-ab'in-ol). A bromin and cannabinol derivative, a brownish powder: hypnotic.

tribromhydrin (tri-brōm-hi'drin). A yellowish antiseptic and sedative fluid, $CH_2Br\ CHBr.CH_2Br$; allyl tribromid. It is used in whooping cough, hysteria, and asthma. Dose, 3–5 min. (0.2–0.3 c.c.).

tribromid (tri-bro'mid) [Gr. τρεῖς three + *bromid*]. A bromin compound containing three atoms of bromin to one of the base.

tribrommethane (tri-brōm-meth'ān). Same as *bromoform*

tribromnaphthol (tri-brom-naf'tol) A bromin derivative of β-naphthol, $C_{10}H_4Br_3OH$· used as a germicide in wound treatment

tribromphenol (tri-brōm-fe'nol). Same as *bromol.*

t.-bismuth, xeroform.

tribromphenyl salicylate (tri-brōm-fen'il). Same as *tribromsalol*

tribromresorcin (tri''brōm-re-sor'sin). A substance, $C_6HBr_3(OH)_2$, precipitated from bromin-water by resorcin in solution

tribromsalol (tri-brom-sal'ol) Cordol; a salol derivative, $OH.C_6H_4\ COO\ C_6H_2Br_3$, or salol in which the hydrogen is replaced by three atoms of bromin. It is used like salol.

tributyrin (tri-bu'tir-in). A colorless fat, $C_3H_5(OCOCH_2CH_2CH_3)_3$, contained in cows' butter.

tricalcic (tri-kal'sik). Containing three atoms of calcium.

tricarbin (tri-kar'bin). A proprietary preparation of glycerin-carbonic ester, $C_9H_{10}O_9$: used as a diluent.

tricellular (tri-sel'u-lar). Three-celled.

tricephalus (tri-sef'al-us) [Gr. τρεῖς three + κεφαλή head]. A monster having three heads.

triceps (tri'seps) [L. *tres* three + *ca'put* head]. Having three heads. See *muscles, table of.* **t.**

su'ræ, the gastrocnemius and soleus muscles considered together.

triceptor (tri-sep'tor). An intermediary having three combining groups.

Tricercomonas (tri-ser-kom'o-nas). A parasite of man, probably the same as *Enteromonas.*

trichangiectasis (trik"an-je-ek'tas-is) [Gr. θρίξ hair + ἀγγεῖον vessel + ἔκτασις dilatation]. Dilatation of the capillary vessels.

trichatrophia (trik-at-ro'fe-ah) [Gr. θρίξ hair + ἀτροφία atrophy]. An atrophied condition of the hair-bulbs, leading to brittleness of the hair.

trichauxe, trichauxis (trik-awks'e, trik-awks'is) [Gr. θρίξ hair + αὔξη growth]. Hypertrichosis; excessive growth of the hair, in respect both to quantity and length.

trichesthesia (trik-es-the'ze-ah). Same as *trichoesthesia.*

trichiasis (trik-i'as-is) [Gr. τριχίασις]. 1. A condition of ingrowing hairs about an orifice, or of ingrowing eyelashes. 2. The appearance of hair-like filaments in the urine. **t. of the anus,** a condition in which the hairs of the anus curve inward, causing irritation of the mucous membrane.

Trichina (trik-i'nah) [Gr. τρίχινος of hair]. A genus of nematode parasites of the family Trichinellidæ. **T. spira'lis,** one of the smallest of the parasitic nematodes, being only about 1.5 mm. in length. It is found coiled in a cyst in the muscles of the rat, pig, and man. When such meat is eaten the cyst dissolves, the parasite matures, deposits its larvæ in the deep mucosa, whence they get into the lymphatics, are carried to all parts of the body, and again encyst.

Trichinel'la spira'lis. Same as *Trichina spiralis.*

trichinelliasis (trik-e-nel-i'a-sis). Trichinosis.

Trichinellidæ (trik-in-el'id-e). A family of the Nematoda which contains two genera, *Trichiuris* and *Trichinella.*

trichinellosis (trik-e-nel-o'sis). Trichinosis.

trichiniasis (trik-in-i'as-is). Same as *trichinosis.*

trichiniferous (trik-in-if'er-us) [*trichina* + L. *fer're* to bear] Containing trichinæ.

trichinization (trik"in-iz-a'shun). Infestation with *Trichi'na spira'lis.*

trichinophobia (trik"in-o-fo'be-ah) [*trichina* + Gr. φόβος fear] Morbid dread of trichinosis.

trichinoscope (trik-i'no-skōp) [*trichina* + Gr. σκοπεῖν to view]. An instrument for ascertaining the presence of trichina.

trichinosis (trik-in-o'sis) [L. *trichi'na*]. A diseased condition due to infestation with trichinæ. It is produced by eating undercooked pork containing *Trichi'na* (*Trichinella*) *spira'lis.* It is attended in the early stages by diarrhea, nausea, colic, and fever, and later by stiffness, pain, swelling of the muscles, fever, sweating, and insomnia.

trichinous (trik'in-us) Affected with or containing trichinæ.

trichite (tri'kīt) [Gr θρίξ hair] 1. A. Meyer's name for one of the radially arranged needle-shaped crystals composing a starch grain. 2 One of the needle-shaped plastids placed radially around the periphery of a protozoon.

trichitis (trik-i'tis) [Gr. θρίξ hair + -ιτις inflammation]. Inflammation of the hair-bulbs.

trichloracetic acid (tri-klor-as-e'tik). See *acid.*

trichloraldehyd (tri-klor-al'de-hīd). See *chloral.*

trichlorbutylalcohol (tri-klor-bu-til-al'ko-hol) Chloretone.

trichlorbutylaldehyd (tri-klor-bu-til-al'de-hid). Butylchloral.

trichlorethane (tri-klor-eth'ān). Methylchloroform, a volatile liquid, CH_3CCl_3, formed by chlorinating ethyl chlorid. It is used as an anesthetic.

trichlorhydrin (tri-klor-hi'drin). Allyl trichlorid, $C_3H_5Cl_3$: an anesthetic and hypnotic body.

trichlorid (tri-klo'rid). Any combination of three atoms of chlorin with one of another element.

trichlormethane (tri-klor-meth'ān). Chloroform.

trichloromethylchloroformate (tri-klo"ro-meth"il-klo-ro-for'māt). $ClCO_2.CCl_3$. A lethal war gas. Called also *diphosgene* and *superpalite.*

trichloronitromethane (tri-klo"ro-ni-tro-meth'ān). See *chloropicrin.*

trichloropropane (tri"klo-ro-pro'pān). Same as *trichlorhydrin.*

trichlorotrivinyl arsine (tri-klo"ro-tri-vi'nil). $(CHCl.CH)_3As$. A war gas that causes sneezing.

trichlorphenol (tri-klor-fe'nol). A phenol derivative, $(C_6H_2Cl_3)OH$, derived from carbolic acid. It is antiseptic and disinfectant: used in powder like iodoform, or in a 5 per cent. aqueous solution. Called also *omal.*

tricho- [Gr. θρίξ hair]. A prefix denoting relation to, or likeness to, the hair.

tricho-æsthesia (trik-o-es-the'ze-ah). See *trichoesthesia.*

trichobacteria (trik"o-bak-te're-ah) [Gr. θρίξ hair + βακτήριον rod]. 1. A group of bacteria including those forms which possess flagella. 2. The filamentous or thread-like bacteria.

trichobezoar (trik-o-be'zo-ar) [Gr. θρίξ hair + *bezoar*]. A hair-ball; a concretion within the stomach or intestines formed of hairs.

trichocardia (trik-o-kar'de-ah) [Gr. θρίξ hair + καρδία heart]. Hairy heart; a hairy appearance upon the heart, due to exudative pericarditis.

trichocephaliasis (trik"o-sef-al-i'as-is) [Gr. θρίξ hair + κεφαλή head]. Infestation with some species of *Trichoceph'alus.*

Trichocephalus (trik-o-sef'al-us) [Gr. θρίξ hair + κεφαλή head]. A genus of intestinal nematode parasites of the family Trichinellidæ. **T. dis'par, T. trichiu'ra,** the species that principally infests the human subject. It is about 2 inches in length, the front portion of its body, the esophageal zone, being hair-like in slimness It inhabits the large intestine, and may cause diarrhea, vomiting, and nervous disorders, though it usually produces no symptoms. It is also known as *Trichu'ris trichiu'ra, thread-worm,* or *whip-worm.*



Trichocephalus trichiura: A, Females; B, males. The posterior portion of the male is usually coiled as is shown in B. Photographs of mounted specimens. Natural size. (Todd.)

trichoclasis (trik-ok'las-is) [Gr. θρίξ hair + κλάσις fracture]. Brittleness of the hair.

trichocryptosis (trik"o-krip-to'sis) [Gr. θρίξ hair + κρυπτός concealed]. Disease of the hair-follicles.

trichocyst (trik'o-sist) [Gr. θρίξ hair + κύστις bladder]. A cell-structure derived from the cytoplasm.

trichodangeitis (trik"o-dan-je-i'tis) [Gr. τριχώδης hair-like + ἀγγεῖον vessel + -ιτις inflammation]. Inflammation of the capillaries.

trichodarteriitis (trik"o-dar-ter-e-i'tis) [Gr. τριχώδης hair-like + ἀρτηρία artery + -ιτις inflammation]. Inflammation of the arterioles.

Trichodectes (trik-o-dek'tēz). A genus of parasitic insects. **T. can'is** is found in dogs and cats. **T. cli'max,** a biting louse of goats. **T. e'qui,** one of the biting lice found on horses. **T. herm'si,** a biting louse of goats. **T. la'tus,** the dog louse, found on dogs, especially puppies. **T. pilo'sus,** the horse louse. **T. sphæroceph'alus,** the red-headed sheep louse, found in the wool of sheep in Europe and America.

trichodophlebitis (trik"o-do-fle-bi'tis) [Gr. τριχώδης hair-like + φλέψ vein + -ιτις inflammation]. Inflammation of the venules.

tricho-epithelioma (trik"o-ep-ith-e-le-o'mah) [Gr. θρίξ hair + *epithelioma*]. A skin-tumor whose cell-growth starts in the follicles of the lanugo. **t. papillo'sum mul'tiplex**, an eruption of nodules and papules arising in the hair-follicles.

tricho-esthesia (trik"o-es-the'ze-ah) [Gr. θρίξ hair + αἴσθησις sensation]. The sense which one perceives when one of the hairs of the skin has been touched; hair sensibility

tricho-esthesiometer (trik"o-es-the-ze-om'et-er) [Gr. θρίξ hair + αἴσθησις sensation + μέτρον measure]. An electric apparatus for measuring the hair sensibility, or the sensitiveness of the scalp by means of the hairs.

trichofibro-acanthoma (trik"o-fi"bro-ak-an-tho'mah). A tumor of the epithelium of the lanugo follicles and of the prickle-cell layer of the skin.

trichofibro-epithelioma (trik"o-fi"bro-ep-e-the-le-o'mah). A fibroma of the epithelium of the lanugo follicles

trichogen (trik'o-jen). An agent which stimulates the growth of hair.

trichogenous (trik-oj'en-us) [Gr. θρίξ hair + γεννᾶν to produce]. Promoting the growth of the hair.

trichoglossia (trik-o-glos'e-ah) [Gr. θρίξ hair + γλῶσσα tongue]. A hairy state of the tongue due to a thickening of the papillæ.

trichohyalin (trik-o-hi'al-in) [Gr. θρίξ hair + *hyalin*]. The hyalin of the hair.

trichoid (trik'oid) [Gr θρίξ hair + εἶδος form]. Like or resembling a hair, or the hair.

trichokryptomania (trik"o-krĭp-to-ma'ne-ah) [Gr θρίξ hair + κρύπτος crooked + μανία madness]. Same as *trichorrhexomania*

tricholabis, tricholabion (trik-o'lab-is, trik-o-la'be-on) [Gr.]. Tweezers for pulling out hairs.

tricholith (trik'o-lith) [Gr. θρίξ hair + λίθος stone]. A hairy concretion.

trichologia (trik-o-lo'je-ah) [Gr θρίξ hair + λέγειν to pull]. The pulling out of the hair by delirious or insane patients.

trichology (trik-ol'o-je) [Gr. θρίξ hair + λόγος treatise]. The sum of what is known regarding the hair.

trichoma (trik-o'mah) [Gr. τρίχωμα hairiness]. 1. Same as *entropion*. 2 Same as *plica polonica*.

trichomania (trik-o-ma'ne-ah). See *trichotillomania*.

Trichomas'tix cunic'uli. A parasitic organism resembling a Trichomonad; found in rabbits.

trichomatose (trik-o'mat-ōs). Pertaining to or affected with trichomatosis.

trichomatosis (trik"o-mat-o'sis). Plica polonica or other disease of the hair produced by fungi.

trichomatous (trik-om'at-us). Affected with, of the nature of, or pertaining to, trichoma.

Trichomonas (trik-om'o-nas) [Gr. θρίξ hair + μονάς unit]. A genus of parasitic flagellate protozoa occurring in the form of pear-shaped cells having three flagella in front, an undulating membrane, and a trailing flagellum. They cause a rather serious disease in turkeys and may cause diarrhea in man. **T. augus'ta** (*Tritrichomonas augusta*) is found in the intestine of the frog. **T. bucca'lis**, a form found in the mouth and especially about the tartar of the teeth **T. columba'rum**, found in birds affected with diphtheria. **T. homi'nis**, a common parasite in the intestine of man, frequently found in diarrheal stools **T. intestina'lis**. Same as *T hominis* **T. mu'ris**, a species found in the cecum of the rat. **T. pulmona'lis**, a form, probably the same as *T. vagina'lis*, occurring in the lungs of fetid bronchitis and gangrene of the lungs. **T. vagina'lis**, a species found in the vagina in about 10 per cent. of the cases examined and especially those with an acid secretion. It has also been found in the bladder and urethra of man.

trichomoniasis (tri-ko-mo-ni'as-is). Infestation with Trichomonas.

Trichomycetes (tri-ko-mi-se'tēs) [Gr. θρίξ hair + μύκης fungus]. A group of filamentous organisms intermediate between the bacteria and the higher fungi. The group includes actinomyces, leptothrix, cladothrix, and nocardia.

trichomycetosis (tri"ko-mi-se-to'sis). Trichomycosis

trichomycosis (trik"o-mi-ko'sis) [Gr. θρίξ hair + μύκης fungus]. Any disease of the hair due to a vegetable parasite. **t. axilla'ris**, trichonocardiasis **t. favo'sa**, favus. **t. nodo'sa, t. nodula'ris**, a disease in which hard, fungous nodules are formed in the shaft of the hair. Called also *piedra* **t. palmelli'na**, a disease of the hair in the armpits, on the pubes and the inner side of the thigh, marked by the formation of a jelly-like, yellowish mass on the hair **t. pustulo'sa**, a parasitic hair disease of pustular nature.

trichon (trik'on). An autolyzed preparation of the trichophyton

trichonocardiasis, trichonocardiosis (tri"ko-no-kar-di'as-is, -kar-de-o'sis) A disease of the pubic and axillary hair occurring in tropical regions and caused by a mold, *Nocardia tenuis*. It is marked by the formation on the hair-shaft of nodose ensheathing masses having a red, yellow, or black color.

trichonosis, trichonosus (trik-o-no'sis, trik-on'o-sus) [Gr. θρίξ hair + νόσος disease]. Any disease of the hair. **t. furfura'cea,** tinea tonsurans. **t. versic'olor**, ringed hair.

trichopathic (trik-o-path'ik). Pertaining to disease of the hair.

trichopathophobia (tri"ko-path-o-fo'be-ah) [Gr. θρίξ hair + πάθος disease + φόβος fear] Morbid anxiety with regard to the hair, its growth, disease, etc.

trichopathy (trik-op'ath-e) [Gr. θρίξ hair + πάθος disease]. Disease of the hair.

trichophagy (trik-of'aj-e) [Gr. θρίξ hair + φαγεῖν to eat]. Hair-eating; the practice or habit of eating hair

trichophobia (trik-o-fo'be-ah) [Gr. θρίξ hair + φόβος fear]. Morbid dread of hair.

trichophytic (tri-ko-fit'ik). 1. Pertaining to trichophytosis. 2. Promoting growth of the hair.

trichophytin (tri-kof'it-in). A filtrate from cultures of the trichophyton microorganism used in the trichophyton test. See under *tests*.

trichophytobezoar (tri"ko-fi"to-be'zor) [Gr θρίξ hair + φύτον plant + *bezoar*] A bezoar composed of animal hair and vegetable fibers

Trichophyton (trik-of'it-on) [Gr. θρίξ hair + φυτόν plant] A genus of fungoid organisms consisting of flat, branched filaments and chains of spores. **T. acumina'tum,** a fragile endothrix commonly found in onychomycosis **T. asteroi'des,** a species which produces pustular lesions and kerion formations **T. cerebrifor'me,** a form of resistant endothrix found in cases of tinea sycosis. **T. craterifor'me,** a resistant endothrix commonly found in cases of tinea tonsurans. **T. cru'ris,** a species found in ringworm of the groin and in eczemas of the hands and feet. **T. fla'-**



Trichophyton (Rivas).

vum, an endothritic form of fungus. **T. megalos'poron,** the large spored variety of trichophyton fungus. **T. metagraphy'te,** an endoectothrix found in the horse, cow, dog, and sometimes in man. It causes a form of tinea sycosis. **T. micros'poron,** the small-spored variety of trichophyton fungus. **T. ochra'ceum,** an ectothrix often found in erythematous scaly circles. **T. orienta'lis,** a species found in man in Japan. **T. probolu'rus,** this species has been found in sheep and in man. **T. rosa'ceum,** an ectothrix often found in incompletely circled lesions. **T. sabourau'di,** an endothrix which causes a form of tinea tonsurans. **T. sub'tilis.** See *T. instabilis.* **T. ton'surans,** the form causing tinea tonsurans. **T. viola'ceum,** a resistant endothrix found in tinea tonsurans and in onchiomycosis. **T. vitri'nus,** a species found in sheep and in man. Some of the specific names based on the cultural characteristics of the organisms are: *T. craterifor'me, T. cerebrifor'me,* and *T. viola'ceum* are all resistant endothrices and the chief causal agents in tinea tonsurans; *T. acumina'tum* is a fragile endothrix; this and *T. viola'ceum* are the chief causal agents in onchiomycosis; *T. ochra'ceum* and *T. rosa'ceum* are endothrices.

trichophytosis (trik"o-fi-to'sis). The disease produced by trichophyton fungus. See *tinea trichophytina.* **t. cap'itis,** tinea tonsurans. **t. cor'poris,** tinea circinata. **t. cru'ris,** tinea cruris.

trichopoliosis (trik"o-pol-e-o'sis) [Gr. *θρίξ* hair + *πολίωσις* grayness]. Grayness of the hair.

trichoptilosis (trik"o-til-o'sis) [Gr. *θρίξ* hair + *πτίλον* feather]. 1. Trichorrhexis nodosa. 2. The condition in which the hairs are covered with feather-like projections.

trichorrhea, trichorrhœa (trik-or-e'ah) [Gr. *θρίξ* hair + *ῥοία* flow]. Rapid loss of the hair.

trichorrhexis (trik-or-eks'is) [Gr. *θρίξ* hair + *ῥῆξις* fracture]. A condition in which the hair breaks off. **t. nodo'sa,** a disease of the hair characterized by the formation of swellings along the shaft of a hair, at which points it is liable to break. The disease is seen most frequently in the beard.

trichorrhexomania (trik"o-rek-so-ma'ne-ah) [Gr. *θρίξ* hair + *ῥηχις* breaking + *μανία* madness]. The breaking off of the hair by pinching it with the finger-nail

trichoschisis (trik-os'kis-is) [Gr *θρίξ* hair + *σχίσις* splitting]. Splitting of the hairs.

trichoscopy (trik-os'ko-pe) [Gr. *θρίξ* hair + *σκοπεῖν* to view]. Examination of the hair.

trichosis (trik-o'sis) [Gr. *τρίχωσις*]. Any disease or abnormal growth of the hair. **t. carun'culæ,** abnormal development of the hair on the lacrimal caruncle.

Trichosoma contortum (trik-o-so'mah con-tor'tum) [Gr *θρίξ* hair + *σῶμα* body]. A round-worm parasitic in domestic fowls.

Trichosporon (tri-kos'po-ron). A genus of fungus which produce trichomycosis nodosa. *T. gigan'teum,* a species which causes piedra in Columbia *T. beige'li* has been found in Europe

trichosporosis (tri-ko-spo-ro'sis). Infestation with *Trichosporon* See *trichomycosis* and *piedra* **t. in'dica,** piedra occurring in India. **t. trop'ica,** piedra.

trichostach'is spino'sa. Same as *ichthyosis thysanotrichica.*

Trichostrongylus (tri-ko-stron'jil-us) A genus comprising some of the species formerly included in the genus *Strongylus* A genus of nematode worms of the family Strongylidæ *T. insta'bilis,* a species frequently present in sheep and goats and occasionally found in man *T orienta'lis,* a species found in Japan. *T. vitri'nus,* a species found in sheep and occasionally in man

trichosyphilis, trichosyphilosis (trik-o-sif'il-is, trik"o-sif-il-o'sis) [Gr. *θρίξ* hair + *syphilis*]. Any hair disease of syphilitic origin or nature.

Trichothecium (trik-o-the'se-um) [Gr. *θρίξ* hair + *θήκη* case]. A genus of mold fungi. **T. ro'seum** occurs in the human ear.

trichotillomania (trik"o-til-o-ma'ne-ah) [Gr. *θρίξ* hair + *τίλλειν* to pull + *μανία* madness]. The insane impulse to pull out one's own hair.

trichotomous (tri-kot'o-mus) [Gr. *τρίχα* threefold + *τόμη* cut]. Divided into three parts.

trichotoxin (tri-ko-toks'in). An antibody which has a toxic action on epithelial cells.

trichotrophy (trik-ot'ro-fe) [Gr. *θρίξ* hair + *τροφή* nutrition] Nutrition of the hair.

trichroic (tri-kro'ik) [Gr. *τρεῖς* three + *χρόα* color]. Exhibiting three different colors in three different aspects.

trichroism, trichromatism (tri'kro-izm, tri-kro'mat-izm) [Gr *τρεῖς* three + *χρόα* or *χρῶμα* color]. The exhibition of three different colors in three different aspects.

trichromatic (tri-kro-mat'ik). Trichromic.

trichromic (tri-kro'mik) [Gr. *τρεῖς* three + *χρῶμα* color] Able to perceive the three primary colors.

trichuriasis (trik-u-ri'as-is). Same as *trichocephaliasis.*

Trichu'ris trichiu'ra. Same as *Trichocephalus dispar.*

tricipital (tri-sip'it-al) [L. *tricip'itis* of the triceps]. 1. Pertaining to the triceps. 2. Having three heads.

tricorn (tri'korn) [L. *tres* three + *cor'nu* horn]. A lateral ventricle of the brain.

tricornute (tri-kor'nūt) [L. *tres* three + *cornu'tus* horned]. Having three horns, cornua, or processes.

tricresol, trikresol (tri-kre'sol). A clear, colorless, and strongly antiseptic and germicidal compound of the three cresols, $CH_3.C_6H_4OH$ It is soluble in water, and is far more active than carbolic acid. Dose, ½–1½ gr. (0.033–0.099 gm.).

tricresolamin, trikresolamin (tri"kre-sol-am'in). A disinfectant and antiseptic preparation of tricresol, 10 parts, and ethylendiamin, 10 parts, dissolved in 500 parts of water.

tricresyl sulfonate (tri-kres'il sul'fon-āt). A substance used in preparing creosochin.

tricrotic (tri-krot'ik) [Gr. *τρεῖς* three + *κρότος* beat] Having three sphygmographic waves or elevations to one beat of the pulse.

tricrotism (tri'krot-izm). The quality of being tricrotic.

tricuspid (tri-kus'pid) [L *tricus'pis*] Having three points or cusps. **t. valve.** See under *valve.*

Trid. Abbreviation for L. *trid'uum,* three days.

trident, tridentate (tri'dent, tri-den'tāt). Three pronged

tridermic (tri-der'mik) [Gr. *τρεῖς* three + *δέρμα* skin] Derived from the ectoderm, endoderm, and mesoderm

tridermogenesis (tri-der-mo-jen'es-is) [Gr. *τρεῖς* three + *δέρμα* skin + *γεν-* to form]. The stage in embryonic development marked by the formation of the three germ layers.

tridermoma (tri-der-mo'mah) [Gr. *τρεῖς* three + *δέομα* skin + *ωμα* tumor]. A teratoma containing all three germ layers

trielcon (tri-el'kon) [Gr. *τρεῖς* three + *ἕλκειν* to draw]. A three-branched hook for drawing bullets from wounds

tri-elixiria (tri"el-iks-ir'e-ah). A proprietary preparation containing hops, valerian, etc.

triencephalus (tri-en-sef'al-us) [Gr. *τρεῖς* three + *ἐγκέφαλος* brain]. A monster-fetus having no organs of sight, hearing, or smell.

triethylamin (tri"eth-il-am'in). A somewhat poisonous, oily liquid ptomain, $N(C_2H_5)_3$, with an ammoniacal smell, derived from decaying fish.

trifacial (tri-fa'shal) [L. *trifacia'lis*]. The fifth cranial nerve; a nerve of the face. See *nerves, table of.*

triferrin (tri-fer'en). Iron paranucleinate. **overadin t.**, a combination of overadin with triferrin; it is used in diseases of the female reproductive organs.

trifid (tri'fid) [L. *trif'idus*, from *ter* thrice + *fin'dere* to split]. Three-cleft.

trifoliosis (tri-fo-le-o'sis). A disease of horses marked by irritation of the skin and of the mucous membrane of the mouth and by general disturbance. The disease is attributed to the eating of hybrid clover.

Trifolium (tri-fo'le-um) [L. *tres* three + *fo'lium* leaf]. A genus of leguminous plants; the clovers. **T. arven'se**, a species of clover of the north temperate zone used homeopathically. **T. praten'se**, the common red clover, is said to be antisyphilitic and useful in the treatment of cancer.

triformol (tri-for'mol). Same as *paraform.*

trigastric (tri-gas'trik) [Gr. *τρεῖς* three + *γαστήρ* belly]. Having three bellies said of a muscle.

trigemin (tri-jem'in). Dimethylaminoantipyrin butyl chloral hydrate, $C_{17}H_{24}N_2O_3Cl_3$. A derivative of pyramidon and butylchloral hydrate used as an analgesic and sedative in trigeminal neuralgia, headache, migraine, etc. Dose, 5–20 gr. (0.333–1.333 gm.).

trigeminal (tri-jem'in-al) [L. *tres* three + *gem'inus* twin]. 1 Triple. 2 Pertaining to the trigeminus.

trigeminus (tri-jem'in-us) [L "triple"]. The trifacial or fifth nerve. See *nerves, table of.*

trigestia (tri-jes'te-ah). A proprietary combination of pepsin, bismuth, and nux vomica: tonic and digestant.

trigger area (trig'er). An area stimulation or irritation of which may cause physiologic or pathologic changes in another area **t. finger**, a condition in which, in performing flexion or extension, there is a momentary spasmodic arrest of movement, followed by a snapping of the finger into place. **t. material**, a supposed material the decomposition of which produces the splitting up of the protoplasm that is concerned in the performance of a function. **t. point.** Same as *t. area.*

trigocephalus (tri-go-sef'al-us). See *trigonocephalus.*

trigon, trigone (tri'gŏn, Fr tre-gawn') [L. *trigo'num*]. A triangular patch or area. **t. of the bladder.** See *trigonum vesicæ.* **cerebral t.**, the fornix. **habenular t.** See *habenula.* **Henke's t.**, a triangular space above and external to the spine of the pubis, included between the outer edge of the rectus abdominis muscle and the inguinal furrow. **inguinal t.** 1 Henke's trigon. 2. Inguinal triangle. **Müller's t.**, a part of the tuber cinereum which bends over the optic chiasm. **olfactory t.**, the gray root of the olfactory tract. **Pawlik's t.**, a triangular series of folds on the anterior vaginal wall, corresponding to the trigon of the bladder.

trigonal (tri'go-nal). Triangular; pertaining to a trigon.

trigonellin (trig-o-nel'in). An alkaloid found in fenugreek and also in the urine of dogs to which nicotinic acid has been administered. It is a betäine of nicotinic acid, $C_5H_4N(CO.O)CH_3$.

trigonid (tri-gon'id). The first three cusps of a lower molar tooth.

trigonitis (trig-on-i'tis) [Gr. *τρίγωνον* triangle + *-ιτις* inflammation]. Inflammation or localized hyperemia of the trigon of the bladder.

trigonocephalic (trig"on-o-sef-al'ik). Pertaining to or exhibiting the characters of a trigonocephalus.

trigonocephalus (trig"on-o-sef'al-us) [Gr. *τρίγωνος* triangular + *κεφαλή* head]. A triangular headed monster-fetus; a dolichocephalic fetus in which, from premature synostosis of the portions of the frontal bone, the front part of the head is compressed.

trigonotome (tri-go'no-tōm) [*trigonum* + Gr. *τομή* cut]. An instrument for cutting the trigonum of the bladder.

trigonum (tri-go'num) [L.; Gr. *τρίγωνον* triangle]. Any triangular space or patch. **t. acus'tici**, a triangular area on the floor of the fourth ventricle, bounded externally by the restiform body, internally by the hypoglossal triangle, and above by the striæ medullares acusticæ **t. cerebra'le**, the fornix of the cerebrum **t. cervica'le.** 1. A carotid triangle. 2. The basal portion of the posterior gray horn of the spinal cord. **t. clavopectora'le**, a triangle on the chest bounded by the clavicle, the pectoralis minor, and the thorax. **t. collatera'le** [B N A], an area in the pars centralis of the lateral ventricle of the brain between the posterior and descending horns. **t. coraco-acromia'le**, a triangle bounded by the coracoid process, the apex of the acromion, and the concave border of the clavicle. **t. dorsa'le**, the space between the anterior pair of corpora quadrigemina. **t. du'rum**, the space between the anterior corpora quadrigemina. **t. femora'le** [B N A]. See *inguinal triangle*, under *triangle.* **t. haben'ulæ** [B N A], a triangular area in the optic thalamus, between the pulvinar, habenula, and midbrain. **t. hypoglos'si**, a whitish field on the floor of the fourth ventricle whence arises the twelfth cranial nerve. **t. interpeduncula're**, a space between the peduncles of the cerebral crura. **t. lemnis'ci** [B N A], a triangular region on the upper part of the outer side of the brachium conjunctivum. **t. lumba'le** [B N A]. See *Petit's triangle*, under *triangle.* **t. olfacto'rium** [B N A], the triangular area of gray matter between the roots of the olfactory tract. **t. omoclavicula're** [B N A], the subclavian triangle. **t. va'gi.** See *ala cinerea.* **t. ventric'uli**, trigonum collaterale **t. vesi'cæ** [B N A], the triangular area of the interior of the bladder, between the opening of the ureters and the orifice of the urethra.

trihybrid (tri-hi'brid). A hybrid differing from the parents in three characters.

trihydrate (tri-hi'drāt). Trihydroxid, a compound containing three hydroxyl groups to one base.

trihydric (tri-hi'drik). Containing three hydrogen atoms that are replaceable by bases.

trihydrol (tri-hi'drol). The associated water or ice molecule, $(H_2O)_3$

trihydroxid (tri-hi-droks'id). See *trihydrate.*

tri-iniodymus (tri"in-e-od'im-us) [Gr. *τρεῖς* three + *ἰνίον* nape of the neck + *δίδυμος* double]. A monster with a single body and three heads united behind.

tri-iodid (tri-i'o-did). A compound in which the iodin is combined with the base in the proportion of three to one.

tri-iodomethane (tri-i"o-do-meth'ān). Iodoform.

triketohydrindenhydrate (tri-ke"to-hi-drin-den-hi'drāt). See *ninhydrin.*

triketopurin (tri-ke-to-pu'rin). Uric acid.

trikresol (tri-kre'sol). See *tricresol.*

trilabe (tri'lāb) [Gr. *τρεῖς* three + *λαβέ* to seize]. A three-pronged instrument for taking calculi from the bladder.

trilactine (tri-lak'tin). A proprietary culture of the *Bacil'lus bulgar'icus* in liquid form.

trilaminar (tri-lam'in-ar). Consisting of three layers.

trilateral (tri-lat'er-al) [L. *tres* three + *la'tus* side]. Three-sided.

trilaurin (tri-law'rin). A crystalline glycerid, $C_3H_5(OC_{12}H_{23}O)_3$, forming the principal constit-

uent of cocoanut oil, and found in bayberry oil and palm-nut oil.

trilinolein (tri-lin-o'le-in). A glycerid, $C_3H_5(OC_{18}H_{32}O)_3$, found in linseed oil, hempseed oil, sunflower oil, etc.

trill (tril). A tremulous utterance.

trilliin (tril'e-in). A concentration prepared from *Tril'lium pen'dulum*, a North American plant: astringent, expectorant, and tonic. Dose, 2–4 gr. (0.133–0.25 gm.).

Trillium (tril'e-um). A genus of liliaceous plants. **T. erec'tum,** wake-robin; the rhizome contains trillin.

trilobate, trilobed (tri-lo'bāt, tri'lōbd) [L. *tri* three + *lo'bus* lobe]. Having three lobes.

trilocular (tri-lok'u-lar) [L. *tres* three + *loc'ulus* cell]. Three-celled.

trimanual (tri-man'u-al) [L. *tres* three + *ma'nus* hand]. Accomplished by the use of three hands.

Trimastigamœba (tri-mas-tig-am-e'bah). A form of ameba having three equal flagella in the flagellate stage. *T. philippen'sis* has been obtained in culture from city water.

trimastigate, trimastigote (tri-mas'tig-āt, -ot). Having three flagella.

trimenon (tri-me'non) [Gr. τρι- three + μήν month). A period of three months.

trimensual (tri-men'su-al). Occurring every three months.

trimercuric (tri-mer-ku'rik). Containing three atoms of bivalent mercury.

trimethylamin (tri"meth-il-am'in). A colorless liquid ptomain, $(CH_3)_3N$, from various animal and vegetable tissues. It probably results from the decomposition of cholin, and has been used in gout, chorea, and rheumatism **t. hydrochlorate,** a crystalline salt, has been us used therapeutically for rheumatism and gout. Dose, 1–3 gr (0.066–0.2 gm).

trimethylendiamin (tri-meth"il-ēn-di-am'in). A deadly ptomain, $CH_2(CH_2.NH_2)_2$, from cultures of the cholera spirillum It produces muscular tremors and convulsions

trimethylethylene (tri-meth-il-eth'il-ēn). An anesthetic preparation, isoamylene, $(CH_3)_2C{\cdot}CH.CH_3$, derived from tertiary amyl alcohol.

trimethyloxybutyrobetain (tri-meth-il-oks"e-bu-ti"ro-be'ta-in) See *carnitin.*

trimethylxanthin (tri-meth-il-zan'thin). Same as *caffein*

trimorphous (tri-mor'fus) [Gr. τρεῖς three + μορφή form]. Crystallizing in three different forms.

trinegative (tri-neg'at-iv) Having three negative valencies

trineural (tri-nu'ral). Pertaining to three nerves.

trineuric (tri-nu'rik) [Gr. τρεῖς three + νευρικός nervous] Having three neurons.

trinitrate (tri-ni'trāt). A nitrate which contains three radicals of nitric acid.

trinitrin (tri-ni'trin). Same as *nitroglycerin.*

trinitrocellulose (tri"ni-tro-sel'u-lōs). Same as *pyroxylin.*

trinitrocresol (tri-ni-tro-kre'sol). An antiseptic and highly explosive compound, $(NO_2)_3C_6H(CH_3)$-OH, formed by the action of concentrated nitric acid on coal-tar cresol.

trinitroglycerin (tri"ni-tro-glis'er-in). Nitroglycerin.

trinitrol (tri-ni'trol). Tetranitroerythritol, $C_4H_6(ONO)_4$.

trinitrophenol (tri"ni-tro-fe'nol]. Picric acid.

trinitrotoluene (tri-ni-tro-tol'u-ēn). A high explosive, $C_6H_2(NO_2)_3CH_3$, obtained by nitrating toluene. It produces in workers in ammunition factories a form of poisoning marked by dermatitis, gastritis with abdominal pain, vomiting, constipation, flatulence, and blood changes.

trinity (trin'it-e). A proprietary compound containing aconitin, digitin, and veratrin.

trinomial (tri-no'me-al) [L. *tri* three + *no'men* name]. Composed of three names.

trinophenon (tri-no-fe'non). An aqueous solution of picric acid: used in treatment of burns.

trinucleate (tri-nu'kle-āt). Having three nuclei.

trinucleotid (tri-nu'kle-o-tid). A nucleic acid made up of three mononucleotids, q v.

triocephalus (tri-o-sef'al-us) [Gr. τρεῖς three + κεφαλή head]. A fetal monstrosity in which the structures of the mouth, nose, and eyes are wanting, the head being nearly a shapeless mass.

Triodontophorus (tri-o-don-tof'o-rus). A genus of nematode worms of the family Strongylides. *T. diminu'tus,* a parasite frequently present in monkeys and occasionally found in man.

triolein (tri-o'le-in). Ordinary olein. See *olein.*

trional (tri'o-nal) A crystalline powder, diethylsulphonemethylethylmethane, $(C_2H_5)(CH_3)$-$C(SO_2C_2H_5)_2$, a hypnotic resembling sulphonal. Dose, 10–30 gr. (0.66–2 gm.).

triorchid, triorchis (tri-or'kid, tri-or'kis) [Gr. τρεῖς three + ὄρχις testis]. A person who has three testicles.

triorchidism, triorchism (tri-or'kid-izm, tri-or'-kizm) The condition of having three testicles.

triose (tri'ōs) [Gr. τρεῖς three] A sugar that contains three atoms of carbon in the molecule.

triotonol (tri-o-to'nol). A tonol containing sodium glycerophosphate, calcium glycerophosphate, and strychnin glycerophosphate.

trioxid (tri-oks'id). A compound containing three atoms of oxygen to one of another element.

trioxybenzophenon (tri-oks"e-ben-zo-fe'nōn). Salicylresorcin ketone; an antiseptic used in skin diseases and typhoid fever. Dose, 45–60 gr. (3–4 gm.).

trioxymethylene (tri-oks-e-meth'il-ēn). Paraform.

trioxypurin (tri-oks-e-pu'rin). Uric acid.

tripalmitin (tri-pal'mit-in). Ordinary palmitin. See *palmitin.*

tripara (trip'ar-ah) [L. *tres* three + *pa'rere* to produce]. A woman who has borne three children.

tripeptid, tripeptide (tri-pep'tid, -tīd). A product of the union of three amino-acid radicals. They are formed during proteolytic digestion.

triphal (tri'fal) The sodium salt of auro-thiobenzimid-azolcarbonic acid. used for the treatment of tuberculosis.

triphasic (tri-fa'zik) [Gr. τρεῖς three + φάσις phase]. Triply varied or triply phasic: used in the record of experiments regarding the electromotive actions of muscles

triphenamin (tri-fen-am'in). A compound of 2–6 parts of phenocoll, 0.4 part of phenocoll acetate, and 1 part of phenocoll salicylate: used for rheumatism.

triphenetol-guanidin hydrochlorid. A locally anesthetic agent. used in eye treatment in a weak solution.

triphenin (tri-fe'nin). Propionylphenetidin· an analgesic, hypnotic, and antipyretic agent in fine whitish crystals, $C_6H_4.C_2H_5O.NH$ $(CH_3\ CH_2.CO)$, soluble in alcohol and ether and insoluble in water. It is used like phenacetin. Dose, 4–15 gr. (0.266–1 gm).

triphenylalbumin (tri-fen-il-al-bu'min). See under *albumin.*

triphenyl-methane (tri-fen-il-meth'ān). $CH(C_6H_5)_3$. **t. dyes,** rosanilin, pararosanilin, and others.

triphenylstibinsulphid (tri-fen"il-stib"in-sul'fid). A sulphur preparation which sets free sulphur in a nascent state: used in skin diseases.

triphthemia (trif-the'me-ah) [Gr. τρίφθος waste matter + αἷμα blood]. The retention of waste products in the blood. **t. carbonif'era,** triph-

themia supposed to be due to excess in the use of starchy foods.

Tripier's amputation (trip-e-āz') [Léon *Tripier*, French surgeon, 1842–1891]. See *amputation*.

triple phosphate (trip'l). See *phosphate*.

triplegia (tri-ple'je-ah) [Gr. τρι- three + πληγή stroke]. Hemiplegia with paralysis of one limb on the opposite side.

triplet (trip'let). 1. Any one of three persons born at the same birth. 2. A combination of three lenses in a microscope.

triplex (tri'pleks) [Gr. τριπλόος triple]. Triple or threefold. **t. pills.** See *pills*.

triploblastic (trip-lo-blas'tik) [Gr. τριπλόος triple + βλαστός germ]. Having three germ-layers or blastodermic membranes: said of an embryo.

triploid (trip'loid). See *polyploid*.

triplopia (trip-lo'pe-ah) [Gr τριπλόος triple + ὄψις sight]. Disordered vision in which the objects seen seem tripled.

tripod (tri'pod) [Gr. τρεῖς three + πούς foot] Anything having three feet or supports. **Haller's t.,** the celiac axis. **t. of life.** Same as *vital t.* **vital t.,** the brain, heart, and lungs, regarded as the triple support of life.

tripoli (trip'o-li). Decomposed limestone: used for polishing. Called also *rotten stone*.

tripositive (tri-pos'it-iv). Having three positive valencies.

Tripper-faden (trip'er-fah'den) [Ger]. Gonorrheal threads.

triprosopus (tri-pros-o'pus) [Gr. τρεῖς three + πρόσωπον face]. A fetal monster having a triple face.

tripsis (trip'sis) [Gr. τρῖψις rubbing]. 1. A trituration; the process of trituration. 2. The act of shampooing or of massage.

tripus (tri'pus) [Gr τρι- three + πούς foot]. A monster-fetus with three feet.

triquetrous (tri-kwe'trus) [L. *trique'trus*]. Triangular; three-cornered.

triquetrum, os triquetrum (tri-kwe'trum, os tri-kwe'trum) [L] 1 The cuneiform bone of the carpus 2 Any wormian bone.

triradial, triradiate (tri-ra'de-al, tri-ra'de-āt) [L. *tres* three + *radia'tus* rayed]. Having three rays; radiating in three directions.

triradiation (tri-ra-de-a'shun). Radiation in three directions.

trisaccharid (tri-sak'ar-id) A carbohydrate which contains three saccharid groups.

triskaidekaphobia (tris"ki-dek-of-o'be-ah) [Gr. τρισκαιδεκα thirteen + φόβος fear]. Morbid fear of the number thirteen.

trismic (triz'mik). Of the nature of or pertaining to trismus.

trismoid (triz'moid) [Gr. τρισμός trismus + εἶδος form]. A variety of trismus nascentium, said to be due to pressure on the occiput during birth.

trismus (triz'mus) [Gr τρισμός]. Lock-jaw; a condition of tetanic spasm of the jaw muscles, causing them to be rigidly closed. **t. nascen'tium, t. neona'torum,** tetanus of young infants due to infection of the navel. **t. u'teri,** spasmodic contraction of the uterus.

trisnitrate (tris-ni'trāt). Same as *trinitrate*.

trisplanchnic (tri-splangk'nik) [Gr. τρεῖς three + σπλάγχνα viscera]. Supplying the three great body-cavities and their viscera. **t. nerve,** the sympathetic system. See under *nerve*.

tristearin (tri-ste'ar-in). Ordinary stearin. See *stearin*.

tristichia (tri-stik'e-ah) [Gr. τρι- three + στίχος row]. The existence of three rows of eyelashes.

tristimania (tris-tim-a'ne-ah) [L. *tris'tis* sad + Gr. μανία madness]. Melancholia.

trisubstituted (tri-sub'stit-u-ted). Having three molecules or atoms replaced by three other molecules or atoms.

trisulcate (tri-sul'kāt). Having three furrows.

trisulphid (tri-sul'fid). A sulphur compound containing three atoms of sulphur to one of the base.

Trit. Abbreviation for L. *tri'tura*, triturate.

tritanopia, tritanopsia (trit-an-o'pe-ah, trit-an-op'se-ah) [Gr. τρεῖς three + *anopsia*]. Violet-blindness, as indicating a defect in the third element necessary for color vision. See *deuteranopia* and *protanopia*.

trithiodoformaldehyd (trith-i"o-do-for-mal'de-hīd). A crystalline derivative of hydrogen sulphid, formic acid, and lead formate.

tritica (trit'ik-ah) A proprietary preparation of *Agropy'rum re'pens:* diuretic.

triticeoglossus (trit-is-e-o-glos'us). An occasionally occurring muscle extending from the arytenoid cartilage to the side of the tongue

triticeous (tri-tish'e-us) [L. *tritic'eus*]. Resembling a grain of wheat. **t. nodule.** See *corpus triticeum*.

triticeum (tri-tis'e-um) [L]. A nodule in the thyrohyoid ligament. See *corpus trituceum*.

Triticum (trit'ik-um) [L.]. A genus of grasses, including wheat. *T re'pens* (*Agropy'rum re'pens*) or couch-grass is diuretic, and is used in cystitis, pyelitis, irritable bladder, and gonorrhea Dose of fluidextract, 1–4 fl.dr (4–16 c c)

tritipalm (trit'e-pahm). A proprietary fluidextract of *Agropy'rum re'pens* and *Sereno'a serrula'ta:* a demulcent diuretic and genito-urinary tonic

tritocone (tri'to-kōn) [Gr. τρίτος third + κωνος cone]. The distobuccal cusp of an upper premolar tooth.

tritoconid (tri-to-ko'nid). The distobuccal cusp of a lower premolar tooth.

tritol (tri'tol) Any emulsion of an oil with the diastasic extract of malt.

triton (tri'ton). Trinitrotoluene.

tritopin (tri-to'pin). An alkaloid of opium, $C_{42}H_{54}N_2O_7$, crystallizing in scales and prisms.

tritotoxin (tri-to-toks'in). A toxin which unites less easily with the antitoxin than the prototoxin and deuterotoxin. See *deuterotoxin, hematoxin, heterotoxin, prototoxin*

tritoxid (trit-oks'id). Same as *trioxid*.

Tritrichomonas (tri-trik-om'o-nas) A genus of trichomonads marked by having three anterior flagella.

triturable (trit'u-ra-bl). Susceptible of being triturated.

triturate (trit'u-rāt) [L. *tritura're*] 1. To rub to a powder. 2. A triturated substance; a trituration.

trituration (trit-u-ra'shun) [L. *tritura'tio*]. 1 The reduction of solid bodies to a powder by continuous rubbing. 2. A triturated drug, especially one rubbed up with milk-sugar **t. of elaterin,** a 10 per cent trituration of elaterin Dose, ½ gr (0 03 gm).

triturium (trit-u're-um). A vessel for separating liquors of different densities.

trivalence (triv'al-ens). The condition or quality of being trivalent.

trivalent (triv'al-ent) [L *tres* three + *va'lens* powerful]. 1. Uniting with or replacing three hydrogen atoms. 2. Capable of binding three different complements: said of an amboceptor.

trivalin (triv'al-in). A proprietary compound of valeric acid with morphin, caffein, and cocain, has the analgesic and tonic effects of the alkaloids.

trivalve (tri'valv) [Gr τρεῖς three + *valve*]. Having three valves or three blades, as a speculum.

trizonal (tri-zo'nal). Arranged in three zones.

trocar (tro'kar) [Fr *trois-quarts* three-quarters]. A sharp-pointed instrument used with a cannula for tapping or piercing a cavity-wall in paracen-

tesis. **Duchenne's t.**, an instrument for removing small portions of tissue from deep parts for microscopic study. **Durham's t., piloting t.**, a trocar for introducing a jointed tracheotomy tube. **rectal t.**, a curved trocar for tapping the bladder through the rectum

troch. An abbreviation for *trochiscus*.

trochanter (tro-kan'ter) [L.; Gr. τροχαντήρ runner]. Either of the two processes below the neck of the femur. The *greater t.* is located at the outer side; the *lesser t*, at the inner. **third t., t. ter'tius**, the gluteal ridge of the femur when it is unusually prominent.

trochanterian, trochanteric (tro-kan-ter'e-an, tro-kan-ter'ik). Pertaining to a trochanter.

trochantin (tro-kan'tin). The lesser trochanter.

trochantinian (tro-kan-tin'e-an). Pertaining to the lesser trochanter.

troche (tro'ke) [Gr. τροχή cake]. A medicated tablet or disk; a trochiscus or lozenge. **t. of ammonium chlorid** contains ammonium chlorid, extract of glycyrrhiza, tragacanth, and sugar. **t. of cubebs** contains oleoresin of cubebs, oil of sassafras, extract of glycyrrhiza, and acacia. **t. of potassium chlorate** contains potassium chlorate, sugar, and tragacanth **t. of sodium bicarbonate** contains sodium bicarbonate, sugar, and nutmeg **t. of tannic acid** contains tannic acid, sugar, and tragacanth

trochin (tro'kin) [L. *trochi'nus*]. The lesser tuberosity of the humerus.

trochiscus (tro-kis'kus), pl *trochis'chi* [L.; Gr. τροχίσκος disk]. A medicated tablet, a troche.

trochiter (trok'it-er). The greater tuberosity of the humerus.

trochiterian (trok-it-e're-an). Pertaining to the trochiter.

trochlea (trok'le-ah), pl. *troch'leæ* [L. "pulley"]. A pulley-shaped part or structure, specifically — (*a*) The fibrocartilaginous pulley near the internal angular process of the frontal bone, through which the tendon of the obliquus oculi superior muscle passes. (*b*) The inner articular process of the humerus, for articulation with the ulna. **t. hu'meri** [B N A] See *trochlea* (*b*) **t. labyrin'thi**, the cochlea. **t. phalan'gis** [B N A], the articular surface at the distal end of the first and second phalanx of the fingers and toes. **t. ta'li** [B N A], the articular surface of the ankle bone for articulation with the tibia

trochlear (trok'le-ar) [L. *trochlea'ris*]. 1. Of the nature of or resembling a pulley. 2. Pertaining to a trochlea, also pertaining to the trochlear nerve.

trochleariform (trok-le-ar'if-orm) Pulley shaped.

trochlearis (trok-le-a'ris). See *muscles, table of*, and *nerves, table of*.

trochocardia (tro-ko-kar'de-ah) [Gr. τροχός wheel + καρδία heart] Displacement of the heart due to a rotatory movement on its axis

trochocephalia, trochocephaly (tro''ko-sef-a'le-ah, tro-ko-sef'al-e) [Gr τροχός wheel + κεφαλή head]. A rounded appearance of the head caused by synostosis of the frontal and parietal bones.

trochoid (tro'koid) [Gr τροχός wheel + εἶδος form]. Resembling a pivot or a pulley.

trochoides (tro-koi'dēz) [Gr. τροχοειδής, from τροχός wheel + εἶδος form]. A pivot-like joint; articulation by a pivot turning within a ring, or by a ring turning around a pivot.

trochorizocardia (trok-o-ri-zo-kar'de-ah). Trochocardia combined with horizocardia.

Troisier's ganglion, sign (trwah-ze-āz') [Emil *Troisier*, French physician, 1844–1919]. See under *ganglion* and *sign*.

Trolard's veins (tro-lardz') [Paulin *Trolard*, French physician] See *vein*.

trolley-buzz (trol'e-buz). A persistent buzzing sound said to be heard by persons who ride much in electric cars.

trolley-eye. Conjunctivitis in motormen of trolley cars, attributed to brass poisoning produced by rubbing the eyes after constant handling of the brass trolley brake.

trolley-sickness. A peculiar illness said to be caused by riding in electric cars.

Tröltsch's corpuscles (trel'tshes) [Anton Friederich *Tröltsch*, German aurist, 1829–1890]. See under *corpuscle*.

Trombicula (trom-bik'u-lah). A genus of acarine mites. **T. akamushi**, the kedani mite, believed



Trombicula akamushi (Tanaka).

by some to transmit by its bite the infective agent of tsutsugamushi disease (q. v., under *disease*).

trombidiiasis (trom-bid-e-i'as-is). Trombidiosis.

trombidiosis (trom-bid-e-o'sis). Infestation with *Trombidium* (*Leptus*) *irritans*. See *Leptus*.

Trombidium (trom-bid'e-um). A genus of acarid mites, the velvet mites **T. akamu'shi**. Same as *Trombicula akamushi*. **T. holoseri'ceum**, the common harvest mite of Europe. **T. ir'ritans**. See *chigger* (2d def.). **T. mus'cæ domes'ticæ**, a red acarid parasite on the housefly, also a homeopathic preparation of the same. **T. musca'rum**. Same as *T. mus'cæ domes'ticæ*. **T. tlalsahuata**, a species in Mexico which burrows into the skin causing intense itching and painful little ulcers **T. vandersan'di** is the gonone of New Guinea which burrows into the skin **T. wichman'ni** is the gonone of Celebes.

Trommer's test (trom'erz) [German chemist, 1806–1879]. See under *tests*.

tromomania (trom-o-ma'ne-ah) [Gr. τρόμος trembling + μανία madness]. Delirium tremens.

trona (tro'nah) [possible anagram of *natron*]. A crude soda salt; probably same as urao.

tropacocain (tro''pah-ko-ka'in). An alkaloid, benzoylpseudotropein, $C_8H_{14}NO\,C_7H_5O$, from a Javanese plant resembling coca; also prepared from atropin and hyoscyamin. It is a local anesthetic, and is used like cocain, especially in eye diseases, but is not mydriatic, and does not produce ischemia. It is applied in a 3 per cent solution. The hydrochlorate is the salt most frequently employed.

tropæolin (tro-pe'o-lin). See *tropeolin*.

tropate (tro'pāt). A salt of tropic acid.

tropein (tro'pe-in). Any ester of tropin; a compound of tropin with an organic acid. The natural mydriatic alkaloids are tropeins.

tropeolin (tro-pe'o-lin). One of a number of orange-red dyes. They are used as tests for acids, which turn them brown It is resorcin azoparabenzene sulphonic acid and has a P_H range of 11.1 to 12.7. **t. D.** Same as *helianthin*. **t. G.** Same as *t. OO*. **t. O**, an indicator, the sodium salt of resorcinol-azobenzeneparasulphonic acid, $(OH)_2C_6H_3\,N_2.C_6H_4.SO_2\,ONa$, with a P_H range of 11 to 12.6, being yellow at 11 and orange at 12.6. **t. OO**, an indicator, the sodium salt of diphenylamino-azobenzene-parasulphonic acid, $C_6H_5.NH.C_6H_4\,N_2\,C_6H_4.SO_2\,ONa$, with a P_H range of 1.6 to 2.6, being red at 1.6 and yellow at 2.6. **t. OOO**, an indicator, the sodium salt of betanaphthol-azobenzene-parasulphonic acid, $OH.C_{10}H_6.N_2.C_6H_4.SO_2.ONa$.

trophectoderm (trof-ek'to-derm) [Gr. *τροφή* nourishment + *ectoderm*]. The outer layer of cells of the early blastodermic vesicle; it develops into the trophoderm.

trophedema (trof-e-de'mah) [Gr. *τροφή* nourishment + *edema*]. A disease marked by permanent edema of the feet or legs.

trophema (tro-fe'mah) [Gr. *τροφή* nutrition + *αἷμα* blood]. The nourishing blood of the mucosa of the uterus.

trophesy (trof'es-e) [Gr. *τροφή* nourishment]. Defective nutrition due to disorder of the trophic nerves.

trophic (trof'ik) [Gr. *τροφικός*] Of or pertaining to nutrition. **t. center.** See *center*.

trophicity (tro-fis'it-e). A trophic function or relation.

trophism (trōf'izm). Direct trophic influence.

trophoblast (trof'o-blast) [Gr. *τροφή* nourishment + *βλαστός* germ]. The epiblastic layers which line the chorionic villi in the fetal villi.

trophoblastoma (trof"o-blas-to'mah). Chorioepithelioma.

trophochromatin (trof-o-kro'mat-in). Trophochromidia.

trophochromidia (trof"o-kro-mid'e-ah) [Gr. *τροφή* nutrition + *chromidia*]. Chromatin concerned with the nutrition of the cell rather than with reproduction. Cf. *idiochromidia*.

trophoderm (trof'o-derm) [Gr. *τροφή* nutrition + *δέρμα* skin]. A layer on the outside of the blastodermic vesicle, by which attachment is made to the uterine wall and nourishment obtained therefrom.

trophodynamics (trof-o-di-nam'iks) [Gr. *τρόφη* nutrition + *dynamics*]. The study of the forces engaged in nutrition.

tropho-edema (trof"o-e-de'mah). Trophedema.

trophology (tro-fol'o-je) [Gr. *τροφή* nutrition + *λόγος* treatise]. The science of nutrition of the body.

trophoneurosis (trof"o-nu-ro'sis) [Gr. *τροφή* nourishment + *neurosis*]. 1. Any functional nervous disease due to the failure of nutrition from defective nerve influence. **disseminated t.,** scleroderma. **facial t.,** facial hemiatrophy. **lingual t.,** progressive hemiatrophy of the tongue. **muscular t.,** trophic alteration of muscular tissue, dependent on nervous derangement. **t. of Romberg,** facial hemiatrophy.

trophoneurotic (trof"o-nu-rot'ik). Pertaining to or of the nature of a trophoneurosis.

trophonine (trof'o-nin). A proprietary food from beef, eggs, and gluten.

trophonosis (trof-o-no'sis) [Gr. *τροφή* nutrition + *νόσος* disease]. Any disease or disorder due to nutritional causes.

trophonucleus (trof-o-nu'kle-us) [Gr. *τροφή* nutrition + *nucleus*]. That nucleus of a cell which is concerned with the nutritive function of the cell and not with its reproductive function.

trophopathia (trof-o-path'e-ah). Trophopathy.

trophopathy (trof-op'ath-e) [Gr. *τροφή* nourishment + *πάθος* suffering]. Any derangement of the nutrition.

trophoplasm (trof'o-plasm) [Gr. *τροφή* nourishment + *πλάσμα* something formed]. The achromatin of a cell: so called because it is supposed to take part in cell nutrition.

trophoplast (trof'o-plast) [Gr. *τροφή* nourishment + *πλαστός* formed]. A granular protoplasmic body; a plastid.

trophospongium (trof-o-spon'je-um) [Gr. *τροφή* nutrition + *σπογγία* sponge]. 1. A canalicular network in the cytoplasm of certain cells which is probably instrumental in the circulation of nutritive material. 2. The Golgi apparatus.

trophotaxis (trof-o-taks'is) [Gr. *τροφή* nutrition + *τάξις* arrangement]. The adjustment of cells in relation to a supply of food.

trophotherapy (trof-o-ther'ap-e) [Gr. *τροφή* nutrition + *therapy*]. Treatment of disease by dietetic measures.

trophotonos (tro-fot'o-nos) [Gr. *τροφή* nutrition + *τόνος* tension]. A rigid state of the flagella of a microörganism, resulting from improper nourishment.

trophotropism (tro-fot'ro-pizm) [Gr. *τροφή* nourishment + *τρέπειν* to turn]. The chemotaxis of the nutritive matter of cells. **negative t.,** the aversion which certain cells display toward nutritive matters. **positive t.,** affinity on the part of certain cells for nutritive matters.

trophozoite (trof-o-zo'it) [Gr. *τροφή* nutrition + *ζῷον* animal]. A sporozoon in an early stage when it occupies an epithelial or blood-cell, being nourished by the cell. A trophozoite may develop by schizogony into a schizont, or by sporogony into a sporont.

tropical (trop'ik-al) [Gr. *τροπικός* turning]. Pertaining to the intertropical regions of the earth.

tropidin (trop'id-in) An oily, liquid base, $C_8H_{13}N$, with an odor like that of coniin, formed by the dehydration of tropin.

tropin (tro'pin). 1. A crystalline substance, $CH_3.N.C_6H_{10}CHOH$, with a smell like tobacco, derivable from atropin and from various plants. 2. See *bacteriotropin*.

tropism (tro'pizm). [Gr. *τροπή* turn] The tendency of a cell or organism to react in a definite manner in response to external stimuli. Chemotropism, phototropism, sitotropism, etc., are examples of this phenomenon.

tropometer (tro-pom'et-er) [Gr. *τροπή* twist + *μέτρον* measure]. 1. An instrument for measuring the rotation of the eyeball. 2. An instrument for measuring the twist or torsion of a long bone.

tropon (trop'on). A brownish powder prepared from vegetable and animal albumins· nutrient.

trotyl (tro'til). Same as *trinitrotoluene*.

Trousseau's phenomenon, sign (tru-sōz') [Armand *Trousseau*, French physician, 1801–1867]. See *phenomenon*. **T's spots.** Same as *tache cérébrale*.

troy ounce (troi). An ounce in troy weight, containing 480 grains. **t. weight.** See *weights and measures*.

true (tru) Actually existing; not false; real, as, *true* aneurysm, pains, pelvis, etc. See under the nouns.

truncal (trun'kal). Pertaining to the trunk.

truncate (trun'kāt) [L. *trunca're, trunca'tus*]. 1. To amputate; to deprive of limbs. 2. Having the end cut squarely off.

truncus (trung'kus). Latin for *trunk*. **t. arterio'sus,** an arterial trunk, especially an artery connected with the fetal heart. It gives off the aortic arches and develops into the aortic and pulmonary arteries **t. bronchomediastina'lis dex'ter** [B N A], a lymphatic trunk formed by union of lymphatics from the bronchial and mediastinal nodes of the right side and emptying into the right lymphatic duct. **t. corpo'ris callo'si** [B N A], the body of the corpus callosum. **t. costocervica'lis** [B N A], the beginning of the superior intercostal artery. **t. intestina'lis commu'nis,** the common intestinal lymphatic vessel. **t. jugula'ris** [B N A], the lymphatic duct which conveys the lymph from the head and neck. **t. lumbosacra'lis,** the lumbosacral cord. **t. lymphat'icus intestina'lis,** the efferent vessel of the lacteals and of the principal abdominal lymphatics, flowing to the receptaculum chyli. **t. lymphat'icus lumba'lis** (*right* and *left*), two large lymph-vessels of the loin and abdomen, flowing to the receptaculum chyli. **t. subcla'vius** [B N A], a lymphatic duct draining the left upper

extremity and emptying into the thoracic duct at the root of the neck. **t. thyreocervica'lis** [B N A], the thyroid axis.

Trunecek's serum (troo'net-seks) [C. *Trunecek*, physician in Prague]. See under *serum*.

trunk (trungk) [L. *trun'cus*]. 1. The body considered apart from the head and limbs. 2. The main stem of a vessel or nerve. **sympathetic t.**, a strand of sympathetic nerves and ganglia extending along each side of the vertebral column.

trusion (tru'zhun) [L. *tru'dere* to shove]. A shoving or pushing. In dentistry, malposition of a tooth. **bimaxillary t.**, malposition of the teeth in both jaws. **bodily t.**, malposition of the entire tooth, crown and root. **coronal t.**, malposition of the crown of a tooth, the root being normally placed. **mandibular t.**, malposition of the mandibular teeth. **maxillary t.**, malposition of the maxillary teeth

truss (trus). A device for retaining a reduced hernia in its place. **nasal t.**, a truss-like support for fractured nasal bones.

truxillins (trux'il-inz). Amorphous alkaloids prepared from coca leaves or made synthetically. They are methyl truxillyc ecgonin, $C_{38}H_{40}O_8N_2$.

trypaflavine (tri-pah-fla'vin). See *acriflavine*.

trypan-atoxyl (tri"pan-at-oks'il). A supposed body formed by a combination between atoxyl and some albuminous substance in the body of a patient affected with trypanosomiasis.

trypan blue, trypanblau (tri'pan blu, tri'pan-blaw). See under *blue*.

trypan red (tri-pan red). Same as *trypanroth*.

trypanid, trypanide (try'pan-id). An eruption occurring in trypanosomiasis.

trypanocidal (tri-pan-o-si'dal). Destructive to trypanosomes.

trypanocide (tri-pan'o-sid). An agent or drug that destroys trypanosomes.

trypanolysis (tri-pan-ol'is-is). The destruction of trypanosomes.

trypanolytic (tri-pan-o-lit'ik). Destructive to trypanosomes.

Trypanophis (tri-pan-o'fis). A parasite resembling *Trypanoplasma*, but with a very small kinetonucleus

Trypanoplasma (tri"pan-o-plaz'mah). A genus of sporozoan parasites resembling trypanosoma, but having a posterior, as well as an anterior, whip **T. abram'idis** is found in the bream (*Abramis brama*) **T. intestina'lis** is found in a salt-water fish, *Box Boops* It was the first trypanosome-like organism to be found outside the blood. **T. trut'tæ** is found in the trout (*Salmo fario*). **T. ventric'uli** is found in *Cyclopterus lumpus*.

trypanosan (tri-pan'o-san). A dye-stuff used in treating trypanosomiasis.

Trypanosoma (tri"pan-o-so'mah) [Gr. τρύπανον borer + σῶμα body]. A genus of sporozoan parasites found in the blood plasma of man and animals, characterized by the delicate, undulatory membrane attached to the body and whip-like flagellum. Most species live part of their life cycle in insects or other invertebrate hosts where they undergo remarkable transformations. 1. They are rounded bodies resembling Leishmania. 2 They are elongated, with a flagellum at one end. 3. They have an undulating membrane for half their length like crithidia, and 4. The undulating membrane extends the entire length and they become typical trypanosomes **T. america'num**, a species infecting cattle in the United States. **T. a'vium**, a parasite 20 to 70 microns long found in the blood of birds, but apparently not pathogenic. **T. ber'berum.** Same as *T. evansi*. **T. bru'cei** occurs in the disease nagana or tsetse-fly disease of horses and cattle of central Africa. **T. calmet'ti**, a Tonkin. **T. cap'ræ**, a form found in goats in Africa; probably the same as *T. vivax*. **T. castella'ni.** See *T. gambiense*. **T. casal'boui**, a species parasitic in the goat in French Guiana and is transmitted by the biting fly Stomoxys bouffardi. **T. confu'sum.** Same as *T. congolense*. **T. congolen'se**, a species causing Gambian horse sickness in Central Africa. **T. cru'zi.** Same as *Schizotrypanum cruzi*. **T. dimor'pha**, a species causing a disease of horses and other domestic animals in Gambia and other parts of Africa. It is transmitted by *Glossina palpalis* and perhaps by other species. **T. equi'num**, the species found in horses suffering from mal de caderas, a disease of central South America. **T. equiper'dum**, the species causing dourine in horses and asses. **T. esco'meli**, a species from Peru somewhat larger than *Schizotrypanum cruzi*. **T. evan'si**, found in the disease surra of mules and horses in India **T. gambien'se**, found in the cerebrospinal fluid and the blood of man in cases of tropical splenomegaly, sleeping-sickness, and various cachexial fevers of warm countries See *Congo trypanosomiasis*, under *trypanosomiasis*. **T. granulo'sum**, a species parasitic in the eel. Its intermediate host is the leech, *Hemiclepsis marginata*. **T. grus'sei**, a species found in horses and other domestic animals in Africa **T. guyanen'se**, a species causing a fatal disease of cattle in French Guiana and Venezuela **T. hip'picum**, the species causing a disease of horses and mules known in Panama as murrinans de caderas and as derrengadera de caderas **T. hom'inis.** Same as *T. gambiense*. **T. inopina'tum**, a species parasitic in the frog and transmitted by a leech, *Helobdella algira*. **T. lew'isi**, a species found in the blood of the rat, and transmitted by a second host, the rat flea, *Ceratophyllus fasciatus*. **T. lu'is**, a protozoan resembling *Spirochæta pal'lida*, found in syphilitic lesions **T. macroca'num.** Same as *T. evansi*. **T. metacyclique**, a small and immature form of T. granulosum. **T. montgomery.** Same as *T. congolense*. **T. na'num**, a species causing disease in cattle along the White Nile, probably the same as *T. congolense* **T. nigerien'se**, the form which causes sleeping sickness in Nigeria. It is transmitted by *Glossina tachinoides* and is probably the same as *T. gambiense*. **T. noc'tuæ**, a species found in the blood of the little owl, being disseminated by the gnat, *Culex pipiens*. **T. pecau'di**, a species said to cause the disease baleri. See *baleri*. **T. rhodesien'se**, a species found in the antelope in Nyassaland in South Africa It may be transmitted to man by the bite of *Glossina morsitans* and *G. palpalis*. It causes a form of sleeping-sickness (kaodzera). **T. rotato'rium**, the type species of the genus, and found in the blood of several species of frogs. **T. rouge'ti.** Same as *T. equiperdum* **T. san'guinis**, a species discovered by David Gruby in 1843. **T. soudanen'se**, a species found in camels which causes tahaga. **T. thei'leri**, a species found in cattle affected with the disease galziekte. **T. triato'mæ**, a form very similar to *T. cruzi*. **T. uganden'se.** Same as *T. gambiense*. **T. unifor'me.** Same as *T vivax* **T. venezuelen'se**, a species causing a disease of horses in Venezuela called "peste-boba" or desrangardera. **T. vivax**, a species causing souma in cattle, sheep, and goats throughout tropical Africa. Other species are: *T. annamen'se*, found in horses in Annam and Tonkin. *T. a'vium*, found in the wood owl. *T. blanchar'di*, found in the dormouse. *T christopher'si*, found in a tick. *T. crice'ti*, found in the hamster. *T. cu'licis*, found in the mosquito. *T. damo'niæ*, found in an Asiatic tortoise (Damonia reversi). *T. elephan'ti*, found in the elephant. *T. gra'vi*, found in Glossina palpalis. *T. pad'dæ*, found in the Java sparrow. *T. pitkon'is*, found in the boa. *T. togolen'se*, found in horses in Togoland. *T. tul'lochi*, found in Glossina palpalis.

trypanosomal (tri-pan-o-so'mal). Pertaining to

trypanosomatic (tri-pan-o-so-mat'ik). Pertaining to or caused by trypanosomes.

trypanosomatosis (tri-pan"o-so-mat-o'sis). Trypanosomiasis.

trypanosome (tri-pan'o-sōm). Any individual of the genus *Trypanosoma.*

trypanosomiasis (tri-pan"o-so-mi'as-is). The diseased condition caused by the presence in the body of a parasite of the genus *Trypanosoma.* It is marked by fever, anemia, and erythema **African t.,** Congo trypanosomiasis. **American t., Brazilian t.** See *Chagas's disease,* under *disease.* **Congo t.,** a disease due to invasion with *Trypanosoma gambiense,* and common among the negroes in tropical Africa. The parasite is conveyed by the bite of the fly *Glossina palpalis* and *G. fusipes* The early stage of the disease (known as trypanosome fever) is ushered in by fever, chills, headache, and vomiting. There are then alternating periods of fever and apyrexia lasting for several months. This is followed by pains in the extremities, enlargement of the lymph-glands, and anemia Later the central nervous system becomes involved, producing *sleeping-sickness,* when the patients become depressed, tremulous, lethargic, and somnolent, until finally they sleep all the time, become emaciated, and eventually die. The disease may last for years, but is always fatal after the nervous system has become involved. Sleeping sickness is also known as *African lethargy, nelavan, negro lethargy,* and *narcolepsy* **Cruz t.,** Chagas's disease. **Rhodesian t.** See *kaodzera.* **South American t.,** Chagas's disease.

trypanosomic (tri-pan-o-so'mik). Pertaining to or infected with trypanosomes.

trypanosomicide (tri-pan-o-so'mi-sīd) [*trypanosome* + L. *cæ'dere,* to kill]. Destructive to trypanosomes.

trypanosomid, trypanosomide (tri-pan'o-somid) A skin eruption occurring in trypanosomiasis.

Trypanosomonas (tri-pan"o-so-mo'nas). Trypanosoma.

trypanotoxyl (tri-pan-o-tok'sil) A substance produced by mixing an emulsion of liver with a solution of atoxyl. It is directly toxic to trypanosomes.

Trypanozoön (tri-pan-o-zo'on). Trypanosoma.

trypanroth (tri'pan-roth). An acid, azo dye used as a vital stain and as a trypanocidal agent It is $(SO_2\,ONa)_2C_{10}H_4(NH_2).N.N.C_6H_4\,C_6H_3(SO_2\,ONa).N{\cdot}N.C_{10}H_4(SO_2ONa)_2\,NH_2$.

tryparosan (tri-par'o-san). A preparation formed by introducing a halogen radical (*e. g.,* chlorin) into the parafuchsin molecule: used by injection in trypanosomiasis

tryparsamid (tri-par'sam-id). A colorless, odorless, crystalline powder which contains 24 6 per cent of arsenic in organic combination. It is the sodium salt of normal phenyl-glycinamid-para-arsonic acid, $NH_2.CO.CH_2\,NH.C\,H_5\,AsO(OH)ONH$, and is used in the treatment of sleeping-sickness and of neurosyphilis in doses of 8–50 gr. (0.5–3 gm.).

trypasafrol (tri-pas-af'rol) One of the safranin group of anilin dyes: believed to be useful in trypanosomiasis.

trypesis (trip'e-sis) [Gr. *τρύπησις*]. Trephination.

Trypocastellanelleæ (tri"po-kas-tel-yan-el'e-e). A type of trypanosomes embracing the genera *Castellanella, Schizotrypanum,* and *Duttonella.*

trypochete (tri'po-kēt). A name given to *Dohle's inclusion bodies.* See under *body.*

trypsalin (trip'sal-in) [Gr. *τρῖψις* a rubbing]. A proprietary digestant remedy.

trypsase (trip'sās). Trypsin considered as an enzyme or non-organized ferment.

trypsin (trip'sin) [Gr. *τρῖψις* a rubbing]. The main proteolytic ferment of the pancreatic secretion, discovered by Willy Kühne in 1874. It changes proteins into peptones. The steps of the change consist of the splitting of the protein into hemi-albumose and antialbumose, the latter of which is converted into antipeptone and the former changed into hemipeptone, which is finally split up into putrefactive matters, such as leucin and tyrosin. Trypsin has been used therapeutically. Dose, 5–10 gr. (0.333–0.666 gm.).

trypsinized (trip'sin-īzd). Having its antitryptic power abolished: said of blood-serum which has been allowed to stand stagnant upon disintegrated leukocytes.

trypsinogen (trip-sin'o-jen) [*trypsin* + Gr. *γενᾶν* to produce]. The zymogen occurring in the pancreas, from which trypsin is formed by splitting up during the secretion of the pancreatic juice into trypsin and a protein substance.

trypsogen (trip'so-jen). 1. Same as *trypsinogen.* 2. A tablet made from the enzyme of the islands of Langerhans with the tryptic and amylolytic ferments of the pancreas and $\frac{1}{100}$ gr. of gold bromid and $\frac{1}{200}$ gr. of arsenic bromid in each tablet. Used in diabetes and glycosuria and in neurasthenic conditions. Dose, 1–3 tablets.

tryptase (trip'tās). One of a class of enzymes which split native proteins to peptids in neutral or near neutral solutions.

tryptic (trip'tik) [Gr. *τρῖψις* a rubbing]. Relating to or produced by trypsin.

tryptogen (trip'to-jen). A combination of digestive ferments with gold and arsenic bromids used in diabetes.

tryptolysis (trip-tol'is-is) [*tryptone* + Gr. *λύσις* dissolution]. The splitting up of tryptone

tryptolytic (trip-to-lit'ik) Splitting up tryptone; pertaining to the proteolytic properties of trypsin.

tryptone (trip'tōn). Any peptone produced by the digestion of albuminates by trypsin.

tryptonemia (trip-tō-ne'me-ah) [*tryptone* + Gr. *αἷμα* blood]. The presence of tryptones in the blood.

tryptophan (trip'to-fān). An amino-acid, $C_8H_6N\,CH_2.CH.NH_2COOH$, or indol aminopropionic acid, existing in proteins, from which it is set free by tryptic digestion. It is a chromogen giving a violet color with bromin and chlorin. Called also *proteinochromogen.* **t. test.** See under *test.*

T. S. An abbreviation for *test-solution.*

tsetse (tset'se). An African fly of the genus *Glossi'na.* See *Glossina.* **t.-fly disease,** trypanosomiasis.

Tsuga (tsu'gah). A genus of coniferous trees. *T. canaden'sis* affords Canada pitch.

tsutsugamushi disease. See under *disease.*

T. U. An abbreviation for *toxic unit.*

tua-tua (tu"ah-tu'ah). A plant, *Jat'ropha gossypifo'lia,* of South America and Africa, which is used in leprosy.

tub (tub). To treat by means of the cold bath.

tuba (tu'bah), L.; pl *tu'bæ.* Latin for tube. **t. acus'tica, t. auditi'va** [B N A], the eustachian tube **t. eustachia'na, t. eusta'chii,** the eustachian tube **t. fallopia'na,** the fallopian tube. **t. uteri'na** [B N A], the fallopian tube.

tubage (tu'bāj) Intubation; the introduction of a tube into a cavity or canal.

tubal (tu'bal). Pertaining to a tube, as the fallopian tube or the eustachian tube.

tubarsyl (tu-bar'sil) A preparation of sodium amidophenylarsenate and old tuberculin: used in the treatment of tuberculosis

tubba, tubboe (tub'ah, tub'o). Yaws attacking the soles and palms.

tube (tūb) [L. *tuba, tubus*]. An elongated hollow cylindric organ or instrument. **air-t.,** any tubular passage of the respiratory apparatus.

auditory t., the eustachian tube. **auscultatory t.**, a tubular instrument used in testing the sense of hearing. **Bellini's t's**, the connecting tubes of the kidney. See *tubule, uriniferous*. **Bellocq's t.** See *Bellocq's cannula*, under *cannula* **Bochdalek's t's**, cecal cavities connected with the thyroglossal duct, together with which they usually disappear soon after birth. **Bouchut's t's**, a set of tubes for use in the intubation of the larynx. **Bowman's t's, corneal t's**, tubes formed artificially between the lamellæ of the cornea in the process of injection. **Buchner's t.**, the outer tube used in Buchner's method of anaerobic cultivation of microorganisms **Carrel t.**, a combination of small-bore rubber tubes for conveying the antiseptic solution in the Carrel treatment. **t.-casts.** See *cast*. **cerebromedullary t.**, a tube of the embryo, formed by the inverted epiblast, from which the cerebrospinal axis is developed; the neural canal **Chaussier's t.**, a trumpet-shaped tube for performing insufflation of the lungs. **collecting t's.** See *uriniferous tubules*, under *tubule* **Coolidge t.**, a vacuum tube for the generation of *x*-rays in which the cathode consists of a spiral filament of incandescent tungsten, and the anode (the target) of massive tungsten The hardness of the *x*-rays depends on the velocity with which the electrons emitted by the cathode strike the target. The velocity they acquire depends on the difference in potential between the cathode and the target With a million volts the *x*-rays would be about as hard as the gamma-rays of radium. **corneal t.**, a tube-like passage sometimes seen between the layers of the cornea. **Crookes's t.**, an exhausted vacuum-tube in which the rarefaction is carried to such a degree that molecular actions have free play: it is used in obtaining Roentgen rays See *Roentgen rays*. **Débove's t.**, a tube for lavage of the stomach, marked so as to show when it has reached that organ **Depaul's t.**, a tube for performing insufflation of the lungs **Dominici's t.**, a tube of silver for applying radium emanations which permits the passage of the β and γ rays only. **drainage-t.**, a tube used in surgery to facilitate the escape of fluids **Durham's t.**, a jointed tracheotomy tube **Esmarch's t's**, tubes used in making roll-cultures of bacteria. **esophageal t.**, a soft, flexible tube for lavage of the stomach and forcible feeding. **eustachian t.**, the passage from the nasopharynx to the tympanum. It is from 1½ to 2 inches long, and is made up of a bony part, situated in the temporal bone, and a cartilaginous part, ending in the pharynx. Its purpose is to equalize the air-pressure within the tympanum with that of the external air. **fallopian t.** See *oviduct*. **feeding t.**, a tube for introducing food into the stomach. **fermentation t.**, a U-shaped tube with one arm closed for determining gas production by bacteria **Ferrein's t's**, the convoluted uriniferous tubules **fusion t's**, a pair of tubes used in observing and cultivating the power of fusion in eyes affected with heterophoria. **Geissler's t.**, a tube containing a highly rarefied gas. **granulation-t.**, a laryngeal intubation tube with a large head which covers any granulations that may have been formed about the wound. **Guisez's t.**, a self-retaining rubber tube for use in cancer of the esophagus. **Henle's looped t's.** See *uriniferous tubules*, under *tubule*. **Hittorf t.**, Crookes's tube. **intubation t., tracheotomy t.**, a breathing tube introduced after tracheotomy or laryngotomy. **Keidel t.**, a 5 c.c. bulb or ampule to which a hypodermic needle is attached by means of a rubber tube The bulb is evacuated, the whole is sterilized and used for obtaining blood aseptically from a vein. **Kelly's t's**, the proctoscope and sigmoidscope. **Killian's t's**, tubes for use in removing foreign bodies from the trachea and esophagus. **Kimpton-Brown t.**, a tube for performing indirect transfusion of blood. It is a cylindrical tube terminating in a fine pipet at the lower end and having near the upper end an arm for the attachment of a simple ball hand-pump. The inside of the tube is coated with paraffin to prevent the blood from coagulating. **Kobelt's t's**, the remains of the tubules of the wolffian body in the paroophoron. **Leiter's t's**, flexible tubes of metal to be coiled about some part of the body. cold water is passed through them so as to reduce the temperature. **Martin's t.**, a drainage-tube with a cross-piece near the end to retain the tube in place. **medullary t.** Same as *neural t.* **Mett's t's**, small glass tubes filled with coagulated egg-white for testing peptic activity. **Miescher's t's.** See *Miescher's tubules*, under *tubule*. **Momburg's t.** See *Momburg's belt*, under *belt*. **Neuber's t's**, drainage-tubes of bone. **neural t.**, the epithelial tube developed from the neural plate and forming the central nervous system of the embryo; called also *medullary t.* **O'Beirne's t.**, a long, flexible tube for injecting fluids into the sigmoid flexure. **O'Dwyer's t.**, an intubation tube. **otopharyngeal t.**, the eustachian tube. **ovarian t's.** 1 Tube-like groups of immature ova embedded in the stroma of the ovary. Called also *Pfluger's t's* 2 Ingrowths of the germ-epithelium of the wolffian bodies; from them is developed the cortex of the ovaries. **Paul-Mixter t.**, a large calibered, flanged drainage-tube of glass used for temporary intestinal anastomosis. **Pflüger's t's.** 1 The ovarian tubes 2. The salivary tubes **Rainey's t's.** See *Meischer's tubules*, under *tubule* **Rehfuss's t.** See *Rehfuss's test*, under *tests* **Ruysch's t.**, a very small tubular opening on the nasal septum, just below and before the nasopalatine foramen it is a relic of the fetal Jacobson's organ. **safety-t.**, a small portion of the upper end of the eustachian tube, which, being slightly open, permits a recoil of air from the tympanum when the drum-membrane is suddenly driven in, thus equalizing the pressure in the tympanic cavity from the pharynx **salivary t's**, the interlobular ducts of the salivary glands. **Schachowa's spiral t.** See *uriniferous tubules*, under *tubule*. **Southey's t's**, cannulas of small caliber pushed by means of a trochar into the tissues to drain them. **sputum t.**, a graduated capillary tube for containing sputum to be rotated in the centrifuge. **stomach-t.**, a tube for feeding or for washing out the stomach **tampon-t.**, a piece of stout rubber tubing wound with iodoform gauze. It is used in plugging the rectum to control oozing, and at the same time allow the escape of gas. **test-t.** See *test-tube*. **tracheotomy t.**, a curved tube to be inserted into the trachea through the opening made in tracheotomy. **uterine t.**, the fallopian tube **vacuum-t.**, a glass tube from which the air has been exhausted See *Crookes's t.* and *Geissler's t* **Voltolini's t.**, a tube for keeping open an incision in the tympanic membrane. **West t.** See *West tube method*, under *method*.

tubectomy (tu-bek'to-me). Excision of a portion of the fallopian tube.

tuber (tu'ber), pl. *tu'bera* [L.]. An enlargement, knot, or swelling. **t. annula're**, the pons. **t. ante'rius.** Same as *t. cinereum*. **t. calca'nei** [B N A], the tuberosity of the heel. **t. cine'reum** [B N A], an eminence of gray substance on the floor of the third ventricle, back of the optic tract. It is believed to be the location of the center for controlling body-heat. **t. cochlea**, the promontory of the tympanum. **dorsal t.**, the most posterior of the segments of the inferior vermis. Called also *t. posti'cum*. **eustachian t.**, a tuber on the wall of the labyrinth of the tympanum below the fenestra ovalis **frontal t.**, the frontal eminence. **t. is'chii**, the tuberosity of the ischium. **t. maxilla're** [B N A], the tuberosity of the superior maxillary bone. **t. omen-**

ta'le [B N A], a prominence on the under surface of the left lobe of the liver, and also one on the middle of the pancreas, which project against the lesser omentum. **parietal t.**, the parietal eminence of the parietal bone. **t. posti'cum.** See *dorsal t.* **t. ra'dii,** bicipital tuberosity. **t. val'vulæ.** Same as *t. ver'mis.* **t. ver'mis** [B N A], the posterior portion of the inferior vermis of the cerebellum. **t. zygomat'icum,** a small prominence near the origin of the zygomatic process of the temporal bone.

tuberal (tu'ber-al). A solution of the extract of tubercle bacilli, given internally in tuberculosis.

tubercle (tu'ber-kl) [L. *tuber'culum*]. 1. A nodule or small eminence; especially a solid elevation of the skin, larger in size than a papule. 2. A rough, rounded eminence on a bone. 3. Any mass of small, rounded nodules produced by the mycobacterium of tuberculosis. It is the characteristic lesion of tuberculosis, and consists of a translucent mass, gray in color, made up of small spheric cells which contain giant-cells and are surrounded by a layer of spindle-shaped connective-tissue cells known as *epitheloid cells.* Called also *miliary t.* and *gray t.* Tubercle sometimes has the form of a yellowish mass of cheesy matter, which is believed to be a degenerated form of the typical tubercle This is known as *yellow t.* and *crude t.* **acoustic t.** See *tuberculum acusticum.* **adductor t.,** an eminence on the femur which gives attachment to the tendon of the adductor magnus. **amygdaloid t.,** a nodule on the roof of the descending cornu of the lateral ventricle. **anatomic t.** See *verruca necrogenica.* **anterior t.,** a tubercle situated at the front part of the extremity of the transverse process of certain vertebræ. **Babes's t's,** cellular aggregations in the medulla oblongata and the spinal ganglia in cases of rabies, and thought to be the characteristic lesions of the disease. **t. bacillus.** See *Mycobacterium tuberculosis.* **Carabelli t.,** a small tubercle occasionally seen on the lingual surface of a molar tooth. **carotid t., Chassaignac's t.,** a nodule on the transverse process of the sixth cervical vertebra. **cervical t's,** two small eminences on the femur, a *superior* on the upper and anterior part of the neck at its junction with the great trochanter, and an *inferior* at the junction with the lesser trochanter. **condyloid t.,** a tubercle on the mandibular condyle for attachment of the external lateral ligament. **conglomerate t.,** a mass made up of many fused tubercles. **conoid t.,** a tubercle on the clavicle for the attachment of the conoid ligament. **crude t.** See *tubercle* (2d def.). **darwinian t.,** an eminence sometimes found on the edge of the helix, and conjectured by some to be a relic of a simioid ancestry Called also *darwinian point, process,* or *tip.* **deltoid t.** 1. A prominence on the clavicle for the attachment of the deltoid muscle. 2. Same as *crest. deltoid.* **dissection t.** See *verruca necrogenica.* **Farre's t's,** masses beneath the capsule of the liver, felt on palpation in certain cases of hepatic cancer. **fibrous t.,** a tubercle of bacillary origin which contains connective-tissue elements. **genial t.,** a nodule on either side of the middle line, on the inner surface of the lower jaw bone **genital t.,** an eminence of fetal life in front of the cloaca: it becomes the penis or the clitoris. **Gerdy's t.,** the elevation on the tibia to which the tibialis anticus muscle is attached at its proximal end. **gray t.** 1. See *tubercle* (3d def.). 2. The tubercle of Rolando. **hippocampal t.,** an expansion of the hippocampus at its lower end, separating the fimbria from the fascia dentata. **His's t.,** a tubercle on the postero-inferior part of the pinna. **infraglenoid t.,** a tubercle on the axillary border of the scapula below the glenoid cavity giving attachment to the long head of the triceps muscle. **intervenous t.** Same as *Lower's t.* **intravascular t.,** a tubercle in the intima of a blood-vessel. **jugular t.,** an elevation on the under surface of the occipital bone on either side of the foramen magnum. **labial t.,** the slight prominence on the edge of the center of the upper lip. **lacrimal t.,** a node on the superior maxillary bone where the lacrimal groove reaches the orbital surface. **laminated t.,** the nodule of the cerebellum. **Lisfranc's t.,** a tubercle for the scalenus anticus muscle on the first rib. Called also *scalene t.* **Lower's t.,** an eminence within the right auricle of the heart, between the orifices of the venæ cavæ. **lymphoid t.,** a miliary tubercle consisting of lymphoid cells. **mental t.,** a small prominence on the lower border of the mandible when it bends backward. **miliary t.** See *tubercle* (3d def.). **Montgomery's t's,** the enlarged sebaceous glands of the areola of the mamma as they are seen in late pregnancy and during lactation. **Morgagni's t., olfactory t.,** the olfactory bulb. See *bulb.* **Neuber's t's,** drainage-tubes made of bone. **nuchal t.,** the prominence formed by the spinous process of the seventh cervical vertebra. **obturator t.,** either of two prominences on the margin of the pubic portion of the obturator foramen. **painful t.,** a tender and painful tubercle situated in the subcutaneous tissue about the joints and produced by the enlargement of the end of a sensory nerve **papillary t.,** a projection of the spigelian lobe of the liver into the portal fissure **pathological t.,** dissection tubercle. **pharyngeal t.,** an eminence on the basilar process of the occipital bone for the attachment of the superior constrictor of the pharynx. **plantar t.,** a prominence at the base of the metatarsal bone of the great toe to which is attached the tendon of the peroneus longus muscle. **posterior t.,** a tubercle on the posterior extremity of the lumbar and some of the thoracic vertebræ. **postmortem t.** See *verruca necrogenica.* **pterygoid t.,** a boss on the inner surface of the lower jaw bone; it attaches the internal pterygoid muscle. **rabic t's,** collections of round cells about the nerve-cells in rabies. **resorption t.,** a miliary tubercle in a lymph-vessel near another miliary tubercle. **t. of Rolando,** a rounded, gray mass under the surface of the lateral columns of the medulla oblongata It is formed by the expansion of the caput cornu posterioris. **t. of Santorini,** the corniculum laryngis. **scalene t.** Same as *Lisfranc's t.* **supraglenoid t.,** a rough area just over the glenoid cavity of the scapula to which is attached the large head of the biceps muscle. **t. of the tibia,** an eminence upon the upper anterior surface of the tibia, to which the ligamentum patellæ is attached. **t. of the ulna,** a rough surface at the base of the coronoid process of the ulna, to which the brachialis anticus muscle is attached. **t's of a vertebra,** elevations (a *superior,* an *inferior,* and an *external*) upon the transverse process of the last dorsal vertebra, and represented on the lumbar vertebræ by more or less rudimentary structures. **yellow t.** See *tubercle* (3d def.). **zygomatic t., t. of the zygoma,** an elevation on the anterior root of the zygoma, to which is attached the external lateral ligament of the inferior maxilla.

tubercula (tu-ber'ku-lah). Plural of *tuberculum.* **t. den'tis** [B N A], the cusps of the crown of a molar or premolar tooth. **t. doloro'sa.** See *painful tubercle,* under *tubercle.*

tubercular (tu-ber'ku-lar). Of, or pertaining to, or resembling tubercles or nodules; less correctly, the same as tuberculous.

tuberculase (tu-ber'ku-lās). An extract of tubercle germs used for protective inoculation against tuberculosis.

tuberculated (tu-ber'ku-la-ted). Covered with tubercles; affected with tubercle.

tuberculation (tu-ber-ku-la'shun). The development of tubercles; the becoming affected with tubercles.

tuberculid, tuberculide (tu-ber'ku-lid, -līd). Any skin lesions of a tuberculous nature.

tuberculigenous (tu-ber-ku-lig'in-us) [*tubercle* + Gr. *γεννᾶν* to produce]. Causing tuberculosis.

tuberculin (tu-ber'ku-lin). A therapeutic and diagnostic preparation from cultures of the mycobacterium of tuberculosis; it is of various forms or modifications. Tuberculin is injected hypodermically for the treatment of tuberculosis, and also as a test for the existence of tuberculosis, patients affected with tuberculosis reacting differently from those who are free from it. See *tuberculin test*, under *tests*. **A.F.** See *albumose-free t.* and *old t.* **OT.** See *old t.* **PTO.** See *Spengler's t.* **TA** is obtained from tubercle bacilli by extracting with $\frac{1}{10}$ normal soda solution much the same as the original tuberculin. **TAF.**, albumose-free tuberculin. **TBE.** See *bacillen emulsion t.* **TC** (*i. e., tuberculin, contagious*), von Behring's name for tuberculin which is said to be taken up by the cells of the body and there transformed into an integral part of those cells; in this form it is called *TX*. **T. F.** See *t. filtrate.* **TO.** See *new t.* **TR.** See *new t.* **BE.** See *bacillen emulsion t.* **BF.** See *t. bouillon filtrate.* **albumose-free t.**, tuberculin free from albumose, used for the subcutaneous tuberculin test. **alkaline t.** See *TA*. **autogenous t.** See *autotuberculin*. **bacillen emulsion t.**, tubercle cultures are dried, ground, and suspended (1 gm) in equal parts of water and glycerol (200 c.c.). It differs from new tuberculin in that the germs are not washed nor is the supernatant fluid (TO) from the first centrifugalization discarded. Called also *BE*. **v. Behring's t.** 1. Same as *tuberculase*. 2. Same as *tulase*. **Beraneck's t.**, tubercle cultures grown on a non-peptonized, 5 per cent. glycerin bouillon are filtered and the germs are extracted in 1 per cent. orthophosphoric acid by long-continued shaking. This extract (basiotoxin) is mixed with an equal volume of the filtrate (acidotoxin) for use. **t. bouillon filtrate**, the clear glycerin bouillon in which tubercle cultures have been grown and from which they have been filtered out It is not heated nor concentrated Called also *Denys's tuberculin* and *BF*. **Buchner's t.** Same as *tuberculoplasmin*. **Calmette's t.**, purified tuberculin, prepared by precipitating old tuberculin with alcohol, washing, dissolving in water, and filtering· used in Calmette's ophthalmoreaction. Called also *t. precipitation* and *TP*. **defatted t.** See *Dreyer's vaccine*, under *vaccine*. **Denys's t.** See *t. bouillon filtrate*. **diagnostic t.**, a tuberculin prepared from selected stock cultures of old tuberculin by partial concentration and addition of bovine tuberculin; called also *Moro's t.* **diaphyte t.** See *Dreyer's vaccine*, under *vaccine*. **Dixon's t.**, a tuberculin prepared by treating living tubercle cultures with ether and extracting in salt solution **Dreyer's t.** See *Dreyer's vaccine*, under *vaccine*. **t. filtrate**, a tuberculin preparation made by precipitating and filtering the dissolved precipitate separately. Called also *T. F.* **Hirschfelder's t.** Same as *oxytuberculin*. **Klebs' t.** 1. Tuberculocidin. 2. Antiphthisin. 3. Selenin. **Klemperer's t.**, a tuberculin prepared from cultures of bovine tuberculosis. **Koch's t.** See *new t.*, *old t.* **Landmann's t.** Same as *tuberculol*. **Maragliano's t.**, a tuberculin containing all the extracts of the tubercle bacillus that are soluble in water. **Maréchal's t.**, a mixture of old tuberculin and guaiacol **Moro's t.** See *diagnostic t.* **new t.**, a suspension of the fragments of tubercle germs, freed from all soluble materials. Virulent cultures are washed, thoroughly dried, and then ground in a ball mill until no intact germs remain. They are then taken up in water and centrifugalized; the supernatant liquid, called Tuberculin Oberes (TO) is discarded and the residue is again dried, ground, taken up in water, and centrifugalized. This supernatant liquid is the new tuberculin, and the residue, again ground and taken up in water, is added to it. This is repeated until there is no residue left. These mixed supernatant fluids form an opalescent colloid suspension. Twenty per cent. of glycerol is added as a preservative. It is known as Tuberculin Residue (Ruckstand) and is abbreviated to TR. **old t.**, the concentrated germ-free culture-medium (glycerin bouillon) in which tubercle cultures have grown. The cultures are sterilized by heat and concentrated by evaporation to one-tenth their original volume. The germs are filtered out and the filtrate is used. It is a clear brown stable liquid with a characteristic odor. **perlsucht t.** See *Spengler's t.* **purified t.** See *Calmette's t.* **residual t., t. residue**, the sediment left after centrifuging an aqueous extract of triturated tubercle bacilli. **Rosenbach's t.**, tuberculin prepared from cultures which have been infected with *Trichophyton holosericum album*, which reduces the toxicity of the tubercle bacilli. **von Ruck's watery extract t.**, tubercle cultures are concentrated in vacuo at 55° C. to one-tenth volume and filtered. The filtrate is precipitated with an acid solution of sodium bismuth iodid. Filter, neutralize the filtrate, and filter again Precipitate the filtrate with enough absolute alcohol to make 90 per cent. alcohol, filter, and make a 1 per cent. aqueous solution of the dry precipitate. **Selter's t.** Same as *vital t.* **Spengler's t.** 1. A preparation from the bacilli of bovine tuberculosis 2. See *Spengler's immune bodies*, under *body*. **t. test.** See *tests*. **Thamm's t.**, tuberculo-albumin. **vacuum t.**, old tuberculin reduced in a vacuum to much less than its original volume **Vaudremer's t.**, tuberculin prepared by macerating it in the ground up mycelia of *Aspergillus fumigatus*, which renders the tuberculin nearly free from toxicity. **vital t.**, a tuberculin prepared by triturating moist attenuated human tubercle bacilli; the preparation contains a few living tubercle bacilli of very slight virulence

tuberculination (tu-ber-ku-lin-a'shun). Tuberculinization.

tuberculinization (tu-ber-ku-lin-iz-a'shun). Treatment by use of tuberculin or the application of the tuberculin test.

tuberculinose (tu-ber'ku-lin-ōs). A modified form of tuberculin.

tuberculinum (tu-ber-ku-li'num). Tuberculin. **t. pu'rum.** See *endotin*.

tuberculitis (tu''ber-ku-li'tis) [L *tuber'culum* + Gr. *-ιτις* inflammation]. Inflammation of or near a tubercle.

tuberculization (tu-ber''ku-liz-a'shun). 1. Treatment with tuberculin or its modifications. 2. The formation of or conversion into tubercle.

tuberculize (tu-ber'ku-līz). To infect with tuberculosis or to treat with tuberculin.

tuberculo-albumin (tu-ber''ku-lo-al-bu'min). A preparation very like tuberculase.

tuberculocele (tu-ber'ku-lo-sēl) [*tubercle* + Gr. *κήλη* tumor]. Tuberculous disease of the testicle.

tuberculocide (tu-ber'ku-lo-sīd). Destructive to tubercle bacilli.

tuberculocidin (tu-ber''ku-lo-si'din). An albumose derived from tuberculin by treating it with platinum chlorid. It is used like tuberculin, but is said to be free from the objectionable characters of the latter.

tuberculoderma (tu-ber''ku-lo-der'mah). A tuberculous swelling or node of the skin.

tuberculofibroid (tu-ber''ku-lo-fi'broid). Characterized by tubercle that has undergone a fibroid degeneration.

tuberculofibrosis (tu-ber''ku-lo-fi-bro'sis). Fibroid phthisis.

tuberculoid (tu-ber'ku-loid). Resembling tuberculosis.

tuberculoidin (tu-ber-ku-loi'din). A form of modified tuberculin cleared of its bacilli by treatment with alcohol.

tuberculol (tu-ber'ku-lol). A form of tuberculin free from secondary products, and containing culture fluid and bacterial cells.

tuberculoma (tu-ber-ku-lo'mah). A neoplasm caused by the bacillus of tuberculosis.

tuberculomania (tu-ber-ku-lo-ma'ne-ah) [*tuberculosis* + Gr. *μανία* madness]. A morbid belief that one is affected with tuberculosis.

tuberculomucin (tu-ber''ku-lo-mu'sin). A substance resembling mucin prepared from old glycerin-peptone-bouillon cultures of tubercle bacilli by periodically removing the scum of zooglea for a year used in tuberculosis of the skin and glands.

tuberculomyces (tu-ber-ku-lom'is-ēz) [*tuberculosis* + Gr. *μύκης* fungus]. A name for the group of bacteria including the *Mycobacterium tuberculosis* and similar bacteria

tuberculonastin (tu-ber''ku-lo-nas'tin). A fatty substance or lipoid derived from tubercle bacilli; said to produce immunity to tuberculosis when injected Cf *nastin*

tuberculo-opsonic (tu-ber''ku-lo-op-son'ik). Pertaining to the opsonin of tubercle bacilli.

tuberculophobia (tu-ber''ku-lo-fo'be-ah) [*tuberculosis* + Gr. *φόβος* fear]. Morbid dread of tuberculosis

tuberculoplasmin (tu-ber''ku-lo-plas'min). A filtered watery solution of the protoplasm of moist living tubercle germs, extracted by hydraulic pressure.

tuberculoprotein (tu-ber''ku-lo-pro'te-in). A protein obtained from tubercle bacilli. See *von Ruck's vaccine* under *vaccine*

tuberculosamin (tu-ber-ku-lo-sam'in). An amin occurring in tubercle bacilli.

tuberculosis (tu-ber-ku-lo'sis). An infectious disease caused by *Mycobacterium tuberculosis*, and characterized by the formation of tubercles in the tissues. These tubercles undergo caseous necrosis and tend to spread in all directions, more especially in the route of least resistance. Infection may also be disseminated throughout the body through the lymph- and blood-vessels. The degenerated tubercles break down, forming in the interior of the body cavities (vomicæ) filled with a purulent liquid and degenerated matters On a free surface it forms ulcers Frequently the spread of the tuberculous focus is prevented by the formation of a capsule of fibrous tissue (encapsulation), due to plastic inflammation. Usually, however, there is a secondary infection with various pyogenic microorganisms, as the staphylococci and streptococci, resulting in diffuse suppuration Various tissues and organs, as the lungs and the lymphatic system, are especially prone to infection, to a less extent the spleen, kidney, liver, intestines, and brain are liable to become infected. The muscular and fibrous tissues are more or less exempt. It is attended by symptoms due to the destruction it produces, and varying with the location of the infection. When not strictly localized, the general symptoms of septic infection are present, such as hectic fever, increasing emaciation, and night-sweats. **acute miliary t.**, general tuberculosis, an acute form of tuberculosis in which minute tubercles are formed in a number of organs of the body, due to dissemination of the bacilli throughout the body by the blood-stream It is attended by irregular fever and cerebral symptoms, three forms —typhoid, pulmonary, and meningeal—being recognized **anthracotic t.**, pneumoconiosis **attenuated t.**, tuberculosis characterized by gummy and caseous skin complications, with a tendency to cold abscess **avian t.**, tuberculosis in birds. See *chicken-t* **basal t.**, tuberculosis situated in the lower part of the affected lung **t. in the bones and joints,** produces strumous arthritis, or white swelling, and cold abscess. **bovine t.**, tuberculosis of cattle. **cerebral t.**, tuberculous meningitis. **cestodic t.**, a disease simulating tuberculosis, but due to excessive infestation with cestode parasites. **chicken-t., fowl-t.**, a variety of tuberculosis affecting chickens, ducks, etc., due to *Mycobacterium tuberculo'sis a'vium*, and producing tubercles made up principally of epithelioid cells. It may be communicated to animals and man. **t. conclama'ta,** unmistakable tuberculosis. **t. cu'tis,** tuberculosis of the skin. **disseminated t.**, acute miliary tuberculosis. **t. of the intestines** is marked by the formation of spreading ulcers, especially of the lymphoid tissue It is attended by diarrhea, and sometimes produces cicatricial stricture **t. of the kidney and bladder** is attended with hematuria and pyuria. **t. of the larynx** produces ulceration of the vocal cords and other parts of the larynx, and is attended by cough, dyspnea, hemoptysis, etc. **t. of the lungs,** or pulmonary phthisis, is marked by the development of cavities in the lungs, with bronchopneumonia or fibroid pneumonia. It is attended by dyspnea, cough, expectoration of purulent matter, and hemoptysis. These varieties are described as acute pulmonic phthisis, chronic ulcerative tuberculosis, and fibroid phthisis See *phthisis*. **t. of the lymphatic glands,** or scrofula, causes caseous suppuration of the glands, and is frequently associated with coryza, conjunctivitis, and eczema of the scalp. It occurs especially in children. **lymphoid t.**, tuberculosis in which the lesion shows an infiltration of embryonic cells **open t.**, any form of tuberculosis in which the bacilli are given off in the bodily excretions **t. of the serous membranes** involves the pleura, peritoneum-pericardium, and cerebral meninges, producing in, flammations of those structures Other organs and structures, as the skin, stomach, tongue, heart, liver, etc., may be affected with it **surgical t.**, tuberculosis of the bones, joints, or other parts which may be treated by surgical means. **t. verruco'sa,** cutaneous tuberculosis in the form of wart-like lesions The term includes verruca necrogenica and tuberculosis verrucosa cutis **t. verruco'sa cu'tis,** a disease of the skin characterized by warty growths and pustules and brownish patches. **zoögleic t.** See *pseudotuberculosis*.

tuberculotherapy (tu-ber''ku-lo-ther'ap-e) Treatment of tuberculous patients by feeding with the raw flesh of animals affected by tuberculosis.

tuberculotoxin (tu-ber''ku-lo-toks'in). Any toxin of the tubercle bacillus.

tuberculotoxoidin (tu-ber''ku-lo-toks-oi'din). A chemic preparation of tubercle bacilli used in treating incipient cases of tuberculosis

tuberculotrophic (tu-ber''ku-lo-trof'ik) [*tubercle* + Gr. *τρόπος* turning]. Combining chemically with the tubercle bacillus

tuberculous (tu-ber'ku-lus). Pertaining to or affected with tuberculosis; caused by the *Mycobacterium tuberculosis*.

tuberculum (tu-ber'ku-lum), pl. *tuber'cula* [L.]. A tubercle **t. acus'ticum** [B N A], a collection of nerve-cells behind the accessory auditory nucleus. **t. annula're,** the pons varolii **t. ante'rius.** 1. The anterior prominent extremity of the thalamus Called also *corpus album subrotundum*, one of the anterior pair of corpora quadrigemina 2. The conic eminence on the front of the anterior arch of the atlas. **t. arthrit'icum,** a gouty concretion in a joint **t. articula're** [B N A], eminentia articularis **t. auric'ulæ [darwin'i]** [B N A] See *darwinian tubercle*, under *tubercle*. **t. cine'reum [rolan'di]** [B N A] See *tubercle of Rolando*. **t. cornicula'tum [santori'ni]** [B N A], the corniculum laryngis. **t. cos'tæ** [B N A], the tubercle of a rib. **t. cunea'tum,** the bulbous end of the cuneate fasciculus in the medulla **t. cuneifor'me** [B N A], the cuneiform cartilage. **t.**

den'tis. Same as *tubercula dentis.* **t. doloro'sum.** Same as *painful tubercle.* See under *tubercle.* **t. ephip'pii,** the olivary body. **t. epiglot'ticum** [B N A], the cushion of the epiglottis. **t. genia'le,** genial tubercle **t. hypoglos'si,** trigonum hypoglossi. **t. im'par,** a small tubercle in the middle line on the floor of the pharynx of the embryo, between the ends of the mandibular and hyoid arches; it is the first rudiment of the tongue. **t. intercondyloi'deum** [B N A], the intercondyloid eminence. **t. interveno'sum** [B N A]. See *Lower's tubercle,* under *tubercle* **t. jugula're** [B N A], jugular tubercle. **t. labia'le,** labial tubercle. See *tubercle.* **t. low'eri.** See *Lower's tubercle,* under *tubercle* **t. ma'jus hu'meri** [B N A], the greater tuberosity of the humerus. **t. menta'le** [B N A] See *mental tubercle,* under *tubercle.* **tuber'cula milia'ria,** milium **t. mi'nus,** a tuberosity below the front of the head of the humerus, on which the subscapularis muscle is inserted **t. obturato'rium** [B N A], obturator tubercle **t. poste'rius,** the greater tuberosity of the humerus **t. pub'icum** [B N A], the spine of the os pubis **tuber'cula quadrigem'ina,** the corpora quadrigemina. **t. retroloba're,** a small tubercle on the lower and posterior part of the external ear. **t. seba'cea,** milium. **t. sel'læ** [B N A], olivary eminence. **t. sep'ti,** a tubercle or prominence on the upper anterior part of the nasal septum **t. supratrag'icum** [B N A], a small tubercle sometimes seen on the external ear, just above the tragus.

tubercument (tu-ber'ku-ment). A proprietary water-soluble derivative of tubercle bacilli used in the serum diagnosis of active tuberculosis.

tuberon (tu'ber-on) An oily ketone from the volatile oil of tuberose.

tuberose (tu'ber-ōs). Shaped like or resembling a tuber.

tuberositas (tu-ber-os'it-as) [L.] Tuberosity.

tuberosity (tu-ber-os'it-e) [L. *tubero'sitas*]. A broad eminence situated on a bone. **bicipital t.,** the tuberosity on the anterior inner surface of the neck of the radius, for the insertion of the tendon of the biceps muscle. **coracoid t.,** the impression on the clavicle for the coracoid ligament. **costal t.,** the impression on the clavicle for the attachment of the rhomboid ligament **cuboid t.,** an elevation on the external surface of the cuboid bone. **deltoid t.,** an eminence on the outer side of the shaft of the humerus for the attachment of the deltoid muscle. **t. of the femur,** either of two tuberosities (*internal* and *external*) above the condyles of the femur. **gluteal t.,** an elevation on the upper part of the shaft of the femur for the attachment of the gluteus maximus muscle. **t. of the humerus, greater,** a rough prominence below the outer part of the head of the humerus To it are attached the supraspinous, infraspinous, and teres minor muscles **t. of the humerus, lesser,** a tuberosity below the front of the head of the humerus, on which is inserted the subscapularis muscle. **iliac t.,** an eminence on the outer surface of the ala of the ilium for the attachment of the posterior sacro-iliac ligament **t. of the ischium,** a round knob projecting downward from the ischium. It forms the point of the ischium on which the body rests in sitting **malar t.,** the prominence of the malar bone **radial t.,** bicipital tuberosity. **t. of the tibia,** either of two tuberosities forming the sides of the head of the tibia.

tuberous (tu'ber-us) Same as *tuberose.*

tubiferous (tu-bif'er-us) [L. *tu'ber* + *fer're* to bear]. Having tubers, tuberous.

tubo-abdominal (tu''bo-ab-dom'in-al). Pertaining to the oviduct and the abdomen.

tubo-adnexopexy (tu''bo-ad-neks'o-peks-e). The operation of suturing in a fixed position the uterine adnexa.

tubocurarin (tu''bo-ku-ra'rin). Same as *paracurarin.*

tuboligamentous (tu''bo-lig-am-en'tus). Pertaining to an oviduct and a broad ligament.

tubolytin (tu-bol'it-in). A preparation of tuberculin made without the use of heat or any chemical reagent which might injure the active principle; it is much less toxic than tuberculin.

tubo-ovarial, tubo-ovarian (tu''bo-o-va're-al, tu''bo-o-va're-an). Of or pertaining to an oviduct and ovary.

tubo-ovariotomy (tu''bo-o-va-re-ot'o-me). Excision of the ovaries and oviducts.

tuboperitoneal (tu''bo-per-it-o-ne'al). Pertaining to an oviduct and the peritoneum.

tuborrhea (tu-bo-re'ah) [*tube* + Gr *ῥοιά* flowing]. A condition marked by a discharge from the eustachian tube

tubotympanal (tu-bo-tim'pan-al). Pertaining to the eustachian tube and the tympanum. See *canal.*

tubo-uterine (tu-bo-u'ter-īn). Pertaining to the oviduct and the uterus.

tubovaginal (tu-bo-vaj'in-al). Pertaining to an oviduct and the vagina.

tubular (tu'bu-lar) [L. *tubula'ris*] Shaped like a tube; of or pertaining to a tubule. **t. membrane,** the perineurium

tubulature (tu'bu-la-tūr) [L. *tu'ba* tube]. The tube of a receiver or retort.

tubule (tu'būl), pl *tu'buli* [L. *tu'bulus*]. Any small tube. **Albarran's t's,** small branching tubules in the cervical part of the prostate gland **collecting t.,** straight tube, any one of the tubules of the medulla of the kidney which, by their union, form the discharging tubules. See *kidney.* **conjunctival t's,** the curved canals which connect the collecting and discharging tubules with each other **connecting t.,** an arching tubule of the kidney connecting the convoluted tubule and collecting tubule **convoluted t.,** the coiled part of a uriniferous tubule. See *kidney* **dental t's, dentinal t's,** undulating tubules in the substance of the dentin **discharging t.,** any one of those renal tubules which open upon the papillæ of the calices See *kidney* **Ferrein's t's,** the tubules of the kidney which make up the pyramids of Ferrein. See *tube* **Henle's t.,** the straight parts of a uriniferous tubule forming Henle's loop. **irregular t., zigzag t.,** a portion of the cortical part of a uriniferous tubule. **Kobelt's t's,** the outer series of tubules in the parovarium; also a similar series in the male paradidymis. **Miescher's t's,** large elongated cysts in the muscles of subjects infested with sarcosporidia: the tubules contain the parasites. **Rainey's t.** Same as *Miescher's t's* **secondary convoluted t.,** a coiled tubule connecting an irregular tubule with a straight tubule in the kidney. **segmental t's,** the tubules of the wolffian body. **seminiferous t's,** the minute folded ducts which make up most of the substance of the testicle **spiral t.,** the coiled cortical portion of a uriniferous tubule. **straight t's,** the tubuli recti twelve to twenty tubules which make up the corpus highmorianum of the testicle **uniniferous t's,** the minute canals, made up of basement-membrane lined with epithelium, which form the substance of the kidneys. They begin in the cortex of the kidney as the *malpighian corpuscles,* continuing, they extend as tortuous canals (*first* or *proximal convoluted tubules*), then as spirals (*spiral tubules of Schachowa*) in the cortex, then down into the medulla and back again forming the *descending* and *ascending* limbs of *Henle's loop,* then as zigzag tubes in the cortex (*irregular* or *zigzag tubules*), then in coils (*secondary* or *distal convoluted tubules*), then joining by curved tubules (*conjunctional tubules*) with other curved tubules to form in the medulla the straight tubes (*straight* or *collecting tubes*) which join other

straight tubes to form the *discharging tubes* or *ducts of Bellini*, which open in papillæ in the calices of the pelvis of the kidney. See *kidney*. **uriniparous t's,** those of the cortical portion of the kidney. **vertical t.,** the inner set of tubules in the parovarium.

tubulization (tu-bu-liz-a'shun). Foramitti's method of treating injured nerves by isolating the nerve-stump in an absorbable cylinder which serves as a guide for new-growth.

tubulocyst (tu'bu-lo-sist). Any cystic dilatation of an obsolete canal or functionless duct.

tubulodermoid (tu''bu-lo-der'moid). A dermoid tumor due to the persistence of a fetal tube.

tubuloracemose (tu''bu-lo-ras'em-ōs). Both tubular and racemose, as, a *tubuloracemose* gland.

tubulosaccular (tu''bu-lo-sak'u-lar). Both tubular and saccular.

tubulous (tu'bu-lus). Containing tubules.

tubulus (tu'bu-lus) [L.]. A tubule.

tubus (tu'bus) [L.]. Tube.

Tuerck. See *Turck*.

Tuffier's operation, test (tef-e-az') Marin [Théodore *Tuffier*, surgeon in Paris, born 1857]. See *operation* and *tests*.

Tuffnell's diet, treatment (tuf'nelz) [Thomas Joliffe *Tuffnell*, English surgeon, 1819–1885]. See *diet, treatment*.

tuft, malpighian or **renal** (tuft). Same as *malpighian body*. See *body*.

tugging, tracheal (tug'ing). A pulling sensation in the trachea, due to aneurysm of the arch of the aorta.

tularemia (tu-lar-e'me-ah) [*Tulare* a district in California, where the disease was first described]. A disease of rodents, resembling plague, which may be transmitted to man It is caused by *Bacterium tularense* In man the disease takes the form of an undulant fever, lasting several weeks, with much malaise and depression, and is transmitted by the deer fly (*Chrysops discalis*), the stable fly (*Stomoxys calcitrans*), the squirrel flea (*Ceratophylis acutus*), and the bedbug (*Cimex lectularius*); from certain rodents which are naturally infected, such as the ground squirrels of California and Utah, as well as ordinary rabbits and jackrabbits The lymph-glands draining the bitten area become inflamed and swollen, they frequently suppurate so as to require incision The disease was originally given the names of *deer-fly fever, Pahvant Valley plague, rabbit fever*, and *alkali disease*.

tulase (tu'lās). Von Behring's fluid, used by him in the treatment of tuberculosis.

tulipin (tu'lip-in). A poisonous alkaloid from the garden tulip. a sialogogue and stimulant. Dose, $\frac{1}{60}$–$\frac{1}{20}$ gr. (0.001–0.003 gm.).

tulip-tree (tu'lip-tre). A forest tree of North America, *Lirioden'dron tulipif'era*. An aromatic stimulant, tonic, and antiperiodic. Dose of fluidextract, 10–40 min. (0.666–2.666 c.c.).

Tully's powder (tul'ēz) [William *Tully*, American physician, 1785–1859] See under *powder*.

tulose (tu'lōs). Same as *tulase*.

Tulpius's valve (tul'pe-us) [Nikolaas *Tulpius*, Dutch physician, 1593–1674]. See under *valve*.

tumbu fly (tum'boo). See *Cordylobia anthropophaga*

tumefacient (tu-me-fa'shent) [L. *tumefa'ciens*]. Tending to cause or causing a swelling.

tumefaction (tu-me-fak'shun) [L. *tumefac'tio*]. A swelling; the state of being swollen, or the act of swelling; puffiness; edema.

tumenol (tu'men-ol). A syrupy oil (*t. oil, t. sulphone*): used like ichthyol; also a powder (*t. powder, t. sulphonic acid*); both are of a bituminous origin. **commercial t.,** a brown-black, acid fluid from which tumenol oil and powder are prepared.

tumeur pileuse (too-mer'pe-luhz) [Fr.]. Hair ball.

tumid (tu'mid) [L. *tu'midus*]. Swollen or edematous.

tumor (tu'mor) [L., from *tu'mere* to swell]. 1. Swelling; morbid enlargement. 2. A neoplasm. A mass of new tissue which persists and grows independently of its surrounding structures, and which has no physiologic use Tumors are *innocent* or *malignant*. Malignant tumors tend to infiltrate the tissues; innocent tumors push the tissues aside, and are usually encapsulated; many malignant tumors tend to produce secondary growths in adjacent glands, and are disseminated throughout the body; they affect the general health, and usually, when removed, tend to recur. There are many theories regarding the origin of tumors. The *inclusion theory* holds that tumors are developed from embryonic cells which were produced in greater numbers than the fetus required, and remain gathered in a certain point until stimulated to growth and development by physiologic activity of the part or the application of irritation. Some tumors are believed to be hereditary. Irritation and injury are thought by many to be the active agents in originating tumors. Physiologic activity aids the development of some forms, and physiologic decline of others. **acute splenic t.,** a tumor resulting from acute splenitis. **adenoid t.** Same as *adenoma*. **adipose t.** Same as *lipoma*. **t. al'bus,** white swelling; tuberculosis of a bone or joint **t. al'bus pyo'genes,** a chronic inflammation of gunshot injuries of the bones and joints marked by great swelling of the capsule of the joint and surrounding soft parts which becomes converted into a gelatinous, edematous granulation tissue (A Tietze). **benign t.,** any tumor not likely to recur after removal, an innocent tumor. **blood-t.,** a hematoma, also an aneurysm **butyroid t.,** a collection of material in the mammary gland closely resembling butter. **cartilaginous t.,** an enchondroma **cavernous t.** Same as *cavernoma* **cellular t.,** a tumor made up chiefly of cells in a homogeneous stroma. **Cock's peculiar t.,** septic ulceration of a neglected sebaceous cyst of the scalp, simulating an epithelioma. **connective-tissue, t.** any tumor developed from some structure of the connective tissue, such as a lipoma, fibroma, glioma, chondroma, or sarcoma. **cystic t.,** one not solid, but more or less hollow. **dermoid t.,** a tumor which contains fatty cutaneous elements, and sometimes hair, nails, etc **desmoid t.,** a hard, fibrous tumor. **eiloid t.,** a skin tumor having the look of a coil of intestine. **embryoplastic t.,** one due to the growth of persistent embryo-cells. **encysted t.,** a tumor inclosed in a membranous sac. **epithelial t.,** a tumor containing epithelium; an organoid tumor **erectile t.,** one made up of erectile tissue **Ewing's t.,** a form of bone sarcoma which usually involves the shaft of long bones, widening the shaft by spreading the lamellæ apart. **false t.,** one due to extravasation, exudation, echinococcus, or retained sebaceous matter. **fatty t.** See *lipoma*. **fibrocellular t.** See *fibroma*. **fibroid t.** Same as *fibroma*. **fibroplastic t.,** a variety of spindle-celled sarcoma. **follicular t.,** a sebaceous cyst; a dilated sebaceous follicle. **fungating t.,** a tumor with exuberant granulation **glassblowers' t.,** tumor of the parotid gland occurring as an occupational disease in glass-blowers. **granulation t.,** a granuloma. **Grawitz's t's of the kidney,** hypernephroma; the tumors formerly known as adenomata of the kidney, but which Grawitz has shown to be an overgrowth of fetal inclusion in the midst of the kidney substance of particles of suprarenal glandular tissue. **Gubler's t.,** a tumor on the back of the wrist in cases of paralysis of the extensors of the hand. **gummy t.** Same as *gumma*. **het-**

erologous t., one made up of tissue which differs from that in which it grows. **histioid t.**, one which is formed of a single tissue resembling that of the surrounding parts. **homologous t.**, one whose absence resembles that of the surrounding parts. **hylic t.**, hyloma. **infiltrating t.**, a tumor which is not clearly marked off from the surrounding tissue. **innocent t.** See *benign t.* **ivory-like t.** Same as *osteoma eburneum.* **Krompecher's t.**, rodent ulcer. **Krukenberg's t.**, fibrosarcoma of the ovary which has undergone myxomatous degeneration; called also *fibrosarcoma mucocellulare carcinomatodes.* **lacteal t.**, a mammary abscess, or galactocele. **lepidic t.**, lepidoma. **malignant t.**, one which is likely to recur and eventually to destroy life. **margaroid t.**, a cholesteatoma. **migrated t., migratory t.**, a tumor that has become detached from its original location and fixed in some other place or lies free in a cavity. **mixed t.**, one which combines the characteristics of two or more classes of tumors. **mucous t.**, a myxoma. **muscular t.**, a myoma. **Nélaton's t.**, a dermoid tumor of the wall of the abdomen **oozing t.**, a rare disease, consisting of a large, flat tumor on one or both labia majora, divided with deep fissures, and discharging a large amount of acrid, offensive fluid. **organoid t.**, a tumor composed of complex tissues and resembling an organ, or viscus. **papillary t.**, a papilloma **pearl t.** See *cholesteatoma.* **pearly t.**, an epidemic cyst of the lymphatic glands which occurs along the sheath of the carotid, **phantom t.**, an abdominal swelling not due to a structural change, but to a neurosis; it is generally due to gaseous distention of the bowels **Pott's puffy t.**, a circumscribed edema of the scalp associated with osteomyelitis of the skull bones. **pseudo-intraligamentous t.**, a kind of ovarian tumor simulating intraligamentous tumors, but in reality adherent to the posterior surface of the broad ligament. **ranine t.**, ranula. **Rokitansky's t.**, a kind of dropsy of the graafian follicle, forming a small, pedunculated cyst, and giving the ovary the appearance of a bunch of grapes **sand-t.** Same as *psammoma.* **sebaceous t.**, a cyst formed by the retention of the secretions of a sebaceous gland. **splenic t.**, an enlarged spleen. **Steiner's t's.** See *Jeanselme's nodules*, under *nodule.* **teratoid t.** Same as *teratoma.* **transition t.**, one which recurs after removal and then shows malignant characters. **tridermic t.**, a dermoid cyst derived from the three embryonic layers. **true t.**, any tumor produced by proliferation. **varicose t.**, a swelling of purple color, composed of dilated veins **vascular t.** 1. An aneurysm. 2. An angioma. 3. A bleeding internal hemorrhoidal growth. **villous t.**, papilloma. **warty cicatricial t.**, a neoplasm which appears in a set of warty growths in parallel lines on the surface of a scar it often breaks down and becomes what is known as Marjolin's ulcer. **Wilms' t.**, embryoma of the kidney.

tumoraffin (tu-mor-af'in) [*tumor* + L. *affin'is* related] Having a special affinity for tumor cells; oncotropic.

tumorcidin (tu-mor'si-din). A serum derived from animals that have been treated with injections of gonad substances Used for the prevention of recurrence of malignant tumors after operation.

tumorous (tu'mor-us). Of the nature of a tumor.

tumultus (tu-mul'tus) [L.]. Excessive organic action or motility.

Tun'ga pen'etrans. See *chigger.*

tungiasis (tung-gi'as-is). Infestation of the skin with *Tunga penetrans.*

tungstate (tung'stāt). A salt of tungstic acid.

tungsten (tung'sten) [Swed. "heavy stone"]. A brittle metallic element; symbol, W (for *wolframium*); atomic weight, 184; specific gravity, 19.13. Calcium tungstate is employed in skiagraphy, and various tungsten compounds are used in chemistry as reagents.

tungstic acid (tung'stik). A compound, H_2WO_4.

tunic (tu'nik) [L. *tu'nica*]. An external lining membrane or coat. **Bichat's t.**, the intima of a blood-vessel. **Bruecke's t.** See *tunica nervea.* **Ruysch's t.**, the entochoroidea.

tunica (tu'nik-ah), pl. *tu'nicæ.* Latin for *tunic.* **t. abdomina'lis**, the aponeurosis of the abdominal muscles in certain quadrupeds, as the horse. **t. adna'ta**, that portion of the conjunctiva that comes in contact with the eyeball. **t. adventi'tia** [B N A], the outer coat of an artery. See *artery.* **t. albugin'ea** [B N A], the sclerotic coat of the eye (*t. albugin'ea oc'uli*); also the fibrous coat of a testis (*t. albugin'ea tes'tis*), or ovary (*t. albugin'ea ova'rii*), or spleen (*t. albugin'ea le'onis*). **t. conjuncti'va bul'bi**, the conjunctiva of the eyeball. **t. conjuncti'va palpebra'rum**, the conjunctiva of the lids. **t. dar'tos** [B N A]. See *dartos* **t. elas'tica**, the middle elastic coat of an artery. **t. ex'tima, in'tima, me'dia**, the outer, inner, and middle coats of an artery. See *artery.* **t. fibro'sa.** 1. A fibrous membrane. 2. The outer coat of the eye. **t. in'terna**, any internal coat. **t. me'dia**, the middle muscular coat of arteries and veins. **t. muco'sa** [B N A], a mucous membrane. **t. ner'vea of Bruecke**, the retinal layers, exclusive of the rod-and-cone layer, with its fibers and nuclei. **t. pro'pria.** 1. [B N A] The proper coat or layer of a part as distinguished from an investing membrane 2. The membrane constituting the membranous labyrinth of the ear. 3. The deeper layer of the corium consisting of a network of fibers containing nerves, blood-vessels, glands, and hair follicles. Called also *reticular layer* and *stratum reticulare.* See under *skin.* **t. ruyschia'na.** See *entochoroidea.* **t. sero'sa**, a serous membrane. **t. submuco'sa**, a submucous layer, as of the intestines. **t. vagina'lis**, the serous covering of the testis, formed by a portion of the peritoneum which descends with the testicle and afterward forms a closed pouch investing the testicle. See *testicle.* **t. vasculo'sa.** 1. Same as *mesochoroidea.* 2. The vascular coat of the testis on the inner side of the tunica albuginea. See *testicle.* **t. vasculo'sa len'tis**, the vascular envelop which incloses and nourishes the developing lens of the fetus. It consists of the *pupillary membrane* in the region of the pupil; the *capsulopupillary membrane* around the edge of the lens; and the *capsular membrane* at the back of the lens. **t. vasculo'sa oc'uli** [B N A], the middle or vascular coat of the eye, composed of the choroid, iris, and ciliary body.

tunicary (tu'nik-a-re) Pertaining to or possessing a tunic or enveloping membrane.

Tunicata (tu-nik-a'tah). A class of small animals with a sac-like body and a leathery tunic. They are intermediate between the invertebrates and true vertebrates.

tunicin (tu'nis-in). A substance resembling cellulose, derivable from certain of the lowest vertebrates, such as the tunicates or ascidians; animal cellulose.

tunnel, Corti's (tun'el). The canal of Corti; the canal formed by the conjoined arches of Corti and the basilar membrane. See *ear.*

tunnel-anemia. Same as *ankylostomiasis.*

tunnel-disease. Same as *caisson-disease.* See *disease.*

tuntun (tun'tun). Ankylostomiasis.

tupelo, tupola (tu'pel-o, tu'po-lah). The tree *Nyssa uniflo'ra*, of the southern United States; also any tree or species of the genus *Nyssa.* From the spongy wood of the root surgeons' tents are prepared.

turacin (tu'ras-in). A red or crimson pigment from the feathers of the turakoo (*Tu'racus*), a bird of Africa. It contains over 5 per cent. of copper.

turaco-porphyrin (tu"rak-o-por'fir-in). A derivative from turacin nearly identical with hematoporphyrin

Turbellaria (ter-bel-a're-ah). The class of planarian worms.

turbinal (tur'bin-al) [L. *turbina'lis*, from *tur'bo* a top]. 1. Turbinated 2 A turbinated bone; any one of the three bones situated on the outside of the nasal fossæ. They are the *superior* and *middle*, which form part of the ethmoid bone, and are, therefore, called *ethmoturbinal*, the *inferior* (or *maxilloturbinal*), and *sphenoid turbinal*, which constitutes part of the sphenoid. **t. bone, fourth**, the posterior part of the superior *middle* turbinate; unattached in about one-third of all cases: the concha santorini.

turbinate, turbinated (tur'bin-āt, tur'bin-a-ted). Shaped like a top. **t. body, t. bone.** Same as *turbinal* (2).

turbinectomy (tur-bin-ek'to-me) [*turbinal* + Gr. ἐκτομή excision]. The surgical removal of a turbinated bone.

turbinotome (tur-bin'o-tōm). A cutting instrument for use in the removal or cutting of a turbinated bone.

turbinotomy (tur-bin-ot'o-me) [*turbinal* + Gr. τομή a cut]. The surgical cutting of a turbinated bone.

Türck's bundle, column, degeneration, trachoma (terks) [Ludwig *Turck*, neurologist in Vienna, 1810–1868] See *bundle, column, degeneration*, and *trachoma*.

Turck's zone (terks) [Fenton B. *Turck*, New York physician, born 1857] See *zona transformans*.

turf-board (terf'bōrd). A material made from peat-moss and used like moss-board.

turgescence (ter-jes'ens) [L. *turges'cens* swelling]. The distention or swelling of a part.

turgescent (ter-jes'ent) [L. *turges'cens*]. Swelling or beginning to swell.

turgid (ter'jid) [L. *tur'gidus*]. Swollen and congested.

turgidization (ter"jid-iz-a'shun). The distending of a tissue by the injection of fluid.

turgometer (ter-gom'et-er) [L. *tur'gor* swelling + Gr. μέτρον measure]. An instrument for measuring the amount of turgescence.

turgor (ter'gor) [L.]. The condition of being turgid; normal or other fulness. **t. vita'lis**, the normal fulness of the blood-vessels and capillaries. When the surrounding tissues lose their normal resistance, this turgor becomes preternaturally increased, and swelling results

turicin (tu'ris-in). 1. A betaine, $OH\,C_4H_6N(CO\,O)(CH_3)_2$, found in *Betonica officinalis* and in *Stachys silvatica*. An antidiarrheal preparation of tannin and glutinin.

turiopin (tu-ri-o'pin). An alcoholic extract of Austrian pine used in bronchial affections.

Türk's cell, leukocyte, stain (terks) [Wilhelm *Türk*, Austrian physician, 1871–1916]. See under *leukocyte* and *stain*

turkey-corn (ter'ke-korn). The plant *Dicen'tra canaden'sis*, of North America: its tubers are diuretic and resolvent Dose of fluidextract, 10–40 min. (0.666–2.666 c.c.).

turmeric (ter'mer-ik). The rhizome of *Cur'cuma lon'ga*, a zingiberaceous plant of South America. It contains the alkaloid curcumin, a tincture of which and a paper prepared from it are used like litmus in testing. It is turned brownish by alkalis Dose of fluidextract (as an aromatic stimulant), 15–20 min. (1–1.333 c.c.).

turmerol (ter'mer-ol). An oily alcohol derivable from the oil of turmeric; also the oil itself.

turning (tern'ing). Version in obstetric practice. See *version*.

turn of life (tern). Same as *menopause*.

Turnbull's blue. See under *blue*.

turnera (ter'ner-ah). See *damiana*.

turnsickness (tern'sik-nes). Same as *staggers*.

turnsol (turn'sol). Litmus.

turpentine (ter'pen-tīn) [L. *terebin'thina*]. A liquid or concrete oleoresin obtained from *Pi'nus palus'tris* and other species of *Pinus*. It contains a volatile oil (*oil of turpentine*), to which its properties are due, and in which form it is generally used. It is stimulant, diuretic, anthelmintic, and in large doses laxative. It is used as a stimulant in the typhoid state, as a hemostatic in menorrhagia, intestinal hemorrhage, and purpura hæmorrhagica, and as a laxative in chronic constipation by rectal injection. Externally it is applied in the form of liniment, ointment, etc. Dose of oil, 20–60 min. (1.333–4 c.c.) **Aleppo t.**, a variety from *Pi'nus halepen'sis*. **Bordeaux t.**, a variety from *Pi'nus mariti'ima*. Called *galipot*. **Canada t.**, Canada balsam. See under *balsam*. Also a turpentine from *Pi'nus mariti'ima*. **Carpathian t.**, a variety from *Pi'nus cem'bra*. **Chian t.**, a greenish oleoresin from *Pista'cia terebin'thus*, a tree of Mediterranean countries. It is sometimes prescribed for cancer. Dose, 3–5 gr. (0.2–0.333 gm.). **common t.**, the turpentine of *Pi'nus sylves'tris*, *Pi'nus palus'tris*, and other species of pine. **Hungarian t.**, the turpentine of *Pi'nus pumi'lio*. **larch t.** See *Venice t.* **oil of t.**, a volatile oil distilled from common turpentine: diuretic, anthelmintic, stimulant, and rubefacient. **Strassburg t.**, a turpentine from *A'bies pectina'ta*, a European spruce or fir. **Venice t.**, a turpentine from the larch tree, *La'rix europæ'a*. Called also *larch t.* **white t.**, a turpentine from *Pi'nus palus'tris* and other species of pine.

turpentole (ter'pen-tōl). A light, purified petroleum spirit.

turpeth (ter'peth) [L. *turpe'thum*] An East Indian plant, *Ipomœ'a turpe'thum*, resembling jalap; also its purgative root. **t. mineral** [L. *turpe'thum minera'le*], an old name for *hydrargy'ri subsul'phas fla'vus*, yellow basic sulphate of mercury, $HgSO_4 2HgO$, an active emetic and a powerful errhine used in croup and for headache, etc.

turpethin (ter'peth-in). A purgative resin from turpeth.

turricephaly (ter-is-ef'al-e). Same as *oxycephaly*.

turunda (tu-run'dah) [L.]. A surgeon's tent; also a suppository.

Tus., tus. Abbreviation for L. *tus'sis*, a cough.

tusk (tusk). An extremely large tooth projecting beyond the lips

tussal (tus'al) [L. *tus'sis* cough]. Pertaining to a cough.

tussicula (tus-ik'u-lah) [L.]. A slight cough.

tussicular (tus-ik'u-lar) [L. *tussic'ula*, dim. of *tus'sis* cough]. Of or relating to a cough.

tussiculation (tus-ik-u-la'shun). A short, hacking cough.

Tussilago (tus-il-a'go), pl. *tussila'gines* [L.]. A genus of composite-flowered plants. The leaves of *T. far'fara*, or coltsfoot, are tonic, demulcent, and antibechic. *T petasi'tes* is a plant of Europe, butterbur, and its homeopathic preparation

tussis (tus'is). Latin for *cough*. **t. convul'siva**, whooping-cough, or pertussis.

tussive (tus'iv). Pertaining or due to a cough.

tussol (tus'ol). Antipyrin mandelate, $C_{11}H_{12}N_2O.C_6H_5CH.OH.COOH$, a crystalline compound used as a remedy for whooping-cough. Dose, $\frac{1}{20}$–8 gr. (0.003–0.5 gm.).

tutamen (tu-ta'men), pl. *tutam'ina*. Latin for *defense* or *protection*. **tutam'ina cer'ebri** [L. "defenses of the brain"], the hair, scalp, skull, and meninges. **tutam'ina oc'uli**, the defenses or protecting appendages of the eye: the lids, lashes, etc.

tutocain (tu'to-ka-in). A local anesthetic, the hydrochlorid of para-aminobenzoyl-alphadimethyl-

amino-betamethyl-gammabutanol, $NH_2.C_6H_4.CO_2.CH(CH_3).CH(CH_3)\ CH_2N(CH_3)_2.HCl$. It is non-irritating, only slightly toxic, and is used for infiltration and surface anesthesia.

tutsan (tut'san) [L. *to'tum* all + *sana're* to heal]. The plant *Hyperi'cum androsæ'mum*, formerly prized as a vulnerary and aperient.

Tuttle's mask, proctoscope (tut'lz) [Edward G. *Tuttle*, surgeon in New York, 1857–1913]. See *mask* and *proctoscope*.

tuyol (tu'e-ol). A proprietary preparation from oil of Chammæcyparis obtusa: used as a genito-urinary antiseptic.

TV. Abbreviation for *tuberculin volutin*, a principle believed to exist in tubercle bacilli, and which has a zymogenic action.

twang (twang). A personal, and often nasal, quality of the voice.

T wave. See under *wave*.

'tween-brain (twēn'brān). The interbrain, or thalamencephalon.

twelfth nerve (twelfth). The hypoglossal nerve. See *nerves, table of*.

twilight sleep (twi'līt). See under *sleep*.

twilight state. See under *state*.

twin (twin). One of two individuals born at the same birth. **allantoido-angiopagous t's,** twins united by the umbilical vessels only. **t. cones,** cone-cells of the retina in which two cells are blended. **dichorial t's,** twins each of which has its own membranes and placenta. **enzygotic t's,** twins developed from one zygote or fertilized ovum. Called also *monochorionic t's.* and *monoophal t's.* **fraternal t's, identical t's,** two enzygotic twins of the same sex. **hetero-ophal t's.** See *dichorial t's* **t. labor,** tedious labor due to the presence of two fetuses. **monochorionic t's.** See *enzygotic t's.* **omphalo-angiopagous t's.** Same as *allantoido-angiopagous t's.* **t. pole,** that part of a spiral-fibered nerve-cell from which both the straight and the spiral fibers spring.

twinge (twinj). A keen, darting pain.

Twining's pill (twi'ningz) [William *Twining*, British physician in India, 1813–1848]. See under *pill*

twitch (twitsh). A simple unit of muscular effort.

twitching, fascicular. Quick twitching of larger groups of bundles of muscle-fibers **fibrillar t.,** quick twitching of single bundles of muscle-fibers.

twitch-up (twitsh'up). A noose passed through a perforation in a board, used for compressing a part, as the lip of a horse, during slight operations.

two-glass test. See under *tests*

Twort's phenomenon (tworts) [F. W. *Twort*, contemporary British bacteriologist] See *Twort-d'Herelle phenomenon*, under *phenomenon*.

TX. The symbol for a derivative of TC, prepared by v. Behring. See under *tuberculin*.

Ty. Abbreviation for *type*.

ty reflex. See under *reflex*.

tychastics (ti-kas'tiks). The science of industrial accidents.

Ty'deus moles'tus. A very small mite which attacks man as do the harvest mites. It is found in Belgium.

tylcalcin (til-kal'sin). Calcium acetylsalicylate: used like aspirin.

tylion (til'e-on) [Gr. τυλεῖον knot] The point on the anterior edge of the optic groove in the median line.

tyllithin (til-lith'in). Lithium acetylsalicylate: used like aspirin.

tylmarin (til'mar-in). Acetylorthocumaric acid, a crystalline antirheumatic powder. Dose, 3–10 gr. (0.2–0.66 gm.).

tyloma (ti-lo'mah) [Gr. τύλος knot + -ωμα tumor]. A callus or callosity.

Tylophora asthmat'ica (ti-lof'or-ah) [Gr. τύλος knot + φορεῖν to bear]. An asclepiadaceous plant of South Asia. It is emetic, and is useful in dysentery and asthma. Emetic dose of powdered leaves, ½–2 gr. (0.01–0.13 gm.); emetic dose, 15–20 gr. (1–1.3 gm.).

tylophorin (ti-lof'or-in). An alkaloid from *Tyloph'ora asthmat'ica:* emetic and antasthmatic.

tylosis (ti-lo'sis) [Gr. τύλωσις]. 1. The formation of calluses upon the skin. 2. A callus, or callosity. See *keratosis.* **t. lin'guæ.** Same as *leukoplakia buccalis.*

tylotic (til-ot'ik). Pertaining to or affected with tylosis.

tympanal (tim'pan-al). Pertaining to the tympanum.

tympanectomy (tim-pan-ek'to-me) [L. *tym'panum* drum + Gr. ἐκτομή excision]. Excision of the membrane of the drum of the ear.

tympania (tim-pan'e-ah). Same as *tympanites.*

tympanic (tim-pan'ik) [L. *tympan'icus*]. 1. Of or pertaining to the tympanum. 2. Bell-like; resonant.

tympanichord (tim-pan'ik-ord). The chorda tympani, a branch of the facial nerve which traverses the tympanum.

tympanichordal (tim"pan-ik-or'dal). Pertaining to the tympanichord.

tympanicity (tim-pan-is'it-e). A tympanic quality.

tympanion (tim-pan'e-on). The highest point (upper tympanion) and the lowest point (lower tympanion) on the tympanic ring.

tympanism (tim'pan-izm) [Gr. τύμπανον drum]. Distention with gas; tympanites.

tympanites (tim-pan-i'tēz) [Gr. τυμπανίτης, from τύμπανον drum]. Distention of the abdomen, due to the presence of gas or air in the intestine or in the peritoneal cavity, as in peritonitis and typhoid fever. **uterine t.,** physometra.

tympanitic (tim-pan-it'ik). 1. Pertaining to or affected with tympanites. 2. Bell-like, or tympanic.

tympanitis (tim-pan-i'tis) [Gr. τύμπανον drum + -ιτις inflammation]. Inflammation of the tympanum; otitis media.

tympanocervical abscess (tim"pan-o-ser'vik-al). See *abscess.*

tympano-eustachian (tim"pan-o-u-sta'ke-an). Pertaining to the tympanum and the eustachian tube.

tympanohyal (tim"pan-o-hi'al). 1. Pertaining to the tympanum and the hyoid arch. 2. A small bone or cartilage at the base of the styloid process. In early life it becomes a part of the temporal bone.

tympanomalleal (tim"pan-o-mal'e-al). Pertaining to the tympanic bone and the malleus.

tympanomandibular (tim"pan-o-man-dib'u-lar). Pertaining to the tympanum and the inferior maxilla. **t. cartilage.** See *Meckel's cartilage.*

tympanomastoid abscess (tim"pan-o-mas'toid). See *abscess.*

tympanomastoiditis (tim"pan-o-mas-toid-i'tis). Inflammation of the tympanum and mastoidea.

tympanophonia (tim"pan-o-fo'ne-ah) [*tympanum* + Gr. φωνή sound]. Autophony.

tympanosquamosal (tim"pan-o-skwam-o'sal). Pertaining to the tympanic bone and the squamosa.

tympanostapedial (tim"pan-o-sta-pe'de-al). Pertaining to the tympanum and the stapes.

tympanotemporal (tim"pan-o-tem'por-al). Pertaining to the tympanum and the region over the temporal bone.

tympanotomy (tim-pan-ot'o-me) [L. *tym'panum* drum + Gr. τέμνειν to cut]. Surgical puncture of the membrana tympani.

tympanous (tim'pan-us). Pertaining to or marked by tympanism; distended with gas.

tympanum (tim'pan-um) [L.]. 1. The middle ear, or ear-drum. See *ear*. 2. Less correctly, the tympanic membrane.

tympany (tim'pan-e) [Gr. τυμπανίας]. 1. Tympanites. 2. A tympanic, or bell-like, percussion-note. **bell-t.**, a modified tympanitic note heard on percussion of the chest in some cases of pneumothorax. **Skoda's t., skodaic t.** Same as *skodaic resonance*. See *resonance*.

Tyndall phenomenon (tin'dal) [John *Tyndall*, British physicist, 1820–1893]. See *phenomenon*.

tyndallization (tin"dal-iz-a'shun) [John *Tyndall*, a British physicist, 1820–1893] Same as *intermittent sterilization*. See under *sterilization*.

type (tīp) [L. *typus*; Gr. τύπος mark]. The general or prevailing character of any particular case of disease. **Aztec t.** See *Aztec idiocy*, under *idiocy*. **blood t's.** See *blood typing*, under *typing*. **Charcot-Marie t.**, a hereditary form of progressive muscular atrophy which begins in the muscles of the feet and legs. **Duchenne-Aran t.**, progressive spinal muscular atrophy beginning in the hand. **Duchenne-Landouzy t.** Same as *Landouzy t*. **Eichhorst's t.**, the femorotibial type of progressive muscular atrophy with contraction of the toes. **Hayem's t.**, acute non-suppurative encephalitis. **Jager's test-t's**, test-types consisting of ordinary letters: used for testing at near points **Kalmuch t.**, Mongolian idiocy. **Landouzy t., Landouzy-Déjérine t.**, progressive muscular atrophy of infants, beginning in the muscles of the face, shoulder, and arm **Leichtenstern's t.**, encephalitis hæmorrhagica. **Leyden-Moebius t.**, hereditary progressive muscular dystrophy beginning in the pelvic muscles **Nothnagel's t.** See under *acroparesthesia*. **Putnam t.**, combined spinal sclerosis with pernicious anemia and cachexia. **Raymond t. of apoplexy**, ingravescent apoplexy marked by parasthesia of the hand on the side which is going to become paralyzed. **Remak's t.**, paralysis of the extensor muscles of the fingers and wrist. **Runeberg's t.**, progressive pernicious anemia with brief periods of apparent improvement. **scapulohumeral t.**, progressive spinal muscular atrophy beginning in the shoulder. **Schultze's t.** See under *acroparesthesia* **Snellen's test-t's**, a variety of test-types for oculists' use **Strümpell's t.**, the familial type of lateral spinal sclerosis. **test-t's**, letters of various sizes and shapes used in testing the visual power. **Tooth's t.**, the family or hereditary form of progressive muscular atrophy. **vesanic t.**, insanity due to primary disease of the mind and not to any external cause, as injury, poisoning, or disease of some other organ It includes mania, melancholia, etc **Werdnig-Hoffmann t.**, Werdnig-Hoffmann paralysis See *paralysis*. **Zimmerlin's t.**, hereditary progressive muscular atrophy, beginning in the upper part of the body.

typembryo (ti-pem'bre-o). An embryo in that stage of development at which the characteristics of the type to which it belongs may be seen.

typewriters' backache (tīp'ri-terz). Pain in the back occurring in typewriters.

typh, typh-fever (tīf). Typhus and typhoid viewed together.

Typhaceæ (ti-fa'se-e). A group of bacteria comprising the *Bacillus typhosus* and forms related to it.

typhase (ti'fās). A ferment or enzyme formed by the bacillus of typhoid fever and capable of splitting up the latter.

typhemia (ti-fe'me-ah) [*typhus* + Gr. αἷμα blood]. The presence of typhoid bacilli in the blood.

typhia (tif'e-ah). Typhoid fever.

typhic (ti'fik). Pertaining to typhus or typhoid fever.

typhin (ti'fin). A mixture of nucleoprotein prepared from typhoid bacteria and histamin for the intravenous treatment of typhoid fever.

typhinia (ti-fi'ne-ah). Relapsing fever.

typhization (tif-iz-a'shun). Induction of a diseased condition by exposure to the poison of typhus.

typhlatonia (tif-lat-o'ne-ah). Typhlatony.

typhlatony (tif-lat'o-ne) [Gr. τυφλός cecum + *atony*]. Inefficiency of the motor activity of the cecum.

typhlectasis (tif-lek'tas-is) [Gr. τυφλός cecum + ἔκτασις distention]. Distention of the cecum.

typhlectomy (tif-lek'to-me). Same as *cecectomy*.

typhlenteritis (tif"len-ter-i'tis) [Gr. τυφλός blind + ἔντερον intestine]. Inflammation of the cecum.

typhlitis (tif-li'tis) [Gr. τυφλόν cecum + *-itis* inflammation] Inflammation of the cecum. The term was formerly used for the condition now called *appendicitis*.

typhlo-albuminuria (tif"lo-al-bu-min-u're-ah) [Gr. τυφλόν cecum]. Alimentary albuminuria proceeding from the cecum.

typhlocele (tif'lo-sēl). Same as *cecocele*.

typhlodicliditis (tif"lo-dik-lid-i'tis) [Gr. τυφλόν cecum + δικλίς door + *-itis* inflammation]. Inflammation of the ileocecal valve.

typhlo-empyema (tif"lo-em-pi-e'mah) [Gr. τυφλόν cecum + *empyema*]. An abdominal abscess accompanying appendicitis.

typhlo-enteritis (tif"lo-en-ter-i'tis). Typhlenteritis.

typhlohepatitis (tif-lo-hep-at-i'tis). Infectious enterohepatitis of turkeys.

typhlolexia (tif-lo-leks'e-ah) [Gr. τυφλός blind + λέξις speech]. Word-blindness.

typhlolithiasis (tif"lo-lith-i'as-is) [Gr. τυφλόν cecum + λίθος stone]. The presence of calculi in the cecum.

typhlology (tif-lol'o-je) [Gr. τυφλός blind + λόγος discourse]. The sum of what is known in regard to blindness.

typhlon (tif'lon) [Gr. τυφλός blind]. The cecum.

typhlopexia, typhlopexy (tif-lo-peks'e-ah, tif'lo-peks-e) [Gr. τυφλός blind + πῆξις fixation]. The operation of fixing the cecum to the abdominal wall for the relief of invagination.

typhloptosis (tif-lo-to'sis) [Gr. τυφλόν cecum + πτῶσις falling] Displacement of the cecum downward.

typhlosis (tif-lo'sis) [Gr. τυφλός blind]. Blindness

typhlostenosis (tif"lo-sten-o'sis) [Gr. τυφλόν cecum + στένωσις narrowing]. Contraction of the cecum

typhlostomy (tif-los'to-me) [Gr. τυφλόν cecum + στόμα mouth]. Colostomy in which the opening is made into the cecum.

typhloteritis (tif"lo-ter-i'tis). Same as *typhlo-enteritis*

typhlotomy (tif-lot'o-me) [Gr. τυφλόν cecum + τέμνειν to cut] The operation of cutting into the cecum

typhlo-ureterostomy (tif"lo-u-re-ter-os'to-me) [Gr. τυφλόν cecum + οὐρητήρ ureter + στόμα mouth] The operation of implanting the ureter into the cecum.

typhobacillosis (ti"fo-bas-il-o'sis) [*typhus* + *bacillus*]. The symptoms due to poisoning by the toxins of the *Bacillus typhosus*. **t. tuberculo'sa**, a condition due to tuberculous infection and exhibiting the symptoms of typhoid fever. It is frequently followed by tuberculosis of the viscera or lungs.

typhobacterin (ti-fo-bak'ter-in). See *typhoid vaccine*, under *vaccine*.

typhogenic (ti-fo-jen'ik). Causing typhus or typhoid fever.

typhohemia (ti-fo-he'me-ah) [*typhus* + Gr. αἷμα blood]. Putrefaction of the blood.

typhoid (ti'foid) [L. *typhoi'des*; Gr. τῦφος stupor + εἶδος form]. Resembling typhus. **abenteric t.** See *typhoid fever*, under *fever*. **ambulatory**

t. See *typhoid fever, under fever.* **apyretic t.** See *typhoid fever,* under *fever.* **bilious t.,** the icteric variety of relapsing fever. **t. carrier,** a carrier or distributor of live typhoid germs. The organisms frequently grow in the gall-bladder and are eliminated in the feces. **cholera t.,** the typhoid state sometimes coming on after the algid stage of cholera It is occasionally attended by a skin eruption. **t. fever.** See *fever* **Manchurian t.,** a disease seen in Manchuria during the Russo-Japanese War, distinct from typhoid, and resembling in its symptoms Brill's disease **pellagra t.,** pellagra marked by moderate fever with mild delirium. **t. prophylactic.** See *typhoid vaccine,* under *vaccine.* **t. state.** See *state* **subcontinuous t.,** a form of malarial disease simulating typhoid fever. **t. vaccine.** See under *vaccine* **walking t.** See *typhoid fever,* under *fever.*

typhoidal (ti-foid'al). Resembling typhoid.

typhoidette (ti-foid-et'). A mild form of typhoid fever.

typhoidin (ti'foi-din). A ten-day culture of a single strain of *Bacillus typhosus* on glycerin broth evaporated to one-tenth volume (Gay and Force, 1914). It is also used in the cutaneous reaction for typhoid fever. See *typhoidin test,* under *tests.*

typhoin (ti-fo'in). A preparation of bacilli of typhoid injected hypodermically in typhoid fever. Dose, 10–50 gr. (0.65–3 gm.) daily.

typholumbricosis (ti"fo-lum-brik-o'sis). A fever resembling typhoid fever in its symptoms, but due to lumbricid worms such as Ascaris.

typholysin (ti-fol'is-in) [*typhoid* + Gr. λύσις dissolution] A lysin which destroys typhoid bacilli.

typhomalarial (ti"fo-mal-a're-al). Of malarial origin, but with typhoid symptoms. See *fever.*

typhomania (ti-fo-ma'ne-ah) [Gr τῦφος stupor + μανία madness]. The state of muttering delirium accompanying typhus or typhoid fever, and characteristic of the typhoid state.

typhonia (ti-fo'ne-ah). Same as *typhomania.*

Typhonium trilobatum (ti-fo'ne-um tri-lo-ba'tum) [L.]. An Asiatic plant, highly valued in oriental practice as a polychrest remedy.

typhopaludism (ti-fo-pal'u-dizm). Malarial fever with typhoid symptoms

typhophor (ti'fo-fōr) [*typhoid* + φόρος bearing]. A person who carries typhoid; a typhoid carrier. See *carrier.*

typhopneumonia (ti"fo-nu-mo'ne-ah). Pneumonia complicated with typhoid fever, or pneumonia with symptoms of typhoid.

typhoprotein (ti-fo-pro'te-in) A protein derived from several different strains of typhoid bacilli used in the ophthalmic reaction for typhoid fever.

typhoremittent (ti"fo-re-mit'ent). Remittent and having typhoid symptoms.

typhorubeloid (ti-fo-ru'bel-oid) Typhoid fever with an eruption resembling that of measles.

typhose (ti'fōs). Resembling typhoid fever.

typhosepsis (ti-fo-sep'sis) [Gr. τῦφος stupor + σῆψις putrefaction]. The septic poisoning that occurs in typhoid

typhosis (ti-fo'sis). Any typhus-like affection.

typhotoxin (ti-fo-toks'in). A deadly ptomain, $C_7H_{17}NO_2$, isomeric with gadinin, derived from cultures of typhoid-fever bacillus It causes diarrhea, muscular paralysis, salivation, and dilatation of the pupil.

typhous (ti'fus). Pertaining to or like typhus.

typhus, t. fever (ti'fus) [Gr. τῦφος stupor]. A contagious fever characterized by a petechial eruption, high temperature, and great prostration. See under *fever.* **abdominal t., t. abdomina'lis,** typhoid fever. **collapsing t.,** the im-pyeng of Corea; an infectious typhoid fever. **contagious t. of cattle,** cattle plague. **t. icteroi'des,** yellow fever. **t. lævis'simus,** a very mild form of enteric fever. **t. recur'rens,** relapsing fever. **t. sid'erans,** true typhus of a malignant and quickly fatal form.

typic, typical (tip'ik, tip'ik-al) [Gr. τυπικός]. Presenting the distinctive features of any type.

typing of blood (ty'ping) Determining the type of iso-agglutination in the blood of both donor and recipient before transfusion of blood. In this way a donor can be selected whose blood will mix with the recipient's blood without causing agglutination or hemolysis.

typoscope (ti'po-skōp) [Gr. τύπος type + σκοπεῖν to view]. An instrument to aid amblyopes and cataract patients in reading.

tyramin (ti-ram'in). An active principle of ergot, parahydroxyphenylethylamin, $OH.C_6H_4(CH_2)_2NH_2$ It is the amin of tyrosin. It causes increase of blood-pressure, improves the action of the heart, and antagonizes the respiratory depression of morphin. Dose, ⅓–⅔ gr. (0.02–0.04 gm.). It has some oxytocic effect. **t. hydrochlorid,** the hydrochlorid of the base obtained synthetically.

tyrannism (tir'an-izm) [Gr. τύραννος tyrant]. Insane or morbid cruelty; also cruelty with sexual perversion.

tyratol (ti'rat-ol). Thymotal.

tyrein (ti're-in) [Gr. τυρός cheese]. The coagulated casein of milk.

tyremesis (ti-rem'es-is) [Gr. τυρός cheese + ἔμεσις vomiting]. The caseous vomiting of infants.

tyresin (ti-re'sin). A principle derivable from the venom of serpents and from the juice of mushrooms, it is said to be an antidote for snake-poisoning.

tyriasis (tir-i'as is). Elephantiasis; also alopecia.

Tyrode's solution (ti'rōdz). See under *solution.*

tyrogenous (ti-roj'en-us) [Gr. τυρός cheese + γεννᾶν to produce]. Originating in cheese.

Tyroglyphus (ti-rog'lif-us) [Gr. τυρός cheese + γλύφειν to carve]. A genus of pale, soft-bodied acarids **T. fari'næ** is the flour mite, which is found in flour mills and granaries **T. lon'gior,** the species which causes copra itch. **T. si'ro,** the cheese-mite; said sometimes to produce gastritis and diarrhea in persons who eat cheese.

tyroid (ti'roid) [Gr τυρός cheese + εἶδος form]. Caseous, resembling cheese.

tyroleucin (ti-ro-lu'sin) [Gr τυρός cheese + *leucin*]. A substance, $C_{14}H_{22}N_2O_4$, from decomposed albumin.

tyroma (ti-ro'mah) [Gr. τυρός cheese + -ωμα tumor]. A caseous tumor; a new-growth or nodule of cheesy matter.

tyromatosis (ti-ro-mat-o'sis) [Gr. τύρωμα cheese]. Caseation.

tyrosal (ti'ro-sal). Same as *salipyrin.*

tyrosin (ti-ro'sin) [Gr. τυρός cheese] A crystallizable amino-acid; OH C_6H_5 CH_2CHNH_2COOH, or oxyphenylaminopropionic acid, a product of the putrefaction or the pancreatic digestion of proteins (Liebig, 1846). It is an essential constituent of any diet It has been found in many organs of the body and appears in the urine in diseased conditions, particularly acute yellow atrophy of the liver. Injected subcutaneously it is an antidote to the poison of snake-venom.

tyrosinase (ti-ro'sin-ās). An oxidizing ferment in animal tissues, converting tyrosin into pigments similar to melanin.

tyrosinuria (ti"ro-sin-u're-ah) [*tyrosin* + Gr. οὖρον urine]. The presence of tyrosin in urine.

tyrosis (ti-ro'sis) [Gr. τυρός cheese]. Cheesy degeneration or caseation.

Tyrothrix (ti'ro-thriks) [Gr. τυρός cheese + θρίξ hair]. A genus of schizomycetes, or bacilli, causing the coagulation of milk.

tyrotoxicon (ti-ro-toks'ik-on) [Gr. *τυρός* cheese + *τοξικόν* poison]. A poisonous crystalline ptomain, $C_6H_5N.N.OH$, or diazobenzene hydroxid, sometimes occurring in stale milk, cheese, and ice-cream. When ingested, it causes vertigo, headache, vomiting, chills, muscular cramps, purging, prostration, and death.

tyrotoxin (ti-ro-toks'in) [Gr. *τυρός* cheese + *toxin*]. Any toxin developed in cheese or milk by a bacillus.

tyrotoxism (ti-ro-toks'izm) [Gr. *τυρός* cheese + *τοξικόν* poison]. Cheese-poisoning.

tyroxin (ti-roks'in). One of the derivatives of the decomposition of albumin.

Tyrrell's fascia, hook (tir'elz) [Frederick *Tyrrell*, English anatomist, 1797–1843]. See *fascia, hook*.

Tyson's glands (ti'sunz) [Edward *Tyson*, English physician and anatomist, 1649–1708]. See under *gland*.

tysonian (ti-so'ne-an). Named after the anatomist, Edward *Tyson*. See *Tyson's glands*, under *gland*.

TZ. The symbol for *tuberculin zymoplastiche*, or the dried residue of the portions of the tubercle bacilli which are soluble in alcohol.

tzetze (set'se). Same as *tsetse*.

U

U. Abbreviation for *unit;* the symbol for *uranium*.

uabain (wah'ba-in). See *ouabain*.

uarthritis (u-ar-thri'tis). Gout due to excess of uric acid in the system.

uaterium (wat-e're-um) [Gr. *οὖς* ear]. A medical preparation for use in the ear.

uberous (u'ber-us). Prolific.

uberty (u'ber-te) [L. *u'ber* udder]. Fertility.

ucambin (oo-kam'bin). See *ukambin*.

udder (ud'er). The mammary gland of cattle and certain other animals.

Udranszky's test (oo-dran'skĕz)[László *Udranszky*, Budapest physiologist, 1862–1914] See under *tests*

udrenin (ud-re'nin). A proprietary local anesthetic containing beta-eucain and adrenalin.

udruj (ud'ruj). An East Indian medicinal gum.

Uffelmann's test (oof'el-mahnz) [Jules *Uffelmann*, German physician, 1837–1894]. See under *tests*

Uhlenhuth's test (oo'len-hoot) [Paul *Uhlenhuth*, German bacteriologist, born 1870]. See under *tests*.

Uhthoff's sign (oot'hofs) [W. *Uhthoff*, ophthalmologist in Breslau, born 1853]. See under *sign*.

uixi (wiks'e). The *Myrıs'tica platysper'ma*, a medicinal plant of South America.

ukambin (oo-kam'bin). A crystalline alkaloid from African arrow-poison having the effect of strophanthin, but more active. It is soluble in water and alcohol.

ula (u'lah) [Gr. *οὖλον* gum]. The gum, the gingiva.

ulæmorrhagia. See *ulemorrhagia*

ulaganactesis (u-lag-an-ak-te'sis) [Gr. *οὖλον* gum + *ἀγανάκτησις* irritation]. Irritation or itching of the gums.

ulalgia (u-lal'je-ah) [Gr. *οὖλον* gum + *ἄλγος* pain] Pain in the gums.

ulatrophia (u-lat-ro'fe-ah) [Gr. *οὖλον* gum + *ἀτροφία* atrophy]. See *ulatrophy*.

ulatrophy (u-lat'ro-fe) [*ulatrophia*]. Shrinkage of the gums; a form of pericementoclasia marked by a decrease in the bulk of the marginal and cemental gingiva with exposure of the cementum. **afunctional u.,** ulatrophy due to congenital malocclusion.

ulcer (ul'ser) [L. *ul'cus*]. An open sore other than a wound; a loss of substance on a cutaneous or mucous surface, causing gradual disintegration and necrosis of the tissues. **Aden u.** 1. A form of oriental sore or Aleppo boil. 2. An ulcer of the leg following beriberi. **adherent u.,** a skin ulcer the base of which adheres to the subcutaneous fascia. **Allingham's u.,** fissure of the anus. **amputating u.,** ulceration which encircles a part and destroys the tissues to the bone. **anamite u.,** an obstinate endemic sore of Indo-China: probably furunculus orientalis. Called also *Cochin-China u.* **Annam u.,** an ulcer endemic in tropical parts of Asia, similar to Aleppo boil **arrosion u.,** an annoying ulcer of the respiratory tract usually tuberculous. **arterial u.,** an ulcer of the skin caused by disease of an artery **atheromatous u.,** a loss of substance in the wall of an artery or in the endocardium, caused by the breaking down of an atheromatous patch or abscess. **atonic u.,** a chronic ulcer with unhealthy granulations. **autochthonous u.,** a chancre. **Bouveret u.,** an ulcer occurring in typhoid fever in the fauces just above and to the outer side of the tonsil **callous u.** Same as *indolent u.* **carious u.,** a gangrenous sore **chancroidal u.** Same as *chancroid*. **chrome u.,** an ulcer produced by chromium or its salts. seen in tanners and others working in chromium. **chronic u.** See *indolent u.* **Clark's u.,** corroding ulcer of the neck of the uterus. **Cochin-China u.** See *anamite u.* **cockscomb u.,** an ulcer with condylomatous outgrowths. **cold u.,** a small non-inflammatory ulcer of the extremities, sometimes gangrenous. It is due to imperfect nutrition, and is attended with coldness of the surface. **concealed u.,** destructive inflammation affecting some internal tissue. **constitutional u.,** one that is a local expression of a general disease, such as tuberculosis or pyemia. **corroding u.,** one which spreads by a gangrenous process. **corrosive u.,** gangrenous stomatitis. **crateriform u.,** a conic and swiftly growing epithelioma of the face, having a crater-like ulcer at the apex. **creeping u.,** a serpiginous ulcer. **Crombie's u.,** ulcer of the gum in sprue. **Cruveilhier's u.,** simple gastric ulcer. See *ulcus ventriculi*. **Curling's u.,** an ulcer of the duodenum following a severe burn upon the surface of the body **cystoscopic u.,** ulcer of the bladder due to injury by the cystoscope. **dendriform u.,** ulcer of the cornea branching in various directions **dental u.,** an ulcer on the tongue caused by irritation from the edge of a broken tooth. **diphtheric u.,** one the surface of which is partly or entirely covered by a diphtheric membrane **endemic u.,** any form of ulcer prevailing in special districts or regions, like furunculus orientalis. **erethistic u.** Same af *irritable u.* **fissurated u.,** a lacerated and ulcerated condition of the cervix uteri. **fissured u.,** a deep and more or less linear form of ulcer. **fistulous u.,** the ulcerated superficial end of a fistula. **follicular u.,** a small ulcer on the mucous membrane having its origin in a lymph-follicle. **fungous u.,** one covered by pale, fungous granulations, projecting above the level of the skin. Called also *weak u.* **Gaboon u.,** a variety of tropical ulcer occurring in the French Congo, Africa. **gastric u.,** an ulcer seated on the inner wall of the stomach. See *ulcus*

ventriculi. **gouty u.**, a superficial ulcer occurring over a gouty joint. **gummatous u.**, a broken-down superficial gumma. **gwaliar u.**, furunculus orientalis. **hard u.**, chancre. **healthy u.**, an ulcer which tends to progress toward a cure. It is attended with serous exudation, red, non-projecting, and painless granulations, and smooth, soft edges. **hemorrhagic u.**, one from which blood occasionally flows. **Hunner's u.**, a myositic ulcer of the bladder wall with normal cell infiltration, called also *panmural fibrosis*. **indolent u.**, one with an indurated and elevated edge and a non-granulating base, usually occuring on the leg, and nearly painless. Called also *chronic u.* and *callous u.* **inflamed u.**, one with edematous and painful borders and a purulent discharge. **intractable u.**, an indolent ulcer that resists treatment **irritable u.**, one of which the surface and surrounding parts are red, tender, and painful. **Jacob's u.**, rodent ulcer, especially that of an eyelid **Jeddah u.**, oriental boil. **Kocher's dilatation u.**, ulceration occurring in a greatly distended intestine or in the course of ileus. **Kurunigala u.**, pyosis tropica **Lahore u.**, furunculus orientalis **lupoid u.**, a skin ulcer that simulates or resembles lupus **lymphatic u.**, one with an exudate resembling lymph. **Malabar u.**, phagedæna tropica, probably the same as furunculus orientalis. **Marjolin's u.**, an ulcer seated upon an old cicatrix; it follows the breaking down of warty cicatricial tumors. **menstrual u.**, an ulcer which is the seat of vicarious menstruation. **mercurial u.**, an ulcer caused by mercurial poisoning. **Mooren's u.**, rodent ulcer of the cornea. **Mozambique u.**, an endemic ulcer of East Africa apparently a form of oriental boil. **Parrot's u.**, the ulceration seen in thrush. **Pendinski u.**, furunculus orientalis. **Pendjeh u.**, an endemic ulcer of Turcomans in Penj Deh (Khorassan). **peptic u.**, an ulcer seated upon the mucous membrane of the stomach or duodenum. **perambulating u.** See *sloughing u.* **perforating u.**, one which penetrates through the entire thickness of an organ, as the foot, or the wall of the stomach or intestine. **Persian u.**, a form of ulcer prevalent in Persia· supposed to be oriental boil. **phagedenic u.**, one which spreads rapidly and destructively, eating away the tissues, and marked by sloughing particles in the discharge. Called also *sloughing u.* **phlegmonous u.** Same as *inflamed u* **Plant's u.**, Vincent's angina. See *angina*. **pudendal u.** See *ulcerating granuloma of pudenda*, under *granuloma*. **putrid u.**, hospital gangrene. **rodent u.**, carcinomatous or epitheliomatous ulcer which gradually involves and eats away the soft tissues and bones. It is generally seated upon the face. **round u.** 1 A peptic ulcer of the stomach. See *ulcus ventriculi*. 2. A rapid ulceration of the uterus, probably malignant. **Saemisch's u.**, an infectious and serpiginous ulcer of the cornea. **scorbutic u.**, one due to a scorbutic taint. **serpiginous u.**, one which moves from place to place, healing in one part and extending in another. **simple u.**, a mild form of ulcer which is neither of septic origin nor the expression of a general disease **sloughing u.** Same as *phagedenic u.* **stercoral u.**, an ulcer caused by the pressure of impacted feces; also a fistulous ulcer through which fecal matter escapes. **sublingual u.**, an ulcer on the frenum of the tongue, caused by the irritation of the lower incisor teeth, and sometimes occurring in whooping-cough. **symptomatic u.**, an ulcer that indicates some general disease. **Syrian u.**, diphtheria; also Aleppo boil, or furunculus orientalis. **tanner's u.** See *chrome u.* **Tashkend u.**, one of the crusted ulcers that are developed in Sartian disease, an endemic affection occurring in Tashkend in Asiatic Russia. **toe-nail u.**, onychia maligna, chiefly of the great toe. **traumatic u.**, one due to a local injury. **trophic u.**, an ulcer due to imperfect nutrition of the part. **trophoneurotic u.**, ulcer due to a nervous disease of central origin. **tropical u.** See *furunculus orientalis*. **tuberculous u.**, one due to the bacillus of tuberculosis. **Turkestan u.**, Sartian disease; probably furunculus orientalis **unhealthy u.**, an ulcer which does not tend to progress to a cure. The term includes *callous u.*, *fungous u.*, and *phagedenic u.* **varicose u.**, one that is due to varicose veins. **venereal u.**, chancre. **veneroid u.**, a disease marked by the formation of ulcers about the vulvæ of persons who have not been exposed to venereal disease. The ulcers resemble chancre or chancroid. Called also *Welander's ulcer*. **warty u.** Same as *Marjolin's u* **weak u.**, one with flabby, projecting, fungous granulations; a fungous ulcer. **Welander's u.** See *veneroid u.* **yemen u.**, Aden boil, furunculus orientalis. **Zambesi u.**, an ulcer endemic among laborers of the Zambesi valley. It occurs on the leg or foot and is not attended with constitutional symptoms. It is caused by the larva of a dipterous fly which burrows into the subcutaneous tissue

ulcerate (ul'ser-āt) [L. *ulcera're, ulcera'tus*]. To become affected with ulceration.

ulceration (ul-ser-a'shun) [L *ulcera'tio*] 1. The formation of an ulcer. 2. An ulcer. **u. of Daguet,** ulceration of the uvula and other parts of the throat, seen in typhoid fever. **u. of the stomach.** See *ulcus ventriculi*.

ulcerative (ul'ser-ā-tiv). Pertaining to or of the nature of an ulcer.

ulcerine (ul'ser-ēn). A proprietary ointment for the treatment of x-ray burns.

ulcerocancer (ul''ser-o-kan'ser). Malignant ulcer of the pylorus.

ulceromembranous (ul'' ser-o-mem'bran-us). Characterized by ulceration and by a membranous exudation.

ulcerous (ul'ser-us) [L *ulcero'sus*]. 1. Of the nature of an ulcer 2. Affected with ulceration.

ulcus (ul'kus), pl. *ul'cera*. Latin for *ulcer*. **u. am'bulans,** "perambulating ulcer." Same as *sloughing ulcer*, under *ulcer*. **u. ambustifor'me,** a chancroid which resembles a simple excoriation. **u. cancro'sum,** cancer **u. du'rum,** "hard ulcer", a true chancre **u. ex'edens.** See *rodent ulcer*, under *ulcer* **u. phagedæn'icum corro'dens,** a gangrenous phagedenic ulcer of the vaginal part of the uterus **u. ro'dens.** See *rodent ulcer*. **u. scorbu'ticum,** an ulcer forming in scurvy **u. ser'pens.** Same as *serpiginous ulcer*. **u. ser'pens cor'nea,** a serpiginous ulcer of the cornea. **u. sim'plex,** a chancroid. **u. syphilit'icum,** a chancre or other syphilitic sore **u. ventric'uli,** ulceration of the stomach; a condition attended by pain, nausea, and vomiting, and due to obstruction of the blood-vessels. It occurs most frequently in young women, and is often brought on by eating. It may cause perforation of the serous coat of the stomach and prove fatal. Called also *round ulcer, perforating ulcer of the stomach, u. ventriculi rotundum*, and *u. ventriculi perforans*. **u. vul'væ acu'tum,** a rapidly growing ulcer of the vulva, of non-venereal origin, and always associated with the presence of *Bacillus crassus*

ulectomy (u-lek'to-me) [Gr. *οὐλή* scar + *ἐκτομή* excision] Excision of scar tissue, *i. e.*, in secondary iridectomy.

ulemorrhagia, ulæmorrhagia (u''lem-or-a'je-ah) [Gr. *οὖλον* gum + *αἱμορρᾳγία* bleeding]. Bleeding or hemorrhage from the gums.

ulerythema (u''ler-ith-e'mah) [Gr. *οὐλή* scar + *ἐρύθημα* erythema]. An erythematous disease of the skin characterized by the formation of cicatrices and by atrophy. **u. acneifor'me,** a condition characterized by erythema and thickening of the skin about the hair-follicles. **u. centrif'ugum,** lupus erythematosus. **u. ophryo'genes,** a dis-

ease marked by erythema of the skin around the hair-follicles, which become filled with a plug of hardened epithelium. **u. sycosifor'me**, a chronic inflammation of the hair-follicles of the beard, with destruction of the skin.

uletic (u-let'ik) [Gr. *οὐλον* gum]. Pertaining to the gums.

uletomy (u-let'o-me) [Gr. *οὐλή* scar + *τομή* a cutting]. Incision of a cicatrix.

ulexin (u-leks'in) [L. *u'lex* furze] A diuretic and tonic alkaloid, $C_{11}H_{14}N_2O$, from the seeds of *U'lex europæ'a* (*Cytisus laburnum*), the furze, or gorse. Dose, $\frac{1}{20}$–$\frac{1}{10}$ gr. (0.003–0.006 gm.).

uliginous (u-lij'in-us) [L. *uliginо'sus* moist]. Muddy or slimy.

ulitis (u-li'tis) [Gr. *οὐλον* gum + *-ιτις* inflammation]. Inflammation of the gums **aphthous u.**, ulitis combined with aphthæ. **fungous u.**, ulitis in which the gums have a fungous appearance. **interstitial u.**, inflammation of the connective tissue of the gums around the teeth. **mercurial u.**, ulitis due to mercurialism. **scorbutic u.**, ulitis due to scurvy. **ulcerative u.**, ulitis with ulceration.

ullem (ul'em). A kind of dyspepsia occurring in Lapland.

ulmaren (ul'mar-en). An orange-colored mixture of salicylic acid esters of higher aliphatic alcohols, used externally in rheumatism and gout.

ulmin (ul'min). A principle, $C_{40}H_{18}O_{14}$, from elm-sap, peat, and other sources. See also *ulmic acid*, under *acid*.

Ulmus (ul'mus) [L. gen. *ul'mi* elm]. A genus of ulmaceous trees; the elms. The inner bark of *Ul'mus ful'va*, the slippery elm, is mucilaginous and demulcent, and is used in diarrhea, dysentery, and urinary diseases; also in the form of a poultice for inflammation.

ulna (ul'nah) [L.]. The inner and larger bone of the forearm, on the side opposite that of the thumb. It articulates with the head of the radius above and with the radius below.

ulnad (ul'nad). Toward the ulna.

ulnar (ul'nar) [L. *ulna'ris*]. Pertaining to the ulna; also pertaining to the ulnar nerve or the ulnar artery.

ulnare (ul-na're) [L.]. The cuneiform bone of the carpus.

ulnaris (ul-na'ris). See *muscles, table of*.

ulnen (ul'nen). Pertaining to the ulna alone.

ulnocarpal (ul-no-kar'pal). Pertaining to the ulna and carpus.

ulnoradial (ul-no-ra'de-al). Pertaining to the ulna and the radius.

ulocace (u-lok'as-e) [Gr. *οὐλον* gum + *κακή* badness]. Ulceration of the gums.

ulocarcinoma (u"lo-kar-sin-o'mah) [Gr. *οὐλον* gum + *carcinoma*]. Carcinoma of the gums.

ulodermatitis (u"lo-der-mat-i'tis) [Gr. *οὐλή* scar + *dermatitis*]. Inflammation of the skin, producing scars.

uloglossitis (u"lo-glos-i'tis) [Gr. *οὐλον* gum + *γλῶσσα* tongue]. Inflammation of the gums and the tongue.

uloid (u'loid) [Gr. *οὐλή* scar + *εἶδος* form] 1. Resembling a scar, but not due to any lesion of the skin. 2. A spurious cicatrix, a scar-like spot due to a subcutaneous degeneration. It is seen in syphilis and lupus of the skin, and is also called *uloid cicatrix*.

uloncus (u-long'kus) [Gr. *οὐλον* gum + *ὄγκος* tumor]. A swelling or tumor of the gums.

ulorrhagia (u-lor-a'je-ah) [Gr. *οὐλον* gum + *ῥήγνύναι* to burst forth]. A sudden or free discharge of blood from the gums.

ulorrhea, ulorrhœa (u-lor-e'ah) [Gr. *οὐλον* gum + *ῥοία* flow]. An oozing of blood from the gums.

ulosis (u-lo'sis) [Gr. *οὐλή* scar]. Cicatrization.

ulotic (u-lot'ik). Pertaining to a cicatrix; producing cicatrization.

ulotrichous (u-lot'rik-us) [Gr. *οὖλος* woolly + *θρίξ* hair] Having woolly hair.

ulsanin (ul'san-in) [L. *ul'cus* ulcer + *sana're* to heal]. A proprietary preparation of boric acid and iodin for the treatment of ulcers.

ultimate (ul'tim-āt) [L. *ul'timus* last] The last or farthest; final or most remote.

ultimisternal (ul"tim-i-ster'nal). Pertaining to the xiphoid cartilage.

ultimum moriens (ul'tim-um mo're-enz) [L. "last to die"]. 1. The right auricle, said to be the last part of the body to move in dying. 2. The upper part of the trapezius muscle.

ult. præs. Abbreviation for L. *ul'timum præscrip'tus*, last prescribed.

ultra- [L. "beyond"]. A prefix denoting excess.

ultrabrachycephalic (ul"trah-brak"e-sef-al'ik). Having a cephalic index of more than 90.

ultradolichocephalic (ul"trah-dol"ik-o-sef-al'ik). Extremely dolichocephalic; having a cephalic index of not more than 64.

ultrafilter (ul-trah-fil'ter). An apparatus for performing ultrafiltration.

ultrafiltration (ul-trah-fil-tra'shun). Filtration by use of an ordinary filter that has been infiltrated with some colloidal substance, such as gelatin, and through which is forced, under pressure, the fluid that is to be filtered.

ultragaseous state (ul-trah-gaz'e-us). See under *radiant matter*.

ultraligation (ul"trah-li-ga'shun). Ligation of a vessel beyond the point of origin of a branch

ultramicrobe (ul-trah-mi'krōb). An ultramicroscopic microorganism.

ultramicron (ul-trah-mi'kron) An ultramicroscopic particle less than one-fourth of a micron in diameter.

ultramicroscope (ul-trah-mi'kro-skōp). An attachment for a microscope by which colloid particles, the flagella of bacteria, spirochetes, the dancing granules in leukocytes, and other objects become visible. Light rays from the mirror of a compound microscope do not pass directly through the field to the eye, but are diverted and illuminate the objects from the side. Hence the objects appear light against a dark field.

ultramicroscopic (ul"trah-mik-ro-skop'ik). Too small to be seen with a microscope.

ultramicroscopy (ul"trah-mi-kros'ko-pe). The employment of the ultramicroscope

ultraprophylaxis (ul"trah-pro-fil-ak'sis) Prophylaxis directed toward the prevention of diseased or abnormal children by regulation of the marriage of the unfit

ultraquinin (ul-trah-kwin'in). An alkaloid from cuprea bark. Called also *homoquinin*.

ultra-red (ul-trah-red') Same as *infra-red*.

ultrasterile (ul-trah-ster'il). More than sterile; containing neither visible microorganisms nor ultramicroscopic virus.

ultratoxon (ul-trah-tok'son). A toxon of the lowest degree of toxicity.

ultraviolet rays (ul-trah-vi'o-let). See under *ray*.

ultravirus (ul-trah-vi'rus). A virus which is ultramicroscopic, but which may be detected by inoculation test.

ultromotivity (ul"tro-mo-tiv'it-e) [L. *ul'tro* spontaneously] Ability to move spontaneously.

Ultzmann's test (ooltz'mahnz) [Robert *Ultzmann*, German chemist, 1842–1889]. See under *tests*

ululation (ul-u-la'shun) [L. *ulula're* to howl]. The loud crying or wailing of hysteric patients.

ulyptol (u-lip'tol). A proprietary antiseptic mixture of phenol. 1 part; eucalyptus oil, 1 part; and salicylic acid, 6 parts.

umb. Abbreviation for L. *umbili'cus*, the navel.

umbelliferone (um-bel-if'er-ōn). A crystalline compound, $C_6(OH,H,H,CH:CH,O,CH,H)$, derived from certain umbelliferous plants.

Umbellularia (um"bel-u-la're-ah) [L.]. A genus of laurinaceous trees. *U. califor'nica* (bay- or spice-tree) has leaves which are used in diarrhea, colic, and headache. Dose of fluidextract, 10–30 min. (0.66–2 c.c.).

umbellulone (um-bel'u-lōn). A colorless liquid ketone, $C_{10}H_{14}O$, from the oil of *Umbellularia*.

umber (um'ber). A natural earth containing chiefly manganese, iron oxid, and silica, used as a pigment.

umbilectomy (um-bil-ek'to-me) [*umbilicus* + Gr. ἐκτομή excision]. Excision of the umbilicus.

umbilical (um-bil'ik-al) [L. *umbilica'lis*]. Pertaining to the umbilicus.

umbilicate (um-bil'ik-āt) [L. *umbilica'tus*]. Shaped like or resembling the navel.

umbilicated (um-bil'ik-āt-ed). Marked by depressed and navel-like spots

umbilication (um"bil-ik-a'shun). A navel-like depression or pit.

umbilicus (um-bil-ī'kus) [L.] The navel; the cicatrix which marks the site of the entry of the umbilical cord. **decidual u.**, a small cicatricial mark on the ovum in the early part of its stay in the uterus; supposed to mark the place of the closure of the decidua reflexa. **posterior u.** Same as *sinus, pilonidal*

umbo (um'bo), pl. *umbo'nes* [L "boss"]. The projecting center of any rounded surface; especially the apex of the membrana tympani (**u. tympani**).

umbonate (um'bo-nāt) [L. *umbo* a knob]. Knob-like; button-like, having a button-like, raised center.

umbrascopy (um bras'ko-pe) [L. *um'bra* shade + Gr. σκοπεῖν to view]. Same as *skiascopy*.

unada (u-na'dah). A proprietary laxative diuretic, tonic, and antirheumatic preparation.

unavoidable hemorrhage (un-av-oi'da-bl hem'-or-āj) See *hemorrhage*.

unbalance (un-bal'ans). Lack or loss of the normal balance between paired parts or organs.

Uncaria (un-ka're-ah) [L.]. A genus of rubiaceous tropical plants See *gambir*.

uncia (un'se-ah) Latin for *ounce* (q. v.) and for *inch*.

unciform (un'sif-orm) [L. *un'cus* hook + *for'ma* form] Hooked, shaped like a hook. **u. bone.** See *unciforme*.

unciforme, os unciforme (os un"se-for'me) [L.]. The uncinate bone, a bone at the ulnar edge of the carpus and in the distal row.

uncinal (un'sin-al). Uncinate.

Uncinaria (un-sin-a're-ah) [L. *un'cus* hook]. A genus of nematode worms. **U. america'na.** Same as *Necator americanus* **U. duodena'lis.** Same as *Ankylostoma duodenale* **U. stenocepha'la,** the hookworm found in dogs.

uncinariasis, uncinariosis (un-sin-ar-i'as-is, un-sin-ar-e-o'sis). See *ankylostomiasis*.

uncinariatic (un-sin-a-re-at'ik). Relating to or affected with uncinariasis.

uncinate (un'sin-āt). Hooked or barred; unciform.

uncinatum (un-sin-a'tum) The unciform bone.

uncipressure (un'se-presh-ur) [L. *un'cus* hook + *pressu'ra* pressure]. Pressure with a hook to stay hemorrhage.

uncomplemented (un-kom'ple-men-ted). Not joined with complement, and therefore not active.

unconscious (un-kon'shus). Insensible; not receiving any sensory impressions and not having any subjective experiences. In Freudian terminology, the unconscious means that part of the mind which includes all thoughts and wishes which the person possessing them cannot accept as belonging to himself, of which he therefore does not know and never can know except through some psychotherapeutic procedure, such as psycho-analysis.

unco-ossified (un-ko-os'if-īd). Not united into one bone.

unction (unk'shun) [L. *unc'tio*]. An ointment; the application of an ointment; inunction.

unctuous (unkt'u-us). Greasy or oily.

uncus (ung'kus) [L. "a hook"]. A hook or hook-like structure. **u. gy'ri fornica'ti, u. gy'ri hippocam'pi** [B N A], the uncinate convolution.

undecalcified (un-de-kal'se-fīd). Not decalcified.

undecane (un'de-kān). A colorless hydrocarbon, $CH_3(CH_2)_9CH_3$, formed by the action of hydriodic acid and phosphorus on undecylic acid.

undercut (un'der-kut). A side cut made in the cavity of a tooth which is being filled, made for the purpose of anchoring the filling.

underhorn (un-der-horn). The inferior cornu of the lateral ventricle.

underhung, underjawed (un-der-hung', un-der-jawd'). Having a prominent lower jaw.

understain (un'der-stān). To stain less deeply than usual.

undertoe (un-der-tō). A condition in which the great toe is displaced under the others.

undifferentiation (un-dif-er-en-she-a'shun). See *anaplasia*.

undine (un'dīn). A small glass flask for irrigating the eye.

undulant (un'du-lant) [L *un'da* wave]. Characterized by wave-like fluctuations.

undulation (un-du-la'shun) [L. *undula'tio*]. A wave-like motion in any medium; a vibration. **jugular u.** Same as *venous pulse*. **respiratory u.**, the variation of the blood-pressure curve due to respiration

Undulina (un-du-lī'nah) Same as *Trypanosoma*.

Ung., ung. An abbreviation for L *unguen'tum*, ointment.

ungrol (un'grol). A preparation of glycerin, gelatin, and sublamin used as a prophylactic for syphilis and gonorrhea.

ungual (un'gwal) [L. *un'guis* nail]. Pertaining to the nails

unguent (un'gwent) [L. *unguen'tum* ointment]. Any ointment, salve, or cerate. See *ointment*.

unguentene (un-gwen-tēn'). A proprietary antiseptic unguent for surgical use.

unguentin (un-gwen'tin). A proprietary antiseptic and soothing ointment consisting of alum ointment containing 2 per cent. of carbolic acid and 5 per cent of ichthyol. It is recommended for use in burns and as a general surgical dressing.

unguentum (un-gwen'tum) [L.]. 1. An ointment. 2. Simple ointment: lard, 80 gm., mixed with 20 gm of yellow wax. 3. A popular name for mercurial ointment; unguentum hydrargyri. **u. ægypti'acum,** a mixture of copper acetate and honey. **u. calami'næ,** "calamine ointment," an ointment prepared by mixing 1 part of prepared calamine with 5 parts of ointment. Called also *Turner's cerate* and *unguen'tum zin'ci carbona'tis* (*impu'ri*). **u. cam'phoræ,** "camphor ointment," an ointment prepared from 2 parts of camphor, 1 part of white wax, and 6 parts of lard. **u. casei'ni,** an ointment of casein, soda, zinc oxid, and carbolic acid. **u. Credé.** See *Credé's ointment*, under *ointment*. **u. du'rum,** an ointment-base made of lanolin and hard and soft paraffin. **u. fus'cum.** See *brown ointment*, under *ointment*. **u. hydrar'gyri,** a preparation made from 500 gm. of mercury, 250 gm. of lard, 230 gm. of suet, and 20 gm. of oleate of mercury, to make 1000 parts. This ointment, when rubbed on the surface of the body, produces, in consequence of its absorption, the general effects of

mercury. It is also employed as a resolvent in local affections, as in the case of venereal buboes and of chronic glandular swellings. Called also *mercurial ointment* and *blue ointment*. **u. mol'le,** an ointment-base composed of lanolin and solid and liquid paraffin. **u. popu'leum,** poplar ointment; an obsolete or domestic medicine containing an extract from the poplar. **u. psoriat'icum,** an ointment of ichthyol, zymoidin, and chrysarobin. **u. zin'ci ox'idi,** melt together 15 gm. of paraffin and 65 gm. of white petrolatum and incorporate 20 gm. of zinc oxid in fine powder.

unguiculate (un-gwik'u-lāt) [L. *unguic'ulus* nail]. Provided with claws; resembling a claw.

unguiculus (ung-wik'u-lus). A small nail or claw.

unguinal (un'gwin-al) [L. *un'guis* a nail]. Pertaining to a nail or to the nails; resembling a nail; pertaining to an unguis.

unguis (un'gwis) [L.]. 1. A nail of a finger or toe. 2. A collection of pus in the cornea; an onyx. 3. A nail-like part.

ungula (un'gu-lah) [L. " claw "]. 1. The hoof of an animal. 2. An instrument for extracting a dead fetus.

Ungulata (un-gu-la'tah). A class of animals, including those that have hoofs.

uni- [L. *u'nus* one]. A prefix meaning *one.*

uniarticular (u"ne-ar-tik'u-lar) [L. *u'nus* one + *artic'ulus* joint]. Pertaining to a single joint.

uniaxial (u-ne-aks'e-al) [L. *u'nus* one + *ax'is* axis]. 1. Having but one axis. 2. Developing in an axial direction only, as, *uniaxial* organism.

unibasal (u-nib-a'sal) [L. *u'nus* one + *ba'sis* base]. Having only one base.

unicamerate (u-nik-am'er-āt) [L. *u'nus* one + *cam'era* chamber]. Having only one cavity.

Unicel'lula can'cri. Butlin's name for the cancer-cell regarded as the causative organism of cancer

unicellular (u-ne-sel'u-lar) [L. *u'nus* one + *cel'lula* cell]. Made up of but a single cell.

unicentral (u-nis-en'tral) [L. *u'nus* one + *cen'trum* center]. Having a single center of growth.

uniceps (u'nis-eps) [L. *u'nus* one + *ca'put* head]. Having one head or origin. said of a muscle.

uniceptor (u'nis-ep-tor). A septor with a single combining group. See *Ehrlich's side-chain theory*, under *theory*.

unicism (u'nis-izm) [L. *uni'cus* single]. The obsolete opinion that there is but one kind of venereal virus.

unicornous (u-ne-kor'nus) [L. *unicor'nis*]. Having but one cornu.

unicorn-root (u'nik-orn-rūt) [L. *unicor'nis*, one-horned]. See *Aletris*.

unicuspid, unicuspidate (u-ne-kus'pid, u-ne-kus'pid-āt). A tooth that has only one cusp

uniferate (u-nif-o'rāt) [L. *u'nus* one + *fora'tus* pierced]. Having only one opening.

unifiagellate (u-nif-laj'el-āt). Having one flagellum.

unigerminal (u-ne-jer'min-al). Pertaining to a single germ.

uniglandular (u-ne-glan'du-lar). Affecting or containing one gland.

unigravida (u-nig-rav'id-ah) [L. *u'nus* one + *grav'ida* pregnant]. A woman pregnant for the first time.

unilaminar (u-ne-lam'in-ar). Having only one layer.

unilateral (u-nil-at'er-al) [L. *u'nus* one + *la'tus* side]. Affecting but one side.

unilobar (u-ne-lo'bar). Having only one lobe; consisting of a single lobe.

unilocular (u-nil-ok'u-lar) [L. *u'nus* one + *loculus*]. Having but one loculus or compartment.

uninfiltrated (un-in-fil'tra-ted). Not filtrated.

uninuclear, uninucleated (u-ne-nu'kle-ar, u-ne-nu'kle-a-ted). Having but one nucleus.

uniocular (u-ne-ok'u-lar) [L. *u'nus* one + *oc'ulus* eye]. Pertaining to or affecting but one eye.

union (ūn'yun) [L *u'nio*]. The process of healing; the renewal of continuity in a broken bone or between the lips of a wound. See *healing*. **vicious u.,** union of the ends of a fractured bone so as to produce deformity.

unioval, uniovular (u-ne-o'val, u-ne-ov'u-lar) [L. *u'nus* one + *o'vum* egg]. Arising from one ovum; said of certain twin pregnancies.

unipara (u-nip'ah-rah) [L. *u'nus* one + *par'ere* to bear]. A woman who has borne but one child. Cf. *unigravida*.

uniparental (u"ne-par-en'tal). Pertaining to one of the parents only.

uniparous (u-nip'ar-us) [L. *u'nus* one + *par'ere* to produce]. Having given birth to but one child.

unipolar (u-nip-o'lar) [L. *u'nus* one + *po'lus* pole]. 1. Having but a single pole or process, as a nerve-cell. 2. Performed with one electric pole.

unipotent (u-nip'o-tent), Unipotential.

unipotential (u-nip-o-ten'shal) [L. *u'nus* one + *po'tens* able]. Capable in one way only. said of cells which can give rise to cells of one order only. Cf. *totipotential*.

unirritable (un-ir'it-ab-l). Not irritable; not capable of being stimulated.

uniseptate (u-nis-ep'tāt). Having only one septum.

unisexual (u-ne-seks'u-al) [L. *u'nus* one + *sex'us* sex] Of only one sex; having the sexual organs of one sex only.

unit (u'nit) [L. *u'nus* one]. 1. A single thing. 2. A quantity assumed as a standard of measurement. 3. Same as *gene* **alexinic u.,** the smallest quantity of alexinic serum required to dissolve a given amount of red blood-corpuscles in the presence of an excess of hemolytic serum. **amboceptor u.,** the least quantity of amboceptor with which a definite amount of red blood-corpuscles will be dissolved by an excess of complement. **Angström's u.,** a unit of length, being one-ten-thousandth of a micron. used in expressing wave lengths of light. **antigen u.,** the least quantity of antigen which will fix one unit of complement so as to prevent hemolysis. **antitoxic u.,** a unit for expressing the strength of an antitoxin. The unit of diphtheria antitoxin is approximately the amount of antitoxin which will preserve the life of a guinea-pig weighing 250 gm. for at least four days after it is injected subcutaneously with a mixture of 100 times the minimum fatal dose of diphtheria toxin and the antitoxin. Practically, it is the equivalent of a standard unit preserved in Washington. The unit of tetanus antitoxin is approximately ten times the amount of tetanus antitoxin which will preserve the life of a guinea-pig weighing 350 gm. for at least ninety-six hours after the injection of a mixture of 100 minimum lethal doses of tetanus toxin and the antitoxin. **Behnken's u.,** a unit of Roentgen ray dosage, being that quantity which, when applied to 1 c.c. of air at 18° C. and 760 mm. Hg of pressure, engenders sufficient electric conductivity to equal one electrostatic unit, as measured by the saturation current. **British thermal u.,** the amount of heat necessary to raise 1 pound of water 1 degree Fahrenheit It equals 3.96 large calories. It is abbreviated B. T. U. **u. of capacity.** See *farad*. **cat u.,** that amount of a drug calculated per kilogram of cat which is just sufficient to kill when slowly and continuously injected into the vein (Hatcher). **C. G. S. u.,** any unit in the centimeter-gram-second system **complement u.,** the least quantity of complement which will hemolyze a definite amount of red blood-corpuscles in the presence of an amboceptor unit. **u. of current.** See *ampere*. **u. of electricity.** See *ampere, coulomb, farad, ohm, volt,* and *watt*. **electromagnetic u's,** that system of units which is based on the fundamental definition of a unit

magnetic pole as one which will repel an exactly similar pole with a force of one dyne when the poles are 1 cm. apart. **u. of electromotive force.** See *volt.* **electrostatic u's,** that system of units which is based on the fundamental definition of a unit charge as one which will repel a similar charge with a force of one dyne when the two charges are 1 cm. apart. **u. of force.** See *dyne.* **Hampson u.,** a unit of Roentgen-ray dosage; it is one-quarter of the erythema dose. **u. of heat,** the quantity of heat required to raise a kilogram of water one degree centigrade. See *calorie* and *therm.* **hemolytic u.,** the amount of inactivated immune serum which, in the presence of complement, will completely hemolyze 1 c.c. of a 5 per cent. emulsion of washed red blood-corpuscles. **Holzknecht u.,** a unit of roentgen-ray dosage equal to $\frac{1}{8}$ the erythema dose. **immunizing u.** See *antitoxic u.* **Kienboeck u.,** a unit of roentgen-ray dosage equal to $\frac{1}{10}$ of the erythema dose. **mache u.,** a unit of emanation, being that quantity which produces a current of saturation equal to one-ten-thousandth of the electrostatic unit of current intensity. **pepsin u.,** a unit for measuring the proportion of pepsin in the gastric juice. **physiologic u.** Same as *micelle.* **u. of quantity.** See *coulomb.* **quantum u.** See *Planck's constant,* under *constant* **u. of resistance.** See *ohm.* **toxic u., toxin u.,** the smallest dose of diphtheria toxin which will kill a guinea-pig weighing about 250 gm. in from three to four days. **uranium u.,** a unit for measuring radio-activity, the activity of uranium being considered as 1. **urotoxic u.,** the smallest quantity of urotoxin which will kill an animal weighing 1 gm.

unitary (u'nit-a-re) [L. *u'nitas* oneness]. Composed of or pertaining to a single unit.

unitubercular (u"ni-tu-ber'ku-lar). Having one tubercle or cusp; said of a tooth

univalence (u-niv'al-ens). The state or condition of being univalent.

univalent (u-niv'al-ent) [L. *u'nus* one + *vale're* to be strong]. Having a valence of one; replacing or combining with one hydrogen atom.

unmedullated (un-med'u-la-ted). Not possessing a medulla said of a nerve-fiber.

Unna's dermatosis, paste (oon'ah) [Paul *Unna,* dermatologist in Hamburg, born 1850]. See under *dermatosis* and *paste.*

unnerving (un-ner'ving) The removal of the nerves, as those of a horse's foot, for navicular disease.

unof. An abbreviation for *unofficial.*

unofficial (un-of-fish'al) [L. *un* not + *official*]. Not authorized by the established dispensatories and formularies.

unorganized (un-or'gan-izd). Not having organs; not developed into an organic structure.

unorientation (un-o-re-en-ta'shun). Extreme disorder of memory in which the person loses the ideas of place and time.

unphysiologic (un-fiz-e-o-loj'ik). Not in harmony with the laws of physiology.

unpigmented (un-pig'men-ted). Having no pigment.

unpolarized (un-po'lar-izd). Not polarized.

unrest, peristaltic (un-rest'). A state of muscular spasm of the stomach.

unsaturated (un-sat'u-ra-ted). Not saturated: said of—(1) a menstruum which has not dissolved as much of the solid as it is capable of doing; (2) a chemic compound all the affinities of which are not satisfied.

Unschuld's sign (oon'shooldz) [Paul *Unschuld,* German internist, born 1835]. See under *sign.*

unsex (un-seks'). To spay, or deprive of the ovaries.

unstriated (un-stri'a-ted). Having no striations or striæ.

unstriped (un-stripт'). Same as unstriated.

ununited (un-u-ni'ted). Not united.

Unverricht's disease (oon'fer-ikts) [Heinrich *Unverricht,* German physician, 1853–1912]. See *myoclonus epilepsy,* under *epilepsy.*

unwell (un-wel'). 1. Sick, or not well. 2. Menstruating.

upas (u'pas) [Javanese]. The poisonous Javanese tree, *Anti'aris toxica'ria:* it affords a resin called bohan upas. **u. tieuté** (te-u'ta), a deadly Javanese poison from *Strych'nos tieu'té:* it contains strychnin. Dose of extract, $\frac{1}{4}$–$\frac{1}{2}$ gr. (0.016–0.033 gm.).

upgrade (up-grād). To raise the grade of a head of cattle by introducing a higher strain of blood.

upsiloid (up'sil-oid) [Gr. *ὖψιλόν* letter *υ* + *εἶδος* form]. Shaped like the letter V or U.

Ur., ur. Abbreviation for *urine.*

urachal (u'rak-al). Pertaining to the urachus.

urachovesical (u"rak-o-ves'ik-al). Pertaining to the urachus and the bladder.

urachus (u'rak-us) [Gr *οὐραχός*] A cord which extends from the apex of the bladder to the navel. It represents the remains of the canal in the fetus which joins the bladder with the allantois.

uracil (u'ras-il). A ureid, dihydroxypyrimidin, $C_4H_4O_2N_2$, obtained from nucleinic acid.

uracrasia (u-rak-ra'se-ah) [Gr. *οὖρον* urine + *ἀκρασία* bad mixture]. A disordered state of the urine.

uracratia (u-rak-ra'she-ah) [Gr. *οὖρον* urine + *ἀκρατία* debility]. Enuresis; inability to retain the urine.

uræmia (u-re'me-ah). See *uremia.*

uragogue (u'rag-og) [Gr *οὖρον* urine + *ἀγογός* leading]. Increasing urinary secretion.

ural, uralium (u'ral, u-ra'le-um). Chloralurethan, a bitter, crystalline oil or powder, $CCl_3CH(OH)NHCO_2C_2H_5$, insoluble in cold water, but soluble in alcohol and ether. It is used as a hypnotic. Dose, 15–45 gr. (1–3 gm.).

uraline (u'ral-in). Same as *ural.*

uramil (u'ram-il). A crystalline body, $CO(NH.CO)_2CH.NH_2$, or dialuramid, obtainable from uric acid, alloxantin, and other substances.

uramin (u-ram'in). Guanidin, a poisonous base, $NH\ C(NH_2)_2$, derivable from guanin.

uranalysis (u-ran-al'is-is) [Gr. *οὖρον* urine + *analysis*]. The chemic analysis of urine. See *urinalysis.*

uran-gallein (u-ran-gal'e-in). A combination of gallein and uranium: used as a stain for elastic tissue.

uranidin (u-ran'id-in). Any one of a group of yellow animal pigments.

uranin (u'ran-in). Fluorescein-sodium: injected into the veins of a living person, it causes the mucous membranes to become yellow in a few minutes. Injected after death, a similar discoloration takes place, but only after the lapse of at least one hour.

uraniscochasma (u-ran"is-ko-kaz'mah) [Gr. *οὐρανίσκος* palate + *χάσμα* cleft]. Fissure of the palate.

uranisconitis (u-ran"is-ko-ni'tis) [Gr. *οὐρανίσκος* palate + *-ιτις* inflammation]. Inflammation of the palate.

uraniscoplasty (u-ran-is'ko-plas-te). Same as *uranoplasty*

uraniscorrhaphy (u"ran-is-kor'a-fe) [Gr. *οὐρανίσκος* palate + *ῥαφή* seam]. Suture of a cleft-palate. Same as *staphylorrhaphy.*

uraniscus (u-ran-is'kus) [Gr. *οὐρανίσκος*]. The palate, the roof of the mouth.

uranism (u'ran-izm). Same as *urnism.*

uranist (u'ran-ist). A sexual pervert; an urning.

uranium (u-ra'ne-um) [L. *U'ranus* a planet]. A hard and heavy metallic element; symbol, U.;

atomic weight, 238.2; specific gravity, 18.7. Some of its compounds are medicinal. Uranium salts give off radio-active emanations. By the disintegration of uranium there is formed a series of radio-elements: uranium x, ionium, radium, radium-emanation, radiums A, B, C, D, E, and F. Uranium is also the progenitor of another group of elements, actinium, radio-actinium, actinium-emanation, and actiniums A, B, and C. See *table of radio-active elements*, p. 928. **u. acetate,** a yellow salt, $C_2H_3O_2\ UO_2 2H_2O$: to be used in coryza, in a snuff or wash, with great caution. **u.-ammonium fluorid,** a pale-yellow, crystalline powder, $UO_2F_2 4NH_4.H_2O$. used in skiagraphy. **u. nitrate,** a yellow, crystalline, astringent substance, $(NO_3)_2UO_2 6H_2O$, principally used for diabetes and in sprays for throat diseases. Dose, ⅛–1 gr. (0.011–0.066 gm.). **u. x,** a radio-active matter contained in uranium.

uranoblen (u-ra'no-blen). A proprietary preparation of silver with uranin used in the form of bougies (called *caviblen rods*) in the treatment of gonorrhea.

uranoplastic (u"ran-o-plas'tik). Pertaining to uranoplasty.

uranoplasty (u'ran-o-plas-te) [Gr. *οὐρανός* palate + *πλάσσειν* to mold]. The plastic surgery of the palate; any plastic operation for the cure of cleft-palate.

uranoplegia (u-ran-o-ple'je-ah) [Gr. *οὐρανός* palate + *πληγή* stroke]. Paralysis of the soft palate.

uranorrhaphy (u-ran-or'a-fe) [Gr. *οὐρανός* palate + *ῥαφή* seam]. The surgical closure of a cleft-palate, especially of the hard palate. See *staphylorrhaphy*.

uranoschisis (u-ran-os'kis-is) [Gr. *οὐρανός* palate + *σχίσις* fissure]. Fissure of the palate; cleft palate.

uranoschism (u-ran'o-skizm) [Gr *οὐρανός* palate + *σχίσμα* cleft]. Fissure of the palate.

uranostaphyloplasty (u"ran-o-staf'il-o-plas-te). A plastic operation for repairing a defect of both the soft and hard palates.

uranostaphylorrhaphy (u"ran-o-staf-il-or'a-fe) [Gr. *οὐρανός* palate + *σταφυλή* uvula + *ῥαφή* suture] Closure of fissure of the hard and soft palates.

Uranotænia (u"ran-o-te'ne-ah). A genus of tropical mosquitos

uranyl (u'ra-nil) Uranium dioxid, UO_2. **u. acetate,** a yellow crystalline compound used in coryza. **u. nitrate,** a greenish-yellow crystalline compound used in diabetes. Dose ⅛–¼ gr (0.01–0.015 gm.).

urari (oo-rah're). 1. Same as *curare*. 2. More correctly, the arrow-poison of the Macusi Indians of the Amazon Valley It is similar to, but not identical with, the curare (q. v.) of Venezuela and Colombia.

urarine (u-ra'rin). See *curarin*.

urarize (u'rar-īz). To put under the influence of urari.

uraroma (u-rar-o'mah) [Gr *οὖρον* urine + *ἄρωμα* spice]. The spicy odor of urine.

urarthritis (u-rar-thri'tis) Gouty arthritis.

urase (u'rās). Same as *urease*.

uraseptine (u-ras-ep'tin). A proprietary urinary antiseptic containing piperazin, urotropin, helmetol, and benzoates of sodium and lithium

urasin (u-ras'in). An enzyme derivable from urea by the action of various bacteria.

urasol (u'ra-sol). Acetyl methylene disalicylic acid, $CH_2(CH_3\ COO\ C_6H_3\ COOH)_2$. used as a diuretic, a solvent for uric acid, and an antiseptic. Dose, 5–8 gr. (0.33–0.5 gm.).

urate (u'rāt) [L *u'ras*]. Any salt of uric acid. Urates, especially that of sodium, are constituents of the urine, the blood, and of tophi, or calcareous concretions.

uratemia, uratæmia (u-rat-e'me-ah) [*urate* + Gr. *αἷμα* blood]. The presence of urates in the blood.

uratic (u-rat'ik). Pertaining to urates or to gout.

uratolysis (u-ra-tol'is-is). The decomposition or splitting up of urates.

uratolytic (u-ra-to-lit'ik) [*urate* + Gr. *λύσις* dissolution]. Having the power of dissolving urates.

uratoma (u-rat-o'mah) [*urate* + Gr. *-ωμα* tumor]. A tophus, or concretion made up of urates.

uratosis (u-rat-o'sis). The deposition of crystalline urates in the tissues.

uraturia (u-rat-u're-ah) [L. *u'ras* a urate + Gr. *οὖρον* urine] The presence of an excess of urates in the urine, lithuria.

urazin, urazine (u'raz-in). 1. A crystalline basic substance, $CO<^{NH—NH}_{NH—NH}>CO$, of the tetrazin class, derivable from two molecules of urea. 2. Effervescent granules containing citro-salicylate of piperazine for use in gout as a uric acid eliminant.

urazole (u'raz-ōl). A crystalline compound, $(NH.CO)_2NH$, formed by heating urea with hydrazin sulphate.

urceiform (er-se'if-orm) [L. *urce'us* pitcher + *for'ma* shape]. Pitcher shaped.

urceolate (er-se-o-lāt). Urceiform.

urea (u-re'ah). A white, crystallizable substance, the diamid of carbonic acid, $CO(NH_2)_2$, from the urine, blood, and lymph. It is the chief nitrogenous constituent of the urine, and is the final product of the decomposition of proteins in the body, being the form under which the nitrogen of the body is given off. It is believed to be formed in the liver out of amino-acids and other compounds of ammonia. Urea has been prescribed as a remedy for night-sweats and as a uric-acid solvent and diuretic. Dose, 5–10 gr. (0.333–0.666 gm.) **u. enzyme, u. ferment,** an enzyme producing the alkaline fermentation of the urine. See *urease*. **malo u.** Same as *veronal* **malonyl u.** See *barbituric acid*. **mesoxalyl u.** See *alloxan* **u. quinate** and **u. salicylate** are used in gouty conditions. **u. quinin.** See *quinin hydrochloro-carbamid*. **u.-stibamine.** See under *stibamine*.

ureabromin (u-re-ah-bro'min). A combination of calcium bromid and urea, containing 36 per cent. of bromin used like bromin salts and said to be free from the objectional effects of the latter upon the kidneys.

urea-concentration test. See under *tests*.

ureagenetic (u-re"ah-jen-et'ik) [*urea* + Gr. *γεννᾶν* to produce]. Forming or producing urea.

ureal (u're-al). Pertaining to urea.

ureameter (u-re-am'et-er) [*urea* + L. *me'trum* measure]. An instrument used in determining the amount of urea present in the urine.

ureametry (u-re-am'et-re). The measurement of the urea present in the urine.

urease (u're-ās). A ferment first extracted by Takeuchi from soy bean It is also found in mucous urine passed during inflammation of the bladder. It is formed by various microorganisms, and is capable of causing the decomposition of urea into ammonium carbonate, and hippuric acid into benzoic acid and glycocoll Called also *urea ferment*. **u. test.** See under *tests*.

urecchysis (u-rek'is-is) [Gr. *οὖρον* urine + *ἔκχυσις* a pouring out]. The effusion of urine into the cellular tissue.

Urechites suberecta (u-rek'it-ēz sub-e-rek'tah). Savannah flower; an apocynaceous plant of tropical America, with poisonous and antipyretic leaves. Dose of fluidextract, 2–10 min. (0.13–0.66 c.c.).

urechitin (u-rek'it-in). A poisonous glucosid, $C_{28}H_{42}O_8 + xH_2O$, from *Urech'ites suberec'ta*.

urechitoxin (u-rek-it-oks'in). A poisonous glucosid, $C_{13}H_{20}O_5$, from *Urech'ites suberec'ta*.

urecidin (u-re-si'din). A granular preparation of lemon-juice and lithium citrate. used for gout and uricacidemia.

uredema, urœdema (u-re-de'mah) [Gr. *οὖρον* urine + *οἴδημα* swelling]. A puffy condition of the tissues due to their infiltration with extravasated urine.

uredo (u-re'do), pl. *ured'ines* [L]. 1. An itching or burning sensation of the skin. 2. Urticaria.

ureid (u're-id). A compound of urea and an acid or aldehyd formed by the elimination of water. Those from one molecule of urea, as alloxan, are monoureids; those derived from two, as uric acid, are diureids

urein (u-re'in). A yellowish, oily substance isolated from the urine, and said to be the principal organic constituent and the true cause of uremia. It has a specific gravity of 1 27, and mixes freely with water and alcohol.

urelcosis (u-rel-ko'sis) [Gr. *οὖρον* urine + *ἕλκωσις* ulceration]. 1. Ulceration of the urinary passages. 2. An ulcer due to derangement of the urinary apparatus.

uremia, urœmia (u-re'me-ah) [Gr. *οὖρον* urine + *αἷμα* blood]. The presence of urinary constituents in the blood, and the toxic condition produced thereby. It is marked by nausea, vomiting, headache, vertigo, dimness of vision, coma or convulsions, and a urinous odor of the breath and perspiration. It is due to suppression or deficient secretion of the urine from any cause. **puerperal u.**, uremic poisoning following childbirth.

uremic (u-re'mik). Caused by or pertaining to uremia

uremide (u'rem-īd). An erythematous eruption due to uremic poisoning

uremigenic (u-re-mij-en'ik). Caused by or due to uremia.

ureol (u're-ol) A preparation of urotropin, sodium benzoate, and lithium benzoate used as a urinary antiseptic and diuretic.

ureometer (u-re-om'et-er). Same as *ureameter*.

ureometry (u-re-om'et-re). Same as *ureametry*.

ureosecretory (u-re-o-se'kre-to-re) Pertaining to the secretion of urea.

urerythrin (u-rer'ith-rin). Same as *uro-erythrin*.

uresiesthesis, uresiæsthesis (u-re-se-es-the'sis) [Gr. *οὕρησις* urination + *αἴσθησις* sensation]. The normal impulse to pass the urine

uresin (u-re'sin) The double citrate of urotropin and lithium citrate, a white, crystalline powder, used as a solvent for stone.

uresis (u-re'sis) [Gr. *οὕρησις*]. The passage of urine; urination.

uret (u'ret). The chemic group CH_2NO.

-uret [L *ure'tum*] A termination denoting a binary compound of sulphur, carbon, etc., with some other element. Obsolete. See *-id*.

uretal (u-re'tal) Pertaining to a ureter.

ureter (u-re'ter) [Gr *οὐρητήρ* ureter]. The fibromuscular tube which conveys the urine from the kidney to the bladder It begins with the pelvis of the kidney, a funnel-like dilatation, and empties into the base of the bladder, being from sixteen to eighteen inches long **truant u.**, a ureter which opens into the external meatus of the urethra instead of at its normal place.

ureteral (u-re'ter-al). Pertaining to or used upon the ureter.

ureteralgia (u''re-ter-al'je-ah) [Gr. *οὐρητήρ* ureter + *ἄλγος* pain]. Pain in the ureter, neuralgia of the ureter.

uretercystoscope (u-re-ter-sis'to-skōp) [Gr. *οὐρητήρ* ureter + *κύστις* bladder + *σκοπεῖν* to examine] An electric cystoscope with a long groove in its wall in which lies a catheter, which is inserted into the ureter.

ureterectasia (u-re''ter-ek-ta'se-ah). Ureterectasis.

ureterectasis (u-re-ter-ek'tas-is) [Gr. *οὐρητήρ* ureter + *ἔκτασις* distention]. Distention of the ureter.

ureterectomy (u''re-ter-ek'to-me) [Gr. *οὐρητήρ* ureter + *ἐκτομή* excision]. The surgical removal of a ureter.

ureteric (u-re-ter'ik). Same as *ureteral*.

ureteritis (u''re-ter-i'tis) [Gr. *οὐρητήρ* ureter + *-ιτις* inflammation]. Inflammation of a ureter.

ureterocele (u-re'ter-o-sēl) [Gr. *οὐρητήρ* ureter + *κήλη* hernia] 1. Cystic dilatation of the lower end of the ureter. 2. Hernia of the ureter; hernia containing a ureter.

ureterocervical (u-re''ter-o-ser'vik-al). Pertaining to a ureter and to the cervix uteri, as, a *ureterocervical* fistula.

ureterocolostomy (u-re''ter-o-ko-los'to-me) [Gr. *οὐρητήρ* ureter + *κῶλον* colon + *στόμα* mouth]. The operation of implanting the ureter into the colon.

ureterocystanastomosis (u-re''ter-o-sis-tan-as-to-mo'sis). Transplantation of the ureter into the bladder, ureteroneocystostomy.

ureterocystoneostomy (u-re''ter-o-sis''to-ne-os'-to-me) [Gr *οὐρητήρ* ureter + *κύστις* bladder + *νεός* new + *στόμα* mouth]. Same as *ureteroneocystostomy*

ureterocystoscope (u-re''ter-o-sis'to-skōp). A cystoscope with an appliance for catheterizing the ureters.

ureterocystostomy (u-re''ter-o-sis-tos'to-me) [Gr. *οὐρητήρ* ureter + *κύστις* bladder + *στόμα* mouth]. The artificial formation of an opening from the ureter to the bladder.

ureterodialysis (u-re''ter-o-di-al'is-is) [Gr. *οὐρητήρ* ureter + *διάλυσις* separation]. Rupture of a ureter.

uretero-enteric (u-re''ter-o-en-ter'ik). Connecting the ureter and the intestine.

uretero-enterostomy (u-re''ter-o-en-ter-os'to-me) [Gr. *οὐρητήρ* ureter + *ἔντερον* bowel + *στόμα* mouth] The artificial formation of a passage from a ureter to the intestine.

ureterography (u-re-ter-og'raf-e) [Gr. *οὐρητήρ* ureter + *γράφειν* to write]. Radiography of the ureter after injection of an opaque medium into the ureter.

uretero-intestinal (u-re''ter-o-in-tes'tin-al). Pertaining to the ureter and intestine.

ureterolith (u-re'ter-o-lith) [Gr. *οὐρητήρ* ureter + *λίθος* stone]. A calculus lodged or formed in a ureter.

ureterolithiasis (u-re''ter-o-lith-i'as-is). The formation of a calculus in the ureter.

ureterolithotomy (u-re''ter-o-lith-ot'o-me) [Gr. *οὐρητήρ* ureter + *λίθος* stone + *τομή* cut]. The removal of a calculus from the ureter by incision.

ureterolysis (u-re-ter-ol'is-is) [Gr. *οὐρητήρ* ureter + *λύσις* dissolution]. 1. Rupture of the ureter. 2. Paralysis of the ureter.

ureteroneocystostomy (u-re''ter-o-ne''o-sis-tos'-to-me) [Gr. *οὐρητήρ* ureter + *νεός* new + *κύστις* bladder + *στόμα* mouth] The surgical formation of a communication between the ureter and a new portion of the bladder.

ureteroneopyelostomy (u-re''ter-o-ne''o-pi-el-os'to-me) [Gr *οὐρητήρ* ureter + *νεός* new + *πύελος* pelvis + *στόμα* mouth] An operation for cutting out a stricture of the ureter and inserting the upper end of the lower segment of the ureter into a new aperture into the pelvis of the kidney.

ureteronephrectomy (u-re''ter-o-nef-rek'to-me) [Gr. *οὐρητήρ* ureter + *νεφρός* kidney + *ἐκτομή* excision]. Extirpation of a kidney and its ureter.

ureterophlegma (u-re''ter-o-fleg'mah) [Gr. *οὐρητήρ* ureter + *φλέγμα* phlegm]. The presence of mucus in the ureter.

ureteroplasty (u-re'ter-o-plas-te) [Gr. *οὐρητήρ* ureter + *πλάσσειν* to form]. Plastic operation upon the ureter for widening a stricture.

ureteroproctostomy (u-re''ter-o-prok-tos'to-me) [Gr. *οὐρητήρ* ureter + *πρωκτός* anus + *στόμα* mouth]. The operation of forming an artificial passage between the ureter and the anus.

ureteropyelitis (u-re''ter-o-pi-el-i'tis) [Gr. *οὐρητήρ* ureter + *πύελος* pelvis]. Inflammation of a ureter and of the pelvis of a kidney.

ureteropyelography (u-re''ter-o-pi-el-og'raf-e). Radiography of the ureter and pelvis of the kidney. See *pyelography*.

ureteropyeloneostomy (u-re''ter-o-pi''el-o-ne-os'to-me) [Gr. *οὐρητήρ* ureter + *πύελος* pelvis + *νεός* new + *στόμα* mouth]. The surgical formation of a new passage from the pelvis of a kidney to the ureter.

ureteropyelonephritis (u-re''ter-o-pi''el-o-nef-ri'tis) [Gr *οὐρητήρ* ureter + *πύελος* pelvis + *νεφρός* kidney + *-ιτις* inflammation]. Inflammation of the ureters and the pelvis of the kidney.

ureteropyelostomy (u-re''ter-o-pi-el-os'to-me). Ureteropyeloneostomy.

ureteropyosis (u-re''ter-o-pi-o'sis) [Gr. *οὐρητήρ* ureter + *πύον* pus]. Suppurative inflammation of the ureter.

ureterorectoneostomy (u-re''ter-o-rek''to-ne-os'-to-me) [Gr. *οὐρητήρ* ureter + *rectum* + Gr. *νέος* new + *στόμα* mouth]. Ureterorectostomy.

ureterorectostomy (u-re''ter-o-rek-tos'to-me) [Gr. *οὐρητήρ* ureter + *rectum* + Gr. *στόμα* mouth]. The operation of implanting the ureter into the rectum so that it opens there.

ureterorrhagia (u-re''ter-or-a'je-ah) [Gr. *οὐρητήρ* ureter + *ῥηγνύναι* to burst forth]. A discharge of blood from the ureter.

ureterorrhaphy (u''re-ter-or'a-fe) [Gr. *οὐρητήρ* ureter + *ῥαφή* suture]. The operation of suturing the ureter or fistula.

ureterosalpingostomy (u-re''ter-o-sal-ping-os'to-me). See *salpingo-ureterostomy*

ureterosigmoidostomy (u-re''ter-o-sig-moi-dos'-to-me). The operation of implanting the ureter into the sigmoid flexure.

ureterostegnosis (u-re''ter-o-steg-no'sis) [Gr. *οὐρητήρ* ureter + *στεγνώσις* contraction]. See *ureterostenosis*.

ureterostenoma (u-re''ter-o-sten-o'mah) [Gr. *οὐρητήρ* ureter + *στένωμα* stricture]. Stricture of the ureter.

ureterostenosis (u-re''ter-o-ste-no'sis) [Gr. *οὐρητήρ* ureter + *στένωσις* constriction]. Stricture of the ureter.

ureterostoma (u''re-ter-os'to-mah) [Gr. *οὐρητήρ* ureter + *στόμα* mouth]. 1. The vesical orifice of the ureter. 2. A ureteral fistula.

ureterostomosis (u-re''ter-o-sto-mo'sis). Ureterostomy.

ureterostomy (u''re-ter-os'to-me) [Gr. *οὐρητήρ* ureter + *στόμα* mouth]. The formation of a permanent fistula through which a ureter may discharge its contents.

ureterotomy (u''re-ter-ot'o-me) [Gr. *οὐρητήρ* ureter + *τομή* cut] The surgical incision of a ureter.

ureterotrigono-enterostomy (u-re''ter-o-trigo''no-en-ter-os'to-me) [*ureter* + *trigone* + *enterostomy*]. Implantation into the intestine of the ureter with the part of the bladder wall surrounding its termination.

ureterotrigonosigmoidostomy (u-re''ter-o-trigo''no-sig-moi-dos'to-me) [*ureter* + *trigone* + *sigmoidostomy*). Implantation into the sigmoid flexure of the ureter with that part of the bladder wall which surrounds its termination.

uretero-ureteral (u-re''ter-o-u-re'ter-al). Connecting two parts of the ureter.

uretero-ureterostomy (u-re''ter-o-u''re-ter-os'-to-me) [Gr. *οὐρητήρ* ureter + *ureterostomy*]. The splicing of the ends of a divided ureter; the formation of a passage from one ureter to another.

uretero-uterine (u-re''ter-o-u'ter-in). Pertaining to a ureter and the uterus.

ureterovaginal (u-re''ter-o-vaj'in-al). Pertaining to a ureter and the vagina.

urethan (u're-than). 1 Ethyl carbamate, $C_2H_5O.CO.NH_2$: a crystalline hypnotic, antipyretic, and antispasmodic. It is soluble in water, alcohol, ether, and chloroform. Dose, 10–15 gr. (0.66–1 gm.). 2. Any ester of carbamic acid.

urethra (u-re'thrah) [Gr *οὐρήθρα*] A membranous canal conveying urine from the bladder to the surface, and in the male conveying the seminal ejaculations The **male urethra** extends from the neck of the bladder to the urinary meatus, measures 8 or 9 inches in length, and presents a double curve when the penis is flaccid. It is divided into three portions—the *prostatic*, the *membranous*, and the *spongy*. The *prostatic portion* runs from the base to the apex of the prostate gland, it is the largest portion of the canal in diameter, and 1¼ inches long. In its floor is a ridge, the *verumontanum*, or *caput gallinaginis*. On each side is a fossa, its floor showing the many openings of the prostatic ducts, called the *prostatic sinus*. The *sinus pocularis* is a depression beneath the middle lobe of the prostate, and in this or on its edges open the ejaculatory ducts. The *membranous urethra* is the smallest in diameter of any portion of the canal It runs from the apex of the prostate to the bulb of the corpus spongiosum, being included between the layers of the triangular ligament. It is 1¼ inches in length. The *spongy portion* (or *penile urethra*), about 6 inches long, runs from the membranous portion to the meatus It has a dilatation posteriorly and one anteriorly—the *fossa navicularis*. The ducts of Cowper's glands empty into the bulb. The *lacuna magna* is a mucous crypt in the roof of the vesicular fossa. The *meatus* is the anterior urethral orifice; it is a vertical slit, and is the narrowest part of the urethra. The **female urethra** is 1½ inches long, it runs above the anterior vaginal wall, and pierces the triangular ligaments, as in the male. Its structure is similar to that of the male urethra. **u. mulie'bris** [B N A], the female urethra **u. viri'lis** [B N A], the male urethra

urethral (u-re'thral). Pertaining to the urethra.

urethralgia (u-re-thral'je-ah) [Gr *οὐρήθρα* urethra + *ἄλγος* pain]. Pain in the urethra.

urethrascope (u-re'thras-kōp). See *urethroscope*.

urethratresia (u-re''thrat-re'zhe-ah) [*urethra* + *atresia*]. Imperforation of the urethra.

urethrectomy (u-re-threk'to-me) [Gr. *οὐρήθρα* urethra + *ἐκτομή* excision] The surgical removal of the urethra or a part of it.

urethremphraxis (u-re-threm-fraks'is) [Gr. *οὐρήθρα* urethra + *ἔμφραξις* obstruction]. Obstruction of the urethra.

urethreurynter (u-rēth-ru-rin'ter) [Gr. *οὐρήθρα* urethra + *εὐρύνειν* to make wide]. An instrument for dilating the urethra.

urethrism (u're-thrizm) [L. *urethris'mus*]. Irritability or chronic spasm of the urethra.

urethritis (u-re-thri'tis) [Gr. *οὐρήθρα* urethra + *-ιτις* inflammation]. Inflammation of the urethra. **anterior u.**, inflammation affecting the urethra in front of the anterior layer of the triangular ligament. **gonorrheal u.**, gonorrhea. **gouty u.**, urethritis due to gout **non-specific u.**, simple urethritis. **u. petrif'icans**, urethritis with the formation of calcareous matter in the urethral wall. **posterior u.**, inflammation affecting the membranous and prostatic parts of the urethra **prophylactic u.**, a mild urethritis resembling gleet that sometimes follows and is caused by the prophylactic irrigations used to pre-

vent venereal infections. **simple u.**, inflammation not due to a specific infection **specific u.**, that due to infection with the gonococcus. **u. vene'rea**, gonorrhea.

urethroblennorrhea (u-re"thro-blen-o-re'ah). A purulent discharge from the urethra

urethrobulbar (u-re"thro-bul'bar). Pertaining to the urethra and the bulb of the corpus spongiosum.

urethrocele (u-re'thro-sēl) [Gr *οὐρήθρα* urethra + *κήλη* tumor]. 1. Prolapse of the female urethra through the meatus urinarius 2. A thickening of the cellular tissue that surrounds the female urethra. 3. A diverticulum of the urethral walls encroaching upon the vaginal canal

urethrocystitis (u-re"thro-sis-ti'tis). Inflammation of the urethra and bladder together.

urethrograph (u-re'thro-graf) [Gr *οὐρήθρα* urethra + *γράφειν* to write]. An instrument for recording graphically the caliber of the urethra.

urethrometer (u-re-throm'et-er) [Gr. *οὐρήθρα* urethra + *μέτρον* measure]. An instrument for measuring the urethra.

urethropenile (u-re-thro-pe'nīl). Pertaining to the urethra and the penis

urethroperineal (u-re"thro-per-in-e'al). Pertaining to the urethra and the perineum.

urethroperineoscrotal (u-re"thro-per-in"e-o-skro'tal). Pertaining to the urethra, perineum, and scrotum

urethrophraxis (u-re"thro-fraks'is) [Gr. *οὐρήθρα* urethra + *φράσσειν* to obstruct] Obstruction of the urethra.

urethrophyma (u-re-thro-fi'mah) [Gr *οὐρήθρα* urethra + *φύμα* growth]. A tumor or growth in the urethra

urethroplasty (u-re"thro-plas'te) [Gr. *οὐρήθρα* urethra + *πλάσσειν* to form]. Plastic surgery of the urethra; operative repair of a wound or defect in the urethra.

urethroprostatic (u-reth"ro-pros-tat'ik). Pertaining to the urethra and prostate.

urethrorectal (u-re-thro-rek'tal). Pertaining to the urethra and the rectum.

urethrorrhagia (u-re-thror-a'je-ah) [Gr. *οὐρήθρα* urethra + *ῥηγνύναι* to burst out]. A flow of blood from the urethra.

urethrorrhaphy (u-re-thror'a-fe) [Gr. *οὐρήθρα* urethra + *ῥαφή* seam]. Suturation of the urethra; the closing of a urethral fistula by suture.

urethrorrhea, urethrorrhœa (u-re thro-re'ah) [Gr *οὐρήθρα* urethra + *ῥοία* flow] An abnormal discharge from the urethra.

urethroscope (u-re'thros-kōp) [Gr. *οὐρήθρα* urethra + *σκοπεῖν* to view]. An instrument for viewing the interior of the urethra.

urethroscopic (u-re-thro-skop'ik). Pertaining to the urethroscope.

urethroscopy (u-re-thros'ko-pe) [Gr *οὐρήθρα* urethra + *σκοπεῖν* to view]. Visual inspection of the interior of the urethra.

urethrospasm (u-re'thro-spazm) [Gr. *οὐρήθρα* urethra + *σπασμός* spasm]. Spasm of the muscular tissue of the urethra.

urethrostaxis (u-re-thro-staks'is) [Gr. *οὐρήθρα* urethra + *στάξις* dropping] Oozing of blood from the urethra.

urethrostenosis (u-re"thro-ste-no'sis) [Gr. *οὐρήθρα* urethra + *στένωσις* stricture]. Stricture, or stenosis, of the urethra.

urethrostomy (u-re-thros'to-me) [Gr. *οὐρήθρα* urethra + *στόμα* mouth]. The formation of a permanent fistula opening into the urethra in cases of incurable stricture.

urethrotome (u-re'thro-tōm) [Gr. *οὐρήθρα* urethra + *τέμνειν* to cut]. An instrument for cutting a urethral stricture. **Maisonneuve's u.**, a urethrotome in which the knife is concealed until it reaches the stricture, when it may be exposed.

urethrotomy (u-re-throt'o-me) [Gr. *οὐρήθρα* urethra + *τέμνειν* to cut]. A cutting operation for curing a stricture of the urethra. It may be performed either externally or internally. *External urethrotomy* consists in opening the urethra from the outside. *Symes' operation* is the cutting of a stricture on a fine staff which has passed through it. In *Wheelhouse's* external urethrotomy the stricture is found by a staff, the urethra is opened in front of the constriction by cutting on the sound, which rests against the stricture; a fine probe is now passed through the stricture, which is divided by cutting on the probe. *Cock's* operation opens the urethra without a guide behind the stricture. *Internal urethrotomy* may be performed in two ways, viz.: Incising from before backward, as with the instrument of Maisonneuve; incising from behind forward, as with the urethrotome of S. W. Gross.

urethrovaginal (u-re-thro-vaj'in-al). Of or pertaining to the urethra and vagina.

urethrovesical (u-re-thro-ves'ik-al). Pertaining to the urethra and the bladder.

urethylan (u-reth'il-an). Same as *methylurethan*.

uretic (u-ret'ik) [L. *uret'icus*; Gr. *οὐρητικός*]. 1. Pertaining to the urine. 2. Diuretic.

Urginea (ur-jin'e-ah) [L.]. A genus of liliaceous plants *U. maril'ima* affords squills. See *Scilla*.

urgosan (ur'go-san). A proprietary preparation for gonorrhea and cystitis, containing gonosan and hexamethylenamin.

urhidrosis (u-rid-ro'sis). Uridrosis.

urian (u're-an). Same as *urochrome*.

uric (u'rik) [L. *ur'icus*]. Pertaining to the urine. **u. acid.** See *acid*.

uricacidemia, uricacidæmia (u"rik-as-id-e'me-ah) [*uric acid* + Gr. *αἷμα* blood]. The accumulation of uric acid in the blood. See *lithemia*.

uricaciduria (u"rik-as-id-u're-ah) [*uric acid* + Gr. *οὖρον* urine]. The presence of an excess of uric acid in the urine, and the morbid state produced thereby. See *lithemia*.

uricase (u'rik-ās). An enzyme found in certain of the lower animals, which changes uric acid into allantoin.

uricedin (u-ris-e'din). A diuretic preparation of potassium citrate and phosphate, sodium sulphate and chlorid, and lithium citrate. It is a yellowish, granular compound, soluble in hot water and slowly soluble in cold It is used to lessen the formation of uric acid in the system. Dose, 7–15 gr (0 5–1 gm).

uricemia, uricæmia (u-ris-e'me-ah). Same as *uricacidemia*.

uricolysis (u-rik-ol'is-is). The splitting up of uric acid.

uricolytic (u-rik-o-lit'ik) [*uric acid* + Gr. *λύσις* dissolution]. Splitting up uric acid into urea. said of an enzyme. **u. index.** See under *index*.

uricometer (u-rik-om'et-er) [*uric acid* + Gr. *μέτρον* measure]. An instrument for measuring the amount of uric acid in the urine. **Ruhemann's u.**, one based on the principle that uric acid will absorb iodin.

uricoxydase (u-rik-ok'sid-ās). An enzyme which oxidizes uric acid.

uricsol (u-rik'sol). A proprietary uric-acid solvent.

uridin (u'rid-in). A pentosid from nucleic acid. On hydrolysis it yields uracil and ribose.

uridrosis (u-rid-ro'sis) [Gr. *οὖρον* urine + *ἱδρώς* sweat]. The presence of urinous materials in the sweat, such as uric acid, urea, etc. **u. crystal'lina**, a form in which crystals of uric acid are deposited upon the skin.

uriesthesis, uriæsthesis (u-re-es'the-sis). Same as *uresiesthesis*.

uriform (u'rif-orm). A proprietary urinary antiseptic.

urina (u-ri'nah). Latin for *urine*. **u. chy'li.** See *u. cibi*. **u. ci'bi,** "urine of food," the urine secreted after a full meal. **u. cruen'ta,** bloody urine. **u. galacto'des,** urine of a milky color. **u. hyster'ica,** "hysteric urine," urine passed after an attack of hysteria. It is watery and of a pale color. **u. jumento'sa,** cloudy urine. **u. po'tus,** "urine of drink," urine secreted after copious drinking. **u. san'guinis,** "urine of the blood," urine passed after a night's rest, and so not influenced by food or drink. **u. spas'tica.** Same as *u. hysterica*.

urinable (u'rin-ab-l). Capable of being excreted in the urine.

urinaccelerator (u"rin-ak-sel'er-a-tor). The accelerator urinæ muscle.

urinæmia (u-rin-e'me-ah). See *urinemia*.

urinal (u'rin-al) [L. *urina'lis* urinary]. A vessel or other receptacle for urine.

urinalysis (u-rin-al'is-is) [L. *u'rina* urine + Gr. λύσις separation]. The chemic analysis of urine.

urinary (u'rin-a-re). Pertaining to the urine; containing or secreting urine. **u. sediment.** See under *sediment*

urinaserum (u-rin-a-se'rum). Serum from an animal into which has been injected albuminous urine from another animal. The serum will precipitate albuminous urine and pleuritic exudates of an animal of the same species as that from which the injected material was taken. It is used as a test for albumin in the urine.

urinate (u'rin-āt). To void or discharge urine.

urination (u-rin-a'shun). The discharge or passage of the urine; micturition **precipitant u.,** a sudden and strong desire to urinate. **stuttering u.,** an intermittent flow of urine, due to vesical spasm.

urinative (u'rin-a-tiv). Diuretic

urine (u'rin) [L. *uri'na*]. The fluid secreted by the kidneys, stored in the bladder, and discharged by the urethra. Urine, in health, has an amber color, a slight acid reaction, a peculiar odor, and a bitter, saline taste. The average quantity secreted in twenty-four hours in a man in health is about 3 pints, or from 1200 to 1600 c c. Specific gravity, about 1.024, varying from 1 005 to 1.030. One thousand parts of healthy urine contain about 960 parts of water and 40 parts of solid matter, which consists chiefly of urea, 23 parts, sodium chlorid, 11 parts; phosphoric acid, 2.3 parts; sulphuric acid, 1.3 parts; uric acid, 0 5 part; also hippuric acid, leukomains, urobilin, and certain organic salts. The abnormal matters found in the urine in various conditions include acetone, albumin, albumose, bile, blood, cystin, glucose, hemoglobin, fat, pus, spermatozoa, epithelial cells, mucous casts, etc. **anemic u.,** the urine of anemic persons. **Bence-Jones u.** See *albumosuria* **black u.,** urine colored black by melanin; melanuria. **chylous u.,** urine of a milky color from the presence of chyle or fat, chyluria. **crude u.,** light-colored, watery urine, which deposits little sediment. **diabetic u.,** that which contains an excess of sugar. **dyspeptic u.,** the urine in dyspepsia, frequently containing calcium oxalate crystals. **febrile u.,** strong, odorous, high-colored urine, such as is secreted in fever. **gouty u.,** scanty, high-colored urine containing large quantities of uric acid. **hysteric u.,** watery, light-colored urine secreted in large quantity. **milky u.** See *chyluria*. **nebulous u.,** urine that is cloudy from the presence of earthy phosphates. **nervous u.** Same as *hysteric u.* **residual u.,** the urine that remains in the bladder after urination in disease of the bladder and hypertrophy of the prostate.

urinemia, urinæmia (u-rin-e'me-ah) [L. *uri'na* urine + Gr. αἷμα blood]. Contamination of the blood, due to the non-excretion of urinary materials. See *uremia*.

urine-mucoid (u-rin-mu'koid). A mucin-like substance found in the urine.

urineserum (u-rin-se'rum). Urinaserum.

uriniferous (u-rin-if'er-us) [L. *uri'na* urine + *fer're* to bear]. Transporting or conveying the urine. **u. tubules.** See *tubules* and *kidney*.

urinific (u-rin-if'ik). Uriniparous.

uriniparous (u-rin-ip'ar-us) [L. *uri'na* urine + *par're* to produce]. Producing or elaborating urine.

urinocryoscopy (u-ri"no-kri-os'ko-pe). Cryoscopy of the urine.

urinod (u'rin-od) [*urine* + *odor*]. A neutral ill-smelling substance, C_6H_8O, derived from urine and believed to be the substance that gives its peculiar odor to urine.

urinogenital (u"rin-o-jen'it-al). Same as *urogenital*.

urinogenous (u-rin-oj'en-us). Of urinary origin.

urinoglucosometer (u"rin-o-glu"ko-som'et-er). An instrument for measuring the glucose in the urine.

urinologist (u-rin-ol'o-jist). An expert in urinology.

urinology (u-rin-ol'o-je). Same as *urology*.

urinoma (u-rin-o'mah) [*urine* + Gr. -ωμα tumor]. A cyst containing urine.

urinometer (u-rin-om'et-er) [L. *uri'na* urine + *me'trum* measure]. An instrument for determining the specific gravity of the urine.

urinometry (u-rin-om'et-re). The ascertainment of the specific gravity of the urine.

urinoscopy (u-rin-os'ko-pe). Same as *uroscopy*.

urinose, urinous (u'rin-ōs, u'rin-us). Pertaining to the urine; containing urine.

urinosexual (u"rin-o-seks'u-al). Genito-urinary.

urinserum (u'rin-se-rum). Urinaserum.

uriseptin (u-ris-ep'tin). A solution of lithium methaminate, containing formaldehyd and lithia: used as a genito-urinary antiseptic and diuretic.

urisolvent (u-ris-ol'vent). Dissolving uric acid.

urisolvin (u-ris-ol'vin). A uric-acid solvent remedy composed of acid lithium citrate and urea. Dose, 3 gr. (0 2 gm.).

uritis (u-ri'tis) [L. *ure're* to burn]. Dermatitis calorica.

uritone (u'rit-ōn). Same as *urotropin*.

urning (oor'ning) [Ger.]. A sexual pervert who has sexual pleasure with persons of the same sex.

urnism (oor'nizm). Homosexuality; sexual aberration in which the sexual object is a person of one's own sex

uro-acidimeter (u"ro-as-id-im'et-er). An instrument for measuring the acidity of the urine

uro-ammoniac (u"ro-am-o'ne-ak). Containing uric acid and ammonia, as, *uro-ammoniac* calculus.

uro-azotometer (u"ro-az-o-tom'et-er) [*urine* + *azotometer*]. An apparatus for measuring the nitrogenous matter of the urine.

Urobacillus (u-ro-bas-il'us) [Gr. οὖρον urine + *bacillus*]. The generic name for any bacillus found in the urine or in decomposing urine. **U. freudenrei'chii,** a bacillus occurring in the air, in abscesses, and in decomposing urea. **U. liquefa'ciens,** a pathogenic bacillus of the urine. **U. liquefa'ciens sep'ticus,** a member of the Proteus group found in the bladder.

urobilin (u-ro-bi'lin) [Gr. οὖρον urine + L. *bi'lis* bile]. An amorphous, brownish pigment, $C_{32}H_{40}N_4O_7$ (*normal u.*), found in healthy urine, in the urine of fevers (*febrile u.*), or in the dark-colored urine of certain other diseases (*pathologic u.*). It is sometimes found in the blood. It is a reduced form of bilirubin.

urobilinemia, urobilinæmia (u"ro-bi-lin-e'me-ah) [*urobilin* + Gr. αἷμα blood]. The presence of urobilin in the blood.



Acid sodium urate crystals.



Acid calcium phosphate crystals.



Leucin-spheres and tyrosin-needles.



Crystals of triple phosphate (ammonium-magnesium phosphate).



Various forms of crystals of calcium oxalate.



Cholesterin-plates and fat-crystals (needles).



Various forms of uric-acid crystals.



Ammonium urate crystals.

urobilinicterus (u-ro-bil-in-ik'ter-us). A brownish coloration of the skin due to the deposit of urobilin in the tissues.

urobilinogen (u"ro-bi-lin'o-jen) [*urobilin* + Gr. *γεννᾶν* to produce]. A chromogen whose decomposition produces urobilin.

urobilinogenemia (u-ro-bil-in"o-jen-e'me-ah). Presence of urobilinogen in the blood.

urobilinogenuria (u-ro-bil-in"o-jen-u're-ah). Presence of urobilinogen in the urine.

urobilinoid (u-ro-bil'in-oid). Resembling urobilin.

urobilinoiden (u-ro-bil-in-oi'din) A reduction product of hematin, resembling urobilin, sometimes found in the urine.

urobilinuria (u"ro-bi-lin-u're-ah) [*urobilin* + Gr. *οὖρον* urine]. The presence of an excess of urobilin in the urine.

urocanin (u-ro-ka'nin) [Gr. *οὖρον* urine + L. *ca'nis* dog]. A base, $C_{11}H_{10}N_4O$, derivable from urocaninic acid, $C_{12}H_{12}N_4O_4$, a crystalline substance sometimes occurring in the urine of dogs.

urocele (u'ro-sēl) [Gr. *οὖρον* urine + *κήλη* tumor]. Distention of the scrotum with extravasated urine.

urocheras (u-rok'er-as) [Gr. *οὖρον* urine + *χέρας* gravel]. Same as *uropsammus*.

urochesia (u-ro-ke'ze-ah) [Gr. *οὖρον* urine + *χέζειν* to defecate]. The discharge of urine through the anus.

urochrome (u'ro-krōm) [Gr. *οὖρον* urine + *χρῶμα* color]. A yellow, amorphous pigment of the urine, which gives the urine its yellow color.

urochromogen (u-ro-kro'mo-jen). A low oxidation product found in the urine, which on further oxidation becomes urochrome. **u. reaction.** See *Moriz-Weisz test*, under *test*.

urocinetic (u"ro-sin-et'ik). See *urokinetic*.

urocitral (u-ro-sit'ral). A white powder, the bromin and sodium citrate: used as a diuretic

uroclepsia (u-ro-klep'se-ah) [Gr. *οὖρον* urine + *κλέπτειν* to steal]. The unconscious escape of urine.

urocol (u'ro-kol). A preparation of urea quinate and colchicin: used in gout.

urocrisia (u-ro-kriz'e-ah) [Gr. *οὖρον* urine + *κρίνειν* to judge]. Diagnosis by observing or examining the urine.

urocrisis (u-rok'ris-is) [Gr. *οὖρον* urine + *κρίσις* crisis]. A crisis marked by a free discharge of urine.

urocriterion (u"ro-kri-te're-on) [Gr. *οὖρον* urine + *κριτήριον* test]. A symptom observed in the inspection of the urine.

urocyanin (u-ro-si'an-in) [Gr. *οὖρον* urine + *κύανος* blue]. Same as *uroglaucin*.

urocyanogen (u"ro-si-an'o-jen) [Gr. *οὖρον* urine + *κύανος* blue + *γεννᾶν* to produce]. A blue pigment of the urine, especially of that of cholera patients.

urocyanosis (u"ro-si-an-o'sis) [Gr. *οὖρον* urine + *κύανος* blue]. Indicanuria.

urocyst (u'ro-sist) [Gr. *οὖρον* urine + *κύστις* bladder]. The urinary bladder.

urocystic (u-ro-sis'tik). Pertaining to the urinary bladder.

urocystis (u-ro-sis'tis) [L.]. Same as *urocyst*.

Urocys'tis trit'ici. A fungus which causes flag smut of wheat in Australia.

urocystitis (u"ro-sis-ti'tis) [Gr. *οὖρον* urine + *κύστις* bladder + *-ιτις* inflammation]. Inflammation of the urinary bladder.

urodialysis (u"ro-di-al'is-is) [Gr. *οὖρον* urine + *διάλυσις* cessation]. Partial or complete suppression of the urine.

urodochium (u-ro-do'ke-um, u"ro-do-ki'um) [Gr. *οὖρον* urine + *δοχεῖον* holder]. A urinal.

urodonal (u-rod'o-nal). A proprietary mixture of sidonal, lysidin, and hexamethylenamin: a uric-acid solvent.

urodynia (u-ro-din'e-ah) [Gr. *οὖρον* urine + *ὀδύνη* pain]. Pain in the discharge of urine.

uroedema (u-re-de'mah). See *uredema*.

uro-erythrin (u-ro-er'ith-rin) [Gr. *οὖρον* urine + *ἐρυθρός* red]. A dark-reddish coloring-matter found in the urine. It gives the red color seen in deposits of urates.

urofuscin (u-ro-fus'in). A pigment of the urine which is the precursor of hematoporphyrin.

urofuscohematin (u"ro-fus-ko-hem'at-in) [Gr. *οὖρον* urine + L. *fus'cus* tawny + *hematin*]. A red-brown pigment from the urine in certain diseases.

urogaster (u-ro-gas'ter) [Gr. *οὖρον* urine + *γαστήρ* stomach]. The urinary intestine; a part of the allantoic cavity of the embryo.

urogenin (u-roj'en-in). A proprietary compound of theobromin, hippuric acid, and lithium: used as a diuretic.

urogenital (u-ro-jen'it-al). Pertaining to the urinary and genital apparatus.

urogenous (u-roj'en-us) [Gr. *οὖρον* urine + *γεννᾶν* to produce]. Producing urine.

uroglaucin (u"ro-glaw'sin) [Gr. *οὖρον* urine + *γλαυκός* green]. Indigo-blue occurring in the urine. It is due to oxidation of a colorless chromogen in the urine, and is seen in conditions such as scarlet fever.

Uroglena (u-ro-gle'nah). A genus of free-swimming, flagellate protozoans, which sometimes impart a fishy odor to a water-supply.

urography (u-rog'raf-e). Radiography of any part of the urinary tract which has been rendered opaque by some opaque medium.

urogravimeter (u"ro-grav-im'et-er) [Gr. *οὖρον* urine + L. *gra'vis* heavy + *me'trum* measure]. Same as *urinometer*.

urohematin (u-ro-hem'at-in) [Gr. *οὖρον* urine + *hematin*]. The coloring-matter or pigments of the urine: regarded as identical with hematin.

urohematonephrosis (u"ro-hem"at-o-nef-ro'sis) [Gr. *οὖρον* urine + *αἷμα* blood + *νεφρός* kidney]. Distention of the kidney with urine and blood.

urohematoporphyrin (u"ro-hem"at-o-por'fir-in). Hematoporphyrin derived from the urine.

urohypertensin (u-ro-hi-per-ten'sin). A mixture of bases obtained from the urine, which, when injected into the blood, produces a rise of arterial blood-pressure.

urokinetic (u"ro-kin-et'ik) [Gr. *οὖρον* urine + *κίνησις* movement]. Caused by a reflex from the urinary organs: said of a form of dyspepsia.

urol (u'rol). A compound, $C_7H_{12}O_6.2CO(NH_2)_2$, or urea quinate: used as a diuretic and in gout.

urolagnia (u-ro-lag'ne-ah) [Gr. *οὖρον* urine + *λαγνεία* lust]. Sexual excitement produced by seeing urine or by watching a person urinating.

urolite, urolith (u'ro-lit, u'ro-lith) [Gr. *οὖρον* urine + *λίθος* stone]. A urinary calculus or stone.

urolithiasis (u"ro-lith-i'as-is) [Gr. *οὖρον* urine + *λιθίασις* lithiasis]. The formation of urinary calculi; also the diseased condition associated with the presence of urinary calculi.

urolithic (u-ro-lith'ik). Pertaining to urinary calculi.

urolithology (u"ro-lith-ol'o-je) [*urolith* + Gr. *λόγος* treatise]. The sum of knowledge regarding urinary calculi.

urolog (u'ro-log). A urologist.

urologic (u-ro-loj'ik). Pertaining to urology.

urologist (u-rol'o-jist). A physician who makes a specialty of urology and the urinary apparatus.

urology (u-rol'o-je) [Gr. *οὖρον* urine + *λόγος* treatise]. That department of medicine which has to do with the urine and the urinary tract. As now

used this term includes the genito-urinary tract, male and female.

urolutein (u-ro-lu'te-in) [Gr. *οὖρον* urine + L. *lu'teus* yellow]. A yellow pigment of the urine.

uromancy (u'ro-man-se) [Gr. *οὖρον* urine + *μαντεία* a divination]. Prognostication or prognosis by the inspection of urine.

uromantia (u-ro-man'she-ah). Uromancy.

uromelanin (u-ro-mel'an-in) [Gr. *οὖρον* urine + *μέλας* black]. A black pigment, $C_{18}H_{43}N_7O_{10}$, sometimes found in urine. It results from the decomposition of urochrome.

uromelus (u-rom'el-us) [Gr. *οὐρά* tail + *μέλος* limb]. A monster-fetus with the legs fused and one foot.

urometer (u-rom'et-er) [Gr. *οὖρον* urine + *μέτρον* measure]. Same as *urinometer*.

uron (u'ron). A proprietary diuretic and genito-urinary antiseptic.

uroncus (u-rong'kus) [Gr. *οὖρον* urine + *ὄγκος* tumor]. A swelling containing urine.

Urone'ma cauda'tum. A species of ciliate found in the feces in a case of dysentery.

uronephrosis (u"ro-nef-ro'sis) [Gr. *οὖρον* urine + *νεφρός* kidney]. An abnormal distention of the pelvis and tubules of the kidney with urine.

uroneutrin (u-ro-nu'trin) A proprietary genito-urinary antiseptic for internal use.

uronology (u-ro-nol'o-je). Same as *urology*.

urophanic (u-ro-fan'ik) [Gr. *οὖρον* urine + *φαίνειν* to appear]. Appearing in the urine.

urophein, urophaëin (u-ro-fe'in) [Gr. *οὖρον* urine + *φαιός* gray]. An odoriferous gray pigment of the urine.

uropherin (u-rof'er-in) [Gr. *οὖρον* urine + *φέρειν* to carry]. A white powder, theobromin and lithium benzoate, $C_7H_7N_4O_2Li + C_6H_5COOLi$, soluble in 5 parts of water. It is used as a diuretic in nephritis, heart disease, etc. Dose, 15 gr (1 gm.). **u. benzoate,** a white powder, a mixture of lithium benzoate and theobromin. It is used as a nerve-stimulant and diuretic. Dose, 15 gr. (1 gm.). **u. salicylate,** a compound of lithium salicylate and lithium theobromin, $C_7H_7N_4O_2Li + OH\,C_6H_4.COOLi$. It is an effective diuretic and nerve stimulant.

urophosphometer (u"ro-fos-fom'et-er). An instrument for measuring the quantity of phosphorus in the urine.

urophthisis (u-rof'this-is) [Gr. *οὖρον* urine + *φθίσις* a wasting]. Diabetes mellitus.

uropittin (u-ro-pit'in) [Gr. *οὖρον* urine + *πίττα* pitch]. A resinous product, $C_9H_{10}N_2O_3$, of the decomposition of urochrome.

uroplania (u-ro-pla'ne-ah) [Gr. *οὖρον* urine + *πλάνη* wandering]. The presence of urine in, or its discharge from, organs not of the urogenital tract.

uropoiesis (u"ro-poi-e'sis) [Gr. *οὖρον* urine + *ποιεῖν* to make]. The secretion of the urine.

uropoietic (u"ro-poi-et'ik). Pertaining to or concerned in the secretion of the urine.

uropsammus (u-ro-sam'us) [Gr. *οὖρον* urine + *ψάμμος* sand]. Sediment or gravel in the urine.

uroptysis (u-rop'tis-is) [Gr. *οὖρον* urine + *πτύσις* spitting]. The spitting or coughing up of urine.

uropurgol (u-ro-per'gol). See *helmitol*.

uropurol (u-ro-pu'rol). A proprietary urinary antiseptic.

uropyoureter (u"ro-pi"o-u-re'ter) [Gr. *οὖρον* urine + *πύον* pus + *οὐρητήρ* ureter]. A collection of urine and pus in the ureter.

uro-reaction (u"ro-re-ak'shun). See *Malmajde's test*, under *tests*.

urorhythmography (u"ro-rith-mog'raf-e) [Gr. *οὖρον* urine + *ῥυθμός* rhythm + *γράφειν* to write]. Graphic registration of the ejaculation of the renal secretion from the ureter mouths.

urorosein (u-ro-ro'ze-in). Same as *urorrhodin*.

uroroseinogen (u"ro-ro-se-in'o-jen). Same as *urorrhodinogen*.

urorrhagia (u-ror-a'je-ah) [Gr. *οὖρον* urine + *ῥηγνύναι* to burst forth]. An excessive flow of urine; diabetes.

urorrhea, urorrhœa (u-ror-e'ah) [Gr. *οὖρον* urine + *ῥοία* flow]. An involuntary discharge of urine; enuresis.

urorrhodin (u-ror-o'din) [Gr. *οὖρον* urine + *ῥόδον* rose]. A rose-colored pigment found in the urine after the ingestion of scatol and after adding strong HCl to the urine. It may be indol acetic acid.

urorrhodinogen (u"ro-ro-din'o-jen) [*urorrhodin* + Gr. *γεννᾶν* to produce]. A chromogen in the urine which, on decomposition, yields urorrhodin.

urorubin (u-ro-ru'bin) [Gr *οὖρον* urine + L. *ru'ber* red]. A red pigment derivable from the urine by the action of hydrochloric acid.

urorubrohematin (u"ro-ru-bro-hem'at-in) [Gr. *οὖρον* urine + L. *ru'ber* red + *hematin*]. A red pigment rarely found in the urine in certain constitutional diseases, as leprosy.

urosaccharometry (u"ro-sak-ar-om'et-re) [*urine* + *saccharometry*]. The measurement or estimation of sugar in the urine.

urosacin (u-ro'sa-sin). Same as *urorrhodin*.

urosanol (u-ro-sa'nol). A preparation of protargol and gelatin: used in urethritis.

uroscheocele (u-ros'ke-o-sēl) [Gr. *οὖρον* urine + *ὄσχεον* scrotum + *κήλη* tumor]. Same as *urocele*.

uroschesis (u-ros'kes-is) [Gr. *οὖρον* urine + *σχέσις* holding]. Retention of the urine.

uroscopic (u-ro-skop'ik). Pertaining to uroscopy.

uroscopy (u-ros'ko-pe) [Gr. *οὖρον* urine + *σκοπεῖν* to view]. Diagnostic examination of the urine.

urosemiology (u"ro-se-mi-ol'o-je) [Gr. *οὖρον* urine + *semiology*]. Diagnostic study of the urine.

urosepsin (u-ro-sep'sin) [Gr. *οὖρον* urine + *σῆψις* decay]. An aseptic poison arising from urine in the tissues.

urosepsis (u-ro-sep'sis) [Gr. *οὖρον* urine + *σῆψις* decay]. Septic poisoning from the absorption and decomposition of urinary substances in the tissues.

uroseptic (u-ro-sep'tik). Pertaining to or marked by urosepsis.

urosin (u'ro-sin). A proprietary uric-acid solvent in tablets, each containing quinic acid, 0.5 gm.; lithium citrate, 0.15 gm , sugar, 0.3 gm.

urosis (u-ro'sis) [Gr. *οὖρον* urine]. Any disease of the urinary apparatus.

urospectrin (u-ro-spek'trin) [Gr. *οὖρον* urine + *spectrum*]. One of the pigments of normal urine; a substance obtainable from certain specimens of urine allied to hematoporphyrin.

urostealith (u-ro-ste'al-ith) [Gr. *οὖρον* urine + *στέαρ* fat + *λίθος* stone]. A fatty constituent of certain urinary calculi; a urinary calculus having fatty constituents.

urotheobromin (u"ro-the-o-bro'min). Same as *paraxanthin*.

urotoxia, urotoxy (u-ro-toks'e-ah, u'ro-toks-e) [Gr. *οὖρον* urine + *τοξικόν* poison]. 1. The toxicity of the urine; also the toxic substance of the urine (Bouchard). 2. The unit of the toxicity of the urine or a quantity sufficient to kill 1 kilogram of living substance.

urotoxic (u-ro-toks'ik) [Gr. *οὖρον* urine + *τοξικόν* poison]. Pertaining to the toxic materials of the urine. **u. coefficient.** See *coefficient*.

urotoxicity (u"ro-toks-is'it-e). The toxic quality of the urine.

urotoxin (u-ro-toks'in). The toxic or poisonous principle of the urine.

urotoxy (u'ro-toks-e). See *urotoxia*.

urotropin (u-rot'ro-pin). Hexamethylenamin or hexamethylentetramin, $(CH_2)_6N_4 = C_6H_{12}N_4$, a crystalline substance, soluble in water, slightly so in alcohol, and nearly insoluble in ether. It is diuretic and a solvent of uric acid: used as a diuretic in pyelitis and cystitis and to sterilize the urine in the body in typhoid fever. Dose, 7–30 gr. (0.5–2 gm.). When used in a concentration of more than 1 per cent. as an accelerator in vulcanizing rubber it causes a dermatitis among the workers.

uroureter (u-ro-u-re'ter) [Gr. *οὖρον* urine + *ureter*]. Distention of the ureter with urine.

uroxanthin (u-ro-zan'thin) [Gr. *οὖρον* urine + *ξανθός* yellow]. A yellow pigment of normal urine convertible into indigo blue.

uroxin (u-roks'in) [Gr. *οὖρον* urine + *ὀξύς* sharp]. Same as *alloxanthin*.

urrhodin (u-ro'din). See *urorrhodin*.

ursal (ur'sal). A urea and salicylic acid compound: antirheumatic. Dose, 5–20 gr. (0.333–1.333 gm.).

ursin (ur'sin). Same as *arbutin*.

ursol (ur'sol). A dangerous hair dye containing paraphenylenediamin.

ursone (ur'sōn). A crystallizable principle, $C_{30}H_{52}O_3$, from *Arctostaph'ylos u'va-ursi* and other ericaceous plants.

Urtica (er-ti'kah) [L.]. A genus of plants, including the true or typical nettles, plants covered with stinging hairs and secreting a poisonous fluid. **U. dio'ica**, a stinging nettle of temperate regions having stimulant, diuretic, and hemostatic properties; also its homeopathic preparation.

urtica (er-ti'kah) [L., a "nettle"]. A wheal or pomphus.

urticant (er'tik-ant). Causing an itching or stinging sensation

urticaria (er-tik-a're-ah) [L.]. Nettle-rash, or hives; a skin disease characterized by the sudden appearance of smooth, slightly elevated patches, which are usually whiter than the surrounding skin and attended by severe itching. The eruption rarely lasts longer than two days. It may, however, exist in a chronic form. The disorder often arises from irritation of the gastro-intestinal, pulmonary, or urinary mucous membrane. The ingestion of certain foods, such as shell-fish, is apt to produce it. Menstruation or mental emotion may also be a cause. **u. bullo'sa, u. vesiculo'sa**, an eruption of transient bullæ or vesicles. **u. confer'ta**, a form in which the lesions occur in groups. **u. endem'ica**, a variety caused by certain species of caterpillar, and occurring as an endemic. **epidemic u.**, a severe form ascribed to caterpillar poisoning. **u. facti'tia**. Same as *autographism*. **u. gigan'tea**, urticaria marked by large, soft swellings, chiefly about the face and eyes; angioneurotic edema. Called also *giant u.* and *u. œdematosa*. **u. hæmorrhagi'ca**. Same as *purpura urticans*. **u. maculo'sa**, a form in which the wheals retain their red color. **u. mariti'ma**, a form due to salt-water bathing. **u. medicamento'sa**, a form due to the use of certain drugs. **u. œdemato'sa**, a form marked by a suddenly appearing edematous swelling of the skin and subcutaneous tissue of very large area. Called also *giant u.* **u. papulo'sa**, urticaria with a papulous eruption, leaving a solid papule after the eruption has disappeared. It chiefly affects children. Called also *lichen urticatus*. **u. per'stans**, a form in which the wheals remain. **u. pigmento'sa**, a form which leaves the skin marked with permanent pigmented stains. It occurs in early infant life, and is a very rare disease. **u. sola'ris**, urticaria produced by exposure to sunlight. **u. subcuta'nea**, a form with swellings, due to subcutaneous edema. **u. tubero'sa**, angioneurotic edema. **u. vesiculo'sa**, a kind characterized by an eruption of blisters and vesicles.

urticarial (er-tik-a're-al). Same as *urticarious*.

urticarious (er-tik-a're-us). Pertaining to or of the nature of urticaria.

urticate (er'tik-āt). 1. Marked by the presence of wheals. 2. To perform urtication.

urtication (er-tik-a'shun) [L. *ur'tica* a nettle]. 1. The flogging of a part with green nettles for their revulsive or stimulant effect. 2. A burning sensation as of stinging with nettles.

urystamin (u-ris'tam-in). Urotropin lithium benzoate: a uric-acid solvent.

usane (u'sān). A local anesthetic for use in dentistry.

Usnea barbata (us'ne-ah bar-ba'tah). A large lichen growing on forest trees; also its homeopathic preparation.

U. S. P., U. S. Phar. Abbreviations for *United States Pharmacopœia*.

ustilagin (us-til'aj-in). A bitter crystalline alkaloid from ustilago.

Ustilago (us-til-a'go) [L.]. A genus of mold-like fungi of the order Basidiomycetes, called smuts, parasitic on other plants. **U. hypody'tes** is thought by some to cause friente. **U. may'dis**, the smut of maize, is used like ergot. Dose of fluidextract, 15–60 min. (1–4 c.c.).

ustion (us'tshun) [L. *us'tio*]. Burning with the actual cautery.

ustulation (us-tu-la'shun) [L. *ustula're* to scorch]. The drying of a moist drug by heat.

ustus (us'tus). Latin for *burnt* or *calcined*.

ususstatus (u-su'sta-tus) [L. *usus* used + *status* position]. The ordinary erect or standing posture usual to an animal.

uta (oo'tah). A skin disease occurring in Peru. It resembles lupus, and is caused by a species of *Leishmania*. **u. hembra**, dermal leishmaniasis of the ulcerative type. **u. macho**, dermal leishmaniasis of the tubercle type.

Ut. dict. Abbreviation for L. *ut dic'tum*, as directed.

Utend. Abbreviation for L. *uten'dus*, to be used.

uteralgia (u-ter-al'je-ah) [L. *u'terus* womb + Gr. *ἄλγος* pain]. Pain in the uterus; metralgia.

uteramin (u-ter-am'in). Same as *systogene*.

uterectomy (u-ter-ek'to-me). Same as *hysterectomy*.

uterin (u'ter-in). Bell's name for a supposed substance secreted by the uterus, and which, when excreted in excess, causes menstruation.

uterine (u'ter-in) [L. *uteri'nus*]. Of or pertaining to the uterus.

uterismus (u-ter-iz'mus). Uterine pain.

uteritis (u-ter-i'tis). Inflammation of the womb; metritis.

utero-abdominal (u"ter-o-ab-dom'in-al). Pertaining to the uterus and the abdomen.

uterocele (u'ter-o-sēl) [*uterus* + Gr. *κήλη* hernia]. Presence of the uterus in a hernial sac.

uterocervical (u"ter-o-ser'vik-al). Pertaining to the uterus and the cervix uteri.

uterocystostomy (u"ter-o-sis-tos'to-me) [*uterus* + Gr. *κύστις*, bladder + *στόμα* mouth]. The operation of forming an anastomosis between the uterine cervix and the bladder.

uterofixation (u"ter-o-fiks-a'shun). Same as *hysteropexy*.

uterogestation (u"ter-o-jes-ta'shun) [L. *u'terus* womb + *gesta'tio* a carrying]. 1. Uterine pregnancy; any pregnancy which is not extra-uterine. 2. The full period or time of normal pregnancy.

uterol (u'ter-ol). A preparation of black haw, hydrastis, aletris, etc.: used as a sedative and antispasmodic in uterine disorders.

uterolith (u'ter-o-lith) [L. *u'terus* + Gr. *λίθος* stone]. A uterine calculus.

uterologist (u-ter-ol'o-jist). One who practices both gynecology and obstetrics.

uterology (u-ter-ol'ø-je) [L. *u'terus* + Gr. λόγος treatise]. Gynecology and obstetrics combined.

uteromania (u"ter-o-ma'ne-ah). Same as *nymphomania*.

uterometer (u-ter-om'et-er). An instrument for measuring the uterus.

utero-ovarian (u"ter-o-o-va're-an). Pertaining to the uterus and ovary.

uteroparietal (u"ter-o-par-i'et-al). Pertaining to the uterus and the abdominal wall.

uteropelvic (u"ter-o-pel'vik). Pertaining to the uterus and the pelvic ligaments.

uteropexy (u'ter-o-peks-e). Same as *hysteropexy*.

uteroplacental (u"ter-o-plas-en'tal). Pertaining to the uterus and the placenta.

uteroplasty (u'ter-o-plas-te). Any plastic operation on the uterus.

uterosacral (u"ter-o-sa'kral). Pertaining to the uterus and the sacrum.

uterosclerosis (u"ter-o-skle-ro'sis). Sclerosis of the uterus.

uteroscope (u'ter-o-skōp) [*uterus* + Gr. σκοπεῖν to view]. An instrument for viewing the interior of the uterus.

uterotome (u'ter-o-tōm). Same as *hysterotome*.

uterotomy (u-ter-ot'o-me). Same as *hysterotomy*.

uterotonic (u-ter-o-ton'ik). Giving muscular tone to the uterus.

uterotractor (u"ter-o-trak'tor). A kind of traction-forceps with thick lateral projections on the back of its jaws. It is inserted into the cavity of the uterus and opened, serving to draw the organ down in operation for hysterectomy.

uterotubal (u"ter-o-tu'bal). Pertaining to the uterus and the oviducts.

uterovaginal (u"ter-o-vaj'in-al). Pertaining to the uterus and the vagina.

uteroventral (u"ter-o-ven'tral). Pertaining to the uterus and the cavity of the abdomen.

uterovesical (u"ter-o-ves'ik-al). Pertaining to the uterus and the bladder.

uterus (u'ter-us) [L. "womb"]. The womb; a hollow muscular organ, the abode and place of nourishment of the embryo and fetus. It is a pear-shaped structure, about 3 inches in length, consisting of a broad, flattened part (*body*) above and a narrow, cylindric part (*cervix*) below. Its cavity opens into the vagina below, and into the fallopian tubes on either side above. It is held in place by a broad ligament, a transverse fold of peritoneum which incloses it on either side, and by various ligaments, such as the round ligaments, the recto-uterine ligaments, and the vesico-uterine ligaments. It is made up of a peritoneal coat, a middle layer of unstriated muscular fibers which constitutes most of its thickness, and a mucous coat, which contains numerous mucous follicles or uterine (utricular) glands, and is lined by ciliated epithelium. The glands of the cervix are known as the nabothian glands. **u. acol'lis**, a uterus in which the vaginal portion is absent. **u. arcua'tus**, a uterus with a depressed fundus. **u. bicamera'tus vetula'rum**, a uterus in which both the external and internal os are closed, and a catarrhal discharge accumulates in the body and in the cervix, giving the organ a peculiar double swelling. **u. bicor'nis**, one with two horns. **u. bif'oris**, one in which the external os is divided by a septum. **u. bilocula'ris**, one the cavity of which is divided into two parts by a partition. **u. biparti'tus**. Same as *u. bilocularis*. **u. cordifor'mis**, a heart-shaped uterus. **u. didel'phys**, either of two distinct uteri occurring side by side in the same individual. **duplex u.**, a double uterus; normal in marsupial mammals, and rarely seen in the human subject. **gravid u.**, the pregnant uterus. **u. incudifor'mis**, a uterus bicornis which is broad between the two horns. **irritable u.**, one affected with neuralgia or hysteralgia. **u. masculi'nus**, the sinus pocularis in the male urethra. **u. parvicol'lis**, a uterus in which the cervical portion is very small. **Piscacek u.**, pregnancy in one cornu of the uterus. **u. sep'tus**. Same as *u. bilocularis*. **u. unicor'nis**, one with only one cornu, one lateral half being undeveloped or imperfectly developed.

utricle (u'trik-l) [L. *utric'ulus*, dim. of *u'ter* a little bag]. 1. The larger of the two sacs of the membranous labyrinth of the ear. Called also *utriculus vestibuli* and *sacculus communis*. 2. The sinus pocularis. **prostatic u.**, the remains of the müllerian duct in the male. It is inclosed between the prostate and pelvic connective tissue and opens into the urethra. **urethral u.**, prostatic utricle.

utricular (u-trik'u-lar). 1. Pertaining to a utricle. 2. Resembling a bladder.

utriculitis (u"trik-u-li'tis). Inflammation of the sinus pocularis.

utriculoplasty (u-trik'u-lo-plas-te). The operation of excising a wedge-shaped piece of the whole thickness of the uterine wall, the two halves remaining being then sutured together so as to form a miniature uterus or "utriculus."

utriculosaccular (u-trik"u-lo-sak'u-lar). Pertaining to the utricle and saccule of the labyrinth.

utriculus (u-trik'u-lus). Latin for *utricle*. **u. masculi'nus, u. prostat'icus.** Same as *sinus pocularis*.

utriform (u'trif-orm). Having the shape of a bottle.

utropin (u'tro-pin). Same as *urotropin*.

uva (u'vah), pl. *u'væ* [L. "grape"]. The raisin; the dried fruit of *Vi'tis vinif'era*, grape-vine. **u. pas'sæ**, dried grapes or raisins. **u. pas'sæ mino'res**, commercial currants; a variety of small raisins. **u. ur'si** [L. "bear's grapes"], the leaves of *Arctostaph'ylos u'va-ursi*, or bearberry, a trailing ericaceous shrub. The leaves contain the glucosid *arbutin*, and are tonic, astringent, diuretic, and anthelmintic. It is used in cystitis, strangury, irritation of the bladder, and pyelitis. Dose, ½–1 dr. (0.97–4 gm.); of extract, 5–15 gr. (0.333–1 gm.); of fluidextract, 10–60 min. (0.666–4 c.c.).

uvæformis (u"ve-for'mis) [L.]. The middle layer of the choroid coat.

uvea (u've-ah) [L.]. 1. Formerly the posterior surface of the iris. 2. In present use, the iris, ciliary body, and choroid considered together, and forming the pigmentary layer of the eye.

uveal (u've-al). Pertaining to the uvea. **u. tract**, the uvea.

uveitic (u-ve-it'ik). Pertaining to or of the nature of uveitis.

uveitis (u-ve-i'tis) [*uvea* + Gr. *-itis* inflammation]. Inflammation of the uvea. **anterior u.**, keratitis involving the front part of the uvea.

uveoparotid fever (u"ve-o-par-ot'id). See under *fever*.

uveoplasty (u've-o-plas-te). Plastic operation of the uvea.

uviform (u'vi-form) [L. *u'va* grape + *for'ma* form]. Having the form of a grape.

uviol (u've-ol). A lamp for supplying ultraviolet rays for therapeutic purposes.

uviolize (u've-ol-iz). To subject to the action of ultraviolet rays.

uvula (u'vu-lah) [L. "little grape"]. 1. The pendulum of the palate; a small, fleshy mass hanging from the soft palate above the root of the tongue, and composed of the levator and tensor palati and azygos uvulæ muscles, connective tissue, and mucous membrane. 2. The uvula cerebelli. **bifid u.**, a split uvula. **u. cerebel'li**, the intertonsillar lobe of the cerebellum. **Lieutaud's u.**, a longitudinal ridge on the trigon of the bladder.

u. palati'na [B N A]. See *uvula* (1st def.). **u. ver'mis** [B N A], uvula cerebelli. **u. ves'icæ** [B N A], a small eminence at the apex of the trigone of the bladder, projecting into the orifice of the urethra.

uvulaptosis (u"vu-lap-to'sis). See *uvuloptosis*.

uvular (u'vu-lar). Pertaining to the uvula.

uvularis (u-vu-la'ris). The azygos uvulæ muscle.

uvulatome (u'vu-lat-ōm). See *uvulotome*.

uvulatomy (u-vu-lat'o-me). Uvulotomy.

uvulitis (u-vu-li'tis). Inflammation of the uvula.

uvuloptosis (u"vu-lop-to'sis) [*uvula* + Gr. πτῶσις falling]. Falling of the palate: a relaxed and pendulous condition of the palate; staphyloptosis.

uvulotome (u'vu-lo-tōm) [*uvula* + Gr. τέμνειν to cut]. An instrument for cutting off the uvula.

uvulotomy (u-vu-lot'o-me). The operation of cutting off the uvula or a part of it.

uzara (u-zah'rah). The root of an African plant: used by the natives in diarrhea and dysentery.

uzaron (u'zar-on). A proprietary purified extract of uzara.

V

V. An abbreviation for *vision* or *visual acuity;* also the symbol for *vanadium.*

v. Abbreviation for *volt.*

Va. Abbreviation for *visual acuteness.*

vaccigenous (vak-sij'en-us) [*vaccine* + Gr. γεννᾶν to produce]. Producing vaccine.

vaccin (vak'sin). Same as *vaccine.*

vaccina (vak-si'nah). See *vaccinia.*

vaccinable (vak-sin'a-bl). Susceptible of being successfully vaccinated.

vaccinal (vak'sin-al) [L. *vacci'nus*]. 1. Pertaining to vaccinia or to vaccination. 2. Having protective qualities when used by way of inoculation. **v. fever,** the slight fever that often occurs after vaccination.

vaccinate (vak'sin-āt). 1. To inoculate with vaccine virus. 2. To inoculate with any virus so as to procure immunity against any disease.

vaccination (vak-sin-a'shun) [L. *vac'ca* cow]. 1. The act or process of vaccinating; protective inoculation against small-pox by inoculation with vaccinal virus. It is performed by placing lymph from the vaccinia vesicles of a cow or of a man upon the denuded or scarified skin. In a few days a small papule appears at the site of inoculation, followed in a few more days by a vesicle. After about eight days the vesicle becomes pustular and surrounded by a red, inflammatory area. About two weeks after inoculation a scab is formed, which, falling off, leaves a pitted, permanent scar. Sometimes the progress of the inoculation is attended with slight constitutional symptoms, and occasionally a general symptom (*vaccine rash*) is developed. 2. The application of a bacterial vaccine. It may be a *cutaneous v.,* in which case the bacterial culture is vigorously rubbed into the epilated skin; a *transcutaneous v.,* in which case the culture is vigorously rubbed into the epilated and scarified skin; or it may be a *subcutaneous v.,* in which the culture is injected under the skin. **animal v.** See *bovine v.* **anthracic v.,** inoculation of an animal with attenuated cultures of the anthrax bacillus. **antirabic v.,** protective inoculation with antirabic vaccine **antityphoid v.,** protective inoculation with typhoid vaccine. **arm-to-arm v.,** inoculation of a person's arm with vaccine taken from the arm of another. **bacterial v.,** inoculation with a bacterial vaccine. **bovine v.,** vaccination with lymph obtained from the calf. **compulsory v.,** vaccination required by law. **intra-uterine v.,** immunity to variola transmitted to the fetus by the mother who has been vaccinated during pregnancy. **Ponndorf's v.,** immunization by making scarifications in the skin of the arm, stopping just short of the capillary layer. Then a concentrated solution of tuberculin is dropped into the malpighian layer of the skin opened up by the scratches. **stock v.,** vaccination with stock cultures of the type of germ concerned in the infection being treated. **toxin-antitoxin v.** See *toxin-antitoxin.*

vaccinationist (vak-sin-a'shun-ist). One who defends the practice of vaccination.

vaccinator (vak'sin-a-tor). 1. One who vaccinates. 2. An instrument for use in vaccination.

vaccine (vak'sēn) [L. *vacci'nus*]. 1. Pertaining to the cow. 2. Vaccinal. 3. Lymph, scab, or any substance containing the virus of cow-pox; lymph taken from a vesicle of cow-pox and used in inoculating that disease. 4. Any material for preventive inoculation; particularly a preparation of a bacillus or its toxins which, on introduction into the body, produces active immunization by the formation of antibodies See *bacterial v.* **acne v.,** a vaccine prepared from acne bacilli. used in mild forms of acne. **anthrax v.,** anthrax cultures attenuated by growing them at 42° C. for varying lengths of time and injected into horses, cattle, sheep, and goats to protect them against anthrax. It is a triple vaccine: No. 1 is the weakest and is given first; Nos. 2 and 3 are progressively stronger and are given at intervals of twelve days apart. **antirabic v.,** an emulsion of the spinal cords of rabbits that have died as a result of the subdural injection of fixed rabies virus: used for the preventive treatment of rabies. **antityphoid v.** See *typhoid v.* **aqueous v.,** a vaccine in which the vehicle is physiologic salt solution. **autogenous v.,** a vaccine prepared from bacteria which have been freshly isolated from the lesion of the patient who is to be treated with it **autosensitized v.,** a vaccine sensitized by the patient's own serum. **bacterial v.,** a standardized suspension of bacteria in physiologic salt solution or in oil which is injected to increase the active immunity of the patient to that organism or organisms. Called also *bacterin.* **Bandi and Terni's v.** See *Terni and Bandi's v* **Besredka's v.** Same as *sensitized v.* **blackleg v.,** fresh muscle tissue from a blackleg tumor, ground, dried, and attenuated by heat. It is injected into cattle to protect them from blackleg. **bovine v.,** vaccine derived from the cow. **Calmette's v.,** a vaccine designed to prevent the development of tuberculosis in infants born of tuberculous parents. It is prepared from an extremely virulent strain of bovine tuberculosis which by prolonged cultivation has been deprived of its power of initiating tuberculosis. **Caronia's v.,** a vaccine for prophylaxis in scarlet fever. **Castellani's v's.** See *pentavaccine* and *tetravaccine.* **Chantemesse's v.,** a monovalent antityphoid vaccine. **cholera v.,** a bacterial vaccine prepared in various ways from cultures of the Vibrio choleræ and used as a prophylactic. **Claypool and Gay's v.** See *Gay and Claypool's v.* **corresponding v.,** a vaccine prepared from bacteria of the species causing the disease, but not from the patient himself. **cowpox v.** See *vaccine virus,* under *virus.* **Danysz's v.,** a polyvalent vaccine of all the organisms growing in the intestines: used as an

anti-anaphylactic in asthma and certain skin and gastro-intestinal diseases. **defatted v.** See *Dreyer's v.* **defatted tubercle v.** See *Dreyer's v.* **Dessy's v.**, a vaccine for typhoid fever composed of over forty strains of *Bacterium typhosum* grown for forty-eight hours on alkaline agar and emulsified in normal saline solution. **detoxicated v.**, a vaccine whose toxic properties have been removed; the non-toxic fraction of a vaccine. **Dreyer's v.**, a vaccine for tuberculosis prepared by treating tubercle germs with formaldehyd and then extracting them with acetone. This removes lipoid material to such an extent that the germs become non-acid-fast, Gram-negative, and more readily absorbable. Called also *defatted v.*, *diaplyte* or *Dreyer's antigen*, *tuberculin*, or *vaccine*. **Dreyer's tubercle v.** Same as *Dreyer's vaccine*. **Friedländer's v.**, one prepared from the Friedländer bacillus: it is used in chronic nasal catarrh and chronic gleet. **Gay and Claypool's v.**, a mixed polyvalent typhoid vaccine, sensitized by an antityphoid serum, killed and precipitated by alcohol and extracted with carbolated saline solution to remove endotoxins. The dried residue is used as a typhoid prophylactic in doses of 0.1 mg. **Gilman-Coca v.**, a cancer vaccine consisting of an emulsion of the living tumor cells of the patient removed at operation. **glycerinated v.**, vaccine material purified by treatment with glycerin. **gonococcus v.**, a bacterial vaccine made from cultures of *Neisseria gonorrhœæ* and used in the treatment of gonorrhea. **Haffkine's v.** 1. Old sterile bouillon cultures of *Pasteurella pestis* injected to prevent plague. 2. Live attenuated cultures of *Vibrio choleræ* injected to prevent Asiatic cholera. **heterogenous v.**, one prepared from material taken from some other individual than the one who is to be inoculated with it. **homologous v.** Same as *autogenous v.* **humanized v.**, vaccine obtained from vaccinia vesicles in man. **hydrophobia v.**, rabies vaccine. **jennerian v.** Same as *vaccine virus*. **killed v.** See under *bacterial v.* **Kolle's cholera v.**, a bacterial vaccine consisting of killed cultures of the cholera vibrio and used as a prophylactic. **Kolle's plague v.**, sterile suspensions of *Pasteurella pestis*. The germs are grown on agar and killed by heating to 70° C. for one hour. **Kolle and Strong's v.**, consists of living cultures of *Pasteurella pestis* of greatly reduced virulence. **lipodysentery v.**, a lipovaccine for dysentery. **lipopneumococcus v.**, a lipovaccine for pneumococcus infection. **living v.** See under *bacterial v.* **Lustig and Galeotti's v.**, a sterile preparation of the plague germs. They are dissolved in a 1 per cent. solution of caustic soda which is then neutralized with 1 per cent. acetic acid. The precipitate is dried and dissolved in weak sodium bicarbonate solution. The dose is 0.0133 gm. of the dry precipitate. **v.-lymph.** Same as *vaccine*. **Martinotti's v.**, an antituberculosis vaccine containing, among other things, a protein substance derived from a culture of tubercle bacilli, which functions as an antigen, causing the production of specific antibodies. **Marx's v.**, an antityphoid vaccine. **meningococcic v.**, a bacterial vaccine prepared from cultures of *Neisseria meningitidis* and used as a prophylactic. **mixed v.**, a bacterial vaccine prepared from more than one species of bacteria. **multipartial v.** Same as *polyvalent v.* **multivalent v.** Same as *polyvalent v.* **Nicolle and Blaizot's v.** See *dmegon*. **paratyphoid v.**, a vaccine similar to typhoid vaccine, but made from cultures of *Bacterium paratyphosum*, A and B. **plague v.**, a bacterial vaccine made from cultures of *Pasteurella pestis* and used as a prophylactic. **pneumococcus v.**, a bacterial vaccine prepared in various ways from cultures of *Diplococcus pneumoniæ* (usually Types I, II, and III), and used as a prophylactic. **polyvalent v.**, a bacterial vaccine made from cultures of several strains of the same species of bacteria. **Ponndorf's v.**, a mixed vaccine of tubercle bacilli and the endotoxins of streptococci, staphylococci, pneumococci, and influenza bacilli. It is administered by being injected, after scarification of the skin, into the lateral surface of the arm. **pure v.** See *univalent v.* **rabies v.**, material prepared from the spinal cords of rabbits killed by subdural injections of fixed virus. It is used for treating patients infected or contaminated with rabies virus. For methods of preparation see *Pasteur's method*, *Harris's method*, and *Terrell's method*, under *method*. **v.-rash.** See *vaccination*. **sensitized v.**, a vaccine consisting of bacteria which have been immersed in their specific immune serum. Such a vaccine is believed to cause no negative phase, but only a slight local reaction and to facilitate the antibody formation. Called also *serobacterin*. **smallpox v.**, vaccine virus. **staphylococcus v.**, a bacterial vaccine prepared from one or more strains of staphylococci and used in the treatment of furunculosis and other suppurative conditions. **stock v.**, a vaccine made from cultures constantly kept on hand in the laboratory. **streptococcus v.**, a bacterial vaccine made from cultures of streptococci and used in the treatment of various streptococcic infections **Strong's cholera v.**, a preparation of the nucleoproteins of the cholera vibrio and used as a prophylactic. **TAB v.** See *triple v.* **Terni and Bandi's v.**, the peritoneal exudate of rabbits or guinea-pigs which have been inoculated with *Pasteurella pestis*. At death the exudate is removed, incubated, heated to kill the germs, and a preservative added. **triple v.**, a bacterial vaccine containing the organisms of typhoid and the two paratyphoids. **typhoid v.**, a suspension of killed cultures of *Bacterium typhosum* in physiologic salt solution or in oils. It has been extensively used as a prophylactic against typhoid fever in armies since the Boer War and among civilians. The standard doses are: for the first dose, 500 million germs, and for the second and third doses, 1000 million each. **univalent v.**, a vaccine containing only one variety of organism in pure culture. Called also *pure v.* **Vincent's v.**, a typhoid vaccine containing ten strains of the typhoid bacillus. **v. virus.** See under *virus*. **von Ruck's v.**, a preparation containing in each cubic centimeter 10 mg. of the protein of tubercle bacilli and a small amount of fatty extractives: used for immunizing against tuberculosis. **Wright's v.**, a monovalent typhoid vaccine containing only one strain, the Rawling strain.

vaccinella (vak-sin-el'ah). A spurious and ineffective form of vaccinia.

vaccineurin (vak-sin-u'rin). A proprietary autolysate of staphylococci and Seratia marcescens (*Bacillus prodigiosus*) for injection in non-specific therapy

vaccinia (vak-sin'e-ah) [L., from *vac'ca* cow]. Cowpox; a disease of cattle regarded as a form of smallpox. When communicated to man, usually by vaccination, it confers a greater or less degree of immunity against smallpox. The course of the disease in man is described under *vaccination*.

vacciniculturist (vak"sin-ik-ul'tūr-ist). One who raises heifers and uses them for the production of vaccine.

vaccinifer (vak-sin'if-er) [*vaccine* + L. *fer're* to carry]. The individual from whom a vaccine is taken.

vacciniform (vak-sin'if-orm). Resembling vaccinia, or cowpox

vaccinin (vak'sin-in). The inoculable principle by which cowpox is communicated.

vaccininum (vak-sin-i'num). A homeopathic remedy prepared from vaccine virus.

vacciniola (vak-sin-e-o'lah) [diminutive of *vaccinia*]. A secondary form of vesicle appearing

after vaccination, and resembling the rash of smallpox.

vaccinization (vak"sin-iz-a'shun). Vaccination persistently repeated until the virus has no perceptible effect.

vaccinogen (vak-sin'o-jen). A source from which vaccine is derived.

vaccinogenous (vak-sin-oj'en-us). Producing vaccine.

vaccinoid (vak'sin-oid). Spurious or modified vaccinia.

vaccinophobia (vak"sin-o-fo'be-ah) [*vaccine* + Gr. φόβος fear]. Perverse and morbid dread of vaccination.

vaccinostyle (vak-sin'o-stīl). A small lance used in vaccination.

vaccinosyphilis (vak"sin-o-sif'il-is). Syphilis following inoculation with impure vaccine.

vaccinotherapeutics, vaccinotherapy (vak"-sin-o-ther-ap-u'tiks, -ther'ap-e). Therapeutic use of bacterial vaccines.

vacci'num vari'olæ. The U. S. P. name for vaccine virus.

vaccinurin (vak-sin'u-rin). An autolysate of staphylococci and *Bacillus prodigiosis* used in the non-specific treatment of neuralgia and neuritis.

vacuolar (vak'u-o-lar). Pertaining to a vacuole; characterized by the presence of vacuoles.

vacuolated (vak'u-o-la-ted). Pertaining to or characterized by vacuoles.

vacuolation (vak"u-o-la'shun). The process of forming vacuoles; the condition of being vacuolated.

vacuole (vak'u-ōl) [L. *vac'uus* empty]. Any space or cavity formed in the protoplasm of a cell. **Barrier's v's,** peribronchitic abscesses. **contractile v.,** a small cavity containing watery fluid, seen in the protoplasm of certain unicellular organisms. It gradually increases in size and then collapses. Its function is thought to be respiratory or excretory.

vacuolization (vak"u-o-liz-a'shun). Same as *vacuolation.*

vacuum (vak'u-um) [L.]. A space devoid of air or of other gas; a space from which the air has been exhausted. **high v.,** a vacuum in which the attenuation is extreme. **torricellian v.,** the vacuum in a barometric tube. **uteroplacental v.,** the vacuum between the placenta and the wall of the uterus, produced by traction for detachment of the placenta.

vadum (va'dum) [L. "ford"]. An elevation within a cerebral fissure, rendering it more or less shallow.

vagabonds' disease or **pigmentation** (vag'abondz). See under *disease.*

vagal (va'gal). Pertaining to the vagus nerve.

vagi (va'gi). Plural of *vagus.*

vagina (vaj-i'nah) [L.]. 1. A sheath. 2. The canal from the slit of the vulva to the cervix uteri which receives the penis in copulation. In the virgin adult it is 2 to 2½ inches on the anterior wall, 3 to 3½ inches on the posterior wall. The anterior and posterior walls are in contact. Its upper extremity embraces the cervix uteri, the posterior wall reaching the cervix higher up than does the anterior wall. Anteriorly and posteriorly there are a median ridge and the columnæ vaginæ, and running out from the columnæ on either side are transverse folds or rugæ. The *hymen* is a crescentic or circular mucous fold which constricts its entrance. When the hymen is ruptured, warty eminences mark its site—the carunculæ myrtiformes. The vagina has three coats: 1. Outer, or fibro-elastic. 2. Middle, or muscular. 3. Mucous, or internal. The circular muscular fibers near the entrance constitute the vaginal sphincter. **v. bul'bi,** the capsule of Tenon. **v. cellulo'sa,** the connective-tissue sheath of a nerve or muscle. **v. cor'dis,** the pericardium. **v. fem'oris,** the fascia lata of the thigh. **v. fibro'sa tendin'is** [B N A], the fibrous sheath of a tendon. **vagi'næ fix'ura.** Same as *vaginofixation.* **v. muco'sa,** a synovial sheath. **v. muco'sa ten'dinis** [B N A], a vaginal synovial membrane. **v. mus'culi rec'ti abdom'inis,** the sheath of the rectus. **vagi'næ ner'vi op'tici** [B N A], the sheaths of the optic nerve. **v. oc'uli,** Tenon's capsule. **v. pi'li,** a hair-sheath. **v. proces'sus styloi'dei** [B N A], the vaginal process of the temporal bone. **v. synovia'lis,** a synovial sheath. **v. ten'dinis** [B N A], the sheath of a tendon.

vaginal (vaj'in-al). 1. Of the nature of a sheath; ensheathing. 2. Pertaining to the vagina.

vaginalectomy (vaj"in-al-ek'to-me). Same as *vaginectomy.*

vaginalitis (vaj"in-al-i'tis). Inflammation of the tunica vaginalis testis.

vaginapexy (vaj-in-ap-eks'e). Same as *colpopexy.*

vaginate (vaj'in-āt) [L. *vagina'tus* sheathed]. Provided with a sheath.

vaginectomy (vaj-in-ek'to-me). Resection of the tunica vaginalis.

vaginicoline (vaj-in-ik'o-līn) [L. *vagi'na* sheath + *co'lere* to inhabit]. Living in the vagina: used of certain microörganisms.

vaginismus (vaj-in-iz'mus) [L.]. Painful spasm of the vagina due to local hyperesthesia. It is distinguished as *superficial* and *deep,* according as the seat is at the entrance of the vagina, or probably in the bulbocavernosus muscle, or in the levator ani muscle. **mental v.,** extreme aversion to coitus on the part of a woman, attended with contraction of the muscles when the act is attempted. **perineal v.,** spasm of the perineal muscles. **posterior v.,** vaginismus caused by spasm of the levator ani muscle. **vulvar v.,** vaginismus caused by spasm of the constrictor vaginæ muscle.

vaginitis (vaj-in-i'tis) [*vagina* + Gr. -ιτις inflammation]. 1. Inflammation of the vagina. It is marked by pain and by a purulent leukorrheal discharge. 2 Inflammation of a sheath. **v. adhæ'siva.** See *senile v.* **contagious granular v.** Same as *v. verruco'sa* **diphtheric v.,** diphtheric inflammation of the vagina. **emphysematous v.,** a variety marked by the formation of gas in the meshes of the connective tissue. Called also *gaseous v.* **granular v.,** the most common variety, in which the papillæ are enlarged and infiltrated with small cells. **senile v.,** vaginitis occurring in old age and marked by the formation of raw patches, which often adhere (*v. adhæsi'va*) to apposed surfaces, causing obliteration of the vaginal canal. **v. tes'tis,** perididymitis. **v. verruco'sa,** an infectious inflammation of the vagina in cows, prevalent in European countries, and caused by the streptococcus of Ostertag. Called also *colpitis granulosa.*

vagino-abdominal (vaj"in-o-ab-dom'in-al). Pertaining to the vagina and the abdomen.

vaginocele (vaj'in-o-sēl) [*vagina* + Gr. κήλη hernia]. Colpocele.

vaginodynia (vaj"in-o-din'e-ah) [*vagina* + Gr. ὀδύνη pain]. Pain in the vagina.

vaginofixation (vaj"in-o-fiks-a'shun). 1. The fixation of an abnormally movable vagina. 2. The suturing of the fundus of the uterus to the vaginal peritoneum in cases of retroflexion. Called also *vaginal hysteropexy.*

vaginolabial (vaj"in-o-la'be-al). Pertaining to the vagina and the labia.

vaginometer (vaj-in-om'et-er) [*vagina* + Gr. μέτρον measure]. An instrument for measuring the length and diameter of the vagina.

vaginomycosis (vaj"in-o-mi-ko'sis) [*vagina* +

Gr. *μύκης* fungus]. A diseased state of the vagina due to a plant-growth, chiefly *Lep'tothrix vagina'lis*.

vaginoperineal (vaj"in-o-per-in-e'al). Pertaining to the vagina and perineum.

vaginoperineorrhaphy (vaj"in-o-per-e-ne-or'af-e). The operation of suturing the divided or ruptured vagina and perineum.

vaginoperineotomy (vaj"in-o-per-in-e-ot'o-me). The operation of dividing the vagina and perineum in order to secure enlargement of the vulvovaginal outlet.

vaginoperitoneal (vaj"in-o-per"it-o-ne'al). Pertaining to the vagina and peritoneum.

vaginopexy (va-ji'no-peks-e) [*vagina* + Gr. *πῆξις* fixation]. The operation of suturing the vagina to the abdominal wall in cases of vaginal relaxation.

vaginoplasty (vaj-i'no-plas-te) [*vagina* + Gr. *πλάσσειν* to form]. Plastic surgery on the vagina.

vaginoscope (vaj'in-o-skōp) [*vagina* + *σκοπεῖν* to view]. A vaginal speculum.

vaginoscopy (vaj-in-os'ko-pe) [*vagina* + Gr. *σκοπεῖν* to inspect]. Inspection of the vagina.

vaginotome (vaj-i'no-tōm). An instrument for incision or division of the vagina.

vaginotomy (vaj-in-ot'o-me) [*vagina* + Gr. *τέμνειν* to cut] Surgical incision of the vaginal wall.

vaginovesical (vaj"in-o-ves'ik-al). Pertaining to the vagina and bladder.

vaginovulvar (vaj"in-o-vul'var). Vulvovaginal.

vagitis (va-gi'tis). Inflammation of the vagus.

vagitus (vaj'it-us) [L.]. The cry of an infant. **v. uteri'nus**, the crying of a child at or just before birth. **v. vagina'lis**, the crying of a child while its head is still within the vagina.

vago-accessorius (va"go-ak-ses-o're-us) [L.] The vagus and accessory portion of the spinal accessory nerves regarded as together forming one nerve.

vagoglossopharyngeal (va"go-glos"o-far-in'je-al). Pertaining to the vagus and glossopharyngeal nerves.

vagogram (va'go-gram) [*vagus* + Gr. *γράμμα* mark]. A tracing showing the electrical variations of the vagus nerve; called also *electrovagogram*.

vagolysis (va-gol'is-is) [*vagus* + Gr. *λύσις* loosing]. The operation of tearing off the esophageal branches of the vagus from the esophagus for the relief of cardiospasm.

vagomimetic (va"go-mim-et'ik). Having an effect which resembles that of stimulated vagus action.

vagosympathetic (va"go-sim-path-et'ik). The vagus and cervical sympathetic together.

vagotomy (va-got'o-me) [L. *va'gus* wandering + Gr. *τέμνειν* to cut]. The operation of cutting the vagus nerve.

vagotonia, vagotony (va-go-to'ne-ah, va-got'o-ne) [*vagus* + Gr. *τόνος* tension]. Hyperexcitability of the vagus nerve

vagotonic (vag-o-ton'ik). Pertaining to or characterized by vagotonia.

vagotrope (va'go-trōp). Same as *vagotropic*.

vagotropic (va-go-trop'ik). Having an effect on the vagus nerve

vagotropism (va-got'ro-pizm) [*vagus* + Gr. *τροπή* a turning]. Affinity of a drug or poison for the vagus nerve.

vagrant (va'grant) [L. *va'grans*, from *vaga're* to wander]. 1. Wandering; moving from one place to another. 2. A vagabond.

vagus (va'gus) [L. "wandering"], pl. *va'gi*. The pneumogastric nerve. See *nerves, table of*. **v. area**, an area on the floor of the fourth ventricle in which the vagus nerve has its origin. **v. pneumonia**. See *pneumonia*.

Vahlkampfia (vahl-kamp'fe-ah). A genus of amebæ in which there is no flagellate stage of development.

valamin (val'am-in). The valerian ester of amylene hydrate, $(CH_3)_2.C_2H_5.CO.O.C_5H_9$. It has hypnotic and sedative properties.

valence, valency (va'lens, va'len-se) [L. *valen'tia* strength]. The power possessed by an element or radical of combining with hydrogen or of replacing it in a chemical compound. Cf. *quantivalence*. **v. value**, the number obtained by multiplying the lowering of the freezing-point in degrees by the amount of urine in cubic centimeters.

valent (va'lent). See *quantivalent*.

Valentin's corpuscles, ganglion (val'en-tīnz) [Gabriel Gustav *Valentin*, German physician, 1810–1883; or Michael Bernard *Valentin*, a German naturalist, 1657–1726]. See *corpuscle, ganglion*.

Valentine's position (val'en-tīnz) [Ferdinand C. *Valentine*, surgeon in New York, 1851–1909]. See *position*.

valeral, valeraldehyd (val'e-ral, val-e-ral'dē-hīd). A mobile liquid, $(C_4H_9.CHO)$, with an irritating odor. Produced by oxidization of amyl alcohol.

valerate (val'er-āt). Valerianate.

valerene (val'er-ēn). See *amylene*.

valerian (va-le're-an) [L. *valeria'na*]. Any plant of the genus *Valeria'na*. The roots and rhizome of *Valeria'na officina'lis*, of Europe, are antispasmodic and nerve stimulant, and are used in nervousness and hysteria. Dose of abstract, 5–15 gr. (0.333–1 gm.); of extract, 5–10 gr. (0.333–0.666 gm.); of fluidextract, 10–30 min (0.666–2 c.c.); of volatile oil, 2–5 min (0.133–0.333 c.c.); of tincture, ½–2 dr. (2–8 c.c.); of ammoniated tincture, ½–2 dr. (2–8 c.c.). **Greek v.**, the European plant, *Polemo'nium cæru'leum*, or Jacob's-ladder used as an application to ulcers, and vaunted as a cure for hydrophobia.

valerianate (va-le're-an-āt). Any salt of valerianic acid.

valerianic acid (val-e-re-an'ik). See *acid*.

valeric (val-e'rik). A preparation of valerian.

valeridin (val-er'id-in) A crystalline valerian and phenidin preparation, isovalerylparaphenetidin, $C_6H_4(OC_2H_5)NH\,CO\,C_4H_9$, occurring in white needles. a nerve sedative. Dose, 8–15 gr. (0.5–1 gm.)

valerobromin (val"er-o-bro'min) A proprietary salt containing valeric acid and bromids· used in neurasthenia, epilepsy, insomnia, and nervous disorders.

valerol (val'er-ol). A clear oily substance, $C_{12}H_{10}O_2(C_5H_{10}O)$, from valerian It has a strong, unpleasant odor.

valerydin (val-er'id-in). Valeridin.

valerylene (val'er-il-ēn). A hydrocarbon of the acetylene series, $CH_3\,C\,C:C_2H_5$.

valeryloxybutyrein (val"er-il-oks"e-bu-ter-e'in). Same as *quietol*.

valetudinarian (val"e-tu-din-a're-an) [L. *valetudina'rius*]. An invalid, a feeble person.

valetudinarianism (val"e-tu-din-a're-an-izm). An infirm or feeble habit of body

valgoid (val'goid) [*valgus* + Gr. *εἶδος* form]. Resembling the valgus.

valgus (val'gus) [L.]. 1. Same as *talipes valgus*. 2. Knock-kneed; a knock-kneed person. **spurious v.**, splay-foot; a flat, broad foot.

validol (val'id-ol). A clear, syrupy liquid, $C_4H_9-CO_2C_{10}H_{19}$, the valeric-acid ester of menthol: analeptic and antihysteric. Dose, 3–5 min. (0.18–0.333 c.c.). **camphorated v.**, a solution of camphor in validol.

valin (val'in). An amino-acid produced by the digestion or hydrolytic decomposition of proteins. It is alpha-amino-isovalerianic acid, $(CH_3)_2.CH.CH-(NH_2).COOH$.

valisan (val'is-an). Same as *brovalol*.

vallate (val'āt) [L. *valla'tus* walled]. Having a wall or rim; cup-shaped.

vallecula (val-ek'u-lah) [L. "a depression"]. 1. Any depression or furrow. 2. The glosso-epiglottidean pouch. **v. cerebel'li** [B N A], the longitudinal fissure of the cerebellum. **v. epiglot'tica** [B N A], a depression between the lateral and median glosso-epiglottic folds on each side. **v. ova'ta**, the fissure of the liver which contains the gall-bladder. **v. syl'vii**, a depression of the surface of the fetal brain which becomes developed into the fissure of Sylvius. **v. un'guis**, the socket for the root of the nail.

valledol (val'ed-ol). A preparation of the gum of mistletoe berries: used in menstrual disorders and postpartum hemorrhage. Dose, 1 gr. (0.6 gm.), several times daily; subcutaneously, $\frac{1}{60}$ gr. (0.001 gm.).

Valleix's points (vahl-āz') [François Louis *Valleix*, French physician, 1807–1855]. See under *point*.

Vallet's mass (val-āz'). Mass of iron carbonate.

valley of the cerebellum (val'e). See *vallecula cerebelli*.

Valli-Ritter law (val-e-rit'er). See *Ritter-Valli law*, under *law*.

vallis (val'is) [L. "valley"]. The vallecula cerebelli.

val'lum un'guis [L.]. [B N A] The wall of a nail.

valofin (val'o-fin). A proprietary analgesic preparation consisting of a distillate of valerian root and peppermint leaves.

valoid (val'oid) [L. *vale're* to be equal]. A fluid-extract equal weights of which and of the drug from which it is prepared contain an equal amount of the active principle of the drug. Called also *equivalent extract*.

valonia (val-o'ne-ah) [Ital. *vallonia;* Gr. *βάλανος* acorn]. The acorn-cups of *Quer'cus æ'gilops:* strongly astringent.

Valsalva's experiment (val-sal'vahz) [named from Antonio Maria *Valsalva*, an Italian anatomist, 1666–1723]. Inflation of the eustachian tube by closing the nose and mouth and employing a forcible expiration. **V's sinus.** See *sinus*.

valsol (val'sol). An ointment-base; a mixture of the various oxygenized solid hydrocarbons.

value, buffer. The ability of a fluid such as the blood to absorb small amounts of acids or of alkalies without much change in its hydrogen-ion concentration. **fuel v.**, the potential heat energy of the food. **globular v.**, the percentage of hemoglobin in a red corpuscle. It is represented by a fraction, the numerator of which represents the quantity of hemoglobin and the denominator the amount of the red corpuscles. **liminal v.**, **threshold v.**, that intensity of a stimulus which produces a just noticeable impression.

valval, valvar (val'val, val'var). Pertaining to a valve.

valvate (val'vāt). Pertaining to or having valves.

valve (valv) [L. *val'va*]. A fold in a canal or passage which prevents the reflux of its contents: it is in three segments. **Amussat's v's.** Same as *Heister's v's.* **aortic v.**, the semilunar valve at the aortic orifice of the heart. **auriculoventricular v's**, the mitral and tricuspid valves of the heart. **Bauhin's v.**, the ileocecal valve. **Béraud's v.**, a valve said to occur at the bottom of the lacrimal sac, over the entrance to the nasal duct. **bicuspid v's**, the valves between the left auricle and left ventricle. **Bochdalek's v.**, a fold within the lacrimal duct near the punctum lacrimale. **caval v.**, eustachian valve. **v. of colon**, the ileocecal valve. **coronary v.**, the valve at the entrance of the coronary sinus into the right auricle. **eustachian v.**, a semilunar fold within the right auricle of the heart, between the orifice of the postcava and the auriculoventricular opening. **Foltz's v.** [J. C. E. *Foltz*, French ophthalmic surgeon, 1822–1876], the fold of membrane at the lacrimal canaliculus. **Gerlach's v.**, a circular fold which sometimes surrrounds the orifice of the vermiform appendix. **Guérin's v.** Same as *valvula fossæ navicularis*. **Hasner's v.**, a kind of valve at the meatal end of the nasal duct. **Heister's v's**, folds of the mucosa in the cystic duct and in the neck of the gall-bladder. **Holokenius's v's**, crescentic ridges on the inner surface of the umbilical vessels. **Houston's v's**, folds of mucous membrane in the rectum. **Huschke's v.**, a crescentic fold in the lacrimal duct near its junction with the lacrimal sac. **ileocecal v.**, the fold at the junction of the ileum and cecum. Called also *v. of Bauhin* and *valvula coli* (B. N. A.). **v. of inferior vena cava.** Same as *eustachian v.* **Kerkring's v's**, the valvulæ conniventes. **Krause's v.** See *Béraud's v.* **Mercier's v.**, a fold which sometimes partially closes the vesical orifice of the ureter. **mitral v's**, the valves between the left auricle and the left ventricle. **Morgagni's v's**, the folds of the rectal mucosa which form the sinuses of Morgagni. **O'Beirne's v.**, O'Beirne's sphincter. See under *sphincter*. **pulmonary v.**, the valve at the junction of the pulmonary artery and the right ventricle **pyloric v.**, the mucous fold at the pylorus. **Rosenmüller's v.** See *Huschke's v.* **semilunar v's**, the valves which guard the entrances to the aorta (*aortic semilunar v*) and the pulmonary artery (*pulmonic semilunar v*) **spiral v. of Heister.** See *Heister's v's.* **Taillefer's v.**, a fold of the mucous membrane of the nasal duct near the middle of its course. **Tarinus' v.** See *velum medullare posticum.* **v.-test.** See *test.* **Thebesius' v's**, the coronary valves. **tricuspid v's**, the valves which control the opening from the right auricle to the right ventricle. **v. of Tulpius**, the ileocecal valve. **v. of Varolius**, the ileocecal valve. **v. of Vieussens**, the superior medullary velum; the transparent roof of the anterior part of the fourth ventricle. **Willis's v.**, the valve of Vieussens.

valved (val'vd). Having valves; opening by valves.

valviform (val'vif-orm) [L. *val'va* valve + *for'ma* shape]. Shaped like a valve.

valvotomy (val-vot'o-me) [L. *val'va* valve + Gr. *τομή* cut]. The operation of cutting a valve; especially, Houston's valves of the rectum or the mitral valves of the heart.

valvula (val'vu-lah), pl. *val'vulæ* [L.]. A little valve **v. co'li** [B N A], the ileocecal valve. See *valve*. **val'vulæ conniven'tes** [L. "closing valves"], the transverse mucous folds in the small intestine. **v. foram'inis ova'lis** [B N A], a fold extending into the left auricle from the edge of the foramen ovale of the fetus. **v. fos'sæ navicula'ris** [B N A], a fold of mucous membrane occasionally occurring in the roof of the fossa navicularis of the urethra. Called also *Guérin's fold* or *valve*. **v. mitra'lis**, mitral valve. **v. proces'sus vermifor'mis** [B N A], a fold of mucous membrane at the opening into the cecum of the canal of the vermiform appendix. **v. pylo'ri** [B N A]. See *pyloric valve*. **v. semiluna'ris** [B N A], the semilunar valve. **v. si'nus corona'rii** [**thebe'sii**] [B N A], the coronary valve. See under *valve*. **v. spira'lis** [B N A], Heister's valve. See *valve*. **v. tricuspida'lis** [B N A], the tricuspid valve. **val'vulæ vagi'næ**, the hymen. **v. ve'næ ca'væ** [**eustach'ii**]. See *eustachian valve*, under *valve*. **v. vestib'uli sinis'tra**, one of the two thin folds bordering the opening of the venous sinus reuniens into the right auricle of the embryonic heart. It disappears, but the other fold develops into the eustachian and thebesian valves.



Portion of the wall of the small intestine laid open to show the valvulæ conniventes (Brinton).

valvular (val'vu-lar). Pertaining to, affecting, or of the nature of, a valve.

valvulitis (val-vu-li'tis). Inflammation of a valve or valvula, especially a valve of the heart.

valvulotome (val'vu-lo-tōm). An instrument for cutting a valve. Cf. *valvotomy*.

valvulotomy (val-vu-lot'o-me). Valvotomy.

valyl (val'il). Valerianic acid diethylamid, $CH_3(CH_2)_3.CO.N(C_2H_5)_2$, a liquid with a strong odor: used in hysteria and other nervous disorders. Daily dose, 2–5 min. (0.12–0.33 c.c.).

valylene (val'il-ēn). A hydrocarbon, C_5H_6.

valzin (val'zin). Same as *sucrol*.

vamianine (vam-e-an'in). A proprietary preparation for the treatment of syphilis and chronic skin affections.

vampire (vam'pīr). A blood-sucking bat, *Desmo'dus ru'fus*; also *Diphyl'la ecauda'ta*, a bat of similar habits; both South American.

vampirism (vam'pīr-izm). Violation of a corpse, either by sexual intercourse with it (necrophily) or by mutilation for the purpose of exciting sexual feelings (necrosadism).

vanadarsin (van-ad-ar'sin). A proprietary vanadium arsenic preparation.

vanadate (van'ad-āt). Any salt of vanadic acid.

vanadin (van'ad-in). A proprietary solution said to contain vanadium and sodium chlorate; antiseptic used in tuberculosis. Dose, 2–10 min. (0.12–0.666 c.c.).

vanadium (van-a'de-um) [*Vanadis*, a Norse deity]. A rare, gray, metallic element; symbol, V.; atomic weight, 51.

vanadiumism (van-a'de-um-izm). A chronic intoxication caused by absorption of vanadium: seen in workers in that metal or its compounds.

vanadozon (van-ad'o-zon). A preparation of vanadic anhydrid and sodium chlorid.

van Buren's disease (van bu'renz) [William Holme *van Buren*, American surgeon, 1819–1883]. Hardening of the corpora cavernosa.

van Deen's test [Izaak *van Deen*, Dutch physician, 1804–1869]. See *Deen's test*, under *tests*.

Vandellia (van-del'e-ah) [after one *Vandelli*]. A genus of scrophularinaceous herbs. *V. diffu'sa*, a South American plant, is purgative, emetic, cholagogue, and antipyretic.

van den Bergh's test [A. A. Hijmans *van den Bergh*, contemporary Dutch physician] See under *tests*.

van der Velden's test (van der vel'denz) [Reinhardt *van der Velden*, German physician, born 1851]. See under *tests*

van Ermengem's stain (van er'meng-ems) [Emile P. *van Ermengem*, Belgian bacteriologist, born 1851]. See under *stains, table of*.

van Gehuchten's method (van-ga-hook'tenz) [Arthur *van Gehuchten*, Belgian anatomist, 1861–1915] See *method*.

Vanghetti's prosthesis (vahn-get'ēz). See *prosthesis*.

van Gieson's stain (van ge'sonz) [Ira *van Gieson*, New York neuropathologist, 1865–1913]. See under *stains, table of*.

van Hook's operation [Weller *van Hook*, Chicago surgeon, contemporary]. Uretero-ureterostomy.

van Hoorne's canal (van horn) [Jean *van Hoorne*, Dutch anatomist, 1621–1670]. The thoracic duct.

Vanilla (van-il'ah) [L.]. A genus of climbing orchidaceous plants of hot climates. The fruit of *V. planifo'lia*, of Mexico, are the vanilla-beans, which contain vanilla and are used as a flavor and a mild stimulant: it is said to be aphrodisiac. **false v.**, a fragrant North American composite-flowered plant, *Lia'tris odoratis'sima*: used in making toilet-waters and in flavoring tobacco.

vanillin (van-il'in). An aromatic, crystallizable principle, $CH_3O.C_6H_3(OH).CHO$, from vanilla. It may be prepared from eugenol and from coniferin, and is soluble in alcohol, ether, glycerin, and chloroform, but only slightly in water. It is used as a flavoring agent and gastric stimulant. **v.-paraphenetidin**, a crystalline derivative of vanillin and paraphenetidin, $CH_3O.C_6H_3(OH).CH.N.C_6H_4.OC_2H_5$, styptic, antineuralgic, and hypnotic.

vanillism (van-il'izm). Symptoms of dermatitis, coryza, and malaise seen in those handling raw vanilla and caused by a species of mite (tyroglyphid).

Vanin plague. See *parangi*.

vanoline (van'o-lin). A proprietary remedy for skin diseases.

van Slyke's formula, method, test (van-slīks') [Donald D. *van Slyke*, contemporary American chemist]. See under *formula, method*, and *tests*.

van Slyke and Cullen's method. See under *method*.

van Swieten's solution (van swe'tenz) [Gérard *van Swieten*, Dutch physician, 1700–1772]. See under *solution*.

van't Hoff's law, rule (vant hof') [Jacobus Hendricus *van't Hoff*, Dutch chemist in Berlin, 1852–1911]. See under *law* and *rule*.

Vanzetti's sign (vahn-tset'ēz) [Tito *Vanzetti*, Italian surgeon, 1809–1888]. See under *sign*.

vapo-aural massage (va-po-aw'ral). A vapor and massage treatment for the ear.

vapocain (va-po-ka'in). A proprietary toothache cure containing 15 per cent. of cocain hydrochlorid.

vapocauterization (va"po-kaw"ter-iz-a'shun). Cauterization by means of steam or other hot vapor.

vapocresolin (va-po-kres'o-lin). An antiseptic remedy for the treatment of diphtheria and whooping-cough by inhalation. It contains cresols, which are volatilized by heat.

vapopulmonary massage (va-po-pul'mo-na-re). A massage and vapor treatment for the lungs.

vapor (va'por), pl *vapo'res* [L.]; English pl *va'pors*. A Latin word signifying steam, gas, or exhalation.

vaporarium (va-por-a're-um) [L.]. An apparatus for treating certain diseases by the local application of heat and cold.

vaporish (va'por-ish). Splenetic or hysteric.

vaporium (va-po're-um) [L.]. An apparatus for treating disease by the local application of heat or cold.

vaporization (va"por-iz-a'shun). 1. The conversion of a solid or liquid into a vapor without chemic change. 2. Treatment by vapors.

vaporize (va'por-īz). To convert into vapor or to be transformed into vapor.

vaporole (va'po-rōl). A glass capsule containing a single dose of a volatile drug, the vapor of which is to be inhaled.

vapors (va'perz). Hypochondriasis or hysteric depression of spirits.

Vaquez's disease (vak-āz') [H. *Vaquez*, contemporary French physician]. See under *disease*.

var. Abbreviation for *variety*.

varalette (var-al-et'). A proprietary form of compressed effervescent tablet.

vargol (var'gol). A proprietary preparation of silver and a derived albumin used in 10 to 25 per cent. solution in gonorrhea, conjunctivitis, laryngitis, etc.

variable (va're-ab-l) [*in statistics*]. One of the separate numeric values from which a curve of variability can be constructed.

variate (va'ri-āt). See *variable*.

variation (va-re-a'shun). Deviation in characters in an individual from those typical of the group to which it belongs; also, deviation in characters of the offspring from those of its parents. **continuous v.**, a series of small variations. **in-**

born v., one which arises from changes in the germ and not from the somatic cells. **meristic v.**, variation in the number of parts in the offspring.

varication (var-ik-a'shun). 1. The formation of a varix. 2. A varicose condition.

varicella (var-is-el'ah) [L.]. Chickenpox; an acute contagious disease, principally of young children, marked by slight fever and an eruption of macular vesicles, which appear in crops, and are superficial and rarely umbilicated. They rarely become pustular, but dry up, and are only occasionally followed by scars. The duration of the disease is about a week, during which time it runs a very mild course. **v. gangræno'sa**, a rare form of chickenpox in which the eruption leads to a gangrenous ulceration. Called also *dermatitis gangrænosa infantum*. **v. inocula'ta**, the inoculation of children with virus from a fresh clear vesicle of chickenpox; usually no general symptoms develop. **pustular v.**, varioloid. **vaccination v.** Same as *v inoculata*.

varicellation (var-is-el-a'shun). Prophylactic inoculation with the virus of varicella.

varicelliform (var-is-el'if-ōrm). Shaped like the vesicles of varicella.

varicelloid (var-is-el'oid) [*varicella* + Gr. *εἶδος* form]. Resembling varicella.

varices (var'is-ēs) [L.]. Plural of *varix*.

variciform (var-is'if-orm) [L. *va'rix* varix + *for'ma* form]. Resembling a varix; varicose.

varicoblepharon (var''ik-o-blef'ar-on) [L. *va'rix* varix + Gr. *βλέφαρον* eyelid]. A varicose swelling of the eyelid.

varicocele (var'ik-o-sēl) [L. *va'rix* varix + Gr. *κήλη* tumor]. A varicose condition of the veins of the spermatic cord, forming a swelling that feels like a bag of worms, and accompanied by a dragging pain. **ovarian v.**, a varicose state of the veins of the broad ligament. **pelvic v.**, varicose condition of the veins of the broad ligament. **utero-ovarian v.**, a varicose condition of the veins of the pampiniform plexus of the female.

varicocelectomy (var''ik-o-se-lek'to-me) [*varicocele* + Gr. *ἐκτομή* excision]. The excision of a part of the scrotum and the enlarged veins for varicocele.

varicoid (var'ik-oid) [L. *va'rix* varix + Gr. *εἶδος* form]. Resembling a varix.

varicole (var'ik-ōl). 1. Same as *varicocele*. 2. Bismuth iodoresorcin sulphonate, used in the form of suppositories for hemorrhoids.

varicomphalus (var-ik-om'fal-us) [L. *va'rix* swollen vein + Gr *ὀμφαλός* navel]. A varicose tumor at the navel.

varicose (var'ik-ōs) [L. *varico'sus*]. Of the nature of or pertaining to a varix; unnaturally swollen: said of a vein.

varicosis (var-ik-o'sis) [L.]. A varicose condition of the veins of any part.

varicosity (var-ik-os'it-e). 1. A varicose condition; the quality or fact of being varicose. 2. A varix or varicose vein.

varicotomy (var-ik-ot'o-me) [L. *va'rix* varix + Gr. *τέμνειν* to cut]. The excision of a varix or of a varicose vein.

varicula (var-ik'u-lah) [L.]. A varix of the conjunctiva.

variola (var-i'o-lah) [L.]. Smallpox; an acute infectious disease characterized by vomiting, lumbar pains, an eruption which is first papular, then vesicular, and finally pustular, and by fever which is marked by a distinct remission, beginning with the eruption and continuing until the latter becomes pustular. The disease may be due to a chlamydozoan. The period of incubation is about twelve days, and the eruption consists in infiltration of cells into the skin, which cells undergo liquefaction, with the production of suppuration. The eruption begins about the third or fourth day, with the formation of small red spots on the forehead, face, and wrists. These change into smooth, round papules, which feel like shot under the skin. This eruption spreads over the body, and about the third day the papules become converted into vesicles with a depression or umbilication at the top. The vesicles gradually become converted into pustules, which increase in size and dry up and break, forming soft, yellow crusts, which have a peculiar offensive odor. After a week the scabs fall off, leaving pitted scars or pock-marks. **black v.** Same as *hemorrhagic v.* **bovine v.** Same as *vaccinia*. **coherent v.**, a kind in which the pustules cohere at the edges, but do not become confluent. **confluent v.**, a severe form in which the pustules become more or less confluent. **v. crystalli'na**, chickenpox. **discrete v.**, a form in which the pustules remain more or less distinct. **equine v.** See *horse pox*, under *pox*. **hemorrhagic v.**, a form in which hemorrhage occurs into the vesicles or from the mucous surfaces. **v. inser'ta**, smallpox acquired by inoculation. **malignant v.**, a severe and very fatal form of hemorrhagic variola. **v. milia'ris**, smallpox with an eruption of small vesicles. **modified v.** Same as *varioloid*. **ovine v.**, ovinia; the smallpox of sheep. **v. pemphigo'sa**, smallpox with an eruption of large blebs. **v. siliquo'sa**, smallpox in which the contents of the pustules become absorbed, leaving the walls empty. **v. ve'ra**, simple and unmodified smallpox. **v. verruco'sa**, wart-pox, a variety in which the eruption does not pass beyond the papular stage.

variolar (var-i'o-lar). Pertaining to smallpox.

Variolaria amara (va''re-o-la're-ah am-a'rah). A febrifugal and anthelmintic lichen of the old world.

variolate (va're-o-lāt). Having the nature or appearance of smallpox.

variolation (va''re-o-la'shun). Inoculation with the virus of unmodified smallpox. **bovine v.**, inoculation of a calf with smallpox.

variolic (var-e-ol'ik). Variolar.

varioliform (va-re-o'lif-orm). Resembling smallpox.

variolinum (va''re-o-li'num). A homeopathic remedy prepared from the virus of smallpox.

variolization (va''re-o-liz-a'shun). See *variolation*.

varioloid (va''re-o-loid'). A modified and mild form of smallpox occurring in a patient who has had a previous attack or has been vaccinated. **v.-varicella.** Same as *amaas*.

variolous (va-re'o-lus). Pertaining to or of the nature of smallpox.

variolovaccine (var-e''o-lo-vak'sin). 1. Pertaining to vaccine or bovine variola. 2. A virus obtained by vaccinating the heifer with the virus of smallpox.

variolovaccinia (var-e''o-lo-vak-sin'e-ah). Cowpox in the heifer caused by inoculation with smallpox.

variscope (va'ris-kōp). A variety of chromophotograph.

varisse (var-is'). A lump on the inner surface of a horse's hind leg.



Varices of the leg.

varix (va'riks), pl. *var'ices* [L.]. An enlarged and tortuous vein. **aneurysmal v., aneurysmoid v.**, a form of arteriovenous aneurysm in which the blood flows directly into a neighboring vein

without the intervention of a connecting sac **arterial v.**, a cirsoid aneurysm or varicose artery. **gelatinous v.**, a nodular state of the umbilical cord. **v. lymphat'icus**, an enlarged and tortuous lymphatic vessel, due usually to the presence of *Fila'ria san'guinis hom'inis*. **turbinal v.**, a dilated condition of the veins of the turbinates.

varnish (var'nish). A resinous solution in oil or alcohol, having a limited use in surgery. **benzoin v.** See *Woelfler's solution*, under *solution*. **black v., Burmese v., Martaban v.**, a varnish produced in Burma from *Melanorrhœ'a usita'ta*, a terebinthinaceous tree. **piny v.** See *Vater'ia in'dica*. **v.-tree**, *Rhus coria'ria*, a European tree: highly astringent; also *R. ver'nix*, which yields Japan varnish.

varolian (va-ro'le-an) 1. Pertaining to the pons varolii. 2. Described by or named in honor of Costanzo *Varoli* (*Varolius*), Italian anatomist and surgeon, 1542–1575.

varoma (va-ro'mah). A proprietary vaporizing disinfectant.

varus (va'rus) [L.]. 1. Having the legs bent outward; bow-legged. 2. Same as *talipes varus*. 3. A blotch or whelk on the face.

vas (vas), pl. *va'sa* [L.]. A vessel; especially a blood-vessel or lymphatic duct. **v. aber'rans.** 1. A blind tube sometimes connected with the epididymis or vas deferens. 2. Any anomalous or unusual vessel. **v. aberrans, Roth's**, an occasionally occurring diverticulum of the rete testis. **v. def'erens**, the excretory duct of the testicle, passing from the testis to the ejaculatory duct. **v. pro'minens** [B N A], a blood-vessel on the accessory spiral ligament of the cochlea. **v. spira'le**, a blood-vessel on the under side of the basilar membrane.

vasa (va'sah) [L.]. Plural of *vas*. **v. aberran'tia hep'atis**, the aberrant vessels of the liver. **v. afferen'tia**, the lymphatic vessels which enter a gland. **v. au'ris inter'næ**, vessels of the internal ear. **v. bre'via**, the small branches of the splenic artery going to the stomach. **v. efferen'tia.** 1. The lymphatics which have lymph-glands connected with them. 2. The excretory ducts of the testicle. See *testicle*. **v. intesti'næ ten'uis**, branches of the superior mesenteric artery to the small intestine. **v. lymphat'ica**, lymphatic vessels. **v. præ'via**, a condition in which the blood-vessels of the umbilical cord where they enter the placenta present in front of the fetal head in labor. **v. pro'pria of Jungbluth**, vessels situated beneath the amnion of the early embryo. **v. rec'ta.** 1. The straight tubes going to the seminiferous tubules. 2. See *testicle*. **v. sanguin'ea integumen'ti commu'nis**, the vessels of the external skin. **v. sanguin'ea ret'inæ**, the blood-vessels of the retina. **v. sero'sa**, capillary blood-vessels. **v. vaso'rum** [B N A], the small nutrient arteries and veins in the walls of the larger blood-vessels. **v. vortico'sa**, the stellate veins of the choroid.

vasal (va'sal). Pertaining to a vas or to a vessel.

vasalium (vas-a'le-um). True vascular tissue, such as is found in closed or vascular organs.

vascular (vas'ku-lar). Pertaining to or full of vessels.

vascularity (vas-ku-lar'it-e). The condition of being vascular.

vascularization (vas''ku-lar-iz-a'tion). The process of becoming vascular.

vascularize (vas'ku-lar-īz). To supply with vessels.

vasculature (vas'ku-la-chūr). The disposal of blood-vessels in a part.

vasculin (vas'ku-lin). An extract from vascular tissue.

vasculitis (vas-ku-li'tis) [L. *vas'culum* vessel + Gr. *-ιτις* inflammation]. Inflammation of a vessel.

vasculogenesis (vas''ku-lo-jen'es-is) [L. *vas'culum* vessel + Gr. *γένεσις* formation]. The development of the vascular system.

vasculomotor (vas''ku-lo-mo'tor). Effecting movement of the walls of vessels.

vasculum (vas'ku-lum) [L.]. A small vessel. **v. aber'rans.** Same as *vas aberrans*.

vasectomy (vas-ek'to-me) [L. *vas* vessel + Gr. *ἐκτομή* excision]. Surgical removal of the vas deferens, or of a portion of it.

vaselin (vas'el-in). A variety of petrolatum. See *petrolatum*. **vaseli'num adus'tum sapona'tum**, an ointment of petrolatum with 1 per cent. of sodium stearate and 1 to 2 per cent of pyroxylin; said to be identical with naftalan used in skin diseases. **liquid v.** Same as *petrolatum liquidum*.

"Vaseline" (vas-el-ēn). A proprietary trademark name for a number of petroleum preparations.

vaselon (vas'el-on). An ointment basis, said to be a solution of stearin and margarin in a mineral oil; proprietary.

vasenol (vas'e-nol). A proprietary emulsifiable ointment-base.

vasicin (vas'is-in). A microbicidal alkaloid from *Adhato'da vas'ica*, a plant of South Asia, useful in bronchitis, etc.

vasifactive (va-sif-ak'tiv) [L. *vas* vessel + *fac'ere* to make] Forming new blood-vessels or vascular tissue. See *cell*.

vasiform (va'sif-orm) [L. *vas* vessel + *for'ma* form]. Having the appearance of a vessel.

vasitis (vas-i'tis). Inflammation of the vas deferens.

vasoconstriction (va''so-kon-strik'shun). The diminution of the caliber of vessels, whether or not due to nerve influence.

vasoconstrictive (va''so-kon-strik'tiv). Causing constriction of the blood-vessels.

vasoconstrictor (va''so-kon-strik'tor). 1. Causing constriction of the blood-vessels. 2. A vasomotor nerve or a drug which causes constriction of the blood-vessels.

vasocorona (va''so-ko-ro'nah) [L. *vas* vessel + *coro'na* crown] The arterial vessels which pass radially from the spinal cord to its periphery.

vasodentin (va-so-den'tin) [L. *vas* vessel + *dens* tooth]. Dentin provided with blood-vessels.

vasodermol (va-so-der'mol). A proprietary fluid made from hydrocarbons and used as a vehicle for sulphur, iodin, mesotan, etc., as a cutaneous application.

vasodilatation (va''so-di-la-ta'shun). Dilatation of a vessel. **reflex v.**, reflex diastole. See *diastole*.

vasodilatin (va''so-di-la'tin). A substance supposed to exist in organic extracts and to cause vascular dilatation.

vasodilator (va''so-di-la'tor). 1. Causing dilatation of the blood-vessels. 2. Any nerve or drug which causes dilatation of the blood-vessels.

vaso-epididymostomy (va''zo-ep-e-did-e-mos'to-me). Operative formation of a communication between the vas deferens and the epididymis.

vasofactive, vasoformative (va-so-fak'tiv, va-so-for'ma-tiv). Same as *vasifactive*.

vasoganglion (va-so-gang'le-on). Any vascular ganglion or rete.

vasogen (vas'o-jen). A proprietary ointment-base: said to contain olein, vaselin, vaselin oil, etc.

vasohypertonic (va''so-hi-per-ton'ik). Same as *vasoconstrictor*.

vasohypotonic (va''so-hi-po-ton'ik). Same as *vasodilator*.

vaso-inhibitor (va''so-in-hib'it-or). Any agent or drug that inhibits the action of the vasomotor nerves.

vaso-inhibitory (va''so-in-hib'it-or-e). Hindering the action of the vasomotor nerves.

vasol (va'sol). 1. A form of atomizer. 2. A proprietary liquid petroleum oil combined with ammonium oleate.

vasoligation (va''so-li-ga'shun). Ligation of the vas deferens.

vasoligature (va-so-lig'at-ūr). Vasoligation.

vaso-liniment (va''so-lin'im-ent). Same as *parogen*.

vasomotion (va-so-mo'shun) [L. *vas* vessel + *mo'tio* movement]. The contraction or dilatation of the caliber of a vessel.

vasomotor (va-so-mo'tor) [L. *vas* vessel + *mo'tor* mover]. 1. Presiding over the movements of the walls of blood-vessels; that is, their expansion (vasodilatation) or contraction (vasoconstriction). 2. Any agent or nerve that effects vasomotion.

vasomotorial, vasomotory (va''so-mo-to're-al, va-so-mo'tor-e). Pertaining to or affecting vasomotion.

vasoneurosis (vas-o-nu-ro'sis). Angioneurosis.

vasoparesis (va-so-par'es-is) [L. *vas* vessel + Gr. *πάρεσις* relaxation]. Partial paralysis of vasomotor nerves.

vasopuncture (vas'o-punk-tūr). Puncture of the vas deferens.

vasosection (va-so-sek'shun) [L. *vas* vessel + *sec'tio* a cutting]. The severing of the vasa deferentia.

vasosensory (va-so-sen'sor-e). Supplying sensory filaments to the vessels.

vasospasm (vas'o-spazm). Spasm of the blood-vessels.

vasospastic (va-so-spas'tik) [L. *vas* vessel + *spastic*]. Same as *angiospastic*.

vasostimulant (va-so-stim'u-lant). Stimulating or arousing vasomotor action.

vasostomy (va-zos'to-me) [*vas* deferens + Gr. *στόμα* mouth]. The operation of forming an opening into the vas deferens.

vasothion (va-so'the-on). Vasogen containing 10 per cent. of sulphur: used in skin diseases.

vasothrombin (va-so-throm'bin) [L. *vas* vessel + *thrombin*]. A fibrin factor similar to leukothrombin, except that it is formed by the endothelial cells which unites with hepatothrombin to form thrombin.

vasotomy (va-sot'o-me) [L. *vas* vessel + Gr. *τομή* a cut]. Incision of the vas deferens.

vasotonic (va-so-ton'ik) [L. *vas* vessel + Gr. *τόνος* tone]. Concerned in regulating the tone or tension of the vessels.

vasotonin (va-so-to'nin). A combination of yohimbin and urethan, used for lowering the blood-pressure. Dose, 15 min. (1 c.c.) subcutaneously.

vasotribe (va'so-trīb). Same as *angiotribe*.

vasotripsy (va'so-trip-se) [L. *vas* vessel + *τρῖψις* crushing]. Same as *angiotripsy*.

vasotrophic (va-so-trof'ik) [L. *vas* vessel + Gr. *τροφή* nutrition]. Affecting nutrition through the alteration of the caliber of the blood-vessels.

vasovagal (va-so-va'gal). Vasomotor.

vasovesiculectomy (va''so-ves-ik-u-lek'to-me). Excision of the vas deferens and seminal vesicles.

vasovesiculitis (va''so-ves-ik-u-li'tis). Inflammation of the vasa deferentia and seminal vesicles.

vastus (vas'tus) [L. "great, vast"]. See *muscles, table of*. **v. latera'lis**. Same as *vastus externus* (in *muscles, table of*). **v. media'lis**. Same as *vastus internus*.

Vater's ampulla, corpuscles, papilla (fah'terz) [Abraham *Vater*, German anatomist, 1684–1751]. See *ampulla, corpuscle, papilla*.

Vateria indica (vat-e're-ah in'dik-ah) [named for A. *Vater*]. An East Indian tree which affords Indian copal, piny varnish, white dammar, or Indian anime: used as a varnish, candle-stuff, and medicine.

Vaughan and Novy's test [Victor C. *Vaughan* pathologist in Ann Arbor, Michigan, born 1851 Frederick G. *Novy*, bacteriologist in Ann Arbor Michigan, born 1864]. See under *tests*.

vault (vawlt). A dome-like or arch-like structure.

V. C. A symbol for the acuity of color vision.

V. D. Abbreviation for *venereal disease*.

V. D. G. Abbreviation for *venereal disease—gonorrhea*.

V. D. H. Abbreviation for *valvular disease of the heart*.

V. D. S. Abbreviation for *venereal disease—syphilis*.

veal (vēl). The flesh of the calf considered as food **bob v.**, veal of very young calves, *i. e.*, of calves under six weeks of age.

veal-skin. A skin eruption resembling veal in appearance.

vection (vek'shun) [L. *vec'tio* a carrying]. The carrying of disease germs from an infected person to a well person It is *circumferential, indirect,* or *mediate* when carried by an intermediate host *direct, immediate,* or *radial* when transferred directly from one person to another.

vectis (vek'tis) [L. from *ve'here* to carry]. A curved lever for making traction upon the fetal head in labor.

vector (vek'tor) [L. "one who carries," from *ve'here vectus* to carry]. A carrier, especially the animal host that carries protozoal disease germs from one human host to another. **bilogic v.**, a vector in which the disease germs undergo an essential phase of their life cycle. **mechanical v., passive v.** any vector other than a biologic vector.

vectorial (vek-to're-al). Pertaining to a vector.

Vedder's medium (ved'erz) [Col. E. B. *Vedder* U. S. Army Surgeon]. See under *medium*.

vegetable (vej'et-ab-l) [L. *vegetab'ilis* quickening] 1. Pertaining to or derived from plants. 2. Any plant or species of plant.

vegetal (vej'et-al). 1. Pertaining to plants or to a plant. 2. Common to animals and plants alike.

vegetality (vej-et-al'it-e). The aggregate of phenomena that are common to animals and plants.

vegetarian (vej-et-a're-an). One whose food is exclusively of vegetable origin.

vegetarianism (vej-et-a're-an-izm). The opinion and practice which restrict man's food to substances of vegetable origin.

vegetation (vej-et-a'shun) [L. *vegeta'tio*]. An plant-like fungoid neoplasm or growth; a luxurian fungus-like growth of pathologic tissue. **adenoi v.**, fungus-like growths of lymphoid tissue in th nasopharynx. **dendritic v.**, the shaggy ap pearance of a villous cancer; also the arachnoid tufts and villous neoplasms on the pleura and othe serous membranes.

vegetative (vej'et-a-tiv). Concerned with growt and with nutrition; also functionating involuntaril or unconsciously. **v. disorder**, a disorder of nu trition. **v. system**, the sympathetic nervous sy tem. See under *system*.

vegeto-alkali (veg''et-o-al'kal-i). An alkaloid.

vegeto-animal (vej''et-o-an'im-al). Common t plants and animals.

Vehic. Abbreviation for L. *vehic'ulum*, a vehicle.

vehicle (ve'hik-l) [L. *vehic'ulum*]. 1. An excipien 2. Any medium through which an impulse propagated.

veil (vāl) [L. *ve'lum*]. 1. Same as *velum*. 2. A ca or piece of the amniotic sac occasionally coverir the face of a new-born child. 3. A slight huskine in the voice of a singer. **Hottentot v.** S *velamen vulvæ*. **Jackson's v.** See *Jackson membrane*, under *membrane*.

VEINS

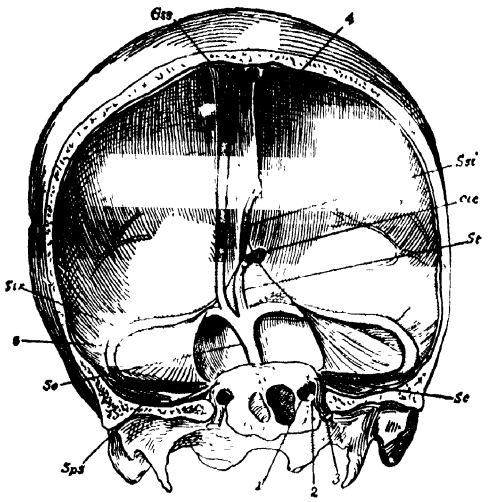

Frontal Section of Cerebrum showing Veins that form the Sinuses (after Henle).—1, internal carotid artery, 2, abducens nerve; 3, third branch of trigeminal nerve, 4, falx cerebri, 5, tentorium cerebelli; *Str*, transverse sinus, *Sss*, *Ssi*, superior and inferior sagittal sinuses; *St*, sinus tentorii; *Sc*, cavernous sinus, *Sps*, superior petrosal sinus, *So*, occipital sinus; *cie*, internal cerebral vein.

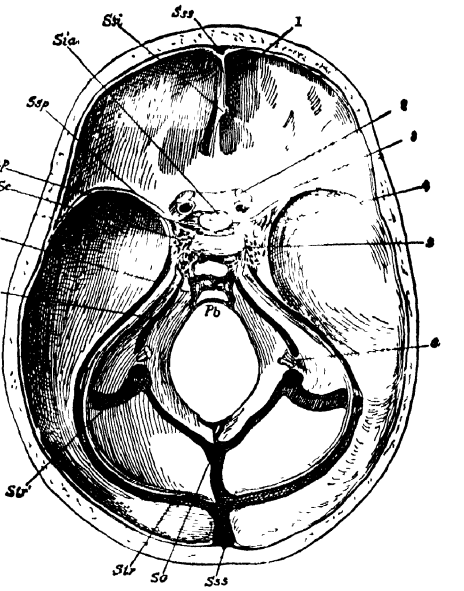

Venous Sinuses at Base of Skull (after Henle).—1, section of falx cerebri, 2, optic nerve, 3, internal carotid artery; 4, oculomotor nerve, 5, dorsum sellæ, 6, nerves protruding from the jugular foramen, *Ssi*, *Sss*, superior and inferior sagittal sinus, *Sia*, *Sip*, anterior and posterior intercavernous sinuses; *Ssp*, sphenoparietal sinus, *Sc*, cavernous sinus, *Sps*, *Spi*, superior and inferior petrosal sinuses, *Str*, *Str'*, transverse sinus, *So*, occipital sinus, *Pb*, basilar plexus.

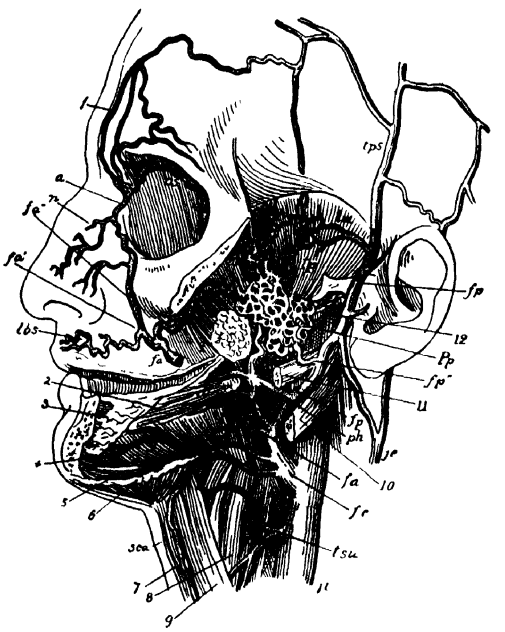

The Internal Jugular and Common Facial Veins and their Branches (after Henle).—The zygoma and the left side of the inferior maxilla, together with the masseter, have been removed. 1, pterygoid muscle, 2, styloglossus muscle, 3, sublingual gland, 4, hyoglossus muscle, 5, geniohyoid muscle; 6, mylohyoid muscle; 7, sternohyoid muscle, 8, thyrohyoid muscle, 9, omohyoid muscle; 10, stylohyoid muscle; 11, styloglossus muscle, 12, stylopharynge muscle, *ji*, *je*, internal and external jugular vein; *ph*, pharyngeal vein, *dl*, dorsal vein of tongue, *l*, lingual veins, *s*, sublingual vein; *tsu*, superior thyroid vein; *fc*, common facial vein, *fa*, anterior facial vein, *fa'*, superficial, and *fa''*, deep branches of same, *f*, frontal vein; *a*, angular vein, *os*, superior ophthalmic vein, *n*, nasal vein, *lbs*, superior labial vein, *fp*, posterior facial vein; *fp'*, *fp''*, superficial and deep branches of same, *tps*, *tpm*, *tpr*, superficial, middle, and deep temporal veins; *Pp*, pterygoid plexus. *oi*, inferior ophthalmic vein, *sca*, anterior jugular vein.

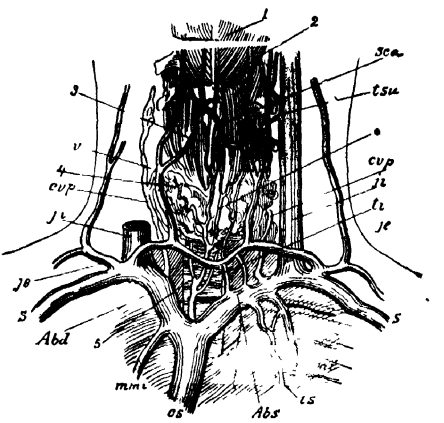

Innominate Vein and its Branches (after Henle).—1, mylohyoid muscle, 2, root of tongue, 3, larynx; 4, thyroid gland, 5, trachea, *cs*, superior vena cava, *Abd*, *Abs*, right and left innominate veins, 3, subclavian vein; *ji*, *je*, internal and external jugular veins; *tsi*, *ts*, superior and inferior thyroid vein, *cvp*, deep cervical vein; *v*, vertebral vein; *mms*, internal mammary, *is*, superior intercostal vein; *sca*, anterior jugular vein, * thyroid plexus.

vein (vān) [L. *ve'na*]. A vessel which conveys the blood to or toward the heart. All veins except the pulmonary carry dark, venous blood. Veins, like arteries, have three coats, an *inner*, *middle*, and *outer*, but the coats are not so thick, and they collapse when the vessel is cut. Many veins, especially the superficial, have *valves* formed of reduplications of their lining membrane. The larger arteries have deep veins, generally included in the same sheath, while such vessels as the brachial and radial have two veins each, the *venæ comites*. The superficial veins, which are usually unaccompanied by arteries, run between the layers of the superficial fascia and terminate in the deep veins. Venous channels within the skull, formed by separation of layers of dura mater, are called sinuses. Veins belong to either the (1) pulmonary system; (2) systemic system; or (3) **portal** system, the latter being a part of the systemic system.

A TABLE OF THE VEINS

afferent v's. The vessels which convey the venous blood of the kidney; the emulgent veins.

anastomotic v., great. A vein arising on the parietal lobe of the cerebrum, running along the horizontal limb of the fissure of Sylvius, and opening into the cavernous sinus. Called also *Trolard's v.*

anastomotic v., posterior. A vein that establishes communication between the cavernous and lateral sinuses. Called also *Labbé's v.*

angular v. One formed by the frontal and supraorbital veins; at the side of the root of the nose it takes the name of *facial vein*.

arciform v's. Veins of the kidney gathering the blood from the capillaries surrounding the tubules and joining in a series of arches over the bases of the renal pyramids.

auditory v's. Vessels which accompany the arteries of the vestibule and receive those of the cochlea at the base of the modiolus, terminating in the superior petrosal sinus.

auricular v., posterior. Begins in a plexus on the side of the head, descends behind the external ear, and joins the temporomaxillary vein to form the external jugular.

axillary v. Formed by the venæ comites of the brachial artery and the basilic vein; it receives the cephalic vein and is continued by the subclavian.

azygos v., left lower (*ve'na az'ygos mi'nor*). Arises from the left ascending lumbar or left renal vein; receives various intercostal, esophageal, and mediastinal veins, and joins the right azygos.

azygos v., left upper. Receives several intercostal veins and goes to the left lower or right azygos.

azygos v., right (*ve'na az'ygos ma'jor*). Commences usually from the right ascending lumbar vein; receives the left azygos, several esophageal, mediastinal, and pericardial veins, the right bronchial, etc., and goes to the precava.

basilar v. Crosses over the crus cerebri and joins with Galen's veins.

basilic v. Formed by the union of the median basilic and common ulnar: passes to the axillary vein.

basilic v., median. A vein of the forearm formed by division of the median vein: joins the common ulnar to form the basilic vein.

basivertebral v's (*ve'næ ba'sis vertebra'rum*). Lie in large channels in the vertebral bodies, emerge from the bodies on their dorsal surfaces, and join a transverse trunk connecting the anterior longitudinal spinal veins.

brachial v's. One on either side of the brachial artery: they join the basilic to form the axillary vein.

brachiocephalic v's. The innominate veins.

Breschet's v's. The veins of the diploë.

bronchial v's, left and **right.** Return the blood of the systemic circulation from the substance of the lungs: they usually join the azygos major and minor.

buccal v. Arises in the buccinator muscle and goes to the pterygoid plexus.

Burow's v. A vein formed by the two inferior epigastric veins and a branch from the bladder: it joins the portal vein.

cardiac v., anterior or **great.** Rises near the heart's apex and passes to the great coronary sinus.

cardiac v's, left. Three or four small vessels arising on the posterior surface of the left ventricle and opening into the great coronary sinus.

cardiac v's, right. Three or four small vessels which collect the blood from the anterior surface of the right ventricle and pour it into the great coronary sinus.

cardinal v's. The four main veins of the earliest embryonic life: they convey the blood to the heart. Some give this name to the two ascending veins only.

cephalic v. A vein of the forearm and arm formed by the union of the radial and median cephalic: it terminates in the axillary vein.

cephalic v., median. A vein of the forearm formed by the division of the median vein: it joins the radial to form the cephalic vein.

cerebellar v's. Veins on the surface of the cerebellum, and are in three sets the *superior*, going to the straight sinus and venæ galeni; the *inferior*, to the lateral sinuses, and the *lateral anterior*, to the superior petrosal sinus.

cerebral v's, deep. The venæ galeni, or ventricular veins, one in either hemisphere, formed by the union of the choroid and striatal veins. they unite and go to the straight sinus.

cerebral v's, inferior. Veins of the lower part of the outer and the under surface of the cerebral hemispheres, which pass to the cavernous, superior petrosal, and lateral sinuses.

cerebral v's, median. Arise on the mesial surface of either hemisphere.

cerebral v., middle. A large vein arising on the under surface of the temporosphenoid lobe, running along the fissure of Sylvius, and going to the cavernous sinus.

cerebral v's, superficial. Eight to twelve pairs are joined by the median cerebral veins and open into the superior longitudinal sinus.

cervical v., ascending. The companion of the ascending cervical artery.

cervical v., deep. Passes with the deep cervical artery between the semispinalis colli and complexus muscles to the vertebral vein.

choroid v. Runs along the outer border of the choroid plexus and joins the striatal vein.

ciliary v's. 1. Veins on the outer surface of the choroid; the venæ vorticosæ. 2. A set of veins that accompany the ciliary arteries.

circular v. A large vein which runs around the placenta, near its edge.

circumflex iliac v's. Veins (*deep* and *superficial*) that accompany the deep and superficial circumflex iliac arteries.

conarial v. Arises in a plexus of venules over the conarium and flows to the subcerebral vein.

coronary v. A vein of the stomach, begins near the pylorus, passes along the lesser curvature of the stomach to the esophageal opening, enters

the folds of the lesser omentum, and ends in the portal vein.

corpora striata, v's of the, striatal v's. Veins (one on each side) formed by small vessels from the corpus striatum and optic thalamus, overlaid by the bony band of Tarinus, and each terminating in the vein of Galen of its own side.

cuvierian v's. Same as *cardinal v's*.

cystic v. A branch of the portal vein coming from the gall-bladder.

dental v., inferior. A branch of the pterygoid plexus from regions supplied by the inferior dental arteries.

diploëtic v's. Four veins of the diploë: the frontal, anterior, and posterior temporal, and occipital.

dorsal v. (of the penis). A large vein of the groove of the dorsum of the penis; its two main branches unite, pass through the triangular ligament as one vein, then fork, and enter the prostatic plexus.

dorsales nasi v's. Small veins of the dorsum of the nose flowing to the nasal arch.

dorsispinal v's. A great network of veins from the integument and muscles of the back, surrounding the processes and laminæ of all the vertebræ: they flow to the vessels of the veins of the spinal canal, and the vertebral, intercostal, lumbar, and sacral veins.

emissary v. Any one of the small veins which connect the intracranial sinuses with the veins outside the skull, passing through the various foramina.

emulgent v's. The afferent veins of the kidneys. See *afferent v's*.

epigastric v's, deep. Two veins which accompany the deep epigastric artery. they unite into a single trunk before their termination in the external iliac vein.

epigastric v., superficial. A vein which joins the long saphena at the saphenous opening.

extraspinal v's. The dorsispinal veins.

facial v. Arises from a plexus of temporal branches on the anterior part of the skull; descends as the frontal along the middle of the forehead, at the root of the nose the nasal arch joins it to its fellow; it then runs down by the root of the nose as the angular, passes beneath the zygomatic muscles, and becomes the facial; descends along the anterior border of the masseter, crosses the body of the lower jaw to the submaxillary gland, and terminates in the internal jugular vein. Branches Inferior palpebral, labial, buccal, masseteric, ranine, inferior palatine, and submaxillary veins.

femoral v., common. Accompanies the femoral artery, and at Poupart's ligament takes the name of external iliac vein.

femoral v., deep. Accompanies the femoral artery, and joins the superficial femoral to form the common femoral vein.

femoral v., superficial. The largest branch of the common femoral.

frontal v's. A pair of veins which arise in a plexus on the anterior part of the scalp: each vein runs down the middle line of the forehead, and being joined by the supra-orbital at the root of the nose, forms the angular vein.

Galen's v's. 1. The deep cerebral or ventricular veins. 2. The anterior cardiac vein.

gastric v's. The veins of the stomach: of these the *coronary* is the largest, and the *pyloric* next in size.

gastro-epiploic v's. Two veins of the stomach and epiploön flowing to the superior mesenteric: the right gastro-epiploic sometimes opens into the splenic vein.

gluteal v. Passes through the sacrosciatic foramen in company with the gluteal artery.

hemiazygos v's. Small vessels accessory to the azygos veins.

hemorrhoidal v's. A plexus of veins around the lower rectum, in three sets: the *superior* join the inferior mesenteric, and the *middle* and *inferior* the internal iliac vein.

hepatic v's. Three large veins of the liver tributary to the postcava.

iliac v., common. Formed by the confluence of the external and internal iliac veins. The right and left common iliacs unite to form the postcava.

iliac v's, deep circumflex. Two veins which accompany the deep epigastric artery: they usually unite into a single trunk and flow into the external iliac vein.

iliac v., external. A branch of the common iliac, itself the upward extension of the common femoral vein.

iliolumbar v. A vein which accompanies the iliolumbar artery, anastomoses with the lumbar and deep circumflex iliac veins, and empties into the hypogastric vein.

innominate v's. Two large veins formed by the union of the internal jugular and subclavian at each side of the root of the neck. The *right innominate vein* is 1¼ inches long, lies external to the innominate artery, and unites with the left innominate to form the superior cava. Branches: Right vertebral vein, right internal mammary vein, right inferior thyroid. Receives also the ductus lymphaticus dexter. The *left innominate* runs horizontally across the roots of the three great aortic branches, and unites with the right innominate at the right side of the mediastinum. Branches: Left vertebral vein, left inferior thyroid vein, left internal mammary vein, and superior intercostal vein. Receives also the thoracic duct.

intercostal superior v. Formed by the union of five or six left upper intercostal veins. It communicates below with the azygos minor, and terminates above in the left innominate vein.

interosseous v's. Veins of the hands and feet corresponding to the interosseous arteries.

intralobular v. A vessel in the center of each lobule of the liver, opening into the sublobular vein.

intraspinal v's. The veins within the spinal canal, including the meningorachidian and medullispinal veins.

jugular v., anterior. Arises by several branches from the submaxillary region and opens into the external vein.

jugular v., external. Formed by the posterior division of the temporomaxillary and the posterior auricular veins.

jugular v., internal. Arises from the lateral and inferior petrosal sinuses, and with the subclavian forms the innominate vein: it receives several large veins of the head.

jugular v., posterior external. Commences in the occipital region, runs down the back of the neck, and opens into the external jugular.

Kohlrausch's v's. Superficial veins of the penis passing from its under surface to the dorsal vein.

Labbe's v. The posterior anastomosing vein of the cerebral cortex.

Marshall's oblique v. The relic of the left duct of Cuvier, remaining as a vein of the heart substance, and joining the coronary sinus.

masseteric v's. Veins accompanying the masseteric artery and emptying into the pterygoid plexus.

mastoid v. A vein of junction between the lateral sinus and the occipital vein. It passes through the mastoid foramen.

maxillary v., internal. Arises from the pterygoid plexus, passes back behind the neck of the lower jaw, and joins the temporal vein, the common trunk being the temporomaxillary vein.

median v. Passes between the anterior ulnar and radial veins. At the bend of the elbow it receives

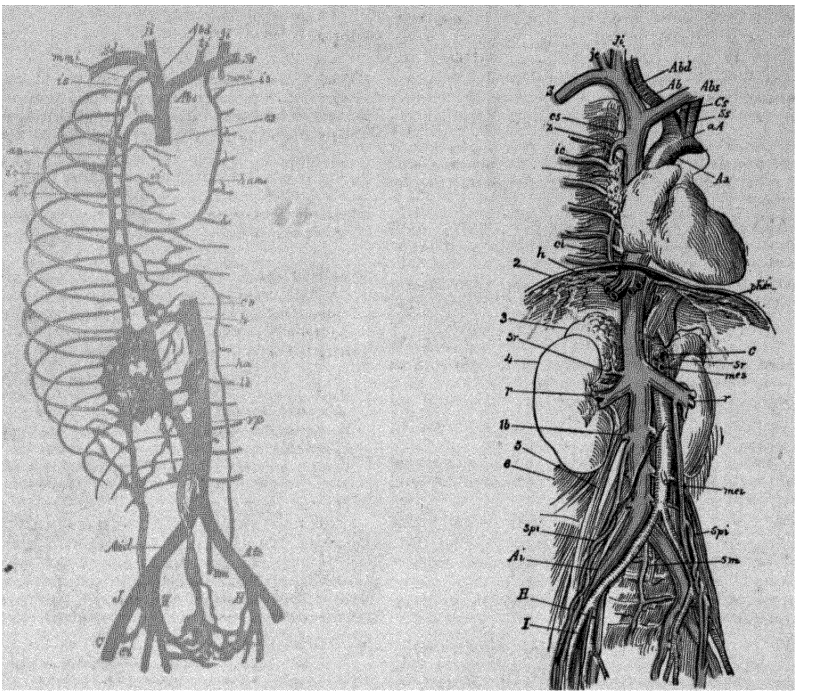

Scheme of the Veins of the Body (after Henle).—The veins in the anterior portion of the body are given in outline, those of the intestine are shaded. *cs*, vena cava superior, *ci*, vena cava inferior, *Abd*, *Abs*, right and left innominate veins, *Sd*, *Ss*, right and left subclavian, *Js*, internal jugular vein, *ti*, inferior thyroid vein; *mms*, internal mammary vein, *ss*, superior intercostal vein, *az*, azygos vein, *haa*, small azygos vein; *haa*, left upper azygos vein; *ic*, intercostal vein, *a'*, dorsal branch of same, *ia'*, anterior intercostal branch of the internal mammary vein, *h*, hepatic vein, *lb*, lumbar vein; *vp*, portal vein; *Aid*, *Ais*, right and left common iliac veins, *sm*, middle sacral vein, *Y*, iliac vein; *H*, hypogastric vein, *C*, femoral vein, *es*, inferior epigastric vein.

Veins and Arteries of the Thoracic and Abdominal Cavities (after Henle).—1, root of right lung; 2, section of diaphragm; 3, suprarenal body, 4, kidney, 5, psoas magnus muscle, 6, quadratus lumborum muscle, *Aa*, descending aorta, *aA*, arch of aorta, *Ab*, innominate artery, *cs*, left carotid artery, *Ss*, left subclavian artery, *c*, celiac artery; *mes*, *mei*, superior and inferior mesenteric arteries, *cs*, *ci*, superior and inferior venæ cavæ, *Abd*, *Abs*, right and left innominate veins, *S*, subclavian vein, *Je*, *Js*, external and internal jugular, *az*, azygos vein, *ic*, intercostal vein, *h*, hepatic veins, *phr*, phrenic vein and artery, *sr*, suprarenal vein, *r*, renal artery and vein, *lb*, lumbar vein, *spi*, internal spermatic artery and vein, *sm*, middle sacral artery and vein, *as*, common iliac artery and vein, *H*, hypogastric artery and vein, *I*, iliac artery and vein.

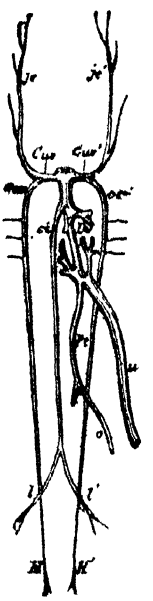

Veins of the Fetus (about four weeks old).—*Je*, *Je*, right and left primitive jugular veins; *Cuv*, *Cuv'*, right and left duct of Cuvier, *Car*, *car*, right and left cardinal veins in which the intercostals of either side empty; *ci*, vena cava inferior; *Dv*, ductus venosus, *Pt*, portal vein; *u*, umbilical vein; *o*, omphalomesenteric vein, *I*, *I'*, right and left iliac; *H*, *H'*, right and left hypogastric.

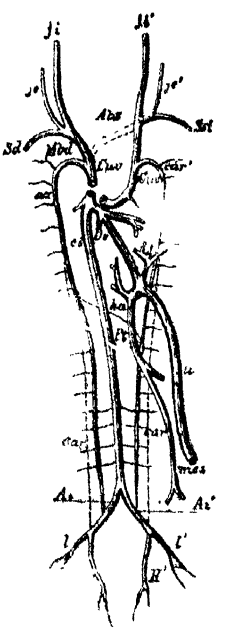

Veins of the Fetus (after establishment of placental circulation).—*Je*, *Je'*, right and left primitive jugular veins, *Sd*, *Ss*, right and left subclavian veins, *Js*, *Js'*, right and left internal jugular veins; *Abd*, lower end of right external jugular vein *Abs*, transverse jugular vein, *Cuv*, *Cuv'*, right and left duct of Cuvier, *az*, azygos vein; *ha*, small azygos vein; *car*, left cardinal vein, *ci*, inferior vena cava; *Dv*, ductus venosus, *Pt* portal vein, *u*, umbilical vein, *mes*, superior mesenteric vein; *As*, *As'*, right and left common iliac, *I*, *I'*, right and left iliac, *H*, *H'*, right and left hypogastric.

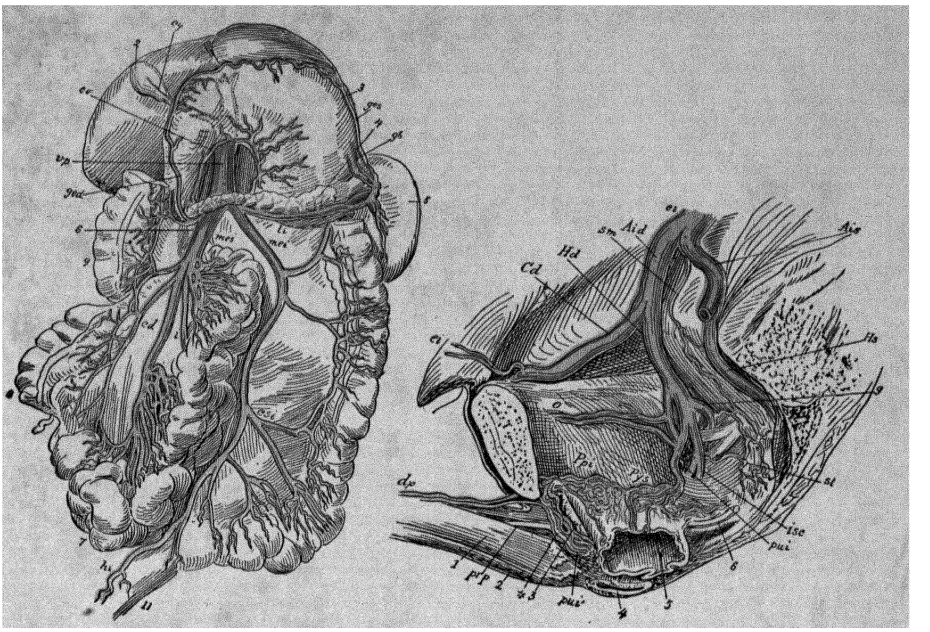

The Portal Vein and its Branches (after Henle) —The liver and stomach are turned up, the transverse colon has been removed. 1, liver; 2, gall-bladder, 3, stomach, 4, pancreas, 5, spleen, 6, duodenum, 7, small intestine, 8, cecum, 9, ascending colon, 10, descending colon, 11, rectum; *vp*, portal vein, *mes*, *mei*, superior and inferior mesenteric veins, *li*, splenic vein; *gb*, gastric veins, *ged*, *ges*, right and left gastro-epiploic veins, *i*, intestinal branches, *cd*, colica dextra, *csi*, colica sinistra, *hi*, internal hemorrhoidal; *cv*, coronary vein of stomach, *cy*, cystic vein.

Veins of the Pelvis (after Henle) —1, left corpus cavernosum of the penis; 2, urethra; 3, section of internal obturator muscle, 4, buttock; 5, bladder, 6, vas deferens, *ci*, inferior vena cava; *Aid*. *Ais*, right and left common iliac veins; *Hd*, *Hs*, right and left hypogastric veins, *Cd*, right crural vein; *sm*, middle sacral vein, *g*, gluteal vein, *sl*, lateral sacral vein, *isc*, sciatic vein, *pui*, right internal pudic vein, *pui'*, left internal pudic vein, *dp*, dorsal vein of penis, *prp*, branch to deep structures of penis, *Ppi*, pubic plexus, *pys*, vesical plexus; *o*, obturator veins, *ei*, inferior epigastric veins.

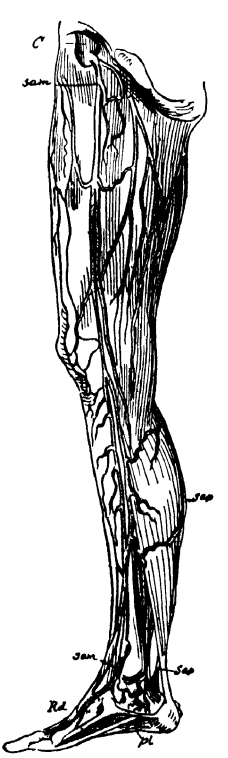

Superficial Veins of Lower Limb (after Henle).—*C*, femoral vein, *Sam*, *Sap*, internal and external saphenous veins; *Rd*, dorsal rete of foot; *pl*, plantar vein.

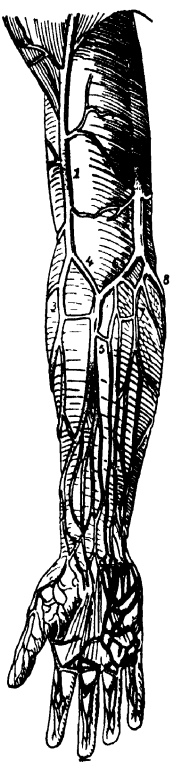

Superficial Veins of Upper Limb (after Quain).—1, cephalic vein; 2, basilic vein; 3, radial vein, 4, median cephalic vein; 5, median vein, 6, median basilic vein; 7, anterior ulnar vein, 8, posterior ulnar vein.

a branch from the deep veins. Divides into two branches, viz., the *median cephalic*, which passes obliquely outward to join the cephalic vein; the *median basilic*, which passes obliquely inward to join the basilic vein.

medullispinal v's. The veins of the spinal cord proper, mostly lying in a plexus between the pia and arachnoid.

meningorachidian v's. Pass between the vertebral theca and the vertebræ. In front they form two trunks—longitudinal spinal sinuses—which run the whole length of the column on each side of the posterior common ligament. A transverse trunk on the body of each vertebra passes beneath the ligament and joins these two trunks, and also receives the basivertebral veins. The meningorachidian veins pass anteriorly through the anterior condyloid foramina, and so communicate with the internal jugulars. In the neck they empty into the vertebral veins; in the chest, into the intercostal; and in the loins and pelvis, into the lumbar and sacral veins.

mesenteric v., inferior. Receives the inferior hemorrhoidal veins and the blood from the sigmoid flexure and descending colon, and terminates in the splenic vein.

mesenteric v., superior. Formed by branches collecting the blood from the capillaries of the superior mesenteric artery. These branches form a large trunk, which unites with the splenic vein in the formation of the portal vein.

oblique v. See *Marshall's oblique v.*

omphalomesenteric v's. Two important fetal veins of the portal circulation.

ophthalmic v. A large vein which connects the angular vein at the inner angle of the orbit with the cavernous sinus.

ovarian v's. These correspond to the spermatic veins of the male. The right ovarian empties into the vena cava, and the left ovarian into the left renal vein.

parietal v. A branch of the superior longitudinal sinus from the pericranium and scalp.

petrosal v. The sinus petrosus.

popliteal v. Formed by the anterior and posterior tibial veins, ascends through the popliteal space, and, after piercing the adductor magnus, becomes the femoral vein.

portal v. Takes the blood of the superior mesenteric, splenic, gastric, and cystic veins to the liver and distributes it to that organ, from which it is taken by the hepatic veins to the postcava.

pulmonary v's. Four veins which return the arterialized blood from the lungs to the left auricle of the heart.

radial v. Extends from the dorsum of the wrist, and at the bend of the elbow unites with the median cephalic to form the cephalic vein.

renal v. Extends from the hilum of the kidney to the postcava.

Retzius's v's. Veins from the walls of the intestine to the branches of the vena cava.

Rosenthal's v's. The basilar veins.

Ruysch's v's. Same as *Retzius's v's.*

salvatella v. A vein from the little finger.

Santorini's v's. Veins from the scalp to the cerebral sinuses.

saphenous v., external or **short.** Extends from the dorsum of the foot to the popliteal vein, between the heads of the gastrocnemius.

saphenous v., internal or **long.** Begins at the inner side of the dorsum of the foot and passes upon the inner side of the leg and thigh to the femoral vein, 1½ inches below Poupart's ligament.

Sappey's v's. Accessory portal veins.

spermatic v. Passes from the back of the testis through the pampiniform plexus, the right going to the postcava, and the left to the left renal vein.

splenic v. A large vessel passing from the spleen and adjacent parts to the portal vein.

Stenson's v's. Venæ vorticosæ.

subclavian v. A continuation of the axillary, extends from the lower border of the first rib to the inner ends of the sternoclavicular articulation, and unites with the internal jugular to form the innominate vein. It receives the anterior and external jugulars.

sublobular v's. Small veins of the liver around which the bases of the lobules are clustered.

sylvian v. A vein which runs along the fissure of Sylvius and crosses the hemisphere.

temporal v. Arises by a minute plexus on the side and vertex of the scalp, and with the internal maxillary forms the temporomaxillary.

temporal v., middle. A large tributary of the temporal vein coming from the temporal muscle.

temporomaxillary v. Formed by the union of the temporal and internal maxillary, and becomes the external jugular at the lower border of the parotid gland, after passing through it. Branches: Anterior auricular, mesenteric, transverse facial, parotid, and posterior auricular.

Thebesius, v's of. Numerous small venules which carry blood from the heart substance into the right auricle.

thyroid v's, inferior. Two in number, one on each side, receive blood from the thyroid gland. The right vein terminates in the right innominate; the left vein, in the left innominate.

thyroid v., superior. A branch of the internal jugular.

Trolard's v. The great anastomotic vein. See *anastomotic v.*

ulnar v. The principal vein of the anterior and ulnar aspects of the forearm. It is formed by the anterior and posterior ulnar veins, and with the median basilic forms the basilic vein.

ulnar v., anterior. Rises on the palmar surface of the hand and wrist, and passes to the ulnar vein.

ulnar v., posterior. Passes from the dorsal surface of the wrist, and near the elbow unites with its anterior fellow to form the ulnar vein.

umbilical v. A vessel which conveys the blood from the placenta to the fetus, going to the postcava. After birth it becomes the round ligament of the liver.

vertebral v. Lies in the canal formed by the foramina of the transverse processes of the cervical vertebræ. It terminates in the innominate vein on each side. Branches Posterior condyloid, muscular, cervical meningorachidian, superficial cervical, deep cervical.

vesalian v. A vessel which connects the pterygoid plexus with the cavernous sinus.

Vieussens's v's. The small superficial coronary veins of the heart.

vitelline v's. Fetal veins going from the yolk-sac to the sinus venosus.

vortex v's. Four venous trunks with tributary whorls in the superficial layer of the choroid of the eye.

Zuckerkandl's v. A small vessel by which the ethmoid veins and those of the nose communicate with the veins of the cerebrum.

velamen (ve-la'men) [L. "veil"]. Any membrane, velum, meninx, or tegument. **v. vul'væ**, the Hottentot veil or pudendal apron.

velamentous (vel-am-en'tus) [L. *vela'men* veil]. Membranous and pendent, like a veil.

velamentum (ve-lam-en'tum), pl. *velamen'ta* [L.]. Any covering, velum, or envelope.

velar (ve'lar) [L. *vela'ris*]. Pertaining to a velum, especially to the velum of the palate.

Veldt sore (velt). See under *sore*.

veliform (vel'if-orm). Velamentous.

Vella's fistula (ve'lahz) [Luigi *Vella*, Italian physiologist, 1825–1886]. See under *fistula*.

vellication (vel-ik-a'shun) [L. *vellica'tio*]. A twitching of the muscles.

vellolin (vel'o-lin). A proprietary purified wool-fat.

vellosin (vel-o'sin). A poisonous agent occurring in yellow crystals, $C_{21}H_{28}N_2O_4$, from the bark of *Geissosper'mum vello'sii*, or pereira its physiologic action is said to be not unlike that of brucin.

vel'lus oli'væ inferio'ris. A narrow band of tangential fibers surrounding the inferior olive.

velopural (ve-lop'u-ral). An ointment base composed of soap and olive oil.

velosynthesis (vel-o-sin'thes-is) [L. *vel'um* veil + Gr. *σύνθεσις*, a putting together]. Same as *staphylorrhaphy*.

Velpeau's bandage, deformity, hernia, mixture (vel-pō') [Alfred Armand Louis Marie *Velpeau*, surgeon in Paris, 1795–1867]. See *bandage, deformity*, etc.

velum (ve'lum) [L. "veil"]. Any veil or veil-like organ. **anterior v.**, **superior v.**, the valve of Vieussens. **artificial v.**, an appliance, generally composed of vulcanite, used in the mechanic treatment of fissure of the soft palate. **Baker's v.**, an obturator used in cleft-palate. **inferior** or **posterior medullary v.**, the commissure of the flocculi of the cerebellar hemisphere, forming part of the floor of the fourth ventricle. **v. interpos'itum**, the membranous roof of the third ventricle. **v. medulla're ante'rius** [B N A]. See *Vieussens' valve*. **v. medulla're posti'cum**, a thin white lamina in front of the nodule of the vermis of the cerebellum, and forming a part of the roof of the fourth ventricle, the valve of Tarinus. **v. pala'ti**, the soft palate. **v. pen'dulum pala'ti**, the pendulous and posterior portion of the soft palate; the uvula or pendulum of the palate. **v. of Tari'nus**, the inferior or posterior medullary velum. **v. transver'sum**, a transverse fold of the tela chorioidea marking the boundary between the diencephalon and the telencephalon in the embryonic brain.

velvene (vel'vēn). A proprietary cosmetic and skin remedy.

velvril (vel'vril). A preparation of nitrocellulose with nitrated oil. It forms, when hardened, an elastic film, and is used for covering operation wounds. It is soluble only in acetone.

vena (ve'nah), pl. *ve'næ* [L.]. A vein. See *vein*. **venæ advehen'tes**, fetal veins conveying arterial blood from the umbilical and omphalomesenteric veins to the liver. **v. anon'yma** [B N A], innominate vein. **v. az'ygos** [B N A], **v. az'ygos ma'jor**, **v. az'ygos dex'tra**, the principal vein which connects the precava with the postcava. **v. az'ygos mi'nor**, **v. hemiaz'ygos**, the principal vein on the left side going from the postcava to the precava **v. basil'ica** [B N A], the basilic vein. **venæ basivertebra'les** [B N A], the veins from the body of a vertebra. **venæ ca'væ**, the two great venous trunks of the body: the precava, or vena cava descendens, and the postcava, or vena cava ascendens. **v. cephal'ica** [B N A]. See *cephalic vein*, under *vein*. **venæ com'ites**, the veins which accompany an artery. **venæ cor'dis min'imæ** [B N A]. See *venæ thebesii*. **venæ gale'ni**, two veins of the cerebrum which discharge themselves into the straight sinus. **v. gale'ni cor'dis**, a vein in the right side of the septal wall of the heart. Its opening in the auricle is one of the foramina thebesii. **v. por'ta**, portal vein. See *vein*. **venæ revehen'tes**, fetal veins which return the blood from the liver to the umbilical vein. **venæ stella'tæ** [B N A], stars of Verheyen; a star-shaped plexus of veins beneath the capsule of the kidney whence the interlobular veins arise. Called the *stellate veins*. **venæ thebe'sii**, the foramina of Thebesius: small veins conveying blood from the heart substance into the right auricle. Called also *venæ cordis minimæ*. **venæ vortico'sæ** [B N A], the venous network of the choroid.

venation (ve-na'shun) [L. *ve'na* vein]. The manner of distribution of the veins of a part.

venenation (ven-e-na'shun) [L. *vene'num* poison]. Poisoning; a condition of being poisoned.

venene (ve'nēn). The poisonous element of snake venom.

veneniferous (ven-e-nif'er-us) [L. *vene'num* poison + *fer're* to bear]. Carrying poison.

venenific (ven-e-nif'ik) [L. *vene'num* poison + *fa'cere* to make]. Forming poison.

Venenosa (ven-e-no'sah), pl. [L. *veneno'sus* poisonous]. Venomous snakes collectively; Thanatophidia.

venenosalivary (ven"en-o-sal'iv-a-re). Same as *venomosalivary*.

venenous (ven'e-nus) [L. *veneno'sus*]. Poisonous or toxic.

venepuncture (ven'e-punk-tūr). See *venipuncture*.

venereal (ve-ne're-al) [L. *vene'reus*]. Due to or propagated by sexual intercourse, as, *venereal* disease. **v. wart.** See *verruca acuminata*.

venereologist (ve-ne-re-ol'o-jist). A practitioner who specializes in venereal disease.

venereophobia (ve-ne"re-o-fo"be-ah) [*venereal* + Gr. *φόβος* fear]. Morbid dread of venereal infection.

venerology (ven-er-ol'o-je) [*venereal* + Gr. λόγος treatise]. The study or science of venereal diseases.

venery (ven'er-e) [L. *vene'reus* pertaining to Venus]. Coitus; sexual intercourse.

venesection (ven-e-sek'shun) [L. *ve'na* vein + *sec'tio* cutting]. The opening of a vein for the purpose of letting blood; phlebotomy.

venesuture (ven-e-su'tūr). Suture of a vein.

venin, venine (ven'in). Same as *venene*.

veniplex (ven'e-pleks) [L. *ve'na* vein + *plex'us* plexus]. A venous plexus.

venipuncture (ven'e-punk-tūr) [L. *ve'na* vein + *puncture*] The surgical or therapeutic puncture of a vein.

venisuture (ven'e-su-tcher) [L. *ve'na* vein + *sutu'ra* stitch]. The suturation of a vein.

veno-auricular (ve"no-aw-rik'u-lar). Pertaining to the vena cava and the auricle, as, *veno-auricular* junction.

venoclysis (ve-nok'lis-is) [L. *ve'na* vein + Gr. *κλύσις* injection]. The injection of medicinal or nutrient fluid in a vein.

venodine (ven'o-din). An iodin preparation for intravenous use.

venogen (ven'o-jen). A substance that is changed into venene.

venom (ven'um) [L. *vene'num* poison]. A poison; especially one normally secreted by a serpent, insect, or other animal. **v.-globulin.** See under *globulin*. **v.-peptone.** See under *peptone*. **snake v.**, the venom of snakes contains hemotoxins, hemagglutinins, neurotoxins, leukotoxins, and endotheliotoxins.

venomization (ven"um-iz-a'shun). Treatment of a substance with snake venom.

venomosalivary (ven"o-mo-sal'iv-a-re). Secreting a poisonous saliva.

venomotor (ve-no-mo'tor). Causing constriction or dilatation of the veins.

venoperitoneostomy (ve"no-per"it-o-ne-os'to-me) [L. *ve'na* vein + *peritoneum* + Gr. *νεός* new + *στόμα* opening]. Anastomosis of the saphenous vein with the peritoneum for permanent drainage of the abdomen in ascites. Called also *Ruotte's operation*.

venopressor (ve'no-pres-or). Pertaining to venous blood-pressure.

venosclerosis (ve"no-skle-ro'sis). Sclerosis of the veins; especially those of the rectum: usually syphilitic; phlebosclerosis.

venose (ve'nōs). Provided with veins.

venosinal (ve-no-si'nal). Pertaining to the vena cava and the auricular sinus of the heart, as, *venosinal* bands.

venosity (ve-nos'it-e). 1. Excess of venous blood in a part. 2. A plentiful supply of blood-vessels or of venous blood.

venous (ve'nus) [L. *veno'sus*]. Of or pertaining to the veins.

venovenostomy (ve"no-ve-nos'to-me) [L. *ve'na* vein + *στόμα* mouth]. Anastomosis of a vein into a vein.

venstoria (ven-sto're-ah). A proprietary food-preparation.

vent (vent) [OFr. *fente* slit]. 1. Any opening or outlet; especially the anus. 2. An opening that discharges pus. 3. Free discharge.

venter (ven'ter), pl. *ven'tres* [L. "belly"]. 1. The stomach or belly; also the uterus. 2. Any belly-shaped part; a hollowed part. **v. ante'rior**, the anterior belly of a muscle or part. **v. il'ii**, the inner concave surface of the ilium. **v. i'mus**, the abdomen. **v. me'dius**, the thoracic cavity. **v. poste'rior**, the posterior belly of a muscle or part. **v. propen'dens**. 1. Pendulous abdomen. 2. Anteroversion of the uterus **v. scap'ulæ**, the subscapular fossa. **v. supre'mus**, the cranial cavity.

ventilation (ven-til-a'shun) [L. *ventila'tio*]. The process or act of supplying a house or room continuously with fresh air. **downward v.**, that in which the outlets have places lower than those of the inlets. **exhausting v.**, ventilation by means of the exhausting fan or by some other process which withdraws the foul air. **natural v.**, ventilation effected without any special appliance to render it certain. **plenum v.**, the supply of fresh air to a building by fan-blowers. **upward v.**, that which introduces air below the place of its withdrawal. **vacuum v.**, that which is effected by the forced extraction of air.

ventouse (vaw-tooz') [Fr.]. A cupping-glass.

ventrad (ven'trad) [L. *ven'ter* belly + *ad* to]. Toward a belly, venter, or ventral aspect.

ventral (ven'tral) [L *ventra'lis*]. Pertaining to the belly or to a venter; abdominal. **v. aspect**, the aspect directed toward the belly.

ventralward (ven'tral-ward). Same as *ventrad*.

ventricle (ven'trik-l) [L. *ventric'ulus*]. Any small cavity; especially either one of the two lower (right and left) cavities of the heart; any one of the various cavities of the brain. **v. of Arantius**, the lower end of the fourth ventricle. **v's of the brain**, the cavities within the brain, including the two *lateral*, the *third*, the *fourth*, and the *fifth* ventricles. **calossal v.**, the space between either labium cerebri. **v. of the cord**, the central canal of the spinal cord. **Duncan's v.**, the fifth ventricle. **fifth v.**, the narrow space between the layers of the septum lucidum. **fourth v.**, a space which represents the primitive cavity of the hind-brain: it has the pons and oblongata in front, while the cerebellum lies dorsad. **Galen's v.**, the sacculus laryngis. **v's of the heart**, one of the pair of cavities constituting the lower portion of the heart. That on the left side (**left v.**) propels the blood through the arteries; that on the right side (**right v.**) forces the blood through the pulmonary artery into the lungs. See *heart*. **Krause's v.** See *terminal v.* **v. of the larynx**, the space between the true and the false vocal cords. **lateral v.**, the space in each hemisphere representing the cavity of the original central vesicle. **Morgagni's v.**, the sacculus laryngis. **v. of the myelon**, the central cavity of the spinal cord. **optic v.**, the cavity of an optic lobe of the brain. **pineal v.**, the cavity beneath or within the pineal body. Called also *recessus pinealis*. **sixth v.** See *Verga's v.* **Sylvius's v.**, the fifth ventricle. **terminal v.**, a sac-like expansion of the central canal of the spinal cord within the conus terminalis. **third v.**, the space between the optic thalami which represents the cavity of the embryonic forebrain. **Verga's v.**, an occasional space between the callosum and the fornix. Called also *sixth v.* **Vieussens's v.**, the fifth ventricle.

ventricolumna (ven"tre-ko-lum'nah). Ventricornu.

ventricornu (ven-tre-kor'nu) [L. *ven'ter* belly + *cor'nu* horn]. The anterior ventral cornu of gray matter of the spinal cord.

ventricornual (ven-tre-kor'nu-al). Pertaining to the ventricornu.

ventricose (ven'trik-ōs). Having an inflation or belly on one side.

ventricular (ven-trik'u-lar). Pertaining to a ventricle.

ventricularis (ven-trik-u-la'ris). The thyro-epiglottideus muscle.

ventriculocordectomy (ven-trik"u-lo-kor-dek'to-me). Chevalier Jackson operation for laryngeal stenosis with bilateral recurrent paralysis, done by excising with the punch forceps the entire ventricular floor anterior to the vocal process and antero-external surface of the arytenoid.

ventriculography (ven-trik-u-log'raf-e) [L. *ventric'ulus* ventricle + Gr. *γράφειν* to print]. Roentgenography of the brain following the injection of air into the cerebral vesicles: employed for the diagnosis of brain tumors

ventriculometry (ven-trik-u-lom'et-re) [*ventricle* + Gr. *μετρεῖν* to measure] The measurement of the intraventricular (intracranial) pressure.

ventriculoscopy (ven-trik-u-los'ko-pe) [*ventricle* + Gr. *σκοπεῖν* to examine]. Direct examination of the cerebral ventricles by means of an endoscope or cystoscope.

ventriculus (ven-trik'u-lus). Latin for *ventricle* and for *stomach*. **v. cor'dis**, the ventricle of the heart. **v. laryn'gis (Morgag'ni)** [B N A], the ventricle of the larynx. **v. quar'tus** [B N A], the fourth ventricle. See under *ventricle*. **v. termina'lis** [B N A], a dilatation of the lower part of the conus terminalis **v. ter'tius** [B N A], the third ventricle

ventricumbent (ven-tre-kum'bent) [L. *ven'ter* belly + *cum'bere* to lie]. Lying upon the belly; prone.

ventriduct (ven'tre-dukt) [L. *ven'ter* belly + *du'cere* to draw]. To bring or carry ventrad.

ventriduction (ven-tre-duk'shun). The act of drawing a part ventrad.

ventrifixation (ven"tre-fiks-a'shun) [L. *ven'ter* belly + *fixa're* to fix]. The stitching of a viscus to the abdominal wall.

ventrifixure (ven'tre-fiks-ūr) [L. *ventrifix'ura*]. Same as *ventrifixation*.

ventrimesal (ven-trim-e'sal). Pertaining to the ventrimeson.

ventrimeson (ven-trim'es-on) [L. *ven'ter* belly + Gr. *μέσον* middle]. The middle line on the ventral surface.

ventripyramid (ven-tre-pir'am-id). The ventral pyramid of the oblongata.

ventrocystorrhaphy (ven"tro-sis-tor'a-fe) [L. *ven'ter* abdomen + *cystorrhaphy*]. The stitching of a cyst, or of the bladder, to the abdominal wall.

ventrodorsad (ven-tro-dor'sad). From the ventral toward the dorsal aspect.

ventrodorsal (ven-tro-dor'sal). Pertaining to the ventral and dorsal surfaces.

ventrofixation (ven-tro-fiks-a'shun). See *ventrifixation*.

ventrohysteropexy (ven-tro-his'ter-o-peks-e). Ventrofixation of the uterus.

ventro-inguinal (ven-tro-ing'win-al). Pertaining to the abdomen and the inguinal region.

ventrolateral (ven-tro-lat'er-al). Both ventral and lateral, as, *ventrolateral* tracts of the spinal cord. **v. mass** or **muscle**. See under *mass*.

ventromedian (ven-tro-me'de-an). Both ventral and median.

ventromyel (ven-tro-mi'el) [L. *ven'ter* belly + Gr. μυελός marrow]. The anterior (ventral) portion of the spinal cord.

ventroposterior (ven-tro-pos-te're-or). Situated on the lower hinder part of an organ.

ventroptosia, ventroptosis (ven-trop-to'se-ah, ven-trop-to'sis) [L. *ven'ter* abdomen + Gr. πτῶσις falling]. Gastroptosia.

ventroscopy (ven-tros'ko-pe) [L. *ven'ter* abdomen + Gr. σκοπεῖν to view]. Illumination of the abdominal cavity for purposes of examination.

ventrose (ven'trōs) [L. *ventro'sus*]. Having a belly-like expansion.

ventrosuspension (ven"tro-sus-pen'shun). The cure of uterine retroposition by fixing the uterus to the abdominal wall. Same as *ventrofixation*.

ventrotomy (ven-trot'o-me) [L. *ven'ter* belly + Gr. τομή a cut]. Same as *laparotomy* or *celiotomy*.

ventrovesicofixation (ven"tro-ves"ik-o-fiks-a'shun) [L. *ven'ter* belly + *vesi'ca* bladder + *fixa'tio* fastening]. The operation of suturing the uterus to the bladder and the abdominal wall. Called also *hysterocystopexy*.

venula (ven'u-lah). See *venule*.

venule (ven'ūl) [L. *ven'ula*]. A venous radicle or minute vein.

Venus's collar. See *melanoleukoderma colli*.

veraserol (ve-ras-e'rol). A proprietary preparation of menthol and formaldehyd. used in nasal conditions.

veratralbin (ver-at-ral'bin). An alkaloid from *Veratrum album*.

veratria (ve-rat're-ah). Same as *veratrin*.

veratridin (ver-at'rid-in). One of the alkaloids of veratrin, $C_{37}H_{53}O_{11}N$.

veratriin (ve-rat're-in). A proprietary powdered concentration from *Vera'trum vir'ide*. Dose, $\frac{1}{16}$–$\frac{1}{2}$ gr. (0.004–0.033 gm.).

veratrin (ve-ra'trin). A poisonous alkaloidal mixture from the seed of *Asagræ'a officina'lis*. It is an irritant, stimulant, and heart depressant, and produces violent sneezing used, for the most part, externally as a counterirritant in neuralgia and rheumatism, in the form of an ointment. Dose, $\frac{1}{64}$–$\frac{1}{16}$ gr. (0.001–0.006 gm.). **crystallized v.**, cevadin.

veratrinize, veratrize (ve-rat'rin-īz, ver'at-rīz). To bring under the influence of veratrin.

veratroidin (ver-at-roi'din). A crystallizable base, $C_{32}H_{53}NO_9$, from *Vera'trum al'bum* and *V. vir'ide:* it is a powerful nerve stimulant and cardiac inhibitor.

veratrol (ver'at-rol). An antipyretic oily principle, pyrocatechin dimethyl ester, $C_6H_4(OCH_3)_2$, derivable from veratric acid: used externally it lowers the temperature, and is safer than guaiacol, but much more caustic.

veratrone (ver'at-rōn). A proprietary liquid prep-

Veratrum (ver-a'trum) [L.]. A genus of poisonous liliaceous plants. *V. al'bum*, white hellebore, has an emetic, errhine, and cathartic rhizome: used externally as an antipruritic and parasiticide. Dose of tincture, 5–10 min. (0.333–0.666 c.c.). **V. vir'ide**, the green hellebore of North America, and its sedative and depressant rhizome and roots. It contains *jervin*, a depressant of the heart and vasomotor centers, while its *veratroidin* stimulates the heart and depresses the spinal motor center; hence, it slows the pulse and reduces the blood-pressure. It is especially useful in pleurisy and sthenic pneumonia, and in nervous or hypertrophic overaction of the heart. Dose of fluidextract, 1–5 min. (0.066–0.333 c.c.); of tincture, 1–5 min. (0.066–0.333 c.c.).

verbal (ver'bal) [L. *ver'bum*]. Consisting of words; affecting words or speech.

verbascose (ver-bas'kōs). A sugar derived from the roots of *Verbas'cum thap'sus*.

Verbascum (ver-bas'kum) [L.]. A genus of scrophulariaceous plants; mullein. *V. thap'sus*, common mullein, is demulcent, emollient, and stimulant. Dose of fluidextract, 10–20 min. (0.666–1.33 c.c.).

Verbena (ver-be'nah). A genus of herbs and shrubs. *V. hasta'ta*, blue vervain, is used in the treatment of epilepsy. Dose of fluidextract, 5–30 min. (0.333–2 c.c.).

verbigeration (ver"bij-er-a'shun) [L. *verbigera're* to chatter]. The insane repetition of meaningless words and sentences.

verbomania (ver-bo-ma'ne-ah) [L. *ver'ba* word + Gr. μανία madness]. Insane talkativeness.

Verco's sign (ver'kō) [Sir. Joseph *Verco*, English physician]. See under *sign*.

verdigris (ver'dig-ris) [Fr., from L. *vir'ide æ'ris* copper green]. A mixture of basic copper acetates: astringent.

Verga's groove, ventricle (ver'gahz) [Italian anatomist, 1811–1895]. See under *groove* and *ventricle*.

vergence (ver'jens). A movement of convergence, divergence, or sursumvergence of the eyes.

Verheyen's stars (ver-hi'enz) [Philippe *Verheyen*, Flemish anatomist, 1648–1710]. See under *star*.

Verhoeff's operation (ver'hefz). See under *operation*.

verin (ve'rin). A substance, $C_{28}H_{45}NO_8$, from sabadilla.

verjuice (ver'jūs') [Fr. *verjus: verd* green + *jus* juice]. The juice of green or unripe grapes, etc.

Vermale's operation (ver-malz') [Raymond de *Vermale*, French surgeon of the eighteenth century]. See *operation*.

vermetoid (ver'met-oid). Worm-like.

vermian (ver'me-an). Pertaining to the vermis of the cerebellum.

Vermicella (ver-mis-el'ah) [L.]. A genus of venomous Australian serpents.

vermicidal (ver-mis-i'dal). Destructive to worms.

vermicide (ver'mis-īd) [L. *ver'mis* worm + *cæ'dere* to kill]. An anthelmintic drug or medicine destructive to intestinal animal parasites.

vermicular (ver-mik'u-lar) [L. *vermicula'ris*, from *ver'mis* worm]. Worm-like in shape or appearance.

vermiculation (ver-mik-u-la'shun) [L. *vermicula'tio*, from *ver'mis* worm]. Peristaltic or worm-like movements, as of the intestine: peristalsis.

vermicule (ver'mik-ūl). A worm-like structure. See also *vökinete*.

vermiculose, vermiculous (ver-mik'u-lōs, -lus). Worm-like; also wormy, infected with worms.

vermiform (ver'mif-orm) [L. *vermifor'mis*, from *ver'mis* worm + *for'ma* shape]. Shaped like a worm. See *appendix* and *process*.

fuga're to drive away]. Expelling worms or intestinal animal parasites.

vermifuge (ver'mif-ūj) [L. *ver'mis* worm + *fuga're* to expel]. 1. Having the power to expel worms. 2. A drug or remedy that expels worms or intestinal animal parasites. Among the chief vermifuges are spigelia, chenopodium, granatum, kamala, kousso, brayera, male-fern, and santonica. See *anthelmintic*.

vermijelli (ver-me-jel'e). A proprietary ointment for pediculosis.

vermilion (ver-mil'yun) [L. *vermil'ium*]. Cinnabar, or mercuric sulphid, HgS: a red pigment.

vermin (ver'min) [L. *ver'mis* worm]. An external animal parasite; animal ectoparasites collectively.

verminal (ver'min-al). Pertaining or due to worms or vermin.

vermination (ver-min-a'shun) [L. *vermina'tio*]. Infestation with worms or with other vermin.

verminosis (ver-min-o'sis) [L. *ver'mis* worm]. Infestation with worms.

verminous (ver'min-us) [L. *vermino'sus*]. Pertaining or due to worms.

vermis (ver'mis). 1. Latin for *worm*. 2. The median lobe of the cerebellum.

vermix (ver'miks). The vermiform appendix.

vermuth, vermouth (ver'mooth) [Ger. *Wer'muth* wormwood]. A cordial or liqueur prepared from wine and aromatic herbs.

vernal (ver'nal) [L. *verna'lis* of the spring]. 1. Pertaining to or occurring in the spring. 2. A trade name for diethylmalonylurea, a colorless, crystalline powder used as a hypnotic.

Vernes' test (vārnz) [A. *Vernes*, contemporary French physician]. See under *tests*.

Verneuil's canals, disease, neuroma, operation (ver-ne-āz') [Aristide August *Verneuil*, French surgeon, 1823–1895]. See under *canal, disease, neuroma, operation*.

vernier (ver'ne-er) [from Pierre *Vernier*, French physicist, 1580–1637]. A finely graduated scale accessory to a more coarsely graduated one for measuring fractions of the divisions of the latter.

vernin (ver'nin). A pentosid of adenin found in Vicia seedlings.

vernix caseosa (ver'niks ka-se-o'sah) [L. "cheesy varnish"]. An unctuous substance which covers the skin of the fetus.

Vernonia anthelmin'tica (ver-no'ne-ah). A plant called *somraj* in India. anthelmintic.

vernonin (ver-no'nin). A cardiac glucosid, $C_{10}H_{14}O_7$, from *Verno'nia ni'griliana*, an African plant, resembling digitalin in its action, but less toxic.

vérole nerveuse (va-ro'la ner-vus') [Fr.]. Special virulence in the nervous symptoms which accompany syphilis.

veronacetin (ver-on-as'e-tin). A proprietary hypnotic and sedative, containing sodium diethylbarbiturate, phenacetin, and codein phosphate.

veronal (ve'ro-nal). See *barbital*. **v.-sodium, soluble v.**, the sodium salt of barbital: used like the latter.

Veronica (ve-ron'ik-ah) [L.]. An extensive genus of scrophulariaceous plants; speedwell. *V. virgin'ica*, Culver's-physic, is a tall herb of North America and Asia: cholagogue and cathartic.

veronidia (ve-ro-nid'e-ah). A proprietary hypnotic and antispasmodic.

verruca (ver-u'kah), pl. *verru'cæ* [L.]. A wart. See *wart*. **v. acumina'ta**, the fig-wart, moist, pointed, or venereal wart; a form of condyloma on or near the anus or the genitals, mostly of venereal origin, but not always so. Called also *cauliflower excrescence*. **v. car'nea**, a soft fleshy wart. **v. digita'ta**, a flat wart with finger-like excrescences growing from it. **v. filifor'mis**, a form known as filiform wart. **v. gla'bra**, a variety known as smooth wart. **v. gy'ri hippocam'pi**, one of the wart-like elevations on the convex surface of the hippocampal gyrus. **v. men'strua**, a homeopathic preparation of the menses of a woman with warts. **v. molluscifor'mis**, condyloma. **v. necrogen'ica**, a warty growth, occurring usually about the knuckles or other parts of the hands, of those who do dissection or postmortem work. It is a form of cutaneous tuberculosis. Called also *anatomic tubercle, dissection tubercle, postmortem wart, tuberculosis verrucosa*, and *lupus verricosus*. See *tubercle*. **v. perua'na, v. peruvia'na**, Peruvian wart; an infectious disease of the skin endemic in Peru. It is marked by an eruption over the face and extremities which develops into bleeding, warty tumors. **v. pla'na, v. seni'lis, v. seborrhœ'ica**, a flat, greasy wart, seen chiefly upon old or elderly persons. It is believed to be a kind of seborrhea. **v. sim'plex**, a wart. **v. vulga'ris**, a wart.

verruciform (ver-u'sif-orm) [L. *verru'ca* wart + *for'ma* form]. Resembling or shaped like a wart.

verrucose, verrucous (ver'u-kōs, ver-u'kus) [L. *verruco'sus*]. Warty; covered with warts.

verrucosis (ver-u-ko'sis). A condition marked by multiple warts.

verrugas (ver-oo'gas) [Sp.]. Same as *verruca peruana*.

versicolor (ver-sik'o-lor) [L. *ver'tere* to turn + *co'lor* color]. Variegated; changing color.

version (ver'shun) [L. *ver'sio*]. The act of turning; especially the manual turning of the fetus in delivery. **abdominal v.**, version performed by external manipulation. Called also *external v.* **anopelvic v.**, that which is accomplished by manipulating the pelvis of the fetus by means of a finger passed into the rectum of the mother. **bipolar v.**, that which is effected by manipulating both poles of the fetus. **cephalic v.**, version which causes the fetal head to present. **combined v.**, a combination of external and internal version. **external v.**, that which is performed by outside manipulation. **forced v.**, accouchement forcé. **internal v.**, version performed by the hand introduced into the uterus. **pelvic v.**, that which is performed by manipulating the breech. **podalic v.**, version which causes the feet to present. **spontaneous v.**, version which occurs without artificial interference.

vertebra (ver'te-brah), pl. *ver'tebræ* [L.]. 1. Any one of the thirty-three bones of the spinal column. The vertebræ comprise seven *cervical*, twelve *dorsal*, five *lumbar*, five *sacral*, and four *coccygeal*. Each vertebra is composed of—(*a*) a *body*, or *centrum*, forming the main part of the spine; (*b*) four *articulating processes* (*zygapophyses*), by which it is joined to the next vertebra. These are sometimes

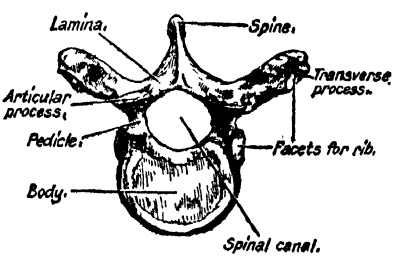

Typical vertebra (Green).

called *oblique* processes—the upper ones the *ascending* oblique, the lower, the *descending* oblique, processes. (*c*) A *spinous process* which projects directly backward, those of the different vertebræ forming, with their points, the ridge of the back. (*d*) Two *transverse processes*, which stand out at right angles, or laterally, from the body of the vertebra, and in the thoracic region articulate with the ribs. 2. By extension, any one of the segments of which the cranium and facial bones have been

assumed to be made up. **basilar v.**, the lowest or last of the lumbar vertebræ. **cervical v.**, the seven vertebræ of the neck. **coccygeal v.**, the rudimentary vertebræ of the coccyx. **cranial v.**, the segments of the skull and facial bones, by some regarded as modified vertebræ. **v. denta'ta**, the axis. **dorsal v.**, the eleven vertebræ which connect the ribs and form part of the posterior wall of the thorax. **false v.**, the segments of the sacrum and the coccyx. **lumbar v.**, the five vertebræ between the dorsal vertebræ and the sacrum. **v. mag'num**, the sacrum. **odontoid v.**, the axis. **v. prom'inens**, the seventh cervical vertebra. **sacral v.**, the fused segments forming the sacrum. **sternal v.** Same as *sternebra*. **thoracic v.**, the dorsal vertebra. **tricuspid v.**, the sixth cervical vertebra of quadrupeds. **true v.**, the vertebræ which remain unfused through life.

vertebral (ver'te-bral) [L. *vertebra'lis*]. Of or pertaining to a vertebra.

vertebrarium (ver-te-bra're-um) [L.]. The spinal column.

vertebrarterial (ver''teb-rahr-te're-al). Pertaining to the vertebral artery.

Vertebrata (ver-te-bra'tah). A division of the animal kingdom comprising all animals that have a vertebral column, and including mammals, birds, reptiles, and fishes.

vertebrate (ver'te-brāt) [L. *vertebra'tus*]. Having a vertebral column.

vertebrated (ver'te-bra-ted). Made up of joints resembling the vertebræ.

vertebrectomy (ver-te-brek'to-me) [*vertebra* + Gr. ἐκτομή excision]. Excision of a vertebra.

vertebro-arterial (ver''te-bro-ar-te're-al). Vertebrarterial.

vertebrochondral (ver''te-bro-kon'dral) [*vertebral* + *chondral*]. Pertaining to a vertebra and a costal cartilage. See *rib*.

vertebrocostal (ver''te-bro-kos'tal) [L. *ver'tebra* vertebra + *cos'ta* rib]. Pertaining to a vertebra and a rib. See *rib*.

vertebrodidymia (ver''te-bro-did-im'e-ah) [*vertebra* + Gr. δίδυμος twin]. A twin monster united by the vertebræ.

vertebrodymus (ver-te-brod'im-us). A twin-monster united by the vertebræ.

vertebrofemoral (ver''te-bro-fem'or-al). Relating to the vertebræ and the femur.

vertebro-iliac (ver''te-bro-il'e-ak). Pertaining to the vertebræ and the ilium.

vertebromammary (ver''te-bro-mam'a-re). Pertaining to or extending between the vertebral and mammary aspects of the chest.

vertebrosacral (ver''te-bro-sa'kral). Pertaining to the vertebræ and the sacrum.

vertebrosternal (ver''te-bro-ster'nal). Pertaining to the vertebræ and the sternum.

vertex (ver'teks), pl. *ver'tices* [L.]. The summit or top; the crown of the head. **v. cor'dis**, the apex of the heart. **v. cor'neæ**, the vertex of the cornea. **v. of a lens**, the point at which the axis intersects the surface. **v. presentation**. See *presentation*. **v. vesi'cæ**, the apex of the bladder.

vertical (ver'tik-al). 1. Perpendicular. 2. Relating to the vertex.

verticillate (ver-tis-il'āt) [L. *ver'tex* a whorl]. Arranged in the form of a whorl.

Verticillium graphii (ver-tis-il'e-um gra'fe-i). A mold sometimes occurring in otitis externa.

verticomental (ver''tik-o-men'tal). Pertaining to the vertex and the chin.

vertiginous (ver-tij'in-us) [L. *vertigino'sus*]. Pertaining to or affected with vertigo.

vertigo (ver'tig-o, properly ver-ti'go) [L. *verti'go*]. Dizziness; giddiness; disorder of the equilibrating sense, marked by a swimming in the head; a sense of instability and of apparent rotatory movement of the body or of other objects. Vertigo may result from disease of the middle ear (Ménière's disease), from cardiac, gastric, or ocular disorders, from some peripheral irritations (as laryngeal vertigo), as a precursor of an epileptic fit, in hysteria, from toxemias (as Bright's disease), from organic brain disease, and from unrecognized causes (essential vertigo). **v. ab au're læ'so**, auditory vertigo. **v. ab stom'acho læ'so**, stomachal vertigo. **arteriosclerotic v.**, vertigo due to arteriosclerosis of the cerebral vessels. **auditory v.**, **aural v.**, that which is due to ear disease. **cardiac v.**, vertigo due to some chronic disease of the heart. **cardiovascular v.**, vertigo due to sclerosis of the blood-vessels and heart. **cerebral v.**, that which is due to some brain disease. **endemic paralytic v.**, Gerlier's disease. **epileptic v.**, that which attends or follows an epileptic attack. **v. e stom'acho læ'so**, vertigo due to chronic gastritis. **essential v.**, a vertigo, often severe, but of no discoverable cause; probably due to some disease or lesion in a brain center. **gastric v.**, a form associated with disease or disorder of the stomach. **height v.**, dizziness felt on looking down from a high location. **horizontal v.**, that which comes on when a person lies down. **hysteric v.**, vertigo associated with hysteric symptoms, often of a bizarre form. **kayak v.**, an affection occurring among Esquimaux and marked by fear of capsizing and drowning coming on while in the native canoe or kayak. **labyrinthine v.**, a form associated with disease of the labyrinth of the ear. **laryngeal v.**, spasm of the larynx, with vertigo and loss of consciousness. **lateral v.**, that which is caused by rapidly passing a row of similar objects, as a fence or series of pillars. **lithemic v.**, that which is associated with gout and lithemia. **mechanic v.**, vertigo due to long-continued turning or vibration of the body, as in sea-sickness. **neurasthenic v.**, a subjective form of vertiginous sensation associated with neurasthenia. **nocturnal v.**, a sensation of falling coming on just after going to sleep. **objective v.**, a form in which the objects seen by the patient seem to be moving around him. **ocular v.**, a form due to eye disease, especially to paralysis of or lack of balance in the eye muscles **oleander v.**, a variety said to be caused by the administration of oleander. **organic v.**, vertigo which is due to brain disease or to locomotor ataxia. **paralyzing v.**, Gerlier's disease; a disease of farm-laborers, attended with pains in the head and neck, giddiness, and muscular paresis. **peripheral v.**, vertigo due to irritation in some part distant from the brain. **riders' v.**, a form of mechanic vertigo produced by riding in cars. **rotary v.**, **rotatory v.**, vertigo in which there is a definite feeling of rotation. **sense v.**, the vesicular rudiment of a sense organ in the embryo. **sham-movement v.**, vertigo attended by a sensation as if objects were circling around the body. **smokers' v.**, vertigo occurring as a result of excessive smoking, and generally in persons past middle life. **special-sense v.**, aural or ocular vertigo; also that which occurs in waltzing, swinging, swimming, or sailing. **stomachal v.**, vertigo due to arrest of digestion and distention of the stomach. **subjective v.**, that in which the patient seems to himself to be turning round and round. **systematic v.** Same as *rotary v.* **toxemic v.**, **toxic v.**, a form of vertigo which results from poisoning, alcoholism, uremia, or lithemia. **vertical v.**, that which is caused by looking up or down at a distant object. **villous v.**, that which is caused by a functional derangement of the liver. **voltaic v.**, an inclination of the head toward the shoulder on the side of the positive pole when a galvanic current is applied to the vestibular fibers of the eighth nerve.

verumontanitis (ve"ru-mon-tan-i'tis). Inflammation of the verumontanum.

verumontanum (ve"ru-mon-ta'num) [L. "mountain ridge"]. A rounded projection on the floor of the prostatic portion of the urethra. Called also *caput gallinaginis*.

vervain (ver'vān). See *Verbena*.

Ves. Abbreviation for L. *ves'ica*, the bladder.

vesalanium (ves-al-a'ne-um). Any one of several sesamoid bones; one on the outer border of the foot between the cuboid and fifth metatarsal bone, and one (sometimes more) in the tendon of origin of the gastrocnemius muscle.

Vesalius's foramen, ligament, vein, etc. (ves-a'le-us) [Andreas *Vesalius* (André Wesal), Belgian anatomist and physician, 1514–1564, the most eminent anatomist of the sixteenth century. His great work on anatomy is entitled "De Corporis Humane Fabrica Libri Septem" or "Seven Books on the Structure of the Human Body"]. See *foramen, ligament, vein*, etc.

vesalvin (ves-al'vin). A trade name for urotropin.

vesania (ve-sa'ne-ah) [L.]. Strict insanity with neither coma nor pyrexia.

vesanic (ve-san'ik). Pertaining to strict or pure insanity. **v. type.** See *type*.

vesculan (ves'ku-lan). A proprietary antifat remedy.

Vesic. Abbreviation for L. *vesic'ula, vesicato'rium*, a blister.

vesica (ves-i'kah) Latin for *bladder*. **v. fel'lea** [B N A], the gall-bladder. **v. prostat'ica,** the sinus pocularis. **v. urina'ria** [B N A], the urinary bladder.

vesical (ves'ik-al). Pertaining to the bladder.

vesicant (ves'ik-ant) [L. *vesi'ca* blister]. 1. Causing blisters; blistering. 2. A blistering drug or agent.

vesication (ves-ik-a'shun). 1. The process of blistering. 2. A blistered spot or surface.

vesicatory (ves'ik-at-or-e) [L. *vesica're* to blister]. Causing vesication, blistering.

vesicle (ves'ik-l) [L. *vesic'ula*, dim. of *vesi'ca* bladder]. 1. A small bladder or sac containing liquid. 2. A small blister; a small circumscribed elevation of the epidermis containing a serous liquid **acoustic v.,** auditory vesicle. **air-v.,** an air-cell, vacuole, or saccule of the lung tissue. **allantoic v.,** the internal hollow portion of the allantois. **amniocardiac v.,** congenital splits in the mesoderm of the early embryo representing the paired primordia of the pericardial sac and the heart. **archoplasmic v.,** a sac developed from the attraction-sphere of a spermatid and growing into the sheath of the tail of the spermatozoon. **Ascherson's v's,** small vesicles formed by shaking together oil and liquid albumin. They consist of drops of oil inclosed in a layer of albumin. **auditory v.,** the epiblastic expansion which becomes the membranous labyrinth. **Baer's v.,** the ovule. **blastodermic v.,** the sac formed by the blastoderm. See *blastoderm*. **cephalic v., cerebral v.,** the embryonic expansion of the neural canal whence the brain is formed. **compound v.,** a vesicle on the skin containing more than one chamber. **encephalic v's,** the cerebral vesicles. **germinal v.,** the nucleus of an ovum. **graafian v.,** the structure which holds the ovum while still within the ovary. **lens-v.,** a vesicle formed from the lens-pit of the embryo and developing into the crystalline lens. Called also *lens-sac*. **Malpighi's v's,** the alveoli of the lungs. **Naboth's v's.** See *Naboth's follicles*, under *follicle*. **ocular v.** Same as *optic v.* **olfactory v.,** the vesicle in the embryo which later forms the olfactory bulb and tract. **ophthalmic v.** Same as *ocular v.* **optic v.,** a process of the cerebral vesicle whence the percipient parts of the eye are formed. **otic v.** See *auditory v.* **pituitary v.,** the embryonic structure which develops into the pituitary body. **prostatic v.,** the sinus pocularis. **Purkinje's v.,** the germinal vesicle. **seminal v.,** either one of the two reservoirs for the semen. **simple v.,** a vesicle on the skin having only a single chamber. **umbilical v.,** that part of the yolk-sac which is outside the body of the embryo, being joined with it by means of the umbilical or omphalomesenteric duct.

vesico-abdominal (ves"ik-o-ab-dom'in-al). Pertaining to the abdomen and the urinary bladder.

vesicocavernous (ves"ik-o-kav'er-nus) [*vesical* + *cavernous*]. Both vesicular and cavernous.

vesicocele (ves'ik-o-sēl) [L. *vesi'ca* bladder + Gr. κήλη hernia] Hernial protrusion of the bladder.

vesicocervical (ves"ik-o-ser'vik-al) [L. *vesi'ca* bladder + *cer'vix* neck]. Pertaining to the bladder and the cervix uteri.

vesicoclysis (ves-ik-ok'lis-is) [L. *vesi'ca* bladder + Gr. κλύσις washing]. The injection of a fluid into the bladder.

vesicofixation (ves"ik-o-fiks-a'shun) [L. *vesi'ca* bladder + *fixation*]. 1. The stitching of the uterus to the bladder. 2. The surgical fixation of the bladder; cystopexy.

vesicoprostatic (ves"ik-o-pros-tat'ik). Pertaining to the bladder and the prostate.

vesicopubic (ves"ik-o-pu'bik). Pertaining to the bladder and the pubes. **v. ligament,** a ligament extending from the urinary bladder to the pubis. **v. muscles.** See *muscles, table of*.

vesicorectal (ves"ik-o-rek'tal). Pertaining to the bladder and the rectum.

vesicosigmoid (ves"ik-o-sig'moid). Pertaining to the bladder and sigmoid flexure.

vesicosigmoidostomy (ves"ik-o-sig-moi-dos'to-me) [L *vesi'ca* bladder + *sigmoid flexure* + Gr. στόμα mouth]. The operation of making a permanent communication between the bladder and sigmoid flexure.

vesicospinal (ves"ik-o-spi'nal). Pertaining to the bladder and the spine.

vesicotomy (ves-ik-ot'o-me) [L *vesi'ca* bladder + Gr. τέμνειν to cut]. A surgical incision or cutting into the bladder; cystotomy.

vesico-umbilical (ves"ik-o-um-bil'ik-al). Pertaining to the umbilicus and the bladder. **v. ligaments,** the peritoneal folds extending from the bladder to the umbilicus. The central one covers the urachus; the others inclose the remains of the hypogastric arteries.

vesico-urachal (ves"ik-o-u'rak-al). Pertaining to the bladder and the urachus.

vesico-ureteral (ves"ik-o-u-re'ter-al). Pertaining to the bladder and the ureter.

vesico-urethral (ves"ik-o-u-re'thral). Pertaining to the bladder and the urethra.

vesico-uterine (ves"ik-o-u'ter-in). Of or pertaining to the bladder and the uterus. **v. folds, v. ligaments,** two peritoneal folds extending from the bladder to the cervix uteri. **v. pouch,** a pouch of peritoneum between the uterus and the bladder.

vesico-uterovaginal (ves"ik-o-u"ter-o-vaj'in-al). Pertaining to or joining the bladder, uterus, and vagina.

vesicovaginal (ves"ik-o-vaj'in-al). Pertaining to the bladder and vagina.

vesicovaginorectal (ves"ik-o-vaj"in-o-rek'tal). Pertaining to the bladder, vagina, and rectum, as, *vesicovaginorectal* fistula.

vesicula (ves-ik'u-lah), pl. *vesic'ulæ*. Latin for *vesicle*. **v. fel'lis,** the gall-bladder. **v. germinati'va,** the germinal vesicle. See *vesicle*. **v. graafia'na,** a graafian vesicle. See *vesicle*. **v. nabo'thi,** Naboth's follicles. See *follicle*. **v. ophthal'mica** [B N A], the optic vesicle. **v. prolig'era,** secondary or daughter cysts produced by budding from a cysticercus cyst. **v. prostat'-**

ica, the sinus pocularis. **v. semina'lis** [B N A], the seminal vesicles. **v. sero'sa**, the false amnion. See *amnion*.

vesicular (ves-ik'u-lar) [L. *vesic'ula* a little bladder]. 1. Composed of or relating to small, sac-like bodies. 2. Pertaining to or made up of vesicles on the skin.

vesiculase (ves-ik'u-lās). A ferment from the prostate gland which coagulates semen.

vesiculated (ves-ik'u-la-ted) [L. *vesic'ula* a little bladder]. Made up of vesicles.

vesiculation (ves-ik-u-la'shun) [L. *vesic'ula* a little bladder]. The presence or formation of vesicles.

vesiculectomy (ves"ik-u-lek'to-me) [*vesicle* + Gr. ἐκτομή excision]. Excision of a vesicle, especially the seminal vesicle.

vesiculiform (ves-ik'u-li-form) [L. *vesic'ula* vesicle + *for'ma* form]. Shaped like a vesicle.

vesiculitis (ves"ik-u-li'tis) [L. *vesic'ula* vesicle + Gr. *-ιτις* inflammation]. Inflammation of a vesicle, especially of a seminal vesicle. **seminal v.**, inflammation of a seminal vesicle.

vesiculobronchial (ves-ik"u-lo-brong'ke-al). Both vesicular and bronchial. See *respiration*.

vesiculocavernous (ves-ik"u-lo-kav'er-nus). Both vesicular and cavernous. See *respiration*.

vesiculogram (ves-ik'u-lo-gram). A Roentgen ray picture of the seminal vesicles.

vesiculography (ves-ik-u-log'raf-e). Radiography of the seminal vesicles.

vesiculopapular (ves-ik"u-lo-pap'u-lar). Consisting of vesicles and papules.

vesiculopustular (ves-ik"u-lo-pus'tu-lar). Marked by the presence of vesicles and pustules.

vesiculose (ves-ik'u-lōs). Vesicular.

vesiculotomy (ves-ik-u-lot'o-me) [L. *vesic'ula* vesicle + Gr. τομή a cut]. The operation of cutting into a vesicle. **seminal v.**, the operation of exposing and opening the seminal vesicles.

vesiculotubular (ves-ik"u-lo-tu'bu-lar). Having both a vesicular and a tubular quality.

vesiculotympanic (ves-ik"u-lo-tim-pan'ik). Having both a vesicular and a tympanic quality.

vesipyrin (ves-ip-i'rin). Same as *spiroform*.

Vespa crabro (ves'pah kra'bro). A common wasp of Europe; also its homeopathic preparation.

vespajus (ves-pa'jus). Suppurative inflammation of the hairy part of the scalp.

vessel (ves'el). Any canal for carrying a fluid, such as the blood or lymph. **absorbent v's**, the lymphatics and lacteals, and the capillaries and minute veins of the stomach and intestine. **bile v.**, one of the vessels in the liver which conduct bile. **blood-v.**, one of the vessels conveying the blood, and comprising the arteries, veins, and capillaries. **chyliferous v's**, lacteal vessels; absorbent vessels transporting chyle from the intestinal villi to the thoracic duct. **collateral v.**, a branch of an artery extending parallel to the artery from which it is given off. **hemorrhoidal v's**, varicose veins of the rectum. **Jungbluth's v's**, certain nutrient vessels of early embryonic life situated beneath the amnion. **lacteal v's**. See *chyliferous v's*. **lymph-v.**, **lymphatic v.**, one of the channels by which the lymph is conveyed. **nutrient v's**, the vessels that supply the interior of the bones.

vessicnon, vessignon (ves'ik-non, ves'ĕn-yon) [Fr.]. A tumor within the synovial membrane of a joint, especially of the hock of a horse. Called also *wind-gall*.

vestibular (ves-tib'u-lar). Pertaining to a vestibule. **v. glands**, the glands of the vestibule of the vagina, including the glands of Bartholin and the periurethral glands.

vestibule (ves'tib-ūl) [L. *vestib'ulum*]. The oval cavity of the internal ear, forming the approach to the cochlea. See *ear*. **v. of the aorta**, a small space within the left ventricle at the root of the aorta. **v. of the ear**, a cavity at the entrance to the cochlea within the internal ear. **Gibson's v.**, the vestibule of the aorta. **v. of the larynx**, the portion of the laryngeal cavity above the vocal cords. **v. of the mouth**, the part of the mouth exterior to the teeth. **v. of the nose**, the anterior part of the nostrils. **v. of the pharynx**, the fauces, or the oropharynx. **Sibson's v.**, vestibule of the aorta. **v. of the vagina, v. of the vulva**, the space below the clitoris and between the nymphæ.

vestibulotomy (ves-tib-u-lot'o-me) [*vestibule* + Gr. τομή a cutting]. Surgical opening of the vestibule of the inner ear.

vestibulo-urethral (ves-tib"u-lo-u-re'thral). Pertaining to the vestibule of the vulva and to the urethra.

vestibulum (ves-tib'u-lum). Latin for *vestibule*. **v. bur'sæ omenta'lis** [B N A], the upper part of the omental bursa. **v. laryn'gis**. See *vestibule of the larynx*. **v. na'si**, vestibule of the nose. **v. o'ris**, the vestibule of the mouth. **v. vagi'næ** [B N A], vestibule of the vagina.

vestige (ves'tij) [L. *vestig'ium*]. A rudimentary or degenerative part which either in the embryo or in some other species or organism is well developed.

vestigial (ves-tij'e-al). Of the nature of a vestige, trace, or relic; rudimentary.

vestigium (ves-tij'e-um). Vestige.

vestosol (ves'to-sol). A formaldehyd ointment used as a disinfectant and deodorant.

vesuvin (ve-su'vin). Bismarck brown.

vesypin (ves'ip-in). Acetylsalol.

veta (va'tah) [Sp.]. Mountain-sickness of the Andes.

veterinarian (vet"er-in-a're-an). One who practises veterinary medicine.

veterinary (vet'er-in-a-re) [L. *veterina'rius*]. 1. Pertaining to domestic animals and their diseases. 2. A veterinarian.

vetol (ve'tol) A proprietary remedy for sexual impotence in animals.

V. f. Abbreviation for *field of vision*.

via (vi'ah), pl *vi'æ* [L.]. A way or passage. **v. natura'les**, the natural passages of the body.

viability (vi-ab-il'it-e). Ability to live after birth.

viable (vi'ab-l). Capable of living outside of the uterus: said of a fetus that has reached such a stage of development that it can live outside of the uterus.

vial (vi'al) [Gr. φιάλη]. A small bottle or phial.

vib. Abbreviation for *vibration*.

vibex, vibix (vi'beks, vi'biks), pl. *vib'ices* [L.]. A narrow linear mark or streak; a linear subcutaneous effusion of blood.

vibratile (vi'brat-il) [L. *vibrati'lis*]. Having an oscillatory motion; swaying or moving to and fro.

vibration (vi-bra'shun) [L. *vibra'tio*, from *vibra're* to shake]. 1. A rapid movement to and fro; oscillation. 2. The shaking of the body as a therapeutic measure. 3. A form of massage. **photoelectric v.**, a change in the position of the visual cells, and a series of photo-electric movements in the rods and cones under the influence of light.

vibrative (vib'rat-iv). A consonantal sound like that of *r*, produced by so forcing the breath that the margins of a narrow portion of the respiratory canal are made to vibrate, the nasal cavity being shut off.

vibratode (vi'bra-tōd) The instrument or appliance at the end of a vibratory appliance by which the vibrations are applied to the body.

vibrator (vi-bra'tor). An instrument used in the mechanic treatment of disease.

vibratory (vi'brat-or-e) [L. *vibrato'rius*]. Vibrating or causing vibration. **v. cicatrix**, a cicatrix

which vibrates with the pulse, the respiration, or the voice.

Vibrio (vib're-o), pl. *vibrio'nes* [L.]. A genus of the family *Spirillaceæ* in the form of short curved rods, motile by means of one, two, or three polar flagellæ. **V. aquat'ilis,** a species resembling the spirillum of cholera: derived from river water. **V. au'reus,** a species from the air and mud of sewers: in immotile, polymorphous filaments; it forms a golden-yellow pigment. **V. berolinen'sis,** a species from the river water of Berlin, resembling the cholera spirillum **V. chol'eræ asiat'icæ,** a small, curved, motile, Gram-negative organism found in the rice-water stools of cholera cases and believed to be the cause of the disease. **V. danu'bicus,** a saprophytic species from water. **V. desulfur'icans,** a zymogenic species from pit water **V. fe'tus,** an organism found in the placenta and fetal membranes in cases of infectious abortion in cattle and thought to be the cause of the abortion. **V. finck'leri.** See *V. proteus.* **V. flaves'cens,** a species from sewer-mud and air, like *V. au'reus,* but producing a greenish-yellow pigment. **V. fla'vus,** a species from the air and mud of sewers, like *V au'reus,* but forming an ochraceous pigment. **V. gind'ha,** a species in long curved rods found in water and pathogenic for guinea-pigs. **V. kegallen'sis,** a species resembling *V. choleræ,* but not subject to agglutination by cholera serum. **V. lingua'lis,** a form much resembling the cholera spirillum from mice inoculated with the coating of the tongue: toxic, but said not to be pathogenic. **V. maszau'ah,** a pathogenic organism from the dejections of a local epidemic at Massowah resembling cholera: it is much like the cholera bacillus, but has four flagella and is more pathogenic. **V. metchniko'vii,** a species closely resembling the germ of Asiatic cholera, from a kind of chicken cholera; actively motile: it causes a deadly septicemia. **V. mil'leri,** a species from carious teeth. **V. nasa'lis,** a form in non-motile, curved rods from the buccal cavity and nasal mucus: pathogenic to animals. **V. parachol'eræ,** Vibrio gindha. **Pasteur's v.,** the organism of malignant edema. **V. pro'teus,** the Finkler-Prior vibrio, from feces, in motile, curved rods, less curved than the cholera spirillum; actively pathogenic: its cultures produce cadaverin. **V. sapro'philes,** a species in three forms (I, II, and III) from sewer-mud, etc.; actively motile, not pathogenic. **V. schuylkillien'sis,** a spirillum from the water of the Schuylkill, at Philadelphia; closely related to *V metchniko'vii.* **V. sep'ticus,** vibrion septique. **V. tyro'genus,** a species resembling the comma vibrio found in cheese.

vibrion septique (ve-bre-on' sep-tēk'). Pasteur's name for a Gram-positive anaërobic organism found by him in the edematous tissue of an animal inoculated with putrid flesh. It has been found in cases of gaseous gangrene in new wounds. See *Clostridium septique.*

vibrissæ (vi-bris'e) [L.]. The hairs within the nostrils; also the whiskers of a cat.

vibrolode (vi'bro-lōd). Same as *vibratode.*

vibromasseur (vib''ro-mahs-ūr') [Fr.]. An instrument used in vibratory massage for diseases of the ear.

vibrometer (vi-brom'et-er) [L. *vi'bro* to quiver + *me'trum* measure]. A device used in the treatment of deafness due to deposits of plastic material or inspissated mucus· it acts by producing vibrations which tend to break up adhesions.

vibrophone (vib'ro-fōn) [L. *vi'bro* to quiver + Gr. *φωνή* sound]. An instrument similar to a vibrometer, and used for the same purpose.

vibrotherapeutics (vi''bro-ther-ap-u'tiks) [L. *vi'bro* to shake + *therapeutics*]. The therapeutic use of vibratory appliances.

viburnin (vi-bur'nin). An extract from viburnum used in uterine affections.

Viburnum (vi-bur'num) [L.]. A genus of caprifoliaceous trees and shrubs. **V. op'ulus,** or cranberry tree, affords *cramp-bark,* which is antispasmodic, and is used in asthma, hysteria, and dysmenorrhea. Dose of fluidextract, ½–1 fl.dr. (2–4 c.c.). **V. prunifo'lium,** black haw, is used mainly in uterine diseases, as dysmenorrhea, menstrual colic, etc. Dose of fluidextract, ½–1 fl.dr. (2–4 c.c.); of extract, 8 gr. (0.5 gm.).

vibutero (vi-bu'ter-o). A preparation of viburnum and saw-palmetto: used as a uterine tonic.

vicarious (vi-ka're-us) [L. *vica'rius*]. Acting in the place of another or of something else; also occurring in an abnormal situation, as, *vicarious* menstruation.

vice (vis) [L. *vi'ium*]. A blemish, defect, or imperfection.

vicho (ve'tsho). A vernacular Peruvian name for dysentery; the protrusion of the rectum being attributed to the presence of an insect (vicho).

Vichy water (ve'she). A mineral water from a spring at Vichy, in France; used in rheumatism, diabetes, and in various gastrohepatic and hepatic disorders.

vicilin (vi'sil-in). A protein from lentils.

vicin (vi'sin). A white crystalline alkaloid, $C_{10}H_{16}N_4O_8$, found in *Vicia sativa* and other species of vetch. It is a mononucleosid and on hydrolysis yields divicin and glucose.

vicious (vish'us) [L. *vitio'sus*]. Faulty or defective; malformed.

vicocoa (vi-ko'ko-ah). A preparation of malt, kola, and cacao.

Vicq d'Azyr's bundle, etc. (vik daz-ār') [Félix *Vicq d'Azyr,* a French anatomist, 1748–1794]. See *bundle,* etc.

Victoria blue (vik-to're-ah). A blue stain, phenyltetramethyltriamido-alphanaphthyl diphenylcarbinol hydrochlorid, used in the examination of histologic specimens. **V. orange,** a salt of dinitrocresol, a stain used in histology.

victorium (vik-to're-um) [after Queen *Victoria*]. A metallic earth-element discovered in 1898 by Sir W. Crookes. Symbol, Vi. Obsolete.

Vidal's operation (ve-dalz') [Auguste Théodore *Vidal* de Cassis, French surgeon, 1803–1856]. See *operation.*

Vidal's treatment (ve-dalz') [Emile *Vidal,* dermatologist in Paris, 1825–1893] See *treatment.*

vidian (vid'e-an). Discovered by or named in honor of Guido or Guidi *Vidius,* Italian physician, 1500–1569. See *artery, canal, nerve.*

vieirin, vierin (ve-a'ir-in, vi-e'rin). An aromatic, white, bitter substance from *Remij'ia velos'ii,* a tropical American tree: an antiperiodic. Dose, 1–3 gr. (0.066–0.2 gm.).

Vienna paste (ve-en'ah). See *paste.*

Vierordt's hemotachometer (fēr'orts) [Karl *Vierordt,* German clinician, 1818–1884]. See *hemotachometer.*

Vieussens's ansa, artery, ring, valve, etc. (ve-uh-sahz') [Raymond de *Vieussens,* French anatomist, 1641–1715]. See the nouns.

viferral (vi-fer'al). Hydronal.

vigilambulism (vij-il-am'bu-lizm). A state resembling somnambulism, but not occurring in sleep, double or multiple personality.

vigilance (vij'il-ans) [L. *vigilan'tia*]. Morbid wakefulness.

vigintinormal (vij-in-tin-or'mal) [L. *vigin'ti* twenty + *nor'ma* rule]. Having one-twentieth of what is normal.

Vignal's bacillus, cells (vin-yalz') [Guillaume *Vignal,* French physiologist of the nineteenth century]. See *bacillus* and *cell.*

vignin (vig'nin). A protein from the coro-pea.

vigoral (vig'or-al). A proprietary beef food-preparation.

Vigo's plaster (vi'gōz) [Giovanni di *Vigo*, Italina surgeon, 1460–1520]. See *plaster*.

Vigouroux's sign (vig-oo-rooz') [Auguste *Vigouroux*, a French neurologist of the 19th century]. See under *sign*.

Villard's button (ve-larz') [E *Villard*, contemporary surgeon in Lyons]. See *button*.

Villarsia nymphæoi'des (vil-ar'ze-ah). An old-world gentianaceous plant: antiscorbutic.

Villemin's theory (vĕl-mahz') [Jean Antoine *Villemin*, French surgeon, 1827–1892]. See *theory*.

villi (vil'e) [L.]. The plural of *villus*.

villiferous (vil-if'er-us). Having or bearing villi.

villitis (vil-i'tis) [*vil'lus* + Gr. *-ιτις* inflammation]. Inflammation of the villous tissue of the coronet and of the plantar substance of a horse's foot.

villoma, villioma (vil-o'mah, vil-e-o'mah) [*villus* + Gr. *-ωμα* tumor]. A villous tumor, chiefly of the rectum.

villose, villous (vil-ōs', vil'us) [L. *villo'sus*]. Shaggy, with soft hairs; covered with villi.

villositis (vil''o-si'tis) [L. *villo'sus* + Gr. *-ιτις* inflammation]. A bacterial disease characterized by alterations in the villosities of the placenta.

villosity (vil-os'it-e). 1. The condition of being covered with villi. 2. A villus.

villous (vil'us). See *villose*.

villus (vil'us), pl. *vil'li* [L.]. 1. A vascular chorionic tuft (*chorionic v.*). 2. A minute, club-shaped projection from the mucous membrane of the intestine (*intestinal v.*) It consists of a central axis of lacteals, capillaries, cellular tissue, and unstriped muscle, covered by a nascent membrane,



Villi: Mucous membrane of the jejunum magnified (schematic) (Testut)

upon which is a layer of columnar epithelium. Its function is to absorb fat and other digestive products and to secrete mucus. **pleural v.**, one of the shaggy appendages of the pleura near the costomediastinal sinus. **synovial v.**, one of the thread-like processes of a synovial membrane.

vi-mal-dex (orange) (vi'mal-dex). A proprietary preparation having the antiscorbutic properties of orange juice.

Vin., vin. An abbreviation for L. *vi'num*, wine.

Vinca minor (vin'kah mi'nor). An apocynaceous plant; lesser periwinkle; also its homeopathic preparation.

vincennite (vin'sen-īt). A war gas mixture composed of hydrocyanic acid, stannic chlorid, arsenic trichlorid, and chloroform.

Vincent's angina, bacillus, sign, etc. (vin'-sents) [H. *Vincent*, physician in Paris, born 1862]. See *angina, bacillus, sign*, etc.

vinchuca (vin-tshu'kah). Lamus infestans.

vinculum (vin'ku-lum), pl. *vin'cula* [L.]. A band, frenum, or ligament. **v. lin'guæ**, the frenum of the tongue. **vin'cula lin'guæ cerebel'li**, the lateral prolongations of the lingula of the cerebellum. **v. ten'dinum.** 1. Slender tendinous folds in the sheaths of the flexor tendons of the fingers, connecting the flexor tendons with the phalanges. 2. The retinaculum tendinum.

vinegar (vin'e-gar) [Fr. *vinaigre* sour wine]. 1. A weak and impure dilution of acetic acid; especially a sour liquid consisting chiefly of acetic acid, formed by the fermentation of cider, wine, etc., or by the distillation of wood. 2. A medicinal preparation of dilute acetic acid. See under *acetum*. **aromatic v.**, a refreshing and restorative preparation of alcohol, dilute acetic acid, and various aromatic oils. **cider-v.**, vinegar made of cider by acetous fermentation. **v. of lead,** solution of lead subacetate. **Marseilles's v., thieves' v.** 1. An ancient medicine containing camphor, garlic, etc., formerly regarded as a prophylactic of sovereign quality. 2. Same as *aromatic v.* **wood-v.**, impure acetic acid obtained by the destructive distillation of wood.

vinegerone (vin-e-jer-o'ne) The whip-tailed scorpion, *Thelyphonus giganteus*, so called because it produces an irritating excretion which has an odor resembling vinegar.

vinic (vi'nik) [L. *vi'num* wine]. Pertaining to wine.

vinolia (vi-no'le-ah). A proprietary toilet and healing preparation.

vinometer (vi-nom'et-er) [L. *vi'num* wine + Gr. *μέτρον* measure]. An instrument for estimating the percentage of alcohol in wine.

vinopyrin (vi-no-pi'rin). A proprietary bitartrate of paraphenetidin, used as an antipyretic. Dose, 8–15 gr. (0.5–1 gm.).

vinous (vi'nus) [L *vino'sus*, from *vi'num* wine]. Pertaining to, or containing, wine.

vinum (vi'num), gen. *vi'ni*. Latin for *wine*. **v. antimo'nii**, wine of antimony; a liquid made from 4 gm. of antimony and potassium tartrate, 65 c.c. of boiling distilled water, 150 c. c. of alcohol, and a sufficient quantity of white wine to make 1000 c.c. It is a diaphoretic or expectorant, and in infantile cases is used as an emetic. Dose, 10–30 min. (0.6–2 c.c.), ½–2 fl dr. (2–4 c.c.). **v. aromat'icum**, aromatic wine, a liquid made from 1 part of lavender, 1 part of origanum, 1 part of peppermint, 1 part of rosemary, 1 part of sage, 1 part of wormwood, and a sufficient quantity of stronger white wine to make 100 parts Used as an astringent and stimulating lotion in chancres, buboes, and indolent ulcers **v. gadeomorrhui'næ**, wine of codfish-gall.

vinyl (vi'nil). The univalent group, CH_2 CH-, from vinyl alcohol. **v. sulphid**, an odorous compound, $(CH_2.CH)_2S$, found in garlic

vioform (vi'o-form). Iodochloroxyquinolin, C_9H_3-NOHICl: used as a substitute for iodoform.

Viola (vi'o-lah) [L.]. A genus of plants: the violets and pansies. **V. odora'ta**, a sweet-scented violet of Europe and Asia; also its homeopathic preparation. **V. tri'color** is emetic, and is useful in bronchitis and eczema. Dose of fluidextract, 2–10 min. (0.133–0.66 c.c.).

violescent (vi-o-les'ent). Somewhat violet in color.

violet (vi'o-let). 1. Same as *Viola*. 2. The hue seen in the most refracted end of the spectrum. **afridol v.**, a benzopurpurin dye with a urea linkage, $CO[NH.C_6H_4N_2.(NH_2)C_{10}H_3(SO_2ONa)_2$-$OH]_2$. **amethyst v.**, a tetra-ethyl-pheno-safranin used in triple staining, $(C_2H_5)_2N.C_6H_3.N_2$-$Cl(C_6H_5).C_6H_3.N(C_2H_5)_2$. **v. 7 B or C.** Same as *crystal violet*. **chrom v.**, a tricarboxyl derivative of pararosolic acid, $COONa.C_6H_3(O)C[C_6H_3(OH)$-$COONa]_2$. **crystal v., v. G,** a dye, hexamethyl-pararosanilin, $(CH_3)_2N(Cl)C_6H_4:C[C_6H_4.N$-$(CH_3)_2]_2$. It is the most important constituent of both gentian and methyl violet and probably can be advantageously substituted for it. **gentian v.**, a mixture of methylated pararosanilins of which the most important are the hexa- and the penta-methyl-rosanilins. See *crystal violet*. It is bacteriostatic for Gram-positive bacteria. Dose for intravenous injection 5 mg. per kilo of body

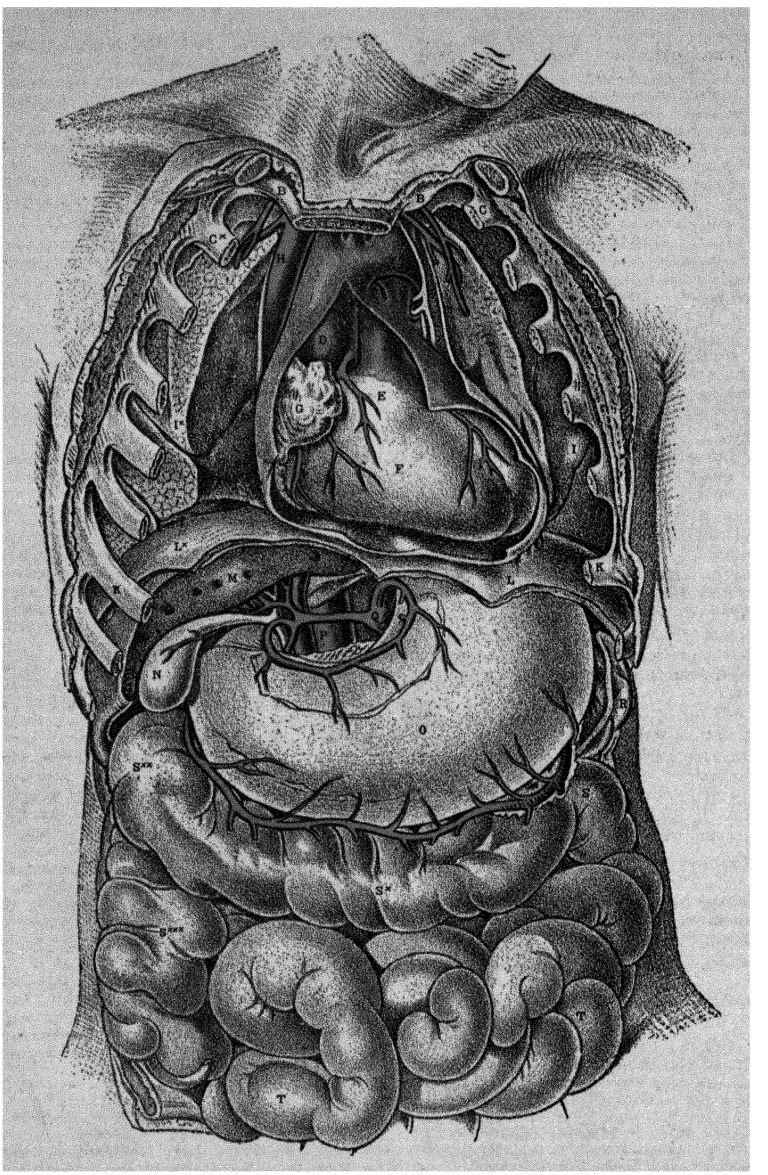

ABDOMINAL AND THORACIC VISCERA, SHOWING THEIR RELATIVE POSITIONS *A*, upper end of sternum, *B*, B^x, first pair of ribs, *C*, C^x, second pair of ribs, *D*, aorta, with left vagus and phrenic nerves crossing its transverse arch, *E*, root of pulmonary artery, *F*, right ventricle, *G*, right auricle; *H*, vena cava superior with right phrenic nerve on its outer border, *I*, I^x, right and left lungs collapsed, *K*, K^x, seventh pair of ribs, *L*, L^x, the diaphragm in section; *N*, the gall-bladder, with its duct to form the common bile-duct, the hepatic artery is seen superficial to the common duct; the portal vein is seen beneath it, the open orifices of the hepatic veins are seen on the cut surface of the liver; *O*, the stomach, *P*, inferior vena cava, *Q*, the coeliac axis dividing into the gastric, splenic, and hepatic arteries, *R*, spleen, *S*, S^x, S^{xx}, the transverse colon, between which and the lower border of the stomach is seen the gastro-epiploic artery, formed by the splenic and hepatic arteries; S^{xxx}, ascending colon in the right iliac region, *T*, convolutions of the small intestine (Maclise).

weight; for direct application solutions from 1 : 500 to 1000. **hexamethyl v.**, crystal violet. **Hoffman's v.**, a mixture of dyes formed by the introduction of methyl or ethyl groups into the amino groups of fuchsin. **iodin v.** Same as *Hoffman's violet*. **iris v.** Same as *amethyst violet*. **Lauth's v.**, thionin. **methyl v.**, a mixture of tetra-, penta-, and hexa-methyl-pararosanilin of which the hexa-methyl compound is most useful as a stain. See *crystal v.* **methylene v.**, one of the constituents of polychrome methylene blue, $(CH_3)_2N.C_6H_3(SN)C\,H_3{\cdot}O$. **neutral v.**, a dye resembling neutral red, but more violet in color, $(CH_3)_2N.C_6H_3.N_2.C_6H_2.(NH_2.HCl).NH.C_6H_4.N(CH_3)_2$. **Paris v.**, methyl violet. **pentamethyl v.**, methyl violet.

violin (vi'o-lin). The active principle of several species of violet: its properties are much like those of emetin.

violinists' cramp (vi-o-lin'ists). See *cramp*.

Vipera re'di (vi'per-ah) [L.]. The Italian viper; also a homeopathic preparation of its virus. **V. tor'va**, a European viper; also a homeopathic preparation of its virus.

Viperidæ (vi-per'id-e). A family of snakes including the vipers and adders (Vipreinæ), the rattlesnakes, copperheads, and water moccasins.

viperine (vi'per-in) [L. *viperi'nus*]. 1. Pertaining to a viper. 2. Virginia snake-root, *Aristolo'chia serpenta'ria;* also *A. officina'lis*.

Vipoud's sign (ve-pawz') [contemporary French physician]. See under *sign*.

viraginity (vi-raj-in'it-e) [L. *vira'go* a man-like woman]. The assumption of male characteristics by a woman.

viraltan (vi-ral'tan). Sodium methylaminobenzoyltetraborate. antigonorrheic.

Virchow's angle, disease, line, etc. (fēr'koes) [Rudolf *Virchow*, German pathologist, 1821–1902]. See *angle, disease, line*, etc.

virgin (vir'jin) [L. *vir'go*]. A woman or girl who has had no sexual intercourse.

virginal (vir'jin-al). Pertaining to a virgin or to virginity.

virginity (vir-jin'it-e) [L. *virgin'itas*]. Maidenhood, the condition of being a virgin.

viridin (vir-id'in). 1. An oily principle, $C_{12}H_{19}N$, distilled from bone oil and from coal-tar. 2. Same as *jervin*.

virile (vir'il) [L. *viri'lis*]. Peculiar to men or to the male sex; procreative.

virilescence (vir-il-es'ens). The manifestation of male qualities in women of advanced age.

virilia (vi-ril'e-ah) [L.]. The male generative organs.

viriligen (vi-ril'ij-en). A proprietary preparation of extracts from the anterior pituitary, suprarenal cortex, lymph, brain, spinal cord, testis, and thyroid.

virilin (vi-ril'in). A preparation of yohimbin, strychnin, and glycerophosphates: used as an aphrodisiac.

virilism (vir'il-izm). 1. Masculinity; the development of masculine physical and mental traits in the female. 2. Hermaphrodism in which the subject is a female, but has male external genitals.

virility (vir-il'it-e) [L. *virili'tas*, from *vir* man]. The normal reproductive power in one of the male sex.

viripotent (vir-ip'o-tent) [L. *virip'otens; vir* man + *po'tens* able]. 1. Sexually mature: said of a male. 2. Marriageable or nubile: used of the female.

virisanol (vir-is-a'nol). A proprietary aphrodisiac remedy.

virogen (vi'ro-jen). A nerve food consisting of soluble milk protein and the glycerophosphates of lime, manganese, etc.

viroid (vi'roid). A general term for any biologic specific used in immunization.

virol (vi'rol). 1. A proprietary bone-marrow food and medicine. 2. A proprietary medicated meat-extract.

virone (vi'rōn). A preparation of yohimbin and strychnin: used in sexual impotence.

virose, virous (vi'rōs, vi'rus) [L. *viro'sus*, from *vi'rus* poison]. Having poisonous qualities.

virtual (virt'u-al) [L. *vir'tus* strength]. Appearing to be present, but not really so; having efficacy without a material substratum. See *focus*

virucidal (vir-u-si'dal). Destructive of or inimical to virulence.

virulence (vir'u-lens) [L. *virulen'tia*, from *vi'rus* poison]. Extreme poisonousness or acrimony.

virulent (vir'u-lent) [L. *virulen'tus*, from *vi'rus* poison]. Exceedingly noxious or deleterious.

viruliferous (vir-u-lif'er-us) [L. *vi'rus* poison + *fer're* to bear]. Conveying or producing a virus or infective germ.

virulin (vir'u-lin). A specific constituent of virulent bacilli which is capable of rendering avirulent strains of bacteria virulent.

virus (vi'rus) [L.]. A living virulent cause of disease as distinguished from a vaccine, which is attenuated or dead. **v. anima'tum**, a living animal poison. **attenuated v.**, a virus which has been rendered less pathogenic by repeated inoculation, by successive culture, or by other means. **Danysz's v.** See *ratin*. **dehumanized v.**, vaccine virus obtained by inoculating the heifer with virus from a human subject. **filtrable v.**, the virus of an infectious disease which is so small that it will pass through the pores of a Berkefeld or Chamberland filter (Loffler, 1898); such as the virus of dengue, foot-and-mouth disease, hog-cholera, poliomyelitis, rabies, trachoma, variola, and others. **v. fixé, fixed v.**, virus of rabies which has been rendered as strong as possible by successive inoculation into a series of rabbits, so that its incubation period for rabbits has become "fixed." **Haffkine's v.** See *Haffkine s vaccine*, under *vaccine*. **humanized v.**, vaccine lymph from the human subject. **inclusion v.**, a virus in the vaginal secretion producing a conjunctivitis in the newborn. **organized v.**, a living pathogenic microorganism. **rat v.** See *ratin*. **street v.**, the virus from an animal suffering from rabies naturally acquired. **unorganized v.**, any poisonous chemic substance developed within the body. **vaccine v., v. vaccin'icum**, the pustules of vaccinia from healthy vaccinated animals rubbed up in a mortar and made into an emulsion with glycerin.

virusemia (vi-rus-e'me-ah) [*virus* + Gr. αἷμα blood] The presence in the blood of a specific virus

vis (vis), pl. *vi'res*. Latin for *force* or *energy*. **v. a fron'te**, a force that draws or attracts. **v. a ter'go**, any impelling power; a force that pushes or impels. **v. conserva'trix**, the natural power of the organism to resist injury and disease. **v. formati'va**, an energy that manifests itself in the formation of a new tissue to replace that which has been destroyed. **v. medica'trix natu'ræ**, the healing power of nature; the natural curative power inherent in the organism. **v. vi'tæ, v. vita'lis**, the vital force.

viscera (vis'er-ah). Plural of *viscus*. **abdominal v.**, the viscera contained in the abdominal cavity. **thoracic v.**, the viscera contained in the thoracic cavity.

viscerad (vis'er-ad). Toward the viscera.

visceral (vis'er-al) [L. *viscera'lis*, from *vis'cus* a viscus]. Pertaining to a viscus. **v. cleft.** See *cleft*.

visceralgia (vis-er-al'je-ah) [L. *vis'cus* viscus + Gr. ἄλγος pain]. Pain in the viscera.

visceralism (vis'er-al-izm). The opinion that the viscera are the principal seats of disease.

mainly in growth, its deficiency causing a suspension of growth; its absence from the diet also is the specific cause of xerophthalmia and one of the factors in the causation of rachitis; it is most abundant in butter, fat, egg-yolk, cod-liver oil, and the fat of glandular organs; it is also widely distributed in the leaves of plants. It may be a sterol. See *biosterol*. The water-soluble B vitamin (also known as *antineuritic v.*) occurs in the bran layers of cereals, in vegetables, milk, eggs, liver, and pancreas, but is deficient in meats. Deficiency of this element in the diet results in beriberi. Water-soluble C prevents scurvy and is called *antiscorbutic v.* It is present in oranges, lemons, limes, and tomatoes. It has been obtained in a crystalline form from the juice of cabbages. The crystals seem to be "phenolic anthracene quinone" and they will prevent the onset of rickets in rats in daily doses of 2 mg. A fourth, *vitamin D*, is reported, which is not present in vegetable oils, but occurs in butter fat and especially in cod-liver oil, whose property is to regulate metabolism of bone. It thus is efficient in preventing or curing rickets and is called *antirachitic v.* A fifth vitamin, *vitamin X* or *vitamin E*, is believed to exist in certain foods, notably the wheat-germ, absence of which from the diet produces sterility. It is also known as *antisterility v.* It is predicted that a vitamin P, or antipellagra vitamin, will be discovered. Cf. *avitaminosis*.

vitapath (vi'tah-path). A vitapathic practitioner.

vitapathic (vi-tah-path'ik). Pertaining to vitapathy.

vitapathy (vi-tap'ath-e) [L. *vi'ta* life + Gr. *πάθος* disease]. A modern system of quack medicine.

vitascope (vi'tas-kōp) [L. *vi'ta* life + Gr. *σκοπεῖν* to view]. An instrument for use in the study of animal movements: it is of some service in diagnosis.

vitascopic (vi-tas-kop'ik). Pertaining to the vitascope.

vitasterol (vi-tah-ste'rol). A name proposed for vitamins which belong to the group of sterols. They are oil soluble, do not contain nitrogen, and are stable to the action of alkalies.

Vitel. Abbreviation for L. *vitel'lus*, yolk.

vitellarium (vi-tel-a're-um). An accessory genital gland found in tapeworms which secretes the yolk or albumin for the fertilized egg. Called also *vitelline gland*.

vitellary (vi'tel-a-re). Pertaining to the vitellus, or yolk.

vitellicle (vi-tel'ik-l) [L. *vitel'lus* yolk]. The yolk-sac.

vitellin (vi-tel'in) [L. *vitel'lus* yolk]. A simple protein resembling a globulin in all respects except that it cannot be precipitated from its solution with sodium chlorid. It includes ordinary vitellin and crystallin. Ordinary vitellin (ovovitellin) is derived from the yolk of eggs, in which it exists in combination with lecithin.

vitelline (vi-tel'ēn) [L. *vitel'lus* yolk]. Resembling or pertaining to the yolk of an egg or ovum.

vitellolutein (vit-el-o-lu'te-in) [L. *vitel'lus* yolk + *lu'teus* yellow]. A yellow pigment obtainable from lutein.

vitellorubin (vit-el-o-ru'bin) [L. *vitel'lus* yolk + *ru'ber* red]. A reddish pigment obtainable from lutein.

vitellose (vi-tel'ōz). A form of proteose derived from vitellin.

vitellus (vi-tel'us) [L.]. The yolk of eggs or of an ovum.

Vi'tex pedunculo'sis. A plant used in India in the treatment of black-water fever.

vitiatin (vit-i'at-in). A compound sometimes occurring in the urine along with creatin and creatinin. It is a homologue of cholin.

vitiation (vish-e-a'shun) [L. *vitia'tio*]. Impairment of efficiency; the perversion of any process so as to render it faulty or ineffective.

vitiliginous (vit-il-ij'en-us). Relating to or affected with vitiligo.

vitiligo (vit-il-i'go), pl. *vitilig'ines* [L.]. A skin disease attended with the formation of smooth, light-colored patches. It occurs in youth and adult life. Called also *piebald skin* and *leukoderma*. **v. cap'itis,** alopecia areata. **Celsius's v.,** alopecia areata. **v. i'ridis,** depigmentation of the iris.

vitiligoidea (vit-il-ig-oid'e-ah). Same as *xanthoma*.

Vitis (vi'tis) [L.]. A genus of plants including various species of grape or grape-vine. **V. carno'sa,** an Asiatic species of grape: in India the seeds and roots are used in medicine. **V. latifo'lia,** an East Indian grape-vine affording detergent, alterative, and soothing medicines. **V. vinif'era,** a species affording most of the more valuable varieties of cultivated and wine-producing grapes.

vitium (vish'e-um), pl. *vit'ia*. [L.]. Fault, defect. **v. conformatio'nis,** malformation. **v. cor'dis,** an organic heart defect. **v. pri'mæ formatio'nis,** antenatal deformity.

vitochemic (vi-to-kem'ik). Organic; pertaining to organic chemistry.

vitodynamic (vi"to-di-nam'ik). Same as *biodynamic*.

vitogen (vi'to-jen). A proprietary antiseptic: used like iodoform.

vitol (vi'tol). Vitamin.

Vit. ov. sol. Abbreviation for L. *vitel'lo o'vi solu'tus*, dissolved in yolk of egg.

vitreocapsulitis (vit"re-o-kap-su-li'tis) [L. *vit'reus* glassy + *cap'sula* capsule + Gr. *-ιτις* inflammation]. Inflammation of the capsule inclosing the vitreous; hyalitis.

vitreodentin (vit"re-o-den'tin) [L. *vit'reus* glassy + *dens* tooth]. An unusually hard and glass-like form of dentin.

vitreous (vit're-us) [L. *vit'reus* glassy]. 1. Glass-like or hyaline. 2. The vitreous body or humor; the semifluid, transparent substance which lies between the retina and the lens of the eye. **fluid v.** See *synchysis scintillans*.

vitreum (vit're-um). The vitreous body of the eye.

vitrina (vit-ri'nah). The vitreous body. **v. au'ris,** endolymph. **v. oc'uli,** the vitreous humor.

vitriol (vit're-ol) [L. *vitri'olum*]. Any crystalline sulphate. **blue v.,** copper sulphate or blue-stone, $CuSO_4$. **elixir of v.,** aromatic sulphuric acid. **green v.,** iron sulphate or copperas, Fe_2SO_4. **oil of v.,** sulphuric acid. **white v.,** zinc sulphate, $ZnSO_4$.

vitriolated (vit're-o-la-ted). Containing vitriol; containing sulphuric acid.

vitropression (vit-ro-presh'un) [L. *vit'rum* glass + *pression*]. Production of anemia of the skin by pressing on it with a slip of glass in order to detect abnormal discolorations of the skin other than that produced by hyperemia.

vitrum (vit'rum). Latin for *glass*.

vitular, vitulary, vituline (vit'u-lar, vit'u-la-re, vit'u-lēn) [L. *vit'ulus* calf]. Pertaining to a calf.

vives (vīvz). Chronic inflammation of the submaxillary glands of the horse.

vividiffusion (viv-e-dif-u'zhun) [L. *vi'vus* alive + *diffusion*]. Removal of diffusible substances from the circulating blood of living animals by dialysis, performed by the continuous passage of the blood from an artery through a system of tubes made of celloidin immersed in saline solution, and its return to a vein, thus yielding by dialysis certain of its constituents to the fluid surrounding the tubes.

viscerimotor (vis″er-im-o′tor) [L. *vis′cus* viscus + *mo′tor* mover]. Conveying motor impulses to a viscus.

viscero-inhibitory (vis″er-o-in-hib′it-or-e). Inhibiting the essential movements of any viscus or organ.

visceromotor (vis″er-o-mo′tor). Concerned in the essential movements of the viscera.

visceroparietal (vis″er-o-par-i′et-al). Pertaining to the viscera and the abdominal wall.

visceroperitoneal (vis″er-o-per-it-o-ne′al). Pertaining to the viscera and the peritoneum.

visceropleural (vis″er-o-plu′ral). Pertaining to the viscera and the pleura.

visceroptosis (vis″er-op-to′sis) [L. *vis′cus* viscus + Gr. *πτῶσις* fall]. Same as *splanchnoptosis*.

viscerosensory (vis″er-o-sen′so-re). Pertaining to sensation in the viscera.

visceroskeletal (vis″er-o-skel′et-al). Pertaining to the visceral skeleton.

viscerosomatic (vis″er-o-so-mat′ik). Pertaining to the viscera and body.

viscerotrophic (vis″er-o-trof′ik). Trophic and dependent upon the viscera.

viscid (vis′id) [L. *vis′cidus*]. Clammy; glutinous or sticky.

viscidity (vis-id′it-e). The quality of being viscid.

viscin (vis′in) [L. *vis′cum* mistletoe]. A glutinous principle obtainable from mistletoe.

viscolan (vis′ko-lan). An ointment-base made from viscin, oils, fats, and resins.

viscometer (vis-kom′et-er). Same as *viscosimete r*.

viscometry (vis-kom′et-re). Same as *viscosimetry*.

viscose (vis′kōs). 1. A glutinous product of the viscous fermentation of dextrose or of invertin. 2. See *viscous*.

viscosimeter (vis-kos-im′et-er). An instrument for estimating the viscosity of the blood.

viscosimetry (vis-ko-sim′et-re). The measurement and study of the viscosity of the blood.

viscosity (vis-kos′it-e). The quality of being viscous.

viscous (vis′kus) [L. *visco′sus*]. Sticky or gummy; viscid.

Viscum (vis′kum) [L.]. A genus of plants. See *mistletoe*. **V. al′bum**, a homeopathic preparation of a European mistletoe.

viscus (vis′kus), pl. *vis′cera* [L.]. Any large interior organ in either of the four great cavities of the body, especially the abdomen.

visibility (vis-ib-il′it-e) [L. *visibil′itas*]. The quality of being visible.

visible (viz′ib-l) [L. *visib′ilis*]. Capable of being seen; perceptible by the sight.

visile (viz′il). Pertaining to vision; recalling most readily impression of vision.

vision (vish′un) [L. *vis′io, vid′ere* to see]. 1. The act or faculty of seeing; sight. 2. An apparition; a subjective appearance as of something seen which does not really exist. 3. Visual acuity; symbol, V. **achromatic v.**, vision marked by complete loss of the color sense; total color-blindness. **binocular v.**, the use of both eyes together without diplopia. **central v.**, that which is performed by the macula lutea. Called also *direct v.* **chromatic v.** Same as *chromatopsia*. **defective v.**, **depraved v.** Same as *dysopia*. **direct v.** See *central v.* **double v.** Same as *diplopia*. **facial v.**, the power of judging of the distance, direction, etc., of objects by the sensation felt in the skin of the face. **half-v.** Same as *hemianopia*. **halo v.** See *iridescent v.* **haploscopic v.**, stereoscopic vision. **indirect v.**, **peripheral v.**, that which is performed by the parts of the retina outside of the macula lutea. **iridescent v.**, vision in which a definite ring is seen surrounding artificial lights, which thus become invested with a colored halo. Called also *halo v.* **multiple v.** Same as *polyopia*. **v. nul**, the existence of scotomas in the field of vision of which the patient is not aware. **v. obscure**, the existence of scotomas in the field of vision of which the patient is conscious. **pseudoscopic v.**, the reverse of stereoscopic vision: vision in which the object appears not as a solid body, but as a hollow one. **rainbow v.** Same as *iridescent v.* **shaft v.**, vision in which the field is narrow, as if the patient were looking through a tube. **solid v.**, **stereoscopic v.**, perception of the relief of objects or of their depth; that in which objects seen appear as solid objects, and not as flat pictures. **word-v.**, the special function of the general visual center.

viskolein (vis-ko′le-in). A proprietary antiseptic and antipyretic.

visual (vizh′u-al) [L. *visua′lis*, from *vid′ere* to see]. Pertaining to vision, or sight.

visualize (vizh′u-al-īz). To make visible.

visuo-auditory (vizh″u-o-aw′dit-or-e). Both visual and auditory; pertaining to the visual and auditory centers, or to sight and hearing.

visuognosis (vis″u-o-gno′sis) [L. *vis′us* sight + Gr. *γνῶσις* knowledge]. The recognition and interpretation of visual impressions.

visuometer (viz-u-om′et-er) [L. *vi′sus* sight + *μέτρον* measure]. An instrument for measuring the range of vision.

visuopsychic (vizh″u-o-si′kik). Visual and psychic; a term applied to that area of the cerebral cortex concerned in the judgment of visual sensations.

visuosensory (vizh″u-o-sen′so-re). Pertaining to the perception of visual impressions.

visvit (vis′vit). A proprietary nutrient preparation for anemia, early tuberculosis, diabetes, etc.

vitafer (vi′taf-er). A proprietary tonic food containing the protein of milk and the glycerophosphates of calcium, magnesium, and sodium.

vitaglass (vi′tah-glas) [L. *vi′ta* life + *glass*]. A quartz-containing glass which transmits the ultraviolet portion of sunlight.

vitagraph (vi′tah-graf). A variety of chronophotograph.

vital (vi′tal) [L. *vita′lis*, from *vi′ta* life]. Pertaining to life.

vitaletiscope (vi-tal-et′is-kōp). A form of chronophotograph.

vitalin (vi′tal-in). A proprietary remedy said to be the same as boroglycerin.

Vitali's test (ve-tal′ēz) [Dioscoride *Vitali*, Italian physician, 1832–1917] See under *tests*.

vitalism (vi′tal-izm) [L. *vi′ta* life]. The opinion that the bodily functions are produced by a distinct principle called the vital force.

vitalist (vi′tal-ist). A believer in vitalism.

vitality (vi-tal′it-e). 1. The life principle. 2. The condition of being alive.

vitalize (vi′tal-īz). To give life to.

vitalizon (vi-ta′liz-on). A tonic preparation of phosphorus, nux vomica, etc.

vitals (vi′talz). The parts and organs necessary to life.

vitamalt (vi′tah-mawlt). A proprietary preparation of malt.

vitamin, vitamine (vi′tam-in) [L. *vi′ta* life + *amin*]. One of a class of substances of unknown composition, existing in minute quantity in natural foods and necessary to normal nutrition and growth, absence of which from the diet produces deficiency diseases, such as beriberi, scurvy, rachitis. There are five types of vitamins: one known as fat-soluble A, another as water-soluble B, a third as water-soluble C, a fourth vitamin D, and a fifth vitamin E or X. The first is concerned

vivification (viv"if-ik-a'shun) [L. *vivifica'tio*, from *vi'vus* living + *fa'cere* to make]. The conversion of lifeless into living protein matter in the process of assimilation.

viviparous (vi-vip'ar-us) [L. *vi'vus* alive + *pa'rere* to bring forth]. Bringing forth young alive; producing living young.

viviperception (viv"e-per-sep'shun) [L. *vi'vus* alive + *perception*]. The study of the vital processes of the living organism.

vivisect (viv'is-ekt) [L. *vi'vum* living + *se'care* to cut] To dissect while yet alive.

vivisection (viv-is-ek'shun) [see *vivisect*]. A dissection of or cutting operation upon a living animal.

vivisectionist (viv"e-sek'shun-ist). One who practises or defends vivisection.

vivisector (viv-is-ek'tor). One who performs vivisection.

vivisectorium (viv-is-ek-to're-um). A place for the performance of vivisection.

vivosphere (vi'vo-sfēr) [L. *vivus* alive + *atmosphere*]. The region between the atmosphere above and the petrosphere below in which life is found most abundantly.

Vleminckx's solution (vlem'inks) [Jean François *Vleminckx*, Belgian physician, 1800–1876]. See *solution*.

V. M. Abbreviation for *volt-meter*.

vocal (vo'kal) [L. *voca'lis*, from *vox* voice]. Pertaining to the voice **v. cords**. See under *larynx*. **v. process**, a process of the arytenoid cartilage for attachment of the vocal cord.

vodka (vod'kah) [Russian]. A variety of whisky made in Russia.

Vogt's angle (fōgt) [Karl *Vogt*, a German naturalist and physiologist, 1817–1895]. See under *angle*.

Vogt's point (fōgt) [Paul Frederick Emmanuel *Vogt*, surgeon in Greifswald, 1847–1885]. See under *point*.

Vogt's syndrome (fōgts) [Cecile *Vogt*, contemporary German neurologist]. See under *syndrome*.

Vogt-Hueter point (fōgt-he'ter) [P. F. E. *Vogt*; Carl *Hueter*]. See *Vogt's point*, under *point*.

voice (vois) [L. *vox* voice]. A sound produced by the speech organs and uttered by the mouth. **amphoric v.** Same as *cavernous v.* **cavernous v.**, a hollow sound heard on auscultation when the patient speaks. It indicates a cavity in the lung or a dilated bronchus. **eunuchoid v.**, a high falsetto voice in a man, resembling that of a eunuch or a woman. **whispered v.**, the transmission of a whisper to the auscultating ear, heard in pulmonary consolidation.

void (void). To cast out as waste matter.

Voigt's lines (voits) [Christian August *Voigt*, Austrian anatomist, 1809–1890]. See *line*.

Voillemier's point (vwal-me-āz') [Léon Clémont *Voillemier*, French urologist]. See *point*.

Voit's nucleus (foits) [Carl von *Voit*, physiologist in Munich, 1831–1908]. See *nucleus*.

voix de polichinelle (vwah"deh-pol-ish-in-el') [Fr. "voice of Punch"]. A variety of egophony.

vola (vo'lah) [L.]. The sole or palm. **v. ma'nus**, the palm of the hand. **v. pe'dis**, the sole of the foot.

volar (vo'lar) [L. *vola'ris*, from *vo'la* palm or sole]. Pertaining to the palm or sole.

volatile (vol'at-il) [L. *vola'tilis*, from *vola're* to fly]. Tending to evaporate rapidly. See *oil*.

volatilization (vol"at-il-iz-a'shun). The conversion into vapor or gas without chemic change.

volatilize (vol'at-il-īz). To convert into vapor.

volatilizer (vol'at-il-i-zer). An apparatus for producing volatilization.

volesan (vol'es-an). A proprietary preparation of heroin, creosote carbonate, camphor, and balsam of tolu.

Volhard's solution (fōl'harts) [J. *Volhard*, German chemist, born 1834]. See under *solution*.

Volhynia fever (vol-hin'e-ah) [*Volhynia*, a department of Russia]. See *trench fever*, under *fever*.

volition (vo-lish'un) [L. *vel'le* to will]. The act or power of willing.

volitional (vo-lish'un-al). Pertaining to the will.

Volkmann's canal, membrane, etc. (fōlk'-mahnz) [Alfred Wilhelm *Volkmann*, German physiologist, 1800–1877]. See *canal, membrane*, etc.

Volkmann's deformity, splint, spoon (fōlk'-mahnz) [Richard von *Volkmann*, German surgeon, 1830–1889]. See under *deformity, splint*, and *spoon*.

volley (vol'e). A rhythmic succession of muscular twitches artificially induced.

volsella (vol-sel'ah) [L.]. A forceps with hooked blades.

volt (vōlt) [after Alessandro *Volta*, Italian physiologist and physicist, 1745–1827]. The unit of electromotive force, being the force necessary to cause one ampere of current to flow against one ohm of resistance.

voltage (vōl'tāj). Electromotive force measured in volts.

voltagramme (vōl'tah-gram). A kind of faradic battery giving a nearly continuous current.

voltaic (vol-ta'ik). Pertaining to voltaism.

voltaism (vol'ta-izm) Same as *galvanism*.

voltaization (vol-ta-iz-a'shun). Continued or discontinuous electrization with a current of relatively large quantity under medium or feeble tension.

voltameter (vol-tam'et-er) [*volt* + Gr. *μέτρον* measure]. An instrument for measuring the voltage of an electric current.

voltammeter (volt-am'e-ter) An instrument for measuring both volts and amperes

voltampere (vōlt-am'pēr). The product of multiplying a volt by a milliampere.

voltmeter (vōlt'me-ter). An instrument for measuring electromotive force in volts.

Voltolini's disease, tube (vol-to-le'nēz) [Frederic Edward Rudolf *Voltolini*, rhinologist and otologist in Breslau, 1819–1889]. See *disease* and *tube*.

volume, atomic. The quotient obtained by dividing the atomic weight of an element by its specific gravity in the solid condition.

volumebolometer (vol"ūm-bo-lom'et-er). See *volumesphygmobolometer*.

volumenometer (vo-lu-men-om'et-er). Same as *volumometer*.

volumesphygmobolometer (vol"ūm-sfig-mo-bo-lom'et-er). Sahli apparatus for measuring the pulse volume. Called also *volumebolometer*.

volumetric (vol-u-met'rik) [*volume* + *metric*]. Pertaining to or accomplished by measurement in volumes. See *analysis* and *solution*.

volumination (vol-u-min-a'shun). The swelling of the bodies of bacteria produced by blood-serum. Normal serum produces a certain amount of swelling, but immune serum produces much more.

volumometer (vol-u-mom'et-er) [*volume* + Gr. *μέτρον* measure]. An instrument for measuring volume or changes in volume.

voluntal (vol'un-tal). Trichlor-ethyl-alcohol-urethane: used as a hypnotic in doses of 0.75 gm.

voluntary (vol'un-ta-re) [L. *volun'tas* will]. Accomplished in accordance with the will.

voluntomotory (vo"lun-to-mo'tor-e) [L. *volun'tas* will + *mo'tor* mover]. Subject to voluntary motor influence.

volupty (vo-lup'te) [L. *volup'tas* pleasure]. Sensual enjoyment.

volute (vo-lūt). Rolled up.

volutin (vo-lu'tin). Chromatin-like bodies found in great abundance in certain species of spirilla, especially *Spirillum volutans*.

volvulosis (vol-vu-lo'sis). Infestation with the worm *Oncocerca volvulus*, which produces cutaneous or subcutaneous fibrous tumors.

volvulus (vol'vu-lus) [L.]. Intestinal obstruction due to a knotting and twisting of the bowel.

vomer (vo'mer) [L. "plowshare"]. The bone which forms the lower and posterior portion of the septum of the nose.

vomerine (vo'mer-in). Of or pertaining to the vomer.

vomerobasilar (vo''mer-o-bas'il-ar). Pertaining to the vomer and to the basilar portion of the cranium.

vomeronasal (vo''mer-o-na'sal). Pertaining to the vomer and the nasal bone.

vomica (vom'ik-ah), pl. *vom'icæ* [L. "abscess"]. 1. The profuse and sudden expectoration of pus and putrescent matter. 2. An abnormal cavity in an organ, especially in the lung, caused by suppuration and the breaking down of tissue.

vomicose (vom'ik-ōs). Full of ulcers; ulcerous.

vomit (vom'it) [L. *vomita're*]. 1. To cast up from the stomach by the mouth. 2. Matter cast up from the stomach; vomited matter. 3. An emetic. **Barcoo v.**, vomiting and nausea, with bulimia, affecting persons in southern Australia. **bilious v.**, vomited matter stained with bile. **black v.**, blackish matter consisting of blood which has been acted upon by the gastric juice, cast up from the stomach in yellow fever and other conditions in which blood collects in the stomach. **bloody v.**, vomit containing blood. **coffee-ground v.**, the bloody vomit of malignant disease of the stomach. It consists of broken-down blood mixed with stomach-contents.

vomiting (vom'it-ing). The forcible expulsion of the contents of the stomach through the mouth. **cyclic v.**, vomiting recurring at irregular intervals. called also *periodic v.* and *recurrent v.* **dry v.**, nausea with attempts at vomiting, but with the ejection of nothing but gas. **fecal v.**, stercoraceous vomiting **hyperacid v.**, gastroxynsis. **hysterical v.**, vomiting accompanying an attack of hysteria. **incoercible v.**, vomiting that cannot be controlled. **periodic v.** See *cyclic v.* **pernicious v.**, vomiting in pregnancy, so severe as to threaten the life of the patient. **v. of pregnancy**, pernicious vomiting. **recurrent v.** See *cyclic v.* **stercoraceous v.**, the vomiting of fecal matter. It is seen in intestinal obstruction, appendicitis, etc.

vomitive (vom'it-iv). Emetic.

vomito negro (vom'it-o na'gro) [Sp.]. Black vomit; also yellow fever.

vomitory (vom'it-or-e). An emetic.

vomiturition (vom''it-u-rish'un). Repeated ineffectual attempts at vomiting; retching.

vomitus (vǫm'it-us) [L.]. Vomiting; also matter vomited. **v. cruen'tus**, bloody vomit. **v. matuti'nus**, the morning vomiting of chronic gastric catarrh.

von Bezold. See *Bezold*.

von Graefe's sign (von gra'fēz) [see *Graefe*]. See under *sign*.

von Haller. See *Haller*.

von Jaksch. See *Jaksch*.

von Langenbeck. See *Langenbeck*.

von Leyden. See *Leyden*.

von Mikulicz. See *Mikulicz*.

von Recklinghausen. See *Recklinghausen*.

von Wahl. See *Wahl*.

vonulo (von'u-lo). A disease of the bronchi occurring in west Africa, and marked by severe pains in the chest, usually under the sternum, and occasionally under the shoulder-blades.

Voorhees's bag (voor'ēz) [James Ditmars *Voorhees*, obstetrician in New York, born 1869]. See under *bag*.

vortex (vor'teks), pl. *vor'tices* [L. "whirl"]. A whorled arrangement of muscle-fibers in the heart. **v. coccyge'us**, the spirally arranged hairs over the region of the coccyx. **v. cor'dis** [B N A]. See *vortex*. **v. len'tis**, one of the spiral figures on the surface of the crystalline lens. **v. pilo'rum** [B N A], any spiral arrangement of hairs.

Vorticella (vor-tis-el'ah). A genus of ciliate protozoans, often found in feces, urine, nasal mucus, etc.

V. o. s. Abbreviation for L. *vitel'lo o'vi solu'tus*, dissolved in yolk of egg.

vosgelin (vos'jel-in). A gelatinous product of the action of the hypochlorites on starch: a substitute for gelatin.

vox (voks), pl. *vo'ces*. Latin for *voice*. **v. choler'ica**, the peculiar suppressed voice of true cholera.

voyeur (voi-yer'). A person who attains sexual gratification by looking at sexual objects.

V. S. An abbreviation for *volumetric solution*.

Vs. Abbreviation for L. *venæsec'tio*, venesection.

v. s. Abbreviation for *vibration seconds*, the unit of measurement of sound waves.

Vs. B. Abbreviation for L. *venæsec'tio bra'chii*, bleeding in the arm.

V. T. An abbreviation for *vacuum tuberculin*. See *tuberculin*.

vuerometer (vu-er-om'et-er) [Fr. *vue* sight + Gr. *μέτρον* measure]. An instrument for measuring the distance of the eyes from each other.

vulcanite (vul'kan-īt). Vulcanized caoutchouc or India-rubber.

vulgaris (vul-ga'ris) [L.]. Ordinary; common.

vulnerability (vul''ner-ab-il'it-e). Susceptibility to injury or to contagion.

vulneral (vul'ner-al). A proprietary antiseptic salve or unguent for wounds and ulcers.

vulnerant (vul'ner-ant). Administering a wound.

vulnerary (vul'ner-a-re) [L. *vulnera'rius*, from *vul'nus* wound]. 1. Pertaining to or healing wounds. 2. An agent that heals wounds. **Thedeu's v.**, vinegar, 240; alcohol, 75; dilute sulphuric acid, 40; honey, 80; distilled water, 30.

vulnerate (vul'ner-āt) [L. *vul'nerare*]. To wound.

vulnus (vul'nus), pl. *vul'nera* [L.]. A wound or trauma.

Vulpian's atrophy, law (vul'pe-anz) [Edme Felix Alfred *Vulpian*, French physician, 1826–1887]. See *atrophy* and *law*.

vulpis fel (vul'pis fel). The bile or gall of the fox; also a homeopathic preparation of the same. **v. he'par**, the liver of the fox; also a homeopathic preparation of the same. **v. pul'mo**, the lung of a fox; also a homeopathic preparation of the same.

vulsella, vulsellum (vul-sel'ah, vul-sel'um) [L.]. Same as *volsella*.

vulva (vul'vah) [L.]. The external part of the organs of generation of the female. **v. cer'ebri**, an opening into the third ventricle of the brain, below the anterior crus of the fornix. **v. clau'sa**, **v. connivens**, a vulva in which the labia majora are plump and closed. **v. hi'ans**, gaping vulva; a vulva in which the labia majora are flaccid and gaping.

vulval, vulvar (vul'val, vul'var). Pertaining to the vulva.

vulvismus (vul-viz'mus). Same as *vaginismus*.

vulvitis (vul-vi'tis) [*vulva* + Gr. *-ιτις* inflammation]. Inflammation of the vulva. **v. blennorrha'gica**, a mucopurulent discharge from the mucous membrane of the vulva, usually resulting

from gonorrheal infection. **diphtheric v.**, **diphtheritic v.**, vulvitis with the formation of a false membrane. **follicular v.**, inflammation of the follicles of the vulva.

vulvocrural (vul-vo-kru'ral). Pertaining to the vulva and the thigh.

vulvo-uterine (vul-vo-u'ter-in). Pertaining to the vulva and uterus.

vulvovaginal (vul-vo-vaj'in-al). Pertaining to the vulva and vagina.

vulvovaginitis (vul''vo-vaj-in-i'tis). Inflammation of the vulva and vagina, or of the vulvovaginal glands.

vuzin (vu'zin) [*Vouziers*, a town in northern France]. A derivative, iso-octyl-hydrocuprein, from the bark of *Remijia cuprea:* used as an antiseptic for wounds.

W

W. Chemical symbol for *tungsten*, L. *wolfra'mium;* also abbreviation for *Wehnelt*, a unit of *x*-ray tube hardness.

wabain (wah-ba'in). A glucosid, $C_{30}H_{46}O_{12}$, from *wa'ba*, or *waba'io*, the root of *Caris'sa schim'peri*, an apocynaceous tree. It is sometimes crystalline and sometimes amorphous: it is a heart stimulant and local anesthetic.

Wachendorf's membrane (vahk'en-dorfs) [Eberhard Jacob *Wachendorf*, German anatomist of the 18th century]. See under *membrane*.

Wachsmuth's mixture (vahks'moots) [Hans *Wachsmuth*, German neurologist, born 1872]. See under *mixture*.

wafer (wa'fer). A thin, double layer of dried paste to inclose a dose of medicine; also a flat vaginal suppository.

wagaga (wah-gag'ah). Periodic lymphangitis and abscess of the spermatic cord and epididymis. It is very common in Fiji, and is due to filariasis.

Wagner's corpuscles (vahg'nerz) [Rudolf *Wagner*, German physiologist, 1805–1864]. See *corpuscle*. **W's spot**, the germinal spot of an ovum.

Wagner's operation (vahg'nerz) [Wilhelm *Wagner*, German surgeon, 1848–1900]. See *operation*.

wagogo (wa-go'go). An African arrow-poison; the concrete juice of a tree of the genus *Euphor'bia:* it much resembles wakamba.

Wagstaffe's fracture (wag'stafz) [William Warwick *Wagstaffe*, English surgeon, 1843–1910]. See under *fracture*.

Wahlkamphia (wahl-kam'fe-ah). See *Vahlkampfia*.

Wahlenbergia (wahl-en-ber'je-ah). A genus of campanulaceous plants. *W. graminifo'ra*, of Europe, is said to be good in epilepsy; *W. linarioi'des*, of Chili, is used in colic.

Wahl's sign (vahlz') [Eduard von *Wahl*, German surgeon, 1833–1890]. See under *sign*.

wahoo (wa-hoo'). Same as *Euonymus atropurpureus*.

waist (wāst). That part of the body between the thorax and the hips.

wakamba (wa-kam'bah). An African arrow-poison.

wake-robin. Trillium.

Walcher's position (vahl'kerz) [Gustav Adolf *Walcher*, gynecologist in Stuttgart, born 1856]. See under *position*.

Waldeyer's glands, sulcus, etc. (vahl'di-erz) [Wilhelm *von Waldeyer*, anatomist in Berlin, 1836–1921]. See *gland, sulcus*, etc.

walk (wawk). See *gait*. **camel's w.** See *dromedary gait*, under *gait*. **kangaroo w.**, walking on all fours with the palms of the hands on the floor and the knees held as stiffly as possible; employed in the management of puerperal retroversions of the uterus.

wall (wawl). A parietal portion, as of the chest, abdomen or uterus; a paries **cavity w.**, the wall which surrounds a cavity in a tooth. **germinal w.**, a ring-like thickening around the germinal disk consisting of the formative substance of the yolk. **parietal w.**, the outer or upper layer of the blastoderm, consisting of the epiblast and outer layer of the mesoblast. **periotic w.**, the wall of the otic vesicle. **splanchnic w.**, the inner layer of the blastoderm, composed of the hypoblast and the inner layer of the mesoblast. **subpulpal w.**, the bottom or floor of the pulp chamber. **tubal w.**, the anterior wall of the tympanum.

wallerian degeneration (wol-e're-an) [Augustus Volney *Waller*, English physician, 1816–1870]. See *degeneration*. **w. law.** See *law*.

wall-eye (wawl'i). Leukoma of the cornea; also divergent strabismus.

walnut (wal'nut). Any tree or species of the genus *Jug'lans:* also its fruit. **black w.**, the tree *Jug'lans ni'gra:* the leaves are alterative and vermifuge. **English w., European w.**, the tree *Jug'lans re'gia:* its leaves are astringent. **white w.**, the tree *Jug'lans cine'rea*, or butternut (*q. v.*).

Waltheria (wal-the're-ah). A genus of sterculiaceous trees of both hemispheres. Several species have medicinal properties.

Walther's duct, ligament, etc. (vahl'terz) [August Friedrich *Walther*, German anatomist, 1688–1746]. See *duct, ligament*.

wander-cell (won'der-sel). Same as *wandering cell*.

wandering (won'der-ing). Moving about freely; abnormally movable; too loosely attached. **w. cell**, a leukocyte. **w. rash**, geographic tongue. See *tongue*.

wanklynize (wonk'lin-īz). To treat with Wanklyn's test, as in testing bread for alum.

war edema. See under *edema*.

waras, warras (wahr'as) [Indian]. A purplish powder derived from the seed-pods of *Flemin'gia grahamia'na*, a shrub of Africa and southern Asia: used as a stain; also good against tapeworm and useful in skin diseases. Dose, 1–5 dr. (4–20 gm.); of tincture, 1 fl.oz. (30 c.c.).

warbles (war'bles). See *Hypoderma*.

Warburg's tincture (wahr'bergz) [Carl *Warburg*, Austrian physician, 19th century]. See *tincture*.

ward (ward). A large room in a hospital. **isolation w.**, a hospital ward for the isolation of persons suspected of being affected with an infectious disease. **probationary w.**, a ward of a hospital where patients are kept until it is ascertained whether or not they have a contagious disease. **psychopathic w.**, a ward in a general hospital for temporary reception of insane patients.

Wardrop's disease, operation (war'drops) [James *Wardrop*, English surgeon, 1782–1869]. See *disease* and *operation*.

Ward's paste (wardz) [Nathaniel Bagshaw *Ward*, London surgeon, born 1868]. Confection of black pepper.

warming plaster (warm'ing). See *plaster*.

warping (war'ping). Contagious abortion.

warras (wahr'as). See *waras*.

Warren's fat-columns (war'enz) [John Collins *Warren*, Boston surgeon, 1778–1856]. See *fat-columns*, under *column*.

wart (wart) [L. *verru'ca*]. An elevation of the skin, more rarely of the mucous membrane, formed by hypertrophy of the papillæ. See also *verruca*. **anatomic w.** Same as *dissection tubercle*. See *tubercle*. **fig-w.**, **moist w.**, **pointed w.** See *venereal w.* **fugitive w.**, a form seen on the hands of young persons and generally not persistent. **necrogenic w.**, verruca necrogenica. **Peruvian w.** See *verruca peruana*. **postmortem w.** Same as *verruca necrogenica*. See *tubercle* **soot-w.**, chimney-sweeps' cancer (or epithelioma) of the scrotum. **telangiectatic w.** See *angiokeratoma*. **tuberculous w.**, tuberculosis of the skin leading to the development of warts, chiefly upon the hands, and occurring principally in childhood. **venereal w.**, a reddish, pointed elevation growing upon the genitals or the anus, and caused by infection from the secretions of the parts around it. It is usually moist, and is also known as *moist w.*, *pointed w.*, *fig-w*, *verruca acuminata*, and *pointed condyloma*. **vitreous w.**, any one of a set of small, roundish, transparent masses on the posterior surface of the cornea, near the border of Descemet's membrane.

warty (war'te). Covered with warts; resembling warts.

wash (wash). A lotion. **black w.** (*lo'tio ni'gra*), a lotion of calomel, 64 gr., and lime-water (*li'quor cal'cis*), 16 fl.oz.: used in treating syphilitic sores. **red w.**, a weak solution of zinc sulphate containing compound tincture of lavendar. **yellow w.** (*lo'tio fla'va*), mercuric bichlorid (corrosive sublimate), 24 gr., in lime-water (*li'quor cal'cis*), 6 fl.oz.

wash-bottle. 1. A bottle having two tubes through the cork, and so arranged that blowing into one will force a stream of water from the other: used in washing chemic materials. 2. A bottle containing some washing fluid, through which gases are passed for the purpose of freeing them from impurities.

wash-leather skin. See *skin*.

washerwomen's itch (wash-er-wum'enz). See *itch*.

washing-soda (wash'ing). See *sodium carbonate*.

Wasielewskia (was-e-el-ew'ske-ah). A form of amebæ which acquire and lose flagella. *W. gru'beri* has been obtained in cultures from diarrheic stools.

Waskia (was'ke-ah). A name for the genus *Embadomonas*.

wasp (wosp) [L. *ves'pa*]. Any stinging hymenopterous insect of the family *Ves'pidæ*, of which the genus *Ves'pa* is the type. Wasp-venom is employed in homeopathic practice. See *Vespa*.

Wassermann's reaction or **test** (vas'er-mahnz) [August Paul von *Wassermann*, bacteriologist in Berlin, 1866–1925]. See under *reaction* and *tests*.

Wassermann-fast. Showing a positive Wassermann reaction despite antisyphilitic treatment.

waste (wāst). 1. Gradual loss, decay, or diminution of bulk. 2. Useless and effete material, unfit for further use within the organism. 3. To pine away or dwindle. **phonetic w. of the breath**, a too rapid expiratory act, due to paralysis of a lateral crico-arytenoid muscle.

waster (wās'ter). An ox or cow affected with tuberculosis.

wasting palsy (wās'ting). Progressive muscular atrophy. See *atrophy*.

watchmakers' cramp (watsh'ma-kerz). See *cramp*.

water (wah'ter). 1. A tasteless, inodorous liquid, $(H_2O)n$, present in all organic tissues and in many other substances. It freezes at 32° F. (0° C.) and boils at 212° F. (100° C.), and is used as the standard of specific gravity and of specific heat. 2. An aqueous pharmaceutic preparation. See *aqua*. **acidulous w.**, a water containing carbonic acid in solution. **ærated w.**, water containing any gas in solution. **Æsculap w.**, a saline aperient water from a spring in Kelenfold, Budapest. **alkaline w.**, a water containing bicarbonate of lithium, calcium, sodium, or potassium. **Apenta w.**, a natural aperient water from springs near Budapest, in Hungary. **Apollinaris w.**, an effervescent table-water from Germany. It contains sodium carbonate and carbonic acid. **Arabella w.**, a saline aperient water containing magnesium sulphate and sodium sulphate. **artificial sea w.**, sodium chlorid, 7 gm.; magnesium chlorid, 1 gm.; magnesium sulphate, 0.4 gm.; potassium sulphate, 0.25 gm.; calcium chlorid, 0.1 gm.; potassium nitrate, 0.25 gm.; calcium sulphate, 0.25 gm.; and peptone, 2.5 gm., in water, 250 c.c. Filter and sterilize as a bacteriologic culture-medium. **w. on the brain**, hydrocephalus. **calcic w.**, a water containing calcium salts. **capillary w.**, the water contained in the soil above the water table of the ground water. **Carbana w.**, a purgative and alterative natural water. **carbolic acid w.** See *aqua phenolata*. **carbonated w.**, **carbonic w.**, water which has been charged with carbon dioxid. **Carlsbad w.**, a saline water from springs at Carlsbad in Bohemia: used in affections of the stomach, intestines, and liver, in gout, diabetes, etc. **chalybeate w.**, a water containing iron salts. **w. on the chest**, hydrothorax. **chloroformated w.**, a saturated aqueous solution of chloroform. **cologne w.**, a solution of various fragrant oils, such as bergamot, orange flower, lemon, lavender, and rosemary in alcohol to which acetic ether is added. Called also *eau de cologne* and *spiritus odoratus*. **Contrexéville w.**, an alkaline water from the Vosges in France. It contains free carbonic acid gas. **w. of crystallization**, that which is an ingredient of many salts, imparting to them a crystalline form. **distilled w.**, water purified by distillation. **Dunham's peptone w.** See *peptone water*, under *culture-medium*. **emanation w.**, water rendered radio-active by contact with a radio-active substance. **w.-equivalent**, a number representing the specific heat of a quantity of water equal in weight to the body of an animal. It is the number produced by multiplying the weight of the animal by its specific heat. **fish w.**, an extract of fish used in preparing certain bacteriologic culture-media; fish flesh (herring, mackerel, or cod), 500 gm.; sodium chlorid, 26.5 gm.; potassium chlorid, 0.75 gm., and magnesium chlorid, 3.25 gm., in water, 500 c.c. Raise slowly to the boiling-point, filter, and sterilize. **Florida w.**, a perfume made from 4 oz. of oil of bergamot, 2 oz. of compound tincture of benzoin, and 1 oz. of alcohol. **Franz-Josef w.**, a saline aperient water from a spring in Hungary, useful in constipation, hepatic congestion, and duodenal catarrh. **Friedrichshall w.**, a saline aperient water containing, besides magnesium and sodium sulphates, magnesium and sodium chlorids. **w.-glass**, a solution of sodium silicate. **ground w.**, the water which lies in the depth of soils being carried along under ground over impervious strata. The upper border of the ground water is known as the water table. **hard w.**, water that contains salts of calcium or magnesium, which resist the action of soap, so that it does not readily form lather. **Hiss's serum dextrose w.** See *serum dextrose water*. **Hunyadi János w.** [after *Hunyadi János*, or John Corvinus (died 1456)], a purgative saline water from springs in Hungary. **Javel w.**, a solution of potassium hypochlorite. **Johannis w.**, a table-water from Zollhaus station in Germany. **Kissingen w.**, a saline laxative and tonic water from Kissingen, in Bavaria. **La Bourboule w.**, a mildly arsenical water from France: used in cachexia, anemia, and chlorosis. **lead w.**, liquor plumbi subacetatis dilutus. **Levico w.**, an arsenical

water from a spring near Triest in South Tyrol. Dose, a tablespoonful, gradually increased. **Marienbad w.**, a mildly laxative water from the springs of Marienbad. **mineral w.**, a water containing mineral salts in solution in sufficient quantity to give it special properties and taste. **Pasteur's yeast w.** See *yeast water*. **peptone w.** See *peptone water*, under *culture-medium*. **phenolated w.** See *aqua phenolata*. **potable w.**, water that is fit to drink. **Pullna w.**, a bitter aperient water from Bohemia. **Rubinat w.**, a Spanish mineral water containing sodium sulphate and small amounts of potassium, calcium, and magnesium sulphates. It has aperient properties. **St. Galmier w.**, a natural table-water from the Province of Loire, France. **saline w.**, a water which contains neutral salts. **Schwalbach w.**, a chalybeate water, used in anemia. **Selters w., seltzer w.**, an effervescent mineral water occurring in springs at Selters in Prussia. It contains sodium carbonate, sodium chlorid, and certain sulphates. An artificial preparation resembling the natural water is made. **serum w.**, a mixture of 1 part of blood-serum and 3 parts of distilled water: used in preparing bacteriologic culture-media. **serum dextrose w.**, serum water containing 1 per cent. of dextrose and 5 per cent. of litmus solution. **soft w.**, water that contains little or no mineral matter. **toast-w.**, water in which toasted bread has been soaked: used as a drink for patients suffering with fever. **Vichy w.**, a mineral water from Vichy, in France: a diuretic useful in rheumatism, diabetes, and chronic gastro-enteritis and hepatic disorders. **yeast w.**, a nutritive fluid made by boiling 75 gm. of compressed yeast in 1 liter of water.

water-bath. An apparatus for heating a substance in a vessel which is held in another vessel containing water.

water-bed. A rubber mattress filled with water.

water-bite. See *trench foot*, under *foot*.

water-borne. Propagated by contaminated drinking-water. said of diseases.

water-brain. A disease of sheep marked by staggering.

water-brash. Pyrosis.

water-braxy. Intestinal inflammation in sheep, with hemorrhage into the peritoneal cavity

water-choke. Laryngeal spasm caused by fluid entering between the true and false vocal cords.

water-cure. Hydrotherapy.

water-farcy. Inflammation of the lymphatics of a horse's leg

water-glass. See under *glass*.

water-gurgle test. See under *tests*.

water-hammer pulse. See under *pulse*.

water-soluble B. One of two classes of vitamins contained in food and concerned in inducing growth. See *vitamin*

water-wheel murmur. See *bruit de moulin*.

waters (wah'terz). A popular name for the liquor amnii.

Watkins' operation (wat'kinz) [Thomas James *Watkins*, gynecologist in Chicago, 1863–1925]. See *operation*.

Watso'nius watso'ni. A pear-shaped nematode found in a case of diarrhea in Africa. Called also *Amphistoma watsoni*.

watt (wot) [after James *Watt*, 1736–1819]. The unit of electric activity; the amount of pressure developed by one volt of potential with one ampere of current.

wattmeter (wot'me-ter). An instrument for measuring electric activity in watts.

wave (wāv). A uniformly advancing disturbance in which the parts moved undergo a double oscillation. **anacrotic w., anadicrotic w.**, a sphygmographic wave showing a double indentation on the ascending wave. **arterial w.**, a wave in the phlebogram of the jugular vein, due to a shock transmitted to the vein by a pulsation of the carotid artery. **catacrotic w., catadicrotic w.**, a pulse wave showing a double expansion on the down stroke of the sphygmogram. **contraction w.**, the wave of progression of the contraction in a muscle from the point of stimulation; also the graphic representation of a contracting muscle. **dicrotic w.** 1. The second or smaller ascending wave in the descending line of the sphygmogram. 2. Same as *recoil-w*. **electromagnetic w's**, the entire series of ethereal waves which are similar in character, and which move with the velocity of light, but which vary enormously in wave-length. The unbroken series is known from the hertzian waves used in radio transmission which may be miles in length (one mile equals 1.6×10^{-5} cm) through heat and light, the ultraviolet, Roentgen rays, and the gamma rays of radium to the cosmic rays of Millikan, the wave-length of which may be as short as 0.0004 of an Angström unit (4×10^{-12} cm.). **Erb's w's**, undulations in a muscle stimulated by a moderately powerful constant current sometimes seen in myotonia congenita. **excitation w.**, an electric wave flowing from a muscle just previous to its contraction. **hertzian w's**, electromagnetic waves resembling light-waves, but having greater wave-length; they are used in wireless telegraphy. **w.-length**, the distance between consecutive corresponding points in a monofrequent wave train. **light-w's**, the waves in the ether which produce sensations in the retina. See *light*. **longitudinal w.**, one in which the oscillatory motion is parallel to the direction of propagation of the wave. **menstrual w.**, the pelvic congestion preceding the appearance of the menses, culminating in the flow, and gradually passing away after the cessation of the flow. **w. number.** See under *number*. **oscillation w.**, a secondary pulse wave due to the inertia of the vessel wall. **outflow remainder w., peridicrotic w.** Same as *overflow-w*. **overflow-w.**, the part of the descending line of the sphygmographic wave which intervenes between the apex and the dicrotic wave, and corresponds to the overflow of the ventricles. **P w.**, the first upward deflection in the electrocardiogram. See *electrocardiogram*. **papillary w., percussion w.**, the chief ascending wave of a sphygmographic tracing **phrenic w.** See *diaphragm phenomenon*, under *phenomenon*. **predicrotic w.**, a small rise in the pulse wave preceding the dicrotic wave. **pulse w.**, the elevation of the pulse felt by the finger or shown graphically in the curve recorded by the sphygmograph. **Q w.**, the upward wave in the electrocardiogram representing the contraction of the ventricles. See *electrocardiogram*. **recoil-w.**, the second of the two principal waves of a dicrotic pulse, due to the reflected impulse of the closure of the aortic valves. **respiratory w.**, a wave in the curve of blood-pressure, rising during inspiration and falling during expiration. **Stephenson w.** Same as *menstrual w*. So called from its discoverer, William *Stephenson*. **stimulus w.**, the wave which passes along a muscle as a result of a stimulus applied at a certain point. **w.-theory**, the theory that light, heat, and electricity are due to vibrations in a hypothetic substance—the ether—which pervades all space and penetrates all substances. Called also *undulatory theory*. **tidal w.**, the sphygmographic wave next after the percussion-wave; the second elevation of the sphygmographic tracing between the percussion wave and the dicrotic elevation. It is believed to be caused by the afflux of blood in systole. **transverse w.**, one in which the oscillatory motion is perpendicular to the direction of propagation of the wave. **Traube-Hering w's**, rhythmic rises and falls in the arterial pressure, due to rhythmic activity of the vasoconstrictor center. **tricrotic w.**, a third wave in the sphygmographic curve in addition to

the tidal and dicrotic waves, occurring during systole. **vasomotor w.**, a fluctuation in the quantity of blood supplied to some part. **ventricular w.**, the part of the tracing of the venous pulse between the auricular and ventricular depressions.

wavy respiration (wa've). See *respiration*.

wax (waks) [L. *ce'ra*]. Any one of a series of plastic substances deposited by insects or obtained from plants. They are esters of various fatty acids with higher, usually monohydric alcohols. The wax of pharmacy is principally *beeswax*, the material of which honey-comb is made. It consists chiefly of cerin and myricin. It is used in making ointments, cerates, etc. In its natural state it is yellow (*yellow w.*), but in bleaching it becomes white (*white w.*). See *cera*. **bayberry w.** See *bayberry tallow*. **bone-w.** See *Mosetig-Moorhof bone-w.* **carnauba w.**, a wax largely obtained from *Copernic'ia cerif'era*, a palm of South America. **Chinese w.**, a hard white wax of insect origin, procured from *Frax'nius chinen'sis*, a tree of China; also a similar wax from *Ligus'trum mad'ra*. **ear-w.** See *cerumen*. **earth w.** See *ceresin*. **grave w.** See *adipocere*. **Horsley's w.**, a mixture of wax, oil, and carbolic acid: used for stopping small bone cavities and for controlling bleeding from them. **Japan w.**, a wax from the fruit of *Myri'ca cerif'era* and other species of the same genus. **Mosetig-Moorhof bone-w.**, a preparation for filling sterile bone cavities. It consists of equal parts of spermaceti and oil of sesame, which are sterilized in a water-bath. To 60 parts of this is added 40 parts of iodoform. **myrtle w.** See *bayberry tallow*. **ocuba w.**, a wax obtained from *Myris'tica oc'uba*, a South American tree. **palm-w.** Same as *carnauba w.*; also a wax from *Cerox'ylon andic'ola*, a South American palm. **vegetable w.**, a waxy substance resembling beeswax, derived from various vegetable sources.

waxy (waks'e). Resembling wax. See *cast, degeneration, kidney, liver*, etc.

wean (wēn). To cause an infant to cease from taking food by sucking, and to take it in the ordinary way.

weavers' bottom (we'verz). Chronic inflammation of a bursa on the tuberosity of the ischium, caused by pressure: sometimes occurring in weavers.

weazand (we'zand). The trachea or wind-pipe.

webbed fingers, toes (webd). See *finger, toe*. **w. penis**. See *penis palmatus*.

weber (web'er). Same as *coulomb*.

Weber's corpuscles, glands, organ (va'berz) [Moritz Ignatz *Weber*, German anatomist, 1795–1875]. See *corpuscle, gland*, and *organ*.

Weber's douche (va'berz) [Theodor *Weber*, German physician, 1829–1914]. A nasal douche.

Weber's experiment, law, paradox, syndrome, test (web'erz) [Ernst Heinrich *Weber*, German anatomist and physiologist, 1795–1878]. See the nouns.

Weber's test (va'berz) [Friedrich Eugen *Weber*, German otologist, 1832–1891]. See under *tests*.

Webster's operation (web'sterz) [John Clarence *Webster*, gynecologist in Chicago, born 1863]. See *operation*

Webster's test (web'sterz) [John *Webster*, London chemist, 1878–1927]. See under *tests*.

weed. 1. An unsightly or useless plant. 2. Lymphangitis of animals. **puke w.** Lobelia. **smart w.** Polygonum hydropiper. **squaw w.**, Eupatorium urticæfolium.

Weeks's bacillus (weeks) [John Elmer *Weeks*, New York ophthalmologist, born 1853]. Koch-Weeks bacillus. See *bacillus*.

weeping eczema (we'ping). See *eczema*. **w. sinew.** See *ganglion* (2d def.).

W. E. F. Abbreviation for *war emergency formula*, designating alternative formulæ for British Phar. preparations containing glycerin and sugar.

Wegner's disease, sign (wig'nerz) [Fredericus Rudolphus Georgius *Wegner*, German pathologist, born 1843]. See *disease* and *sign*.

Weichardt's antikenotoxin (vi'kardts) [Wolfgang *Weichardt*, German pathologist]. See *antikenotoxin*.

Weichselbaum's coccus (vīk'sel-bowmz) [Anton *Weichselbaum*, Austrian pathologist, 1845–1920]. The Diplococcus intracellularis.

Weidel's test (vi'delz). See under *tests*.

Weigert's method or **stain** (wi'gertz) [Karl *Weigert*, German pathologist, 1843–1904]. See *stains, table of*.

weight (wāt). Heaviness; the degree to which a body is drawn toward the earth by gravity. **atomic w.**, the weight of an atom of a substance as compared with the weight of an atom of oxygen which is taken as 16. **combining w.**, the relative weight, compared with that of hydrogen (which is considered as 1), of an element that enters into combination with other elements. **molecular w.**, the weight of a molecule of a substance as compared with that of hydrogen.

weights and measures. See *table*, pp 1330–1337.

Weil's disease, syndrome (wīlz) [Adolf *Weil*, physician in Wiesbaden, 1848–1916]. See under *disease* and *syndrome*.

Weil's test (wīlz) [Richard *Weil*, New York physician, 1876–1917]. See under *tests*.

Weil-Felix bacillus, reaction (vīl-fa'lix) [Edmund *Weil*, German physician in Prague, 1880–1922; Arthur *Felix*, Prague bacteriologist, born 1887]. See under *bacillus* and *reaction*.

Weill's sign (vēlz) [Edmund *Weill*, French pediatrist, 1859-1925]. See under *sign*.

Weinmannia (wīn-man'e-ah). A genus of saxifragaceous plants with an astringent medicinal bark.

Weinstein's test (wīn'stīnz) [Julius William *Weinstein*, contemporary physician in New York]. The tryptophan test. See under *tests*.

Weir Mitchell treatment (wēr-mit'shel) [see *Mitchell*]. See *treatment*.

Weir's operation (wērz) [Robert Fulton *Weir*, New York surgeon, 1838–1927]. Appendicostomy.

Weisbach's angle (vīs'bahks) [Albin *Weisbach*, Austrian anthropologist of 19th century]. See under *angle*.

weismannism (wīs'man-izm) [August *Weismann*, German biologist, 1834–1914]. The doctrine of the non-inheritance of acquired characters.

Weiss's reflex, sign (vīs) [Nathan *Weiss*, physician in Vienna]. See *reflex* and *sign*.

Weiss's stain (vīs'ez) [Leonhard *Weiss*, contemporary German physician]. See *stain*.

Weissmann's bundle (wīs'mahnz). See under *bundle*.

Weisz's test (vīs' ez) [Moriz-*Weisz*, contemporary German physician]. See *Moriz-Weisz test*, under *tests*.

Weitbrecht's cartilage, foramen, ligament, etc. (vīt'brekt) [Josias *Weitbrecht*, German anatomist in St. Petersburg, 1702–1747]. See *cartilage, foramen, ligament*, etc.

Welander's treatment, ulcer (va'lan-derz) [Edvard Wilhelm *Welander*, physician in Stockholm, 1840–1917]. See under *treatment* and *ulcer*.

Welch's bacillus, stain (welsh-ez) [William Henry *Welch*, pathologist in Baltimore, born 1850]. See *bacillus* and *stain*.

Wells's facies (welz) [Sir Thomas Spencer *Wells*, an English gynecologist, 1818–1897]. See under *facies*.

weltmerism (welt'mer-izm) [named from Sidney A. *Weltmer*]. A system of suggestive treatment aiming to bring the body and mind into harmony.

wen (wen). A sebaceous cyst.

TABLES OF WEIGHTS AND MEASURES

MEASURES OF MASS

AVOIRDUPOIS WEIGHT

Grains.	Drams.	Ounces.	Pounds.	Metric equivalents, grams
1.	0.0366	0.0023	0.00014	0.0647989
27.34	1	0.0625	0 0039	1.772
437.5	16	1	0.0625	28.350
7000	256	16	1	453 5924277

APOTHECARIES' WEIGHT

Grains.	Scruples.	Drams.	Ounces.	Pounds.	Metric equivalents, grams.
1	0 05	0.0167	0 0021	0 00017	0 0647989
20	1	0.333	0 042	0 0035	1.296
60	3	1	0 125	0 0104	3 888
480	24	8	1	0.0833	31 103
5760	288	96	12	1	373.24177

METRIC WEIGHT

Microgram.	Milligram.	Centigram.	Decigram.	Gram.	Decagram.	Hectogram.	Kilogram.	Metric ton.	Equivalents	
									Avoirdupois	Apothecaries.
1	..	...	...	.	..	.		...	0 000015 grains	
10^3	1	...	...	. .	. .	.	.	...	0 015432 grains	
10^4	10	1	...	...	...	...	...	...	0 154323 grains	
10^5	100	10	1		.	...	...	..	1.543235 grains	
10^6	1000	100	10	1	...		..		15 432356 grains	
10^7	10^4	1000	100	10	1	.	. .	...	5 6438 dr.	7 7162 scr.
10^8	10^5	10^4	1000	100	10	1	. .	...	3 527 oz.	3.215 oz.
10^9	10^6	10^5	10^4	1000	100	10	1	...	2.2046 lb.	2 6792 lb.
10^{12}	10^9	10^8	10^7	10^6	10^5	10^4	1000	1	2204 6223 lb.	2679 2285 lb.

TROY WEIGHT

Grains.	Pennyweights.	Ounces.	Pounds.	Metric equivalents, grams.
1	0.042	0 002	0.00017	0 0647989
24	1	0.05	0 0042	1.555
480	20	1	0 083	31 103
5760	240	2	1	373.24177

MEASURES OF CAPACITY

APOTHECARIES' (WINE) MEASURE

Minims.	Fluidrams.	Fluidounces.	Gills.	Pints.	Quarts.	Gallons.	Equivalents.		
							Cubic inches.	Milliliters.	Cubic centimeters.
1	0 0166	0.002	0 0005	0.00013	...	..	0.00376	0.06161	0.06161
60	1	0.125	0.0312	0.0078	0 0030	..	0.22558	3.6966	3.6967
480	8	1	0.25	0 0625	0.0312	0 0078	1 80468	29.5729	29.5737
1920	32	4	1	0.25	0.125	0.0312	7.21875	118.2915	118.2948
7680	128	16	4	1	0.5	0.125	28 875	473.167	473.179
15360	256	32	8	2	1	0.25	57.75	946.333	946.358
61440	1024	128	32	8	4	1	231	3785.332	3785.434

DRY MEASURE

Pints.	Quarts.	Gallons.	Pecks.	Bushels.	Equivalents.	
					Cubic inches.	Metric.
1	0 5	0.125	0 0625	0.0156	33.600	550.599 milliliters
2	1	0 25	0.125	0.031	67.201	1.101198 liters
8	4	1	0.5	0.125	268 803	4.40479 liters
16	8	2	1	0.25	537.605	8 80958 liters
64	32	8	4	1	2150.42	35.23833 liters

METRIC MEASURES OF CAPACITY

Micro-liter.	Milli-liter.	Centi-liter.	Deci-liter.	Liter.	Deka-liter	Hecto-liter.	Kilo-liter.	Myria-liter.	Equivalents.	
									Apothecaries' fluid.	Dry.
1	...	..	..	...	...	...	...	...	0 01623108 min.	
10^2	1	...	..	...	.	...	...	...	16 23 min	0.0018 pt.
10^4	10	1	.	..	...	...	...	...	2 7 fl oz	0 018 pt.
10^5	100	10	1		...	...	...	...	3 38 fl.oz	0 1816 pt.
10^6	10^3	100	10	1	...	..	...	...	2 11 pts	1 816 pts.
10^7	10^4	10^3	100	10	1	...	...	...	2 64 gal.	1 135 pks.
10^8	10^5	10^4	10^3	100	10	1	..	.	26.418 gals	2 8378 bu.
10^9	10^6	10^5	10^4	10^3	100	10	1	..	264 18 gals	28 3782 bu.
10^{10}	10^7	10^6	10^5	10^4	10^3	100	10	1	2641 8 gals.	283 782 bu.

1 liter = 2 113363738 pints (Apothecaries).

IMPERIAL MEASURE

Minims.	Fluidrams.	Fluidounces	Pints	Gallons.	Metric equivalents, milliliters.
1	0 0166	0 0024	0 000104	0 000013	0.05919
60	1	0 125	0 00625	0 00078	3 5515
480	8	1	0 05	0.00625	28 4123
9000	160	20	1	0.125	568 2454
76800	1280	160	8	1	4545.9631

TABLE FOR CONVERTING IMPERIAL INTO APOTHECARIES' MEASURE

Imperial measure.	Apothecaries' measure						Metric equivalents, milliliters.
		Gallons.	Pints	Fluid-ounces.	Fluid-drams.	Minims.	
1 minim	.. . .	.	..	...		0 96	0.5919
1 fl dr.	0 96 fl.dr. or	...	...	...	. .	57.6	3.5515
1 fl oz.	0.96 fl.oz. or	...	...	...	7	41.2	28.4123
1 pint	1.04 pints or	. .	1	3	1	43.2	568.2454
1 gallon	1 04 gallons or	1	1	9	5	47 5	4545 9631

TABLE FOR CONVERTING APOTHECARIES' INTO IMPERIAL MEASURE

Apothe-caries' measure.	Imperial measure.						Metric equivalents, milliliters.
		Pints.	Fluid-ounces.	Fluid-drams.	Minims.		
1 minim	. ...	...	..	..	1.04	...	0.06161
1 fl.dr.	1.04 fl.dr. or	...	...	1	2 45	...	3.6966
1 fl.oz.	1.04 fl.oz. or	...	1	0	19.6	...	29.5729
1 pint	0.833 pints or	...	16	5	15 4	...	473.166
1 gallon	0 833 gallons or	6	13	1	5 0		3785.332

EQUIVALENTS OF WEIGHTS AND MEASURES

(Water in vacuo at 0° C.). Modified from U. S. P. X.

Weights.					Metric equivalents. Grams or milliliters.	Measures.			
Grains.	Apothecaries. Ounces	Grains.	Avoirdupois. Ounces.	Grains.		Fluid-ounces.	Minims.	Fluid-ounces.	Minims.
15432.4	32	72.4	35	119.9	**1000**	33	391.1	33.815	16231.1
15360.0	**32**	....	35	47.5	995.311	33	314.9	33.656	16154.9
15312.5	31	432 5	**35**	.	992 250	33	265 3	33.552	16105.3
15060.5	31	180 5	34	185.5	975 906	**33**	..	33.	15840.0
15046 5	31	166 5	34	171 5	**975**	32	465 3	32 969	15825 3
14880 0	**31**	....	34	5 0	964 208	32	290.1	32.604	15650 1
14975 0	30	475 0	**34**	.	963 900	32	285.0	32.504	15645 1
14660 7	30	260.7	33	223.2	**950**	32	59 5	32 124	15419 5
14604.1	30	204.1	33	166 6	946.333	**32**	....	32.	15360 0
14437 5	30	37.5	**33**	..	935 550	31	304 9	31 635	15184 9
14400 0	**30**	. ..	32	400.0	933 104	31	265 2	31 553	15145 2
14274.9	29	354.9	32	274 9	**925**	31	133 7	31 279	15013 7
14147.8	29	227.8	32	147 8	916 760	**31**	....	31	14880 0
14000 0	29	80.0	**32**	.	907 185	30	324 6	30 676	14724.6
13920 0	**29**	....	31	357 5	902 001	30	240 4	30 501	14640 4
13889 1	28	449.1	31	326 6	**900**	30	207 9	30 433	14607 9
13691 4	28	251.4	31	128 9	887 187	**30**	...	30.	14400.0
13562.5	28	122.5	**31**	.	878 835	29	344 4	29 718	14204.4
13503 3	28	63.3	30	378 3	**875**	29	282 2	29 588	14202 2
13440 0	**28**	...	30	315 0	870 897	29	215 6	29 449	14135 6
13235.0	27	275.0	30	110.0	857 614	**29**	.	29	13920.0
13125 0	27	165.0	**30**		850 486	28	364 3	28 759	13804 3
13117 5	27	157.5	29	430 0	**850**	28	356 4	28 742	13796 4
12960 0	**27**	....	29	272 5	839 794	28	190 8	28 397	13630.8
12778 6	26	298 6	29	91 1	828 041	**28**	..	28	13440 0
12731 7	26	251.7	29	44 2	**825**	27	430 6	27 897	13390 6
12687.5	26	207.5	**29**		822 136	27	384 1	27 800	13344 1
12480 0	**26**	....	28	230 0	808 690	27	165 9	27 346	13125 9
12345 9	25	345 9	28	95 9	**800**	27	24 9	27 052	12984 9
12322.3	25	322.3	28	72 3	798 469	**27**	..	27	12960 0
12250.0	25	250 0	**28**		793 787	26	404 0	26 842	12884 0
12000.0	**25**	.	27	187 5	777.587	26	141 1	26 294	12621 1
11960 1	24	440.1	27	147 6	**775**	26	99 1	26.206	12579.1
11865.9	24	345.9	27	53 4	768 896	**26**	.	26	12480 0
11812.5	24	292.5	**27**	.	765 437	25	423 8	25 883	12423 8
11574 3	24	54.3	26	199 3	**750**	25	173 3	25 361	12173 3
11520 0	**24**	....	26	145 0	746 484	25	116 2	25 242	12116 2
11409.5	23	369.5	26	34 5	739.323	**25**	....	25.	12000 0
11375 0	23	335.0	**26**	. . .	737.088	24	443 7	24 924	11963 7
11188 5	23	148.5	25	251 0	**725**	24	247.5	24 516	11767 5
11040 0	**23**	....	25	102 5	715.380	24	91.4	24 190	11611 4
10953.1	22	393.1	25	15.6	709.750	**24**	....	24.	11520 0
10937.5	22	377 5	**25**	..	708.738	23	463 6	23.966	11503 6
10802.6	22	242 6	24	302 6	**700**	23	321 7	23.670	11361.7
10560.0	**22**	....	24	60 0	684 277	23	66.5	23.139	11106.5
10500.0	21	420.0	**24**	.	680 389	23	3.4	23.007	11043 4
10496.7	21	416.7	23	434 7	680 177	**23**	....	23.	11040 0
10416 8	21	336.8	23	354 3	**675**	22	396.0	22.825	10956 0
10080.0	**21**	....	23	17 5	653.173	22	41.7	22.087	10601.7
10062.5	20	462.5	**23**	...	652 039	22	23.3	22.049	10583 3
10040.4	20	440.4	22	415 4	650 604	**22**	....	22.	10560.0
10031.0	20	431.0	22	406.0	**650**	21	470.2	21.980	10550.2
9645.2	20	45.2	22	20.2	**625**	21	64 4	21.134	10144.4
9625.0	20	25.0	**22**	....	623.690	21	43.2	21.090	10123.2
9600.0	**20**	....	21	412.5	622.070	21	16.8	21.035	10096 8
9584.0	19	464.0	21	396.5	621.031	**21**	....	21.	10080.0
9259.4	19	139.4	21	71.9	**600**	20	138.6	20.289	9738.6
9207.5	19	67.5	**21**	....	595.340	20	63.0	20.131	9663.0
9127.6	19	7 6	20	377 6	591.458	**20**	....	20.	9600.0
9120.0	**19**	....	20	370.0	590.966	19	472.0	19.983	9592.0

EQUIVALENTS OF WEIGHTS AND MEASURES.—*Continued*

Weights.					Metric equivalents. Grams or milliliters.	Measures.			
Grains.	Apothecaries. Ounces.	Grains.	Avoirdupois. Ounces.	Grains.		Fluid-ounces.	Minims.	Fluid-ounces.	Minims.
8873.6	18	233.6	20	123.6	**575**	19	212.9	19.444	9332.9
8750.0	18	110.0	**20**	....	566.991	19	82.8	19 173	9202.8
8671.2	18	31 2	19	358.7	561.885	**19**	....	19.	9120.0
8640 0	**18**	. . .	19	327 5	559.863	18	447.2	18.932	9087.8
8487.8	17	327.8	19	175.3	**550**	18	287.1	18.598	8927.1
8312.5	17	152.5	**19**	....	538.641	18	102.7	18.214	8742.7
8214.8	17	54.8	18	339 8	532.312	**18**	....	18.	8640.0
8160.0	**17**	....	18	285 0	528 759	17	422.3	17 880	8582.3
8102.0	16	422.0	18	227 0	**525**	17	361.3	17.753	8521.3
7875.0	16	195 0	**18**	....	510.291	17	122.5	17 255	8282.5
7758 5	16	78 5	17	321 0	502 739	**17**	....	17	8160.0
7716.2	16	36 2	17	278 7	**500**	16	435.6	16.907	8115.6
7680.0	**16**	....	17	242 5	497.656	16	397.5	16.828	8077.5
7437.5	15	237 5	**17**	. .	481.942	16	142.4	16.297	7822.4
7330.4	15	130 4	16	330 4	**475**	16	29.8	16.062	7709.8
7302.1	15	102 1	16	302 1	473 167	**16**	. .	16.	7680.0
7200 0	**15**		16	200 0	466 552	15	372.6	15.776	7572 6
7000 0	14	280 0	**16**	. . .	453.592	15	162 3	15 338	7362.3
6944 6	14	224 6	15	382.1	**450**	15	104 0	15.217	7304.0
6845 7	14	125 7	15	283 2	443 594	**15**	. .	15.	7200 0
6720 0	**14**	. .	15	157 5	435.449	14	347 8	14.725	7067 8
6562.5	13	322.5	**15**	....	425.243	14	182.2	14 379	6902.2
6558 8	13	318.8	14	433.8	**425**	14	178.2	14 371	6898.2
6389 3	13	149.3	14	264.3	414 021	**14**	....	14	6720.0
6240.0	**13**	....	14	115.0	404 345	13	322 9	13.673	6562.9
6172 9	12	412 9	14	47 9	**400**	13	252.4	13.526	6492.4
6125.0	12	365 0	**14**		396 893	13	202 0	13.421	6442.0
5932 9	12	172 9	13	245 4	384.448	**13**	....	13.	6240.0
5787.1	12	27 1	13	99 6	**375**	12	326.6	12.681	6086.6
5760 0	**12**	. .	13	72.5	373.242	12	298.1	12.621	6058.1
5687 5	11	407 5	**13**	.	368 544	12	221 9	12 462	5981.9
5476.6	11	196 6	12	226 6	354 875	**12**	....	12.	5760 0
5401 3	11	121 3	12	151.3	**350**	11	400.8	11 835	5680.8
5280 0	**11**	. .	12	30.0	342 138	11	273.3	11 569	5553.3
5250 0	10	450.0	**12**	....	340.194	11	241 7	11.504	5521.7
5020 2	10	220.2	11	207.7	325 302	**11**	.	11.	5280.0
5115.5	10	215 5	11	203 0	**325**	10	475 1	10 990	5275.1
4812 5	10	12.5	**11**	.	311 845	10	261.6	10.545	5061.6
4800 0	**10**	. . .	10	425.0	311.035	10	248 4	10.518	5048.4
4629 7	9	309 7	10	254 7	**300**	10	69.3	10.144	4869.3
4563 8	9	243.8	10	188.8	295.729	**10**	....	10.	4800.0
4375.0	9	55.0	**10**	. . .	283.495	9	281.4	9.586	4601.4
4320 0	**9**	. . .	9	382 5	279.931	9	223.6	9.466	4543.6
4244.0	8	403 9	9	306.4	**275**	9	143.5	9.299	4463.5
4107.4	8	267.4	9	169.9	266 156	**9**	. . .	9.	4320.0
3937 5	8	97 5	**9**	. . .	255 146	8	301 3	8 628	4141.3
3858 1	8	18 1	8	358 1	**250**	8	217.8	8 454	4057.8
3840 0	**8**	.	8	340 0	248 828	8	198.7	8 414	4038.7
3651.0	7	291 0	8	151.0	236 583	**8**	. .	8.	3840.0
3500 0	7	140.0	**8**	. . .	226 796	7	321.1	7.669	3681.1
3472.3	7	112 3	7	409.8	**225**	7	292.0	7.608	3652.0
3360 0	**7**	. . .	7	297 5	217.724	7	173.9	7.362	3533.9
3194 7	6	314.7	7	132.2	207.010	**7**	....	7.	3360.0
3086.5	6	206.5	7	24.0	**200**	6	366.2	6.763	3246.2
3062.5	6	182.5	**7**	....	198.447	6	341 0	6.710	3221.0
2880 0	**6**	....	6	255 0	186.621	6	149.0	6.311	3029.0
2738 3	5	338.3	6	113.3	177.437	**6**	....	6.	2880.0
2700 7	5	300 7	6	75.7	**175**	5	440.4	5.918	2840.4
2625 0	5	225 0	**6**	. . .	170.097	5	360.9	5.752	2760.9
2400.0	**5**	....	5	212.5	155.517	5	124.2	5.259	2524.2

EQUIVALENTS OF WEIGHTS AND MEASURES.—*Continued.*

Weights.					Metric equivalents.		Measures.		
Grains.	Apothecaries. Ounces.	Grains.	Avoirdupois. Ounces.	Grains.	Grams or millimeters.	Fluid-ounces	Minims.	Fluid-ounces	Minims.
2314 9	4	394 9	5	127 4	**150**	5	34.7	5.072	2434.7
2281.9	4	361 9	5	94 4	147.865	**5**	. . .	5.	2400 0
2187 5	4	267 5	**5**	. . . .	141 748	4	380.7	4 793	2300.7
1929.0	4	9.0	4	179.0	**125**	4	108,9	4.227	2028 9
1920 0	**4**	. . .	4	170.0	124.414	4	99.4	4.207	2019.4
1825 5	3	385 5	4	75 5	118.292	**4**	. . .	4	1920.0
1750 0	3	310 0	**4**	.	113 398	3	400.6	3 835	1840 6
1543.2	3	103 2	3	230.7	**100**	3	183 1	3.381	1623 1
1440 0	**3**	. .	3	127 5	93 310	3	74 5	3.155	1514 5
1388.9	2	428 9	3	76.4	**90**	3	20.8	3 043	1460 8
1369.1	2	409 1	3	56 6	88.719	**3**	.	3	1440.0
1312 5	2	352 5	**3**	.	85 049	2	420.4	2 876	1380.4
1234.6	2	274.6	2	359 6	**80**	2	338 5	2 705	1298.5
1157.4	2	197.4	2	282 4	**75**	2	257.3	2 536	1217 3
1080.3	2	120 3	2	205 3	**70**	2	176.2	2.367	1136.2
960 0	**2**	.	2	85 0	62 207	2	49 7	2.104	1009 7
925.9	1	445.9	2	50.9	**60**	2	13.9	2.029	973.9
912 8	1	432.8	2	37.8	59.146	**2**	. .	2.	960 0
875.0	1	395.0	**2**	. .	56.699	1	440 3	1 917	920 3
771.6	1	291.6	1	334 6	**50**	1	331 5	1 691	811 5
617 3	1	137.3	1	179 8	**40**	1	169 2	1 353	649 2
480.0	**1**	. . . .	1	42 5	31 1035	1	24 9	1 052	504 9
463.0	. .	. . .	1	25.5	**30**	1	6.9	1 014	486.9
456.38	. . .	. . . .	1	18 88	29.5729	1		1.	480 0
437.5	. .	.	**1**	. .	28 350			0.959	460.15
385 8	. . . .	.	. . .		**25**			0 845	405.78
308.6	. . .	. . .	. . .		**20**			0 676	324.62
154.3	. . . .	. . .	. . .	. .	**10**	. .	. .	0 338	162.31
15.4324	. .	. . . .	. .	. . .	**1**			0 0338	16 23
1	.	. .	.		0.0648	.		0.0022	1 0518
0.9508					0 06161			0 0021	**1**

EQUIVALENTS OF WEIGHTS AND MEASURES

Grains	Metric equivalents	Minims.	Grains.	Metric equivalents.	Minims.
480 (1 ℥	31.103	504 8	324 1	**21**	340.9
478.4	**31**	503.2	313 8	20.331	**330**
475 4	30 805	**500**	308 6	**20**	324 6
463 0	**30**	486 9	**300** (5 ℥)	19 440	315 5
456 4	29.573	**480** (1 f℥)	292 2	**19**	308 4
450	29 160	473.3	285 2	18 483	**300** (5 f℥)
447 5	**29**	470 7	277.8	**18**	292 2
437 5 (1 Av. oz.)	28.350	460.2	**270**	17.496	284.0
432 1	**28**	454 5	262 4	**17**	275 9
427 9	27 725	**450**	256 7	16 635	**270**
420 (7 ℥)	27 216	441.7	246 9	**16**	259 7
416 7	**27**	438.2	**240** (4 ℥)	15 552	252 4
401 2	**26**	422.0	231.5	**15**	243 5
399 3	25.876	**420** (7 f℥)	228 2	14.786	**240** (4 f℥)
390	25 272	410.2	218 75 (½ Av. oz.)	14.175	230 1
385.8	**25**	405.8	216 1	**14**	227 2
380.3	24.644	**400**	**210**	13 608	220 9
370 8	24.028	**390**	200 6	**13**	211 0
370.4	**24**	389.5	199.7	12.938	**210**
360 (6 ℥)	23.328	378.6	185.2	**12**	194 8
354 9	**23**	373.3	**180** (3 ℥)	11 664	189 3
342.3	22.180	**360** (6 f℥)	171.1	11.090	**180** (3 f℥)
339.5	**22**	357.1	169.8	**11**	178 5
330	21.384	347.1	154.3	**10**	162.3

EQUIVALENTS OF WEIGHTS AND MEASURES.—*Continued.*

Grains.	Metric equivalents	Minims.	Grains.	Metric equivalents.	Minims.
150	9.720	157 8	**13**	0 842	13.67
142 6	9.242	**150**	12 36	0 801	**13**
138 9	**9**	146 1	**12**	0 778	12.63
123.5	**8**	129.8	11.41	0 739	**12**
120 (2 ʒ)	7 776	126 2	**11**	0 713	11.57
114 1	7 393	**120** (ʒ f3)	10 46	0 678	**11**
109 375 (¼ Av. oz)	7 087	115.0	**10**	0 648	10.52
108.0	**7**	113 6	9 51	0.616	**10**
100	6 480	105 2	**9**	0.583	9 46
95.1	6 161	**100**	8 56	0 554	**9**
92.6	**6**	97 4	**8**	0 518	8 41
80	5 184	84 1	7 72	0.5	8.12
77.2	**5**	81 2	7 61	0 493	**8**
76.1	4 929	**80**	**7**	0 454	7 37
61.7	**4**	64 9	6.66	0.431	**7**
60 (1 ʒ)	3 888	63 1	**6**	0.389	6.31
57 0	3 697	**60** (1 f3)	5 70	0.370	**6**
54.6875 (⅛ Av. oz)	3 544	57 5	**5**	0 324	5 26
47 5	3 081	**50**	4 75	0 308	**5**
50	3 240	52 6	**4 5**	0 292	4 72
46 3	**3**	48 7	**4**	0 259	4 20
42.8	2 772	**45**	3 80	0 246	**4**
40	2 592	42 1	**3 5**	0 227	3 67
38.0	2 464	**40**	**3**	0 194	3 15
33 3	2 156	**35**	2 85	0 185	**3**
30.9	**2**	32 5	**2 5**	0 162	2 63
30 (½ ʒ)	1 944	31 55	**2**	0 130	2.11
28.52	1 848	**30**	1 9	0 123	**2**
23 77	1.540	**25**	**1 5**	0 097	1 58
20	1 296	21.04	**1**	0 0648	1 518
19 02	1 232	**20**	0 9508	0.0616	**1**
15.4324	**1**	16.23			
15	0 972	15 78			
14.26	0 924	**15**			
14	0 907	14 72			
13.31	0 863	**14**			

EQUIVALENTS OF WEIGHTS AND MEASURES

Grams.	Grains.		Grams.	Grains.	
0 0607	0 9375	15/16	0 0081	0 1250	1/8
0 0583	0 90	9/10	0 0040	0 0625	1/16
0 0567	0 8750	7/8	0 0032	0 05	1/20
0.0526	0 8125	13/16	0 0026	0 04	1/25
0 0518	0 80	4/5	0 0022	0 033	1/30
0 0486	0 75	3/4	0.0018	0 0278	1/36
0.0445	0 6875	11/16	0 0016	0.025	1/40
0.0405	0 6250	5/8	0 0013	0.02	1/50
0.0364	0 5625	9/16	0 0011	0 0167	1/60
0 0324	0 5	1/2	0 0010	0 0156	1/64
0.0283	0.4375	7/16	0 0006	0.01	1/100
0.0259	0.40	2/5	0.0005	0.0078	1/128
0.0243	0 3750	3/8	0.0004	0.0062	1/160
0.0202	0.3125	5/16	0.0003	0 0048	1/210
0.0162	0 25	1/4	0 0002	0.0031	1/320
0.0121	0.1875	3/16	0.0001	0 0016	1/640

APPROXIMATE VALUE OF DOMESTIC MEASURES

Tea-cup	=	f3iv.	Tablespoon	=	f3ss.
Wine-glass	=	f3ij.	Teaspoon	=	f3j.

MEASURES OF VOLUME

SOLID MEASURE

Cubic inches.	Cubic feet.	Cubic yards.	Metric equivalents, cubic centimeters.
1	0.00058	....	16.387
1728	1	0.037	28317.
46656	27	1	764560.

METRIC

Cubic millimeters.	Cubic centimeters.	Cubic decimeters.	Cubic meters.	Cubic kilometers.	Equivalents.
1	...	...	...	...	0.000061 cubic inch
10^3	1	...	...	...	0.061 cubic inch
10^6	10^3	1	...	...	61.0234 cubic inches
10^9	10^6	10^3	1	...	1.308 cubic yards
10^{18}	10^{15}	10^{12}	10^9	1	0.24 cubic mile

MEASURES OF LENGTH

LINEAR MEASURE

Inches.	Feet.	Yards.	Fathoms.	Perches or rods.	Furlongs.	Miles.	Meters.
1	0.0833	0.028	0.014	0.005	....	....	0.0254
12	1	0.333	0.166	0 606	0 0015	....	0.3048
36	3	1	0.5	0.182	0.0046	....	0 9144
72	6	2	1	0.363	0.0091	0 0011	1.8288
198	16.5	5.5	2.75	1	0.025	0 0031	5 0292
7920	660	220	110	40	1	0 125	201.1684
63360	5280	1760	880	320	8	1	1609.3472

METRIC

Micron.	Millimeter.	Centimeter.	Decimeter.	Meter.	Dekameter.	Hectometer.	Kilometer.	Myriameter.	Megameter.	Equivalents.
1	0.001	10^{-6}	....	....	....	....	....	...	...	0 000039 inch
10^3	1	10^{-1}	....	....	....	....	....	...	...	0 03937 inch
10^4	10	10^0	....	....	....	....	....	...	...	0 3937 inch
10^5	100	10^1	1	....	....	....	....	...	...	3.937 inch
10^6	1000	10^2	10	1	....	....	....	...	...	39 37 inch
10^7	10^4	10^3	100	10	1	....	....	...	...	10.9361 yards
10^8	10^5	10^4	1000	100	10	1	....	...	...	109.3612 yards
10^9	10^6	10^5	10^4	1000	100	10	1	...	...	1093.6121 yards
10^{10}	10^7	10^6	10^5	10^4	1000	100	10	1	...	6.2137 miles
10^{11}	10^8	10^7	10^6	10^5	10^4	1000	100	10	1	62.1370 miles

MEASURES OF AREA

SQUARE MEASURE

Square inches.	Square feet.	Square yards.	Square rods or perches.	Roods.	Acres.	Square miles.	Metric equivalents.
1	0.007	0.00077	....	....	....	....	6.4516 cm.²
144	1	0.111	.0036	....	....	....	929.034 cm.²
1296	9	1	0.033	0.00082	....	....	8361.307 cm.²
39204	272.25	30.25	1	0.025	0.0062	....	25.293 m.²
1568160	10890	1210	40	1	0.25	0.0004	1011.718 m.²
	43560	4840	160	4	1	0.0016	4046.873 m.²
		3097600	102400	2540	640	1	2.590 km.²

METRIC

Square millimeter.	Square centimeter.	Square decimeter.	Square meter.	Are.	Hectare.	Square kilometer.	Equivalents.
1	....	.. .	....	....	....	....	0 00155 square inches
100	1	....	....	....	....	....	0.155 square inches
10^4	100	1	....	....	....	....	15.4999 square inches
10^6	10^4	100	1	....	....	....	1.196 square yards
10^8	10^6	10^4	100	1	....	....	3.954 square rods
10^{10}	10^8	10^6	10^4	100	1	....	2.471 acres
10^{12}	10^{10}	10^8	10^6	10^4	100	1	0.386 square mile

Wender's test (ven'derz) [Neumann *Wender*, Austrian chemist]. See under *tests*.

Wenzell's test (wen'zelz) [William Theodore *Wenzell*, American physician, born 1829]. See under *tests*.

Werdnig-Hoffmann paralysis or **type** (verd'-nig-hof'man) [Guido *Werdnig*, Austrian neurologist; Ernst *Hoffmann*, German neurologist, born 1868]. See *paralysis*.

Werlhof's disease (verl'hōfs) [Paul Gottlieb *Werlhof*, German physician, 1699–1767]. See *purpura hæmorrhagica*.

Wernekinck's commissure (ver'na-kinks) [Friedrich Christian Gregor *Wernekinck*, German anatomist, 1798–1835]. See *commissure*.

Wernicke's fissure, sign, etc. (ver'nik-ēz) [Carl *Wernicke*, German alienist, 1848–1905]. See *fissure, sign,* etc.

Wertheim's ointment (ver'tīmz) [Gustav *Wertheim*, physician in Vienna, 1822–1888]. See *ointment*.

Wertheim's operation (ver'tīmz) [Ernst *Wertheim*, gynecologist in Vienna, 1864–1920]. See under *operation*.

Westberg's disease, space (vest'bergz) [Friedrich *Westberg*, German physician of the nineteenth century]. See *disease* and *space*.

Westphal's contraction, nucleus, sign (west'-fals) [Karl Friedrich Otto *Westphal*, German alienist, 1833–1890; Alexander Karl Otto *Westphal*, born 1862]. See *contraction, nucleus, sign*.

wet-brain (wet'brān). A moist and edematous state of the brain due to alcoholism; incorrectly called acute serous (or alcoholic) meningitis.

wet-cup (wet'kup). A cupping-glass to be used after scarification.

wet-nurse (wet'nurs). A nurse who gives suck to her charge.

wet-pack (wet-pak'). The wrapping of a patient in wet sheets to reduce temperature.

wet-scald. Eczema in sheep.

Wetzel's test (vet'selz) [Georg *Wetzel*, German physician, born 1871]. See under *tests*.

Weyl's test (wālz) [Theodor *Weyl*, German chemist, 1851–1913]. See under *tests*.

whalebone (hwāl'bōn). A horny substance from the mouths of various whales, especially *Balæ'na mystice'tus*. It is used in making probangs and other articles used in surgery.

wharl (hwarl). A rattling or uvular utterance of the *r*-sound.

Wharton's duct, jelly (hwar'tunz) [Thomas *Wharton*, English physician and anatomist, 1610–1673]. See *duct* and *jelly*.

whartonitis (hwar'ton-ī'tis). Inflammation of Wharton's duct.

wheal (hwēl). A white or pinkish elevation or ridge on the skin, as in urticaria or after the stroke of a whip.

Wheatstone's bridge (whēt'stōnz) [Charles *Wheatstone*, English physicist, 1802–1875]. See under *bridge*.

Wheelhouse's operation (hwēl'hows-ez) [Claudius Galen *Wheelhouse*, English surgeon of the 19th century]. See *urethrotomy*.

wheeze (hwēz). A sound made by suddenly forcing the breath through the glottis. **asthmatoid w.,**

a sound similar to the wheezing heard when the ear is placed close to the mouth of an asthmatic; heard in cases of foreign body in the trachea or bronchus. Called also *Jackson's sign.*

wheezing (hwe'zing). Difficult breathing attended with a whistling sound.

whelk (hwelk). A wheal; also a protuberance on the face: seen especially upon the faces of hard drinkers.

whetstone crystals (hwet'stōn). Crystals of xanthin in the urine.

whettle-bones (hwet'el-bōnz). The dorsal vertebræ.

whey (hwā). The thin serum of milk remaining after the curd and cream have been removed. **alum-w.**, a whey prepared by boiling milk with a piece of alum and removing the curd by straining. **w.-cure**, the treatment of disease by the administration of whey. **litmus w.**, whey colored with litmus to a deep purplish-red color. **Petruschky's litmus w.** See *litmus whey.* **wine-w.**, a preparation of milk coagulated with white wine, strained from the curd, and sweetened with sugar.

wheyn (hwān). A proprietary nutrient and stimulating drink prepared from sterilized whey.

whiff, oral (hwif). Drummond's sign. See under *sign.*

whin (hwin). See *Ulex.*

whip-worm (hwip'werm). See *Trichocephalus dispar.*

whirl-bone (whirl'bōn). 1. The patella, rotula, or knee-cap. 2. The head of the femur.

whiskers. See *Thamnidium.*

whisky, whiskey (hwis'ke). An alcoholic liquor distilled from barley, rye, maize, wheat, or potatoes; spiritus frumenti.

whisper (hwis'per). A soft, low, sibilant breathing sound produced by the unvoiced passage of the breath through the glottis.

whispered bronchophony (hwis'perd). See *bronchophony.*

whispering pectoriloquy (hwis'per-ing). See *pectoriloquy.*

whistle, Galton's (hwis'el). A metallic whistle used in testing the sense of hearing. **Sahli's w.**, a sound resembling whistling heard in the abdomen and caused by flatus passing an intestinal stenosis.

white scours. See under *scours.*

white-leg. Phlegmasia alba dolens.

white-pocks, white-pox. See *amaas.*

whitecomb (hwīt'kōm). See *comb disease,* under *disease.*

Whitehead's operation (hwīt'hedz) [Walter *Whitehead,* English surgeon, 1840–1913]. See under *operation.*

White's disease (hwīts) [James C. *White,* dermatologist in Boston, 1833–1916]. Keratosis follicularis.

White's operation (hwīts) [J. William *White,* Philadelphia surgeon, 1850–1916]. See *operation.*

whites (hwits). Same as *leukorrhea.*

whiting (hwī'ting). A commercial form of calcium carbonate.

whitlow (hwit'lo). A felon, panaris, or paronychia. See *paronychia.* **melanotic w.**, a malignant disease of the nail-bed characterized by the formation of melanotic tissue about the nail border and under the nail: melanoblastoma of the nail-bed.

Whitmore's disease or **fever** (hwit'mōrz) [Major *Whitmore,* of the Indian Medical Service]. See under *disease.*

whoop (hoop). The sonorous and convulsive inspiration of whooping-cough.

whooping-cough (hoop'ing-kawf). Pertussis; an infectious disease characterized by catarrh of the respiratory tract and peculiar paroxysms of cough, ending in a prolonged crowing or whooping respiration. After an incubation period of about two weeks the *catarrhal stage* begins, with slight fever, sneezing, running at the nose, and a dry cough. In a week or two the *paroxysmal stage* begins, with the characteristic paroxysmal cough. This consists of a deep inspiration, followed by a series of quick, short coughs, continuing until the air is expelled from the lungs. During the paroxysm the face becomes cyanosed, the eyes injected, and the veins distended. The cough frequently induces vomiting, and, in severe cases, epistaxis or other hemorrhage. The close of the paroxysm is marked by a long-drawn, shrill, whooping inspiration, due to spasmodic closure of the glottis. The number of paroxysms varies from ten or twelve to forty or fifty in twenty-four hours. This stage lasts from three to four weeks, and is followed by the *stage of decline,* during which the paroxysms grow less frequent and less violent, and finally cease. The disease is most frequently met in children, is much more prevalent in cold weather, and is very contagious, the virus being apparently associated with the sputum. The disease is apt to be complicated with catarrhal pneumonia, pulmonary collapse, emphysema, convulsions, and hemorrhages into the eye, ear, or brain, and severe cases are sometimes followed by chronic bronchitis, tuberculosis, or nephritis.

whorl. See *vortex.*

Whytt's disease (hwits) [Robert *Whytt,* Scotch physician, 1714–1766]. Acute hydrocephalus.

Wichmann's asthma (vik'mahnz) [Johann Ernst *Wichmann,* German physician, 1740–1802]. Laryngismus stridulus.

Wickersheimer's fluid (wik'er-shi-merz) [J. *Wickersheimer,* anatomist in Berlin, 1832–1896]. See *fluid.*

Widal reaction or **test** (ve-dal') [Fernand *Widal* physician in Paris, born 1862]. See under *tests.*

Widal-Abrami disease (ve'dal-ab-rah'me). Acquired hemolytic jaundice.

wiggler (wig'ler). The larva of a mosquito.

Wildbolz reaction (vill'bolts) [H. *Wildbolz,* Swiss urologist, born 1873]. See *reaction.*

Wilder's sign (wil'derz) [William Hamilton *Wilder,* ophthalmologist in Chicago, born 1860]. See under *sign.*

Wildermuth's ear (vil'der-moots) [Hermann A. *Wildermuth,* alienist in Stuttgart, born 1852]. See under *ear.*

Wilde's cord, incision (wīldz) [Sir William Robert Wills *Wilde,* Irish surgeon, 1810–1896] See *cord, incision,* etc.

wild-mint (wild'mint). A fragrant North American plant, *Mentha canadensis,* resembling pennyroyal in its odor and properties.

Wilkinson's ointment (wil'kin-sonz) [J. H. *Wilkinson,* English physician of the nineteenth century]. See *ointment.*

Wilks's disease (wilks) [Sir Samuel *Wilks,* English physician, 1824–1911]. See under *disease.*

Willan's lepra (wil'anz) [Robert *Willan,* English physician, 1757–1812]. Psoriasis.

Willems's treatment. See under *treatment.*

Willia (wil'e-ah). A genus of fungi. *W. anomala* is parasitic in man.

Williams's tracheal tone (wil'yamz) [Charles *Williams,* English physician, 1838–1889]. See *Williams's sign,* under *sign.*

Williamson's sign (wil'yam-sunz) [Oliver K. *Williamson,* contemporary London physician]. See under *sign.*

Williamson's test (wil'yam-sunz) [Richard Thomas *Williamson,* contemporary English physician]. See under *tests.*

Willis's circle, cords (wil'is) [Thomas *Willis,* English anatomist and physician, 1621–1675]. See *circle, cord.*

willow (wil'o). Any tree or species of the genus *Sa'lix*: the bark is tonic and antiperiodic, containing salicin.

Wilms's tumor (vilms) [Max *Wilms*, German surgeon, 1867–1918]. Embryoma of the kidney.

Wilson's disease (wil'sunz) [Samuel Alex. Kinnear *Wilson*, English physician]. Progressive lenticular degeneration. See under *degeneration*.

Wilson's disease [William James Erasmus *Wilson*, English dermatologist, 1809–1884]. See *disease*.

Wilson's muscle [James *Wilson*, English surgeon, about 1800]. See *muscle*.

Winckel's disease (vin'kelz) [Franz Ch. W. von *Winckel*, gynecologist in Munich, 1837–1911]. See *disease*.

Winckler's tests (wink'lerz). See under *tests*.

wind, broken. Dyspnea, often paroxysmal, in the horse, sometimes associated with heart disease.

windage (win'dāj). A supposed lesion caused by missiles which do not really strike.

windgall (wind'gawl). A soft swelling in the region of the fetlock-joint of a horse.

winding (wīn'ding). Any part of an electric circuit which is coiled.

windlass, Spanish (wind'las). An improvised tourniquet consisting of a handkerchief tied around a part and twisted by a stick passed under it.

window (win'do). See *fenestra*.

windpipe (wīnd'pīp). The trachea.

wind-puff (wind'puf). A swelling just above the fetlock-joint of a horse, caused by a collection of synovial fluid between the tendons of the leg.

wind-stroke (wind'strōk). Acute spinal paralysis of a horse.

wind-sucking. See *cribbing*.

wine (wīn) [L. *vi'num*]. 1. Fermented grape-juice; an alcoholic stimulant containing, according to the variety, from 6 to 22 per cent. of alcohol. 2. A solution of medicine in wine. See under *vinum*. **red w.**, a wine of dark color, such as Bordeaux, claret, and especially port. **w. of Vickers**, formerly used as a restorative medicine. **white w.**, wine of a light color, like Madeira, Burgundy, sherry, Rhine wine, or champagne.

wineglass (wīn'glas). A measure nearly equal to two fluidounces.

wing (wing). Same as *ala*. **w's of Ingrassias**, the wings of the sphenoid bone. **w's of the nose.** See *ala nasi*. **w's of the sphenoid**, the laterally projecting processes of the sphenoid bone. The *great wings* lie between the petrous and squamous portions of the temporal bone behind, and the parietal, malar, and frontal bones in front. The *lesser wings* articulate with the frontal bone and cover the back part of the orbit.

Winiwarter's operation (vin'e-var-terz) [Alexander von *Winiwarter*, German surgeon, born 1848]. See under *operation*.

Winslow's foramen, ligament, pouch, stars, etc. (wins'lōz) [Jacob Beningnus *Winslow*, anatomist in Paris, 1669–1760]. See *foramen, ligament, pouch, stars*, etc.

winterberry. Prinos.

Winterbottom's symptom (win'ter-bot-umz) [Thomas *Winterbottom*, American physician of the 19th century]. See under *symptom*.

wintergreen (win'ter-grēn). Same as *Gaultheria*.

Winternitz's sound, test (vin'ter-nits-ez) [Wilhelm *Winternitz*, physician in Vienna, 1835–1917]. See under *sound* and *tests*.

Wintrich's sign (win'triks) [Anton *Wintrich*, German physician, 1812–1882]. See *sign*.

wireworm (wīr'werm). A worm, *Hæmon'chus contor'tus*, which infests the intestines of sheep and other ruminants in Argentina.

wiring (wīr'ing). The fastening of pieces of broken bone by means of wire sutures.

Wirsung's canal (vēr'soongz) [Christoph *Wirsung*, German physician, died 1643]. See *canal*.

wisdom-tooth (wiz'dum-tūth). The last molar tooth on either side of each jaw.

wismol (wis'mol). A proprietary dressing powder.

wistarin (wis'tar-in). A crystallizable and poisonous glucosid fron *Wista'ria chinen'sis*.

witch-hazel (witsh-ha'zl). Same as *Hamamelis*.

Withania somnif'era (with-a'ne-ah). A plant recommended as a hypnotic: it is nearly related to *Atropa belladon'na*.

withers (with'erz). The top of the shoulders of the horse. **fistulous w.**, fistula of the withers.

Witte's peptone (vit'ez). See under *peptone*.

Witzelsucht (vit'sel-zukt) [Ger.]. A mental condition marked by the making of poor jokes and puns and the telling of stories without a point to them, at which the patient is himself intensely amused.

W. L. Abbreviation for *wave-length*.

Wladimiroff's operation (vlad-im-er'ofs). See *operation*.

Wohlfahrtia (vōl-fahr'te-ah). A genus of flies. **W. magnif'ica**, a flesh fly. Its maggots may be found in human feces. **W. meige'nii, W. vig'il,** species which produces cutaneous myiasis in man in the United States.

Wohlgemuth's test (vōl'ge-moots) [Julius *Wohlgemuth*, contemporary German physician]. See under *tests*.

Woillez's disease (vwah'lāz) [Eugène Joseph *Woillez*, French physician, 1811–1882]. See under *disease*.

Wolfe's graft [John Reisberg *Wolfe*, Scotch ophthalmologist of nineteenth century]. See *graft*.

Wolff-Eisner reaction (volf-īs'ner) [Alfred *Wolff-Eisner*, contemporary physician in Berlin]. See *reaction*.

Wolff's law (volfs) [Julius *Wolff*, German anatomist, 1836–1902]. See under *law*.

wolffian (wool'fe-an). Described by Kaspar Friedrich *Wolff*, a German anatomist and embryologist, 1733–1794. **w. body.** See under *body*. **w. cyst.** See under *cyst*. **w. duct.** See under *duct*.

Wölfler's operation, sign, suture (vel'flerz) [Anton *Wolfler*, surgeon in Prague, born 1850]. See *operation, sign, suture*.

wolframium (wolf-ra'me-um). See *tungsten*.

wolf's-bane (woolfs'bān). 1. Same as *aconite*. 2. A poisonous asclepiadaceous plant, *Periplo'ca græ'ca*: formerly used in medicine.

Wollaston's doublet (wool'as-tonz) [William Hyde *Wollaston*, English physician, 1766–1828]. See *doublet*.

womb (woom). Same as *uterus*.

wood-alcohol (wuhd-al'ko-hol). Same as *methyl alcohol*.

wood, Brazil (wuhd). The wood of the tree *Cæsalpin'ia echina'ta*, which furnishes the crystalline dye brazilin. **bitter w.**, Quassia. **log w.**, Hæmatoxylon **pepper w.**, Xanthoxylum clava-herculis. **sandal w.** See *sandalwood*. **yellow w.**, Morus tinctoria.

Woodbridge treatment (wuhd'brij) [John Eliot *Woodbridge*, American physician, 1845–1901]. See *treatment*.

wooden tongue (wud'en). Actinomycosis of cattle

wood-flour (wuhd'flowr). A very fine saw-dust used in surgical dressings.

wood-naphtha (wuhd-naf'thah). A hydrocarbon mixture distilled from wood.

wood-oil (wuhd'oil). Same as *gur'jun balsam*.

wood-pulp (wuhd'pulp). A material used in making paper: highly recommended for use in making surgeons' splints.

wood-rat. Rats of the genus Neotoma. They are hosts to Lamus protracta.

wood-tar (wuhd'tahr). See under *tar*.

wood-wool (wuhd'wuhl). A wood-fiber fabric for surgeons' and obstetricians' wadding, sheets, napkins, etc.

Woodyatt's pump (wood'yats) [Rollin Turner *Woodyatt*, American physician, born 1878]. See under *pump*.

wool (wuhl) [L. *la'na*]. The hair of sheep and lambs; lambs' wool is used in surgery. **w.-fat,** lanolin or agnin; a yellow, fatty substance, the prepared suint, or yolk, of sheep's wool. It is used as an emollient and as a basis for ointments. *Hydrous w.-fat* contains 30 per cent. of water, and is used for the same purposes. **gut w.,** catgut torn into shreds: used as a packing in cavities to arrest bleeding.

woolsorters' disease (wool'sor-terz). See *anthrax*.

woorali, woorara (woo'ral-e, woo-rah'rah). Same as *curare*.

word-blindness. See *aphasia*.

word-center. See *center*.

word-deafness. See *deafness*.

word-salad. The meaningless, jumbled speech characteristic of catatonia.

worm (werm) [L. *ver'mis*]. 1. Any small creeping animal made up of rings or joints. 2. In medical literature, a helminth; an animal endoparasite. **w.-abscess,** an abscess caused by worms, or one containing worms. **beef-w.,** a burrowing parasite, *Dermato'bia noxia'lis*, of tropical America. It infests man and domestic animals. **bilharzia w.** See *Schistosoma*. **bladder-w.,** a cysticercus; bladder-worms exist in various parenchymatous tissues of a host, being then transferred to the stomach of another host, they develop into tapeworms. **cayor w.,** Ochromyia. **w. of the cerebellum.** See *vermis* and *postvermis*. **eel w.** See *Ascaris*. **eye w.,** Filaria loa. **w.-fever,** a fever of young children, believed to be due to worms. **flat w.** See *Platyhelminthes*. **fluke-w.** See *fluke*. **guinea-w.** See *Dracunculus medinensis*. **hook w.** See *hookworm*. **inferior w. of the cerebellum.** See *postvermis*. **macaco w.,** the larvæ of *Dermatobia noxialis*. **meal w.** See *Asopia farinalis*. **Medina w.** See *Dracunculus medinensis*. **mosquito w.,** the maggot of Dermatobia. **palisade w.** See *Strongylus equinus*. **pin-w., seat-w.** See *Oxyuris* **round-w.** See *Ascaris* **screw-w.,** the larvæ of Cochliomyia macellaria, q. v. **spiny-headed w.** See *Acanthocephala* **stomach w.,** a small, thread-like worm, *Strongylus contortus*, infesting the fourth stomach of sheep, and producing weakness, wasting, and death. **tape-w.** See *tapeworm*. **w.-tea,** compound infusion of spigelia· a preparation of 240 gr. each of spigelia and manna, 120 gr. of senna, 60 gr. of fennel, and 16 fl oz. of boiling water. Dose, 1–5 fl.oz. (30–150 c c). Called also *pink and senna*. **thorn-headed w.** See *Acanthocephala*. **thread-w.** See *Oxyuris* and *Trichocephalus*. **tongue w.** See *Linguatula* and *Porocephalus*. **trichina w.** See *Trichina* **whip-w.** See *Trichocephalus*. **w. wood,** Absinthium.

wormian bones (wer'me-an) [Olaus *Worm*, Danish anatomist, 1588-1654]. See *bone*.

Wormley's test (worm'lē) [Theodore G. *Wormley*, Philadelphia chemist, 1826–1897]. See under *tests*.

Worm-Müller's test (vorm-mĕl'erz) [Jacob *Worm-Müller*, Norwegian physician, 1834–1889]. See under *tests*.

wormseed (werm'sēd). See *Chenopodium* and *santonica*. **American w.,** Chenopodium ambrosioides. **Russian w.,** Artemesia maritima.

wormwood (werm'wood). See *absinthium*.

worsted test. See *Holmgren's test*, under *tests*.

Woulfe's bottle (wool'fez) [Peter *Woulfe*, English chemist, 1727–1803]. A three-necked bottle used for washing gases or for saturating liquids with a gas.

wound (woond) [L. *vul'nus*]. Any solution of the continuity of an internal or external surface caused by violence; a traumatism. **aseptic w.** one which is not infected with pathogenic germs **contused w.,** one made by a blunt instrument **dissection w.,** a septic wound acquired in dissecting. **gunshot w.,** a wound produced by a projectile from a gun. **incised w.,** one caused by a cutting instrument. **lacerated w.,** one in which the tissues are torn. **open w.,** one that has a free outward opening. **penetrating w.** one that lays open an important cavity of the body. **poisoned w.,** one into which septic matter has been introduced. **punctured w.** one made by a pointed instrument. **septic w.** one that is infected with pathogenic germs. **setor w.,** a perforating wound, the entrance and exit of which are on the same side of the part. **subcutaneous w.,** one in which there is only a very small opening in the skin.

woundwort (woond'wert). The hedge-nettle; a European labiate plant, *Sta'chys arven'sis*, sparingly naturalized in the United States.

W. P. Abbreviation for *working point*.

W. r. Abbreviation for *Wassermann reaction*.

wreath, daughter- (rēth). The daughter-star as viewed from its surface.

Wreden's sign (wra'denz) [Robert Robertovich *Wreden*, otologist in St. Petersburg, 1837–1893]. See *sign*.

Wright's method, solution (rīts) [Sir Almroth Edward *Wright*, English bacteriologist, born 1861] Opsonic method. See *solution*.

Wright's stain (rīts) [James Homer *Wright* pathologist in Boston, born 1869]. See under *stain*

wrightin (ri'tin). Conessin.

Wrisberg's cartilage, nerve, etc. (ris'bergz [Heinrich August *Wrisberg*, German anatomist 1737–1808]. See *cartilage* and *nerves, table of*, etc.

wrist (rist). The carpus; the part that connect the forearm and hand. **w.-clonus.** See *clonus*

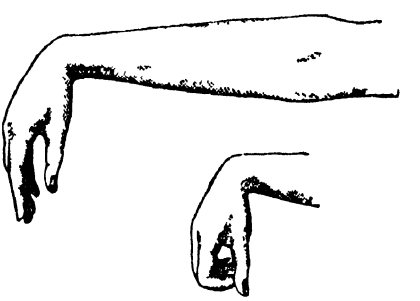

Wrist-drop (Erichsen).

w.-drop, a paralysis of the extensor muscles o the hand and fingers.

writers' cramp (ri'terz). See *cramp*.

writing-hand (ri'ting). A peculiar position of th hand seen in paralysis agitans.

wry-neck (ri-nek'). See *torticollis*.

Wt. Abbreviation for *weight*.

Wucherer'ia bancrof'ti, W. wucherer'ia. Se *Filaria bancrofti*

Wunderlich's curve (voon'der-liks) [Carl Reinhold *Wunderlich*, German physician, 1815–1867 See *curve*.

wurari (woo-rah're). See *curare* and *urare*.

wurras (wur'as). See *waras*.

Wuster's test (wus'terz). See under *tests*.

Wyeth's method, operation (y'eths) [Joh Allan *Wyeth*, surgeon in New York, 1845–1922 See under *method* and *operation*.

Wyethia (y-e'the-ah). A genus of plants. **W helenioi'des,** a composite-flowered herb of Cali fornia; also a homeopathic preparation of same.

Wylie's drain, operation (y'lēz) [W. Gill *Wylie* gynecologist in New York, 1848–1923]. See unde *drain* and *operation*.

X

X. The homeopathic symbol for the decimal scale of potencies; the chemical symbol for *xenon;* abbreviation for *Kienboeck's unit* of *x*-ray dosage.

xanol (za'nol). Sodiocaffein salicylate: used hypodermically as a cardiac tonic and diuretic.

xanthæmatin (zan-them'at-in). See *xanthematin.*

xanthalin (zan'thal-in) [Gr. *ξανθός* yellow]. An alkaloid, $C_{37}H_{36}N_2O_9$, from opium.

xanthamid (zan-tham'id). A white, crystalline substance, $C_2H_5O.CS.NH_2$, derivable from xanthic acid.

xanthate (zan'thāt). Any salt of xanthic acid.

xanthein (zan'the-in) [Gr. *ξανθός* yellow]. A yellow coloring-matter of plants, insoluble in alcohol, but soluble in water.

xanthelasma (zan-thel-az'mah) [Gr. *ξανθός* yellow + *ἔλασμα* plate]. Same as *xanthoma.*

xanthelasmoidea (zan"thel-as-moi'de-ah) [*xanthelasma* + Gr. *εἶδος* form]. A disease of infants characterized by the development of brownish wheals, occurring in crops, and followed by pigmentation. Called also *urticaria pigmentosa.*

xanthematin, xanthæmatin (zan-them'at-in) [Gr. *ξανθός* yellow + *hematin*] A yellow, bitter substance derivable from hematin.

xanthene (zan'thēn). The compound, $(C_6H_4)_2(O)CH_2$, from which the xanthene dyes and indicators are derived.

xanthic (zan'thik) [Gr *ξανθός* yellow]. 1. Yellow. 2. Pertaining to xanthin. **x. acid.** See under *acid.*

xanthin (zan'thin) [Gr. *ξανθός* yellow: named from the yellow color of its nitrate]. A white, amorphous base, 2 · 6, dioxypurin, $C_5H_4N_4O_2$, from most of the body tissues and fluids, urinary calculi, and certain plants. It is formed by the oxidation of hypoxanthin and may be oxidized to uric acid. It is insoluble in cold water, but freely soluble in dilute acid and alkaline solutions. It possesses stimulant properties to muscle tissue, especially that of the heart. **x. bases, x. bodies.** See *purin bases,* under *purin* **dimethyl x.,** theobromin. **methyl x.,** heteroxanthin. **x.-oxidase,** an enzyme which oxidizes xanthin to uric acid **trimethyl x.,** caffein.

xanthinin (zan'thin-in). A white, crystalline substance, $C_4H_3N_3O_2$, formed by heating ammonium thionurate.

xanthinoxidase (zan-thin-oks'id-ās). A ferment which oxidizes xanthin and hypoxanthin into uric acid.

xanthinuria (zan-thin-u're-ah) [*xanthin* + Gr. *οὖρον* urine]. Excess of xanthin in the urine.

Xanthium (zan'the-um) [L.; Gr. *ξάνθιον*]. A genus of composite-flowered plants; clot-burs. *X. struma'rium,* of the old and new worlds, is styptic, and is used for the bites of insects. Dose of fluidextract, 30–60 min. (2–4 c.c.). *X. spino'sum* is a composite-flowered plant of the north temperate zone; also a homeopathic preparation of the same.

xanthochroia (zan-tho-kroi'ah) [Gr. *ξανθός* yellow + *χροιά* skin]. Yellowish discoloration caused by changes in the pigmentary layer of the skin.

xanthochromia (zan"tho-kro'me-ah) [Gr. *ξανθός* yellow + *χρῶμα* color]. Any yellowish discoloration, as of the skin or of the spinal fluid.

xanthochroöus (zan-thok'ro-us) [Gr. *ξανθόχροος*] Having a yellowish complexion.

Xanthochymus picto'rius (zan-thok'him-us). An East Indian plant called *thaikal:* it affords a purgative extract resembling gamboge.

xanthocreatin (zan-tho-kre'at-in). Xanthocreatinin.

xanthocreatinin (zan"tho-kre-at'in-in) [Gr. *ξανθός* yellow + *creatinin*]. A poisonous leukomain, $C_5H_{10}N_4O$, occurring in muscle tissue. It resembles creatinin, and appears in the form of yellow crystals. Its physiologic action is to produce depression, fatigue, diarrhea, and vomiting.

xanthocyanopsia, xanthocyanopsy (zan"tho-si-an-op'se-ah, zan"tho-si-an'op-se) [Gr. *ξανθός* yellow + *κύανος* blue + *ὄψις* vision]. Ability to discern yellow and blue tints, but not red or green.

xanthocystin (zan-tho-sis'tin) [Gr. *ξανθός* yellow + *κύστις* bladder]. A substance found in tubercles from a dead body.

xanthoderm (zan'tho-derm) [Gr *ξανθός* yellow + *δέρμα* skin]. A person belonging to a yellow race.

xanthoderma, xanthodermia (zan-tho-der'mah, zan-tho-der'me-ah) [Gr. *ξανθός* yellow + *δέρμα* skin]. A yellow coloration of the skin.

xanthodontous (zan-tho-don'tus) [Gr. *ξανθός* yellow + *ὀδούς* tooth]. Having yellowish teeth.

xanthogen (zan'tho-jen) [Gr. *ξανθός* yellow + *γεννᾶν* to produce]. A coloring-matter of vegetables, producing a yellow color with alkalis.

xanthogenic acid (zan-tho-jen'ik). Same as *xanthic acid.*

xanthoglobulin (zan-tho-glob'u-lin) [Gr. *ξανθός* yellow + *globulin*]. A yellow pigment from the liver and pancreas.

xanthokreatinin. See *xanthocreatinin.*

xanthokyanopy (zan"tho-ki-an'o-pe). Same as *xanthocyanopsia.*

xanthoma (zan-tho'mah) [Gr. *ξανθός* yellow + *-ωμα* tumor]. A disease attended with the formation of yellow, neoplastic growths upon the skin, especially that of the eyelids, without constitutional symptoms. The growths consist of flat patches or nodules, which are slightly raised above the surface, and vary in size from that of a pin's head to that of a bean. **x. diabetico'rum,** a skin disease associated with diabetes mellitus, and marked by the formation of reddish, solid patches, larger than those of xanthoma. The patches sometimes have a yellow spot at the top. **x. mul'tiplex,** that which is distributed over the whole body, including the serous and mucous membranes. **x. palpebra'rum,** xanthoma that affects the eyelids. **x. pla'num,** a disease attended with the formation of smooth, neoplastic plates in the skin. **x. tubero'sum,** a disease attended with the formation of neoplastic nodules upon the skin, chiefly of the palms, soles, and extensor surfaces of the extremities. Called also *x. tuberosum multiplex*

xanthomatosis (zan-tho-mat-o'sis). The xanthomatous diathesis; also a form of fatty degeneration, like that seen in xanthoma, which contains cholesterol esters.

xanthone (zan'thōn). Same as *bromelone.*

xanthophose (zan'tho-fōz) [Gr. *ξανθός* yellow + *φῶς* light]. Any yellow or yellowish phose.

xanthophyll (zan'tho-fil) [Gr. *ξανθός* yellow + *φύλλον* leaf]. The yellow coloring-matter of plants which is developed in the leaves in autumn.

xanthopia (zan-tho'pe-ah). Same as *xanthopsia.*

xanthopicrite (zan-tho-pik'rīt). Same as *berberin.*

xanthoplasty (zan'tho-plas-te) [Gr. *ξανθός* yellow + *πλάσσειν* to form]. Same as *xanthoderma.*

xanthoproteic (zan"tho-pro-te'ik). Pertaining to xanthoprotein. **x. reaction** or **test.** See *Mulder's test,* under *tests.*

xanthoprotein (zan-tho-pro'te-in) [Gr. *ξανθός* yellow + *protein*]. An orange pigment produced by heating proteins with nitric acid.

xanthopsia (zan-thop'se-ah) [Gr. *ξανθός* yellow +

ὄψις vision]. A condition in which objects looked at appear yellow.

xanthopsin (zan-thop'sin) [Gr. ξανθός yellow + ὄψις vision]. Visual purple partially discolored or bleached by light; visual yellow.

xanthopsis (zan-thop'sis) [Gr. ξανθός yellow + ὄψις appearance]. A yellow pigment or pigmentation in cancers.

xanthopsydracia (zan"thop-sid-ra'she-ah) [Gr. ξανθός yellow + ψύδραξ pustule]. The occurrence on the skin of small yellow pustules.

Xanthopsyl'la che'opis. The common rat flea of the tropics and widely distributed. It transmits bubonic plague.

xanthopuccin (zan-tho-puk'sin) [Gr. ξανθός yellow + *puccoon*, Algonquin name for plants usedas pigments]. An alkaloid from *Ilydras'tis canaden'sis*.

Xanthorrhiza apiifolia (zan-thor-i'zah a-pe-if-o'-le-ah) [Gr. ξανθός yellow + ῥίζα root]. A North American shrub, called yellowroot: the root and wood are bitter and tonic.

Xanthorrhœa (zan-tho-re'ah). See *acaroid resin*, under *resin*.

xanthosarcoma (zan"tho-sar-ko'mah). A sarcoma containing xanthoma cells.

xanthosis (zan-tho'sis) [Gr. ξανθός yellow]. A yellowish discoloration; degeneration with yellowish pigmentation. **x. diabet'ica,** a yellowish appearance of the skin of diabetics attributed to an excess of lipochromes in the blood. **x. of the septum nasi,** yellow pigmentation of the mucous membrane of the nose, due to degeneration of the blood after hemorrhage.

xanthous (zan'thus) [Gr. ξανθός yellow]. Yellow or yellowish.

xanthoxylene (zan-thoks'il-ēn). A clear, volatile oil, $C_{10}H_{16}$, from *Xanthox'ylum ala'tum*, of southern Asia.

xanthoxylin (zan-thoks'il-in). 1. A crystallizable principle, $C_{10}H_{12}O_4$, from *Xanthox'ylum piper'itum*, or Japanese pepper. 2. A concentration prepared from the bark of *Xanthox'ylum fraxin'eum*. Dose, 1–2 gr. (0.066–0.133 gm.).

Xanthoxylum (zan-thoks'il-um) [Gr. ξανθός yellow + ξύλον wood]. Prickly ash; a genus of rutaceous trees and shrubs, with a medicinal bark. The bark of *Xanthox'ylum america'num*, or of *X. clavaher'culis*, or prickly ash, contains *xanthoxylin*, and has stimulant, sialogogue, and antirheumatic properties. It is used as an emmenagogue and carminative. Dose of extract, 3–10 gr. (0.2–0.6 gm.); of fluidextract, 10–40 min. (0.6–2.5 c.c.).

xanthuria (zan-thu're-ah) [Gr. ξανθός yellow + οὖρον urine]. Excess of xanthin in the urine.

xanthylic (zan-thil'ik). Pertaining to xanthin. **x. acid,** one of the nucleic acids.

xaxa (zazks'ah). A trade name for pure acetylsalicylic acid.

xaxaquin (zazks'ak-win). Quinin acetylsalicylate, said to unite the action of quinin and salicylic acid: used in influenza, neuralgia, etc.

X-chromosome. See under *chromosome*.

X-disease. Mackenzie's name for a series of morbid symptoms of unknown origin, consisting of a feeling of general ill health, with sensitiveness to cold, dyspepsia, intestinal disorder, and disturbance of respiration and heart action.

xenembole (zen-em'bo-le) [Gr. ξένος foreign + ἐμβολή hurling]. The introduction of foreign substances into the system.

xenenthesis (zen-en-the'sis) [Gr. ξένος foreign, strange + ἔνθεσις putting on]. Same as *xenembole*.

xenodiagnosis (zen"o-di-ag-no'sis) [Gr. ξένος foreign + *diagnosis*]. Diagnosis by finding the causative organism in an animal infected from the patient.

xenodochia (zen-o-do'ke-ah) [Gr. ξένος stranger]. Medieval hospitals for poor and infirm pilgrims.

xenogenesis (zen-o-jen'es-is) [Gr. ξένος strange + *genesis*]. 1. Alternation of generation; heterogenesis. 2. The production of offspring unlike either parent.

xenogenous (zen-oj'en-us) [Gr. ξένος strange + γενᾶν to produce]. 1. Caused by a foreign body, or originating outside the organism. 2. Formed or developed in the host: a term applied to toxins formed by the action of stimuli on the cells of the host.

xenomenia (zen-o-me'ne-ah) [Gr. ξένος strange + μηνιαῖα menses]. Vicarious menstruation.

xenon (zen'on) [Gr. ξένος strange] An inert gaseous element found in the atmosphere; atomic weight, 130.2; symbol, Xe.

xenoparasite (zen-o-par'as-īt) [Gr. ξένος host + *parasite*]. A parasite of external origin; especially, one which develops pathogenicity on account of weakened resistance on the part of the host.

xenophobia (zen-o-fo'be-ah) [Gr. ξένος stranger + φόβος fear]. Dread of strangers.

xenophonia (zen-o-fo'ne-ah) [Gr. ξένος strange + φωνή voice]. Alteration of the accent and intonation of a person's speech.

xenophthalmia (zen-of-thal'me-ah) [Gr. ξένος strange + ὀφθαλμία ophthalmia]. Traumatic conjunctivitis.

Xenopsylla (zen-o-sil'ah). A genus of fleas. *X. astia*, a rat flea of India which does not seem to transmit plague. *X. brasilien'sis*, a rat flea of southern India. *X. cheo'pis*, a rat flea of India and of the coast of the United States which transmits plague.

xeransis (ze-ran'sis) [Gr. ξηρός dry]. Drying up; loss of moisture.

xerantic (ze-ran'tik). Causing dryness; siccative.

xeraphium (ze-raf'e-um). A drying powder.

xerase (ze'rās). A preparation of dry yeast with sugar and nutritive salts used in septic conditions of the female genital tract.

xerasia (ze-ra'se-ah) [Gr. ξηρός dry]. A disease of the hair in which it becomes dry and dusty.

xerium (ze're-um) [Gr. ξήριον]. A desiccative powder.

xerocollyrium (ze"ro-kol-ir'e-um) [Gr. ξηρός dry + κολλούριον collyrium]. A dry collyrium; an eye-salve.

xeroderma (ze-ro-der'mah) [Gr. ξηρός dry + δέρμα skin]. A disease marked by roughness and dryness of the skin; especially a disease resembling ichthyosis, and marked by a dry, rough, discolored state of the skin, with the formation of a scaly desquamation. **x. of Kaposi,** a diffuse idiopathic atrophy of the skin. **x. pigmento'sum,** a rare and equally fatal disease marked by brown spots and ulcers of the skin, with muscular and cutaneous atrophy and telangiectasis. It is also known as *atrophoderma pigmentosum*, *Kaposi's disease*, and *melanosis lenticularis progressiva*.

xerodermatic (ze"ro-der-mat'ik). Pertaining to or of the nature of xeroderma.

xerodermia (ze-ro-der'me-ah) [Gr. ξηρός dry + δέρμα skin]. Same as *asteatosis*.

xeroform (ze'ro-form). A yellow, neutral powder derived from tribromphenol and bismuth, $(C_6H_2Br_3O)_2BiOH + Bi_2O_3$: useful in the treatment of wounds, abscesses, etc., and as an intestinal antiseptic. Dose, 5–8 gr. (0.333–0.518 gm.).

xeroma (ze-ro'mah) [Gr. ξηρός dry]. An abnormally dry condition of the conjunctiva; xerophthalmia.

xeromenia (ze-ro-me'ne-ah) [Gr. ξηρός dry + μηνιαῖα menses]. A condition in which the bodily symptoms of menstruation occur without any flow.

xeromycteria (ze-ro-mik-te're-ah) [Gr. ξηρός dry + μυκτήρ nose]. Dryness of the nasal mucous membrane.

xerophagia (ze-ro-fa'je-ah) [Gr. ξηρός dry + φαγεῖν to eat]. The eating of dry food.

xerophagy (ze-rof'ag-e). Xerophagia.

xerophthalmia, xerophthalmus (ze-rof-thal'me-ah, ze-rof-thal'mus) [Gr. *ξηρός* dry + *ὀφθαλμία* ophthalmia]. Conjunctivitis with atrophy and no liquid discharge, producing an abnormally dry and lusterless condition of the eyeball.

xerosis (ze-ro'sis) [Gr. *ξήρωσις*]. Abnormal dryness, as of the eye or skin. **x. parenchymato'sus,** xerophthalmia due to trachoma. **x. superficia'lis,** xerophthalmia due to exposure of the eyeball to the air.

xerostomia (ze-ro-sto'me-ah) [Gr. *ξηρός* dry + *στόμα* mouth]. Dryness of the mouth from lack of the normal secretion.

xerotic (ze-rot'ik). Characterized by xerosis or dryness.

xerotocia (ze-ro-to'se-ah) [Gr. *ξηρός* dry + *τόκος* labor]. Dry labor.

xerotripsis (ze-ro-trip'sis) [Gr. *ξηρός* dry + *τρῖψις* friction]. Dry friction.

Ximenia (zi-me'ne-ah). A genus of African olacineous trees: the drupes of some species are edible and aromatic.

x-ing. Same as *radiography.*

xinol (zi'nol). See *zinol.*

xiphin (zif'in). A protamin from the sperm of the sword fish, *Xiphias gladius.*

xiphisternal (zif-is-ter'nal). Pertaining to the xiphisternum.

xiphisternum (zif-is-ter'num) [Gr. *ξίφος* sword + *στέρνον* sternum]. The xiphoid cartilage.

xiphocostal (zif''o-kos'tal) [Gr. *ξίφος* sword + L. *cos'ta* rib]. Pertaining to the xiphoid cartilage and the ribs.

xiphodidymus (zif-o-did'im-us). Xiphodymus.

xiphodymus (zi-fod'im-us) [Gr. *ξίφος* sword + *δίδυμος* twin]. Same as *xiphopagus.*

xiphodynia (zif-o-din'e-ah) [Gr. *ξίφος* sword + *ὀδύνη* pain]. Pain in the xiphoid cartilage.

xiphoid (zi'foid) [Gr. *ξίφος* sword + *εἶδος* form]. Shaped like a sword. **x. cartilage** or **process.** See under *process.* **x. ligament,** the costoxiphoid ligament.

xiphoiditis (zi-foi-di'tis). Inflammation of the xiphoid process.

xiphopagotomy (zi-fop-ag-ot'o-me) [*xiphopagus* + Gr. *τομή* a cut]. Surgical separation of the two individuals of a xiphopagus.

xiphopagus (zi-fop'ag-us) [Gr. *ξίφος* sword + *πάγος* fixed]. A double monster joined at the thorax and pelvis.

xograph (eks'o-graf). Same as *radiograph.*

x-rays (eks'rāz). See *Roentgen rays,* under *ray.*

xylan (zi'lan). One of the hemicelluloses.

xylene (zi-lēn') [Gr. *ξύλον* wood]. 1. Same as *xylol.* 2. A group of hydrocarbons of the benzene series.

xylenin (zi-le'nin). A poison like etherin, chloroformin, and benzenin, extractable by xylene from tubercle bacilli. Called also *xylenobacillin.*

xylenobacillin (zi-le''no-bas-il'in). See *xylenin.*

xylenol (zi'len-ol). Any one of a series of colorless, crystalline substances, $(CH_3)_2C_6H_3OH$, resembling phenol. **x. salicylate,** a white powder, $OH.C_6H_4.CO.O.C_6H_3(CH_3)_2$: used as an antirheumatic in doses of 2–6 gr. (0.12–0.36 gm.).

xylenol-salol (zil''en-ol-sa'lol). Either one of three isomeric compounds (ortho-, meta-, and para-xylenol-salol): intestinal antiseptics.

xylidin (zil'id-in). A compound, $(CH_3)_2C_6H_3.NH_2$, derived from dimethylanilin: used as a dye.

xylobalsamum (zi-lo-bal'sam-um) [Gr. *ξυλοβάλσαμον*]. The wood of the oriental balsam tree.

Xylocarpus (zi-lo-kar'pus). A genus of Asiatic meliaceous trees: said to afford stomachic remedies.

xylocassia (zi-lo-kash'e-ah) [Gr. *ξυλοκασσία*]. The wood of the cassia tree.

xylochloral (zi-lo-klo'ral). A hypnotic derivative of xylose and chloral. Dose, 3–8 gr. (0.2–0.5 gm.).

xylocinnamomum (zi''lo-sin-am-o'mum). The wood of the cinnamon tree.

xylogen (zi'lo-jen). Lignin.

xyloidin (zi-loid'in) [Gr. *ξύλον* wood + *εἶδος* form]. A white, explosive substance, $C_6H_9(NO_2)O_6$, prepared from starch by the action of nitric acid.

xylol (zi'lol) [Gr. *ξύλον* wood]. Dimethylbenzene; an antiseptic hydrocarbon, $C_6H_4(CH_3)_2$, from methyl alcohol or coal-tar: used as a mouth-wash, and in microscopy as a solvent and clarifier. It is also used in syphilis. Dose, 15–20 min. (1–1.33 c.c.). **x. balsam,** Canada balsam dissolved in xylol. See *stains, table of.*

xyloma (zi-lo'mah) [Gr. *ξύλον* wood + *-ωμα* tumor]. A woody tumor on a tree or plant.

xylonite (zi'lo-nīt) [Gr. *ξύλον* wood]. A substance which resembles celluloid manufactured from pyroxylin.

xylosazone (zi-lo'sa-zōn). The phenyl-osazone of xylose. It is osomeric with arabinosazone.

xylose (zi'lōs) [Gr. *ξύλον* wood]. A sugar, or pentose, $CH_2OH(CHOH)_3CHO$, obtained from beech-wood, jute, etc, and sometimes found in the urine.

xylostein (zi-los'te-in). A poisonous glucosid from the berry of *Lonice'ra xylos'teum,* a species of honeysuckle: purgative and emetic.

xylostyptic ether (zi-lo-stip'tik). Same as *collodium stypticum.*

xylotherapy (zi-lo-ther'ap-e) [Gr. *ξύλον* wood + *θεραπεία* treatment]. Medical treatment by the application of certain woods to the body.

xylyl bromid. See *benzyl bromid.*

xylyl chlorid. See *benzyl chlorid.*

xylylene-diamin (zi''lil-ēn-di-am'in). One of a group of compounds, $C_6H_2(CH_3)_2(NH_2)_2$: used in making dye-colors.

xyol (zi'ol). A proprietary soft soap containing formaldehyd.

xyphoid (zi'foid). See *xiphoid.*

xyrospasm (zi'ro-spazm) [Gr. *ξύρον* razor + *spasm*]. Shaving cramp.

xysma (zis'mah) [Gr. *ξῦσμα*]. A material, like bits of membrane, seen in the stools of diarrhea.

xyster (zis'ter) [Gr. *ξυστήρ*]. A surgeon's file or raspatory.

xystos, xystus (zis'tos, zis'tus) [Gr. *ξυστός* scraped]. Scraped lint.

Y

Y, Yt. Symbols for *yttrium.*

yabin (ya'bin). An amorphous alkaloid from **yaba,** the bark of *Andi'ra excel'sa.*

yadil (yad'il). A proprietary antiseptic trimethenal allylic carbide.

yahourth (yah'oort). Yogurt.

Yakimoff's test (yah-ke'mofs). See under *tests.*

yam, wild (yam). See *Dioscorea.*

Y-angle. The angle between the radius fixus and a line joining the lambda and the inion.

yaourt (yah'oort) [Turk.] Same as *yogurt.*

yard (yard). 1. A measure of three feet. See *weights and measures, table of.* 2. The penis. **y.-sitting,** sitting with the arms stretched out horizontally from the sides, a position assumed in receiving massage.

yarns of Holmgren (yarnz). Skeins of light green, purple, and red yarn, used in testing the color sense. See *Holmgren's test,* under *tests.*

yarrow (yar'o). See *Achillea.*

yatren (e-at'ren). Iodo-oxy-quinolin sulphonic acid; a quinin derivative used in treating wound infections, as a tissue stimulant, and in the treatment of amebic dysentery. **y.-casein,** a mixture of yatren and casein: used for injection in nonspecific protein therapy.

yava-skin (yah'vah-skin). A kind of elephantiasis caused by the habitual use of kava.

yaw (yaw). A frambesial sore. **guinea-corn y.,** frambesia in which the lesions resemble a grain of maize. **mother-y.,** the largest and most persistent of a crop of frambesial sores. **ring-worm y.,** frambesia in which the lesions are circular.

yawey (yaw'e). Affected with yaws.

yawn (yawn). A deep, involuntary respiration made with the open mouth.

yawning (yawn'ing). Pandiculation; a deep, involuntary inspiration with the open mouth, often accompanied by the act of stretching one's self.

yaws (yaws). Same as *frambesia.* **bush y., forest y.,** a form of oriental sore in which the lesions consist of crust-capped nodules resembling yaws: caused by *Leishmania braziliensis.*

Yb. The symbol for *ytterbium.*

Y-bacillus. See *bacillus.*

Y-cartilage. See *cartilage.*

yeast (yēst). The common name for Saccharomyces, q. v. Yeasts are used for leavening bread, for producing alcoholic fermentation, and to some extent as remedial agents Some yeasts are pathogenic for man. See *blastomycosis.* **beer-y., brewers' y.,** yeast produced by the *Saccharomyces cerevisiæ,* and obtained in the brewing of beer. It is used as an antiseptic and stimulant in typhoid fever, as a preventive of boils, and as an application to ulcers.

yeastone (yēst'ōn). The active principles of yeast in pill form.

yeki (ya'ke). The Japanese name for bubonic plague.

yelk (yelk). See *yolk.*

yellow (yel'o). One of the primary colors. **acid y.** Same as *fast y.* **acid y. D.** Same as *tropeolin OO.* **acridinium y.** See under *acridinium.* **alizarin y.,** an indicator used in the determination of hydrogen-ion concentration with a P_H range of 10.1–12.1. **brilliant y.,** an indicator with a P_H range of 6–8. **canary y.,** auramin. **chrome y.,** lead chromate, $PbCrO_4$: used in stains and paints. **corallin y.,** the sodium salt of rosolic acid. **fast y.,** a yellow, acid azo dye: used in staining bone, $(N.C_6H_4.SO_2ONa)_2NH_2$. **y. fever.** See under *fever.* **imperial y.** Same as *aurantia.* **king's y.,** orpiment. **Manchester** or **Martius y.,** a poisonous, yellow, azo dye, $C_{10}H_5(NO_2)_2OH$: used as a stain and in the preparation of light filters. **metanil y.,** an indicator used in the determination of hydrogen-ion concentration. It has a P_H range of 1.2–2.3. **naphthol y.** Same as *Manchester y.* **y. nucleus.** See under *nucleus.* **Philadelphia y.** Same as *phosphin* (2d def.). **pyoktanin y.** Same as *auramin.* **visual y.,** visual purple that has been bleached by light; xanthopsin.

yellow cross. See *dichlorodiethyl sulfid.*

Yemen ulcer (yem'en). Same as *anamite ulcer.* See under *ulcer.*

yenomal (yen'o-mal). A proprietary remedy: said to be a coal-tar derivative.

Yeo's treatment (ye'ōz) [Isaac Burney *Yeo,* London physician, 1835–1914]. See *treatment.*

yerba (yer'bah). Spanish for *herb.* **y. buena** (bwa'nah) [Sp. "good herb"], an aromatic labiate plant of California, *Microme'ria chamisso'nis (douglas'ii):* carminative, anthelmintic, and anticatarrhal. Dose of fluidextract, ½–2 fl.dr. (2–8 c.c.). **y. de la golondrina** (da lah go-lon-dre'nah) [Sp.], a name given in Mexico, etc., to various plants of the genus *Euphor'bia:* locally used as a remedy for snake-bite. **y. de mate** (da mah-ta). Same as *maté* or *Ilex paraguayensis.* **y. mansa** (man'sah). See *mansa.* **y. reuma** (ree-oo'mah), the plant *Franke'nia grandifo'lia,* of California, Texas, etc. The leaves are astringent and are used in catarrhal affections. Dose of fluidextract, 10–20 min. (0.666–1.333 c.c.). **y. santa** (sahn'tah). Same as *Eriodictyon.*

yerbazin (yer'ba-zin). A syrupy aromatic preparation of yerba santa (*Eriodic'tyon glutino'sum*).

yerbin (yer'bin). An alkaloid from *I'lex paraguayen'sis,* resembling caffein.

yerli (yer'le). A fine quality of Turkey opium.

Yersin's serum [Alexander *Yersin,* French physician, born 1862]. See under *serum.*

yew. See *Taxus baccata.*

-yl [Gr. ὕλη matter or substance] A suffix signifying a radical, particularly a univalent hydrocarbon radical.

ylang-ylang (e''lahng-e'lahng). A tree of the Malayan Islands, *Canan'ga odora'ta:* its flowers afford a fragrant volatile oil

-ylene. A suffix used in chemistry to denote a bivalent hydrocarbon radical.

Y-ligament. The iliofemoral ligament. See *ligament.*

yochubio (yo-tshu'be-o). See *tsutsugamushi disease,* under *disease.*

yoghurt, yogurt (yog'hert). Bulgarian curdled milk: said to expel harmful intestinal bacteria.

yohimbenin (yo-him'ben-in). An alkaloid, $C_{33}H_{45}O_6N_3$, from yohimbé bark and leaves.

yohimbin (yo-him'bin). An alkaloid, $(C_{21}H_{26}N_2O_3)_4H_2O$, from a tree of West Africa called yohimbehoa, *Corynan'the johim'be.* The hydrochlorate is said to be useful in functional impotence. Dose, $\frac{1}{12}$–$\frac{1}{60}$ gr. (0.005–0.007 gm.) in water.

yohourt. Same as *yogurt.*

Yokagawa (yo-kah-gah'wah). Same as *Metagonimus.*

yolk (yōk) [L. *vitel'lus*]. 1. The nutrient part of the ovum; especially the yellow portion of the egg of a bird. 2. Crude wool-fat or suint. **accessory y.,** the nutritive yolk; the portion of the yolk that serves for the nutrition of the formative portion. **y.-cells, y.-granules,** the morphologic elements composing the yolk. **y.-cleavage,** segmentation of the vitellus. **y.-food,** the

nutritive part of the yolk of an ovum; deuteroplasm. **formative y.**, that part of the ovum whence the embryo is developed. **y.-sac.** Same as *umbilical vesicle*. See *vesicle*. **y.-skin**, the *vitelline membrane* (q. v.). **y.-space**, the space formed in the ovum by the shrinking of the vitellus from the zona pellucida. **y.-stalk.** Same as *umbilical duct*. See *duct*. **y. sweet clover**, Melilotus.

Young-Helmholtz theory (yung-helm'hōlts) [Thomas *Young*, English physician, 1773–1829; H. L. F *Helmholtz*, German physician, 1821–1894]. See *theory*.

Young's operation (yungz) [Hugh H. *Young*, Baltimore surgeon]. See under *operation*.

Young's rule (yungz) [Thomas *Young*, English physician, 1773–1829]. A rule for determining the proportion of an adult dose to give to a young child, consisting in adding 12 to the age and dividing by the age, which will give the denominator of a fraction whose numerator is 1. Thus, for a child three years old, $\frac{3 + 12}{3} = 5$, so that the dose for the child is one-fifth of the adult dose.

yperite (i'per-īt). See *dichlorodiethyl sulfid*.

ypsiliform (ip-sil'if-orm) [Gr. *ὑψιλόν* the letter *u* or *y*.] Y-shaped.

y. s. Abbreviation for *yellow spot* of the retina.

ysyn (is'in). A proprietary food containing no iron and rich in milk-albumen.

ytterbium (it-er'be-um) [from *Ytterby*, in Sweden]. A very rare metal; symbol, Yb; atomic weight, 173.5.

yttrium (it're-um) [from *Ytterby*, in Sweden]. A very rare metal, allied to cerium; symbol, Yt; atomic weight, 89.33.

Yucca (yuk'ah). 1. A genus of liliaceous plants. The wood of some species is used for surgeons' splints. 2. A homeopathic preparation from the roots and leaves of *Y. filamento'sa*, a diuretic species

Yvon's test (e'vonz) [Paul *Yvon*, French physician, 1848–1913]. See under *tests*.

Yzquierdo's bacillus (iz-ke-er'dōz) [Vicente *Yzquierdo*, histologist in Santiago, Chili]. See under *bacillus*.

Z

Z. Abbreviation for Ger. *Zuckung*, contraction.

z. Chemical symbol for *atomic number*.

zacatilla (zak''ah-tēl'yah) [Sp.]. The choicest quality of cochineal

zachun (zah-koon') [Arab.]. A fatty oil afforded by the bito tree, *Balani'tes ægypti'aca*. The edible drupes in their unripe state are purgative.

Zagla's ligament (zah'glahz). See under *ligament*.

Zahn's lines or **ribs** (zahnz). See *lines of Zahn*.

zakavasta (zak-av-as'tah). The Russian name for kephir grains.

Zaleski's test. See under *tests*.

Zambesi fever (zam-be'ze). See under *fever*.

Zambesi ulcer (zam-be'ze). See under *ulcer*.

zanaloin (zan-al'o-in). The aloin of Zanzibar aloes said to be identical with socaloin.

Zander apparatus (zan'der) [Jonas Gustav Wilhelm *Zander*, Swedish physician, 1835–1920]. See *apparatus*.

Zang's space (zangs) [Christoph Bonifacius *Zang*, German surgeon, 1772–1835]. See under *space*.

zanol (za'nol) Sodiocaffein salicylate, used as a heart tonic and diuretic.

zanthin (zan'thin). See *xanthin*.

zanzolin (zan'zo-lin). A proprietary insect powder containing pyrethrum flowers and valerian root.

zapon lac (za-pon'). A varnish of pyroxylin dissolved in amyl alcohol and amyl acetate.

Zappert's chamber (tsahp'erts) [Julius *Zappert*, physician in Vienna, born 1867]. A chamber for counting blood-corpuscles with the microscope.

zaranthan (zar-an'than) [Heb.]. A hardening of the breast.

Zaufal's sign (tsow'fahlz) [Emanuel *Zaufal*, Prague rhinologist, 1837–1910]. Saddle-nose.

Zea (ze'ah) [L.]. A genus of large grasses of which *Zea mays*, our ordinary corn or maize, is the only species. The stigmas and styles are diuretic, and have been used in cystitis, dropsy, and gonorrhea. Dose of fluidextract, 1 to 2 fl.dr. (4–8 c.c.).

zean (ze'an). An active diuretic used in disease of the mucous membranes. It is a fluidextract of maize silk.

zearin (ze'ar-in). A colorless substance, $C_{52}H_{88}O_4$, from various lichens.

zebromal (ze-bro'mal). A white, crystalline powder, dibrom cinnamic acid ethyl ester, $C_6H_5.CHBr.CHBr.CO.O.C_2H_5$: use and dose like that of sodium bromid.

zedoary (zed'o-a-re) [L. *zedoa'ria*]. The rhizome of *Curcu'ma zedoa'ria*, a plant of India, which resembles ginger Dose, 8–30 gr. (0.5–2 gm.).

Zeeman effect (tse'man) [P *Zeeman*, contemporary Dutch physicist]. See under *effect*.

zein (ze'in). A soft, yellowish protein obtainable from maize.

zeinolysis (ze-in-ol'is-is). The splitting up of zein by ferments in the blood.

zeinolytic (ze''in-o-lit'ik) [*zein* + Gr. λύσις solution]. Splitting up zein.

Zeisel's test (zīs'lz). See under *tests*.

zeism, zeismus (ze'izm, ze-is'mus) [L. *ze'a* maize]. A skin disease said to be due to the too free use of maize as an article of food.

Zeissel's layer (tsi'selz). See under *layer*.

zeissian (zīs'e-an). Named for or described by Zeiss. See *gland, stye*, etc.

zeist (ze'ist). One who believes that pellagra is caused by eating poisonous maize.

zeistic (ze-is'tik). Pertaining to maize. See *zeistic theory*, under *theory*.

Zeller's test (zel'erz). See under *tests*.

zelotypia (ze-lo-tip'e-ah) [Gr. ζῆλος zeal + τύπτειν to strike]. Morbid or insane zeal; also insane jealousy.

zematol (zem'at-ol). A proprietary ointment of ichthyol, zinc oxid, and oil of betula.

zematone (zem'at-ōn). A powder for asthma containing various sedative agents.

Zenker's crystals, degeneration, paralysis, solution, etc. (zenk'erz) [Friedrich Albert *Zenker*, German pathologist, 1825–1898]. See *crystal, degeneration, paralysis, solution*, etc.

zenkerism (zen'ker-izm). Zenker's degeneration of muscular tissue. See under *degeneration*.

zenkerize (zen'ker-īz). To fix in Zenker's solution.

zenoleum (ze-no'le-um). A proprietary disinfectant preparation.

zeodoti (ze-od'o-te). A drug formerly used against flatulence.

zeolite (ze'o-līt). A hydrated double silicate; probably the active constituent in permutit.

zeoscope (ze'o-skōp) [Gr. ζέειν to boil + σκοπεῖν to view]. An apparatus for determining the alcoholic strength of a liquid by means of its boiling-point.

zero (ze'ro) [Ital. "naught"]. The point on a thermometer-scale at which the graduation begins. The zero of the Centigrade and Réaumur thermometers is the melting-point of ice. That of the Fahrenheit scale is 32 degrees below the melting-point of ice. **absolute z.**, the supposed lowest possible temperature. It is 273.13 degrees below the centigrade zero. **limes z.** See *Lo dose*, under *dose*. **physiologic z.**, the temperature at which a thermal stimulus ceases to cause a sensation.

zerodone (ze'ro-dōn). An apparatus for cooling the rectum by maintaining a circulation of a liquid at a low temperature.

zerumbet (ze-rum'bet) [East Indian]. A spice or drug, the dried rhizome of *Zin'giber zerum'bet*: now little used.

zest (zest). The oil in the rind of the orange or lemon.

zestocausis (zes-to-kaw'sis) [Gr. ζεστός boiling hot + καῦσις burning]. The therapeutic application of a tube containing superheated steam.

zestocautery (zes-to-kaw'ter-e). A tube or appliance for use in making a zestocausis.

zibeth, zibet (zi'beth). A species of civet, *Viver'ra zibeth'a*, of southern Asia: it affords civet.

ziega (ze-a'gah). A kind of curd made by treating milk with rennet and afterward with acetic acid.

Ziegler's operation (zēg'lerz) [S. Louis *Ziegler*, ophthalmologist in Philadelphia, 1861–1925]. See under *operation*.

Ziehen's test (tse'hen) [Theodor *Ziehen*, German neurologist, born 1862]. See under *tests*.

Ziehen-Oppenheim disease (tse'hen-op'en-hīm) [Theodor *Ziehen*, German neurologist, born 1862; H. *Oppenheim*, German neurologist, born 1858]. Dystonia musculorum deformans.

Ziehl's method, solution (tsēls) [Franz *Ziehl*, German bactericlogist, born 1857]. See *stains, table of*.

Ziemssen's motor points, treatment (zēm'-sen) [Hugo von *Ziemssen*, physician in Munich, 1829–1902]. See under *points* and *treatment*.

zimb (zimb). A fly of the genus *Pango'nia*, found in Abyssinia: exceedingly annoying to man and animals.

Zimmerlin's type (tsim'er-linz) [Franz *Zimmerlin*, Swiss physician of the nineteenth century]. See under *type*.

Zimmermann's arch, corpuscle (tsim'er-manz) [Karl Wilhelm *Zimmermann*, German histologist, born 1861]. See *arch* and *corpuscle*.

Zimmermann's decoction (tsim'er-manz). See under *decoction*.

zimphen, zimphene (zim'fen, fēn). Metaoxycyanocinnamate of sodium; a yellowish-white, crystalline substance, recommended as an antiseptic stimulant for gastric secretion in dyspepsia and gastro-intestinal atony. Dose, 5–10 gr. (0.333–0.666 gm.).

zinc (zink) [L. *zin'cum*]. A blue-white metal many of whose salts are medicinal and poisonous: symbol, Zn: atomic weight, 65.37; specific gravity, 6.9–7.2. Melted zinc, when poured into water, becomes granular in form (*granulated z.*), and its salts are poisonous, often, when absorbed by the system, producing a chronic poisoning resembling that caused by lead. **z. acetate**, a salt, $Zn(C_2H_3O_2)_2 + 3H_2O$, used locally in ear diseases, gonorrhea, etc., in a solution of 0.2 to 1 per cent. strength. **z. and mercury cyanid**, an antiseptic used in dressing wounds. Called also *z. mercuricyanid*. **z. and potassium cyanid**, $K_2Zn(CN)_4$: used in neuralgia, gastralgia, epilepsy, and chorea. Dose, ¼–½ gr. (0.01–0.03 gm.). **z. borate** (*z. pyroborate*), a white powder, $ZnB_4O_7 + 7H_2O$; used as an antiseptic application. **z. bromid** (*zin'ci bromi'dum*), $ZnBr_2$: used in epilepsy. Dose, 1–2 gr. (0.066–0.13 gm.). **z. calcium cyanid**, a salt in white crystals, $ZnCa(CN)_4$, an antiseptic for wounds. **z. carbolate**, a white powder used as a surgical dusting-powder and antiseptic. **z. carbonate**, a salt, $2ZnCO_3.3Zn(OH)_2$: used as a dusting-powder or in the form of a cerate. *Calamine* is a native zinc carbonate, and is used like the ordinary carbonate in the form of an ointment (*Turner's cerate*). **z. chlorid** (*zin'ci chlo'ridum*), a crystalline compound, $ZnCl_2$: used as an escharotic for cancer and ulcers, and in a weak solution as a disinfectant and astringent in vaginitis and throat inflammations. A 50 per cent. solution of zinc chlorid is used as a disinfectant and preservative under the name of *Burnett's disinfecting fluid*. **z. chrysophanate**, a red-brown powder: an antiseptic for external use. **z. cyanid**, a white compound, $ZnCy_2$: used in epilepsy, chorea, neuralgia, gastralgia, palpitation, and pain in the cardiac region. Dose, ¼–1 gr. (0.016–0.065 gm.). **z. ferrocyanid**, $Zn_2FeCy_6 + 3H_2O$: used like zinc cyanid. Dose, 1–4 gr. (0.066–0.266 gm.). **z. gallate**. See *z. subgallate*. **z. gynocardate**, a yellow powder used in skin diseases. **z. ichthyol sulphonate**, a salt, $(C_{28}H_{36}S_3O_6H)Zn_4$: used in skin diseases. **z. iodate**, a salt, $Zn(IO_3)_2$: used externally. **z. iodid** (*zin'ci iod'idum*), ZnI_2, is used in chorea, scrofula, etc: astringent and disinfectant. Dose, ½–2 gr. (0.032–0.13 gm.). **z. lactate**, a salt, $Zn(C_3H_5O_3)_2 + 3H_2O$: useful in epilepsy. Dose, 2–10 gr. (0.13–0.666 gm.). **z. mercuricyanid**, a white, insoluble powder, $ZnHg(CN)_4$: a non-irritating antiseptic. **z. oleate** (*zin'ci olea'tum*), a soap, $(C_{17}H_{33}COO)_2Zn$: used in skin diseases. **z. oleostearate**, a semifluid oily substance prepared from zinc stearate and benzoated albolene: used in intranasal and throat disorders. **z. oxid** (*zin'ci ox'idum*), a white, amorphous salt, ZnO, known also as *z. white*. It is given in whooping-cough, asthma, epilepsy, diarrhea, phthisical night-sweats, etc., and is used in the form of a dusting-powder or ointment in intertrigo, eczema, ulcers, etc. Dose, 2–8 gr. (0.13–0.52 gm.). **z. permanganate**, a salt, $Zn(MnO_4)_2 + 6H_2O$, in violet crystals. It has antiseptic properties and is used in urethritis in 1 : 4000 solution. **z. peroxid**, an antiseptic dusting-powder. **z. phenolsulphonate**. Same as *z. sulphocarbolate*. **z. phosphid** (*zin'ci phos'phidum*), a substance, Zn_3P_2: used like phosphorus in neuralgia, neurasthenia, sexual weakness, hysteria, amenorrhea, chlorosis, etc. Dose, $\frac{1}{20}$–$\frac{1}{10}$ gr. (0.003–0.006 gm.). **z. salicylate**, a salt in colorless crystals, $(C_7H_5O_3)_2Zn + 3H_2O$; an antiseptic: used in skin diseases, etc. **z. sozoiodolate**, a salt, $(C_6H_2I_2(OH)SO_3)_2Zn + 6H_2O$, occurring in colorless needles. **z. stearate**, a white, insoluble powder, $(C_{17}H_{35}COO)_2Zn$: used in gonorrhea and in diseases of the nose **z. subgallate**, a greenish-gray powder; an antiseptic: used internally and externally in internal and external disorders. Dose for night-sweats, etc., ½–4 gr. (0.03–0.25 gm.). **z. sulphanilate**. See *nizin*. **z. sulphate** (*zin'ci sul'phas*), white vitriol, $ZnSO_4 + 7H_2O$, a colorless, crystalline substance with tonic, astringent, and emetic properties. It is used as an emetic in croup and in poisoning; as an internal astringent in diarrhea and dysentery, and externally as a caustic, and in a 1 per cent. solution in laryngitis, conjunctivitis, etc. Dose, ¼–½ gr. (0.016–0.032 gm.); emetic dose, 10–30 gr. (0.66–2 gm.). **z. sulphite**, a white, crystalline salt, $ZnSO_3.2H_2O$: used in preparing antiseptic bandages. **z. sulphocarbolate**, a colorless, crystalline salt, $(OH.C_6H_4.SO_3)_2Zn.8H_2O$: used in antiseptic washes. **z. sulphoichthyolate**, used mainly in skin diseases. Dose, ½–1 gr. (0.033–0.066 gm.). **z. sulphydrate**, a white, unstable salt, $Zn(SH)_2$; antiseptic: used in skin diseases, externally and internally. Dose, ½–2 gr. (0.03–0.13 gm.). **z. valerianate** (*zin'ci*

valeria'nas), $(C_4H_9COO)_2Zn + 2H_2O$: useful in neuralgia, epilepsy, hysteria, etc. Dose, 1–2 gr. (00.66–0.133 gm.).

zincalism (zink'al-izm). Chronic zinc poisoning.

zincative (zink'at-iv). Electrically negative, *i. e.*, like the zinc in a Daniell cell.

zinciferous (zink-if'er-us). Containing zinc.

zincochinol (zin-ko-ke'nol). Zinc oxyquinolin sulphonate, used as a vulnerary and antiseptic dusting-powder.

zincoid (zing'koid) [L. *zincum* + Gr. εἶδος form]. The platinum (or other metallic) plate which is connected with a copper plate in the voltaic circuit. It is called *zincoid* because it takes the place of the zinc in the voltaic circuit.

zincopyrin (zing-ko-pi'rin). A double salt of zinc chlorid and phenyldimethylpyrazolon, $(C_{11}H_{12}N_2O)_2ZnCl_2$: used like zinc chlorid, but is less caustic and less toxic.

zinc-perhydrol (zink-per-hi'drol). A combination of zinc and perhydrol, used as an antiseptic and astringent for wounds.

zincporoplast (zink-po'ro-plast). A plastic preparation for applying to a wound, over which it forms a firm protecting covering.

zincum (zing'kum). Latin for *zinc*.

zingiber (zin'jib-er). Latin for *ginger*.

Zinn's central artery (zinz) [Johann Gottfried *Zinn*, German naturalist, 1727–1759]. See *central artery of the retina*, in *arteries, table of*. **Z.'s circlet** or **corona**. Same as *circulus arteriosus halleri*. **Z's ligament.** See *ligament*. **Z's membrane.** See *membrane*. **Z's tendon.** See *ligament*. **Z's zonule.** See *zonule*.

zinol (zi'nol). A patented combination of 1 part zinc acetate and 4 parts aluminum naphthosulphonate, in powder or in tablets. Its aqueous solution is used in gonorrhea.

ziratol (zir'at-ol). A proprietary antiseptic and germicide.

zirbus (zir'bus). An old name for the omentum.

zirconium (zir-ko'ne-um). A rather rare metallic element; atomic weight, 90 6; symbol, Zr; atomic number, 40; chiefly obtained from a mineral called zircon. **z. oxid,** ZrO_2, is used like bismuth for producing contrasts in *x*-ray work.

Zittmann's decoction (zit'manz) [Johann Friedrich *Zittmann*, German physician, 1671–1757]. The compound decoction of sarsaparilla.

Zizia aurea (ziz'e-ah aw're-ah). An umbelliferous plant called golden alexanders: believed to have the properties of *Smyr'nium*.

Zizyphus vulgaris (ziz'e-fus vul-ga'ris). Same as *jujube*. Another species, *Z. lo'tus*, of North Africa, affords an agreeable fruit called *nabbe* and *lotos*.

Zn. The symbol for *zinc*.

znak (tznahk) [Russ.]. A badge worn in Russia by members of the medical profession.

$ZnBr_2$. Zinc bromid.

$Zn(C_2H_3O_2)_2$. Zinc acetate.

$ZnCl_2$. Zinc chlorid.

$ZnCy_2$. Zinc cyanid

ZnI_2. Zinc iodid.

ZnO. Zinc oxid.

$ZnSO_4$. Zinc sulphate.

zoamylin (zo-am'il-in). Glycogen.

zoanthropic (zo-an-throp'ik). Pertaining to or of the nature of zoanthropy.

zoanthropy (zo-an'thro-pe) [Gr. ζῷον animal + ἄνθρωπος man]. The maniacal belief of a patient that he has become a beast.

zoeoptroscope (zo-e-op'tro-skōp) [Gr. ζωή life + σκοπεῖν to view]. A variety of chronophotograph.

zoescope (zo'e-skōp) [Gr. ζωή life + σκοπεῖν to view]. Stroboscope.

zoetic (zo-et'ik) [Gr. ζωή life]. Pertaining to life.

zoetrope (zo'e-trōp) [Gr. ζωή life + τρέπειν to turn]. An apparatus which affords pictures of objects apparently moving as in life.

zoiatria, zoiatrics (zo-e-at're-ah, zo-e-at'riks) [Gr. ζῷον animal + ἰατρεία healing]. Veterinary practice.

zoic (zo'ik) [Gr. ζωικός, from ζωή life]. Pertaining to life or characterized by animal life.

Zöllner's lines (zel'nerz) [Friedrich *Zöllner*, Dutch physicist, 1834–1882]. See under *line*.

zomakyne (zo'mak-in). A proprietary analgesic, anodyne, and antipyretic medicine.

zomidin (zo'mid-in) [Gr. ζωμός broth]. A constituent of meat-extract.

zomine (zo'mīn). A proprietary meat juice for use in zomotherapy.

zomol (zo'mol). A proprietary preparation of meat-plasm.

zomotherapy (zo-mo-ther'ap-e) [Gr. ζωμός broth + *therapy*]. The treatment of disease by muscle plasma, meat-juice, or by meat-diet.

zona (zo'nah) [L.]. 1. A girdle or belt. 2. Herpes zoster. See *zoster*. **z. arcua'ta,** the tunnel formed by the combined arches of Corti. **z. cartilagin'ea,** the limbus of the spiral lamina. **z. ciliа'ris,** the ciliary processes taken together. **z. denticula'ta,** the inner zone of basilar membrane with the zona cartilaginea. **z. dermat'ica,** an elevation of thick skin around the tumor in spina bifida. **z. epithioserosa,** a mass of membranous tissue inside the zona dermatica. **z. facia'lis,** herpes zoster of the face. **z. fascicula'ta,** the central part of the cortex of a suprarenal capsule. **z. gangliona'ris,** a mass of ganglion tissue on the cochlear divisions of the auditory nerve. **z. glomerulo'sa,** the outermost of the layers of the cortex of the suprarenal capsule, having a net-like appearance on section. **z. granulo'sa,** discus proligerus. **z. ig'nea,** herpes zoster. **z. incer'ta,** a mixture of gray and white matter between Luys' body and the dorsal layer of white matter of the hypothalamus. **z. ophthal'mica,** herpes of the ophthalmic nerve. **z. orbicula'ris** [B N A], the thick ring of capsular ligament around the acetabulum. **z. pectina'ta,** the outer part of the basilar membrane of the cochlea, running from the rods of Corti to the spiral ligament. **z. pellu'cida, z. radia'ta,** the innermost of the two lining membranes of the ovum. It is a thick layer traversed by radiating spores. Called also *oolemma* **z. perfora'ta,** the inner portion of the membrana basilaris. **z. reticula'ris,** the inner layer of the cortex of a suprarenal capsule. **z. rolan'dica,** the postcentral and precentral convolutions. **z. serpigino'sa,** herpes zoster. **z. spongio'sa,** the tip of the posterior horn of gray matter of the spinal cord. **z. stria'ta,** zona pellucida. **z. tec'ta,** the part of the basilar membrane which lodges the organ of Corti. **z. tendino'sa,** a fibrous ring at the auriculoventricular opening of the heart. **z. transfor'mans,** Turck's zone; the connective-tissue layer of the intestinal wall where bacteria penetrating from the intestine are destroyed. **z. vasculo'sa,** the medullary part of the basilar membrane which lodges the organ of Corti.

zonæsthesia (zōn-es-the'ze-ah). See *zonesthesia*.

zonal (zo'nal) [L. *zona'lis*]. Of the nature of a zone.

zonary (zo'nar-e). Shaped like a zone.

zone (zōn) [L. *zo'na*; Gr. ζώνη]. A girdle or belt. **abdominal z's,** the three zones into which the surface of the abdomen is divided by the subcostal and intertubercular lines. These regions are the *subcostal*, or that above the subcostal line, the *mesogastric*, or that between the subcostal and intertubercular lines, and the *hypogastric*, or that below the intertubercular line. **z. of alarm,** the upper internal portion of the supraspinous fossa, which represents the area of extreme projection of

the apex of the lung where the earliest signs of tuberculous infection are to be sought. **anelectrotonic z.** See *polar z.* **apical z.**, a narrow area along the gingivæ over the apices of the roots of the teeth. **arsenical z.**, a vesicular eruption caused by arsenic. **cervical z.** 1. The lowest quarter of the internal surface of the uterus. 2. That third of the coronal zone of the teeth which is nearest the necks of the teeth. **Charcot's z's**, the hysterogenic zones. **comfort z.**, an indoor temperature between 13° and 21° C. (55°–70° F) with a humidity of from 30 to 55 per cent. **contact-point z.**, the central third of the coronal zone of the teeth between the occlusal zone and the cervical zone. **cornuradicular z.**, the outer part of Burdach's column **coronal z.**, the entire labial and buccal surface of the teeth. It is divided into three equal parts, the occlusal zone, the contact-point zone, and the cervical zone. **dolorogenic z.**, an area stimulation of which produces pain. **dorsal z. of His**, the smaller upper thickening of the dorsal embryonic spinal cord projecting into the central canal. From it are developed the cerebral hemispheres and optic thalami. **epileptogenic z., epileptogenous z.**, an area stimulation of which may bring on epileptic attacks. **erogenous z., erotogenic z.**, a portion of the body excitation of which produces erotic fancies or sensations. **extravisual z.**, that part of the dioptric surfaces and media which is not capable of accurately focusing light. **gingival z.**, the zone extending along the gingivæ between the apical and cervical zone. **Head's z's**, areas of cutaneous sensitiveness associated with diseases of the viscera; called also *zones of hyperalgesia.* **z. of His**, the four thickenings which run the entire length of the medullary cord in the fetus. **hyperesthetic z.**, a region of the surface of the body marked by abnormal sensibility. **hypnogenous z.**, an area characterized by the fact that pressure upon it will induce sleep. **hypogastric z.** See under *abdominal z's.* **hysterogenic z., hysterogenous z.**, a region of the body whereon pressure may elicit a hysteric attack. **inhibition z's**, dilutions at which no specific action is manifested though it may occur at lower or at higher dilutions of the serum. See *proagglutinoid z.* **intermediate z.**, that portion of the field of vision which lies between the fifteenth and forty-fifth concentric circles **language z.**, the word-center of the cerebral cortex. **z. of large pyramids**, the deepest but one of the four zones in the cortex of the cerebrum. **latent z.**, that part of the cortex of the brain which exhibits no motor symptoms. **lenticular z.**, an area of the cerebrum bounded anteriorly by the white substance of the third frontal convolution, posteriorly by Wernicke's area, externally by the insula, and internally by the wall of the third ventricle. It comprises the external capsule, the lenticular and caudate nuclei, the anterior and posterior segments of the internal capsule, and the optic thalamus. **Lissauer's z., marginal z.**, a bridge of white substance between the apex of the dorsal horn and the periphery of the spinal cord. **median root z.**, the oval fasciculus. See *fasciculus.* **mesogastric z.** See under *abdominal z's.* **motor z.**, an area of the cortex of the brain which, when electrically stimulated, causes contraction of voluntary muscles. **neogenic z.**, the subcapsular layer of the kidney. **neutral z. of His**, a thickening of the dorsal portion of the embryonic spinal cord projecting into the central canal. **occlusal z.**, that third of the coronal zone of a tooth which is nearest the occlusal plane. **pellucid z.**, the zona pellucida. **peripolar z.**, the region around the polar zone. **placental z.**, the surface of the uterus to which the placenta is attached. **polar z.**, the region immediately around an electrode applied to the body. **z. of polymorphous cells**, the innermost or deepest of the four zones of the cerebral cortex. **proagglutinoid z.**, a lower dilution at which no agglutination occurs though higher dilutions produce agglutination. **Rolando's z.**, the motor area of the cerebral cortex. **root z.**, that part of the white matter of the spinal cord which is connected with the anterior and posterior nerve-roots. **z. of small pyramids**, the layer next beneath the superficial zone in the cerebral cortex. **subcostal z.** See under *abdominal z's.* **superficial z.**, the outermost of the four layers of cortical cells of the cerebrum. **transition z., transitional z.**, the circle in the equator of the lens of the eye in which epithelial fibers are developed into lens-fibers. **vascular z.**, a region in the supramastoid fossa containing many foramina for the passage of blood-vessels. **visual z.**, the area around an optic axis in which there is practically no aberration. The extravisual zone just outside of it is practically incapable of accurately focusing light. **Wernicke's z.** See *Wernicke's center*, under *center.* **Westphal's z.**, a zone of the dorsal column of the spinal cord in the lumbar region; said to contain the esodic fibers concerned in the patellar reflex. **z. of Zinn.** See *zonule of Zinn.*

zonesthesia, zonæsthesia (zo-nes-the'ze-ah) [Gr. *ζώνη* zone + *αἴσθησις* sensation]. A sensation of constriction, as by a girdle.

zonifugal (zo-nif'u-gal) [L. *zo'na* zone + *fu'gere* to flee]. Passing outward from any zone or region.

zonipetal (zo-nip'et-al) [L. *zo'na* zone + *pe'tere* to seek]. Passing from outside into any area or region.

zonula (zōn'u-lah), pl. *zon'ulæ* [L.]. A little zone or zonule, especially the zonule of Zinn. **z. ciliaris** [B N A], zonule of Zinn.

zonular (zōn'u-lar). Pertaining to a zonule.

zonule (zōn'ūl) [L. *zon'ula*]. A little zone or girdle. **z. of Zinn**, the suspensory ligament of the eye-lens, consisting of a ring-shaped series of fibers extending from the ciliary body to the equator of the lens. Called also *zone of Zinn.*

zonulitis (zōn-u-li'tis). Inflammation of the zonule of Zinn.

zoö-agglutinin (zo"o-ag-lu tin-in) [Gr. *ζῷον* animal + *agglutinin*] A substance in animal poisons having the power of agglutinating red blood-corpuscles.

zoöamylon (zo-o-am'il-on) [Gr. *ζῷον* animal + *ἄμυλον* starch]. Animal starch; glycogen.

zoö-anaphylactogen (zo"o-an-af-il-ak'to-jen). Zoosensitinogen.

zoöbiology (zo"o-bi-ol'o-je) [Gr. *ζῷον* animal + *βίος* life + *λόγος* discourse]. The biology of animals.

zoöbiotism (zo-o-bi'ot-izm) [Gr. *ζῷον* animal + *βίος* life]. Biotics.

zoöblast (zo'o-blast) [Gr. *ζῷον* animal + *βλαστός* germ]. An animal cell.

zoöchemic (zo-o-kem'ik). Pertaining to zoöchemistry.

zoöchemistry (zo-o-kem'is-tre) [Gr. *ζῷον* animal + *chemistry*]. The chemistry of the animal tissues.

zoöcyst (zo'o-sist). A protozoan cyst.

zoödermic (zo-o-der'mik) [Gr. *ζῷον* animal + *δέρμα* skin]. Performed with the skin of an animal; said of skin-grafting in which the grafts are from the skin of an animal. Cf. *dermatozooplasty.*

zoödynamic (zo"o-di-nam'ik). Pertaining to zoödynamics.

zoödynamics (zo"o-di-nam'iks) [Gr. *ζῷον* animal + *δύναμις* power]. Animal physiology.

zoöerastia (zo"o-e-ras'te-ah) [Gr. *ζῷον* animal + *ἐράστης* lover]. Sexual intercourse with an animal.

zoögenesis (zo-o-jen'es-is). Same as *zoögeny.*

zoögenous (zo-oj'en-us) [Gr. *ζῷον* animal + *γεννᾶν* to produce]. 1. Acquired from animals. 2. Viviparous.

zoögeny (zo-oj'en-e) [Gr. *ζῷον* animal + *γεννᾶν* to

produce]. The production or generation of animals.

zoögeography (zo"o-je-og'raf-e) [Gr. ζῷον animal + *geography*]. The study of the distribution of animal life on the earth.

zoöglea, zoöglœa (zo-o-gle'ah) [Gr. ζῷον animal + γλοιός sticky]. A colony of certain microbes embedded in a jelly-like matrix.

zoögleic, zoöglœic (zo-o-gle'ik). Pertaining to or characterized by the presence of zoöglea.

zoögonous (zo-og'o-nus). Producing living animals.

zoögony (zo-oj'o-ne) [Gr. ζῷον animal + γονή offspring]. The production of animals.

zoögraft (zo'o-graft) [Gr. ζῷον animal + *graft*]. A graft of tissue from an animal; a zooplastic graft.

zoögrafting (zo'o-graft-ing). The grafting of an animal tissue upon the human body.

zoögraphy (zo-og'raf-e) [Gr. ζῷον animal + γράφειν to write]. A treatise on animals.

zoöid (zo'oid) [Gr. ζῷον animal + εἶδος form]. 1. Resembling an animal. 2. An object or form which resembles an animal. 3. One of the individuals in a united colony of animals.

zoölagnia (zo-o-lag'ne-ah) [Gr. ζῷον animal + λαγνεία lust]. Sexual attraction toward animals.

zoölak (zo'o-lak). A proprietary milk-food preparation. Same as *matzoon*.

zoölogy (zo-ol'o-je) [Gr ζῷον animal + λόγος discourse]. The biology of animals; the sum of what is known regarding animals. **experimental z.**, the study of animals by means of experiments performed upon them.

zoönite (zo'on-īt). A cerebrospinal metamere.

zoönomy (zo-on'o-me) [Gr. ζῷον animal + νόμος law]. Same as *zoobiology*.

zoönosis (zo-on'o-sis) [Gr. ζῷον animal + νόσος disease]. A disease produced by animal parasites.

zoönosology (zo"o-no-sol'o-je) [Gr. ζῷον animal + *nosology*] The classification of diseases of animals.

zoönotic (zo-on-ot'ik). 1. Pertaining to zoonosis. 2. Due to animal parasites said of certain diseases.

zoöparasite (zo-o-par'as-īt) [Gr. ζῷον animal + *parasite*] Any animal parasite.

zoöparasitic (zo"o-par-as-it'ik). Pertaining to or produced by animal parasites.

zoöpathology (zo-o-path-ol'o-je) [Gr. ζῷον animal + *pathology*]. Animal pathology, the study of the diseases of animals.

zoöperal (zo-op'er-al). Pertaining to zoöpery.

zoöpery (zo-op'er-e) [Gr. ζῷον animal + πειρᾶν to experiment]. The performing of experiments on animals.

zoöphagous (zo-of'ag-us) [Gr. ζῷον animal + φαγεῖν to eat]. Subsisting upon animal food.

zoöpharmacology (zo"o-far-mak-ol'o-je). Veterinary pharmacology.

zoöpharmacy (zo-o-far'mas-e). Veterinary pharmacy.

zoöphile (zo'o-fīl) [Gr. ζῷον animal + φιλεῖν to love]. An antivivisectionist.

zoöphilism (zo-of'il-izm). 1. Fondness for animals; opposition to vivisection. 2. Feeding an animal. **erotic z.**, sexual pleasure experienced in the fondling of animals.

zoöphobia (zo-o-fo'be-ah) [Gr. ζῷον animal + φόβος fear]. The insane dread of animals.

zoöphysiology (zo"o-fiz-e-ol'o-je) [Gr. ζῷον animal + *physiology*]. Animal physiology.

zoöphyte (zo'o-fīt) [Gr. ζῷον animal + φυτον plant]. Any plant-like animal.

zoöplasty (zo'o-plas-te) [Gr. ζῷον animal + πλάσσειν to form]. The transplantation of tissue from an animal to man. Same as *zoögrafting*.

zoöprecipitin (zo-o-pre-sip'it-in). A precipitin obtained by immunizing injections of protein substances of animal origin.

zoöpsia (zo-op'se-ah) [Gr. ζῷον animal + ὄψις vision]. A hallucination in which the patient thinks he sees animals.

zoöpsychology (zo-o-si-kol'o-je) [Gr. ζῷον animal + *psychology*]. Animal psychology. See *psychology*.

zoöscopy (zo-os'ko-pe) [Gr. ζῷον animal + σκοπεῖν to see]. Zoopsia.

zoösensitinogen (zo"o-sen-sit-in'o-jen) [Gr. ζῷον animal + *sensitinogen*]. A protein substance of animal origin capable of producing anaphylaxis. Called also *zoo-anaphylactogen*.

zoösis (zo-o'sis) [Gr. ζῷον animal]. Any disease due to animal agents.

zoösmosis (zo-os-mo'sis) [Gr. ζωή life + *osmosis*]. The passage of living protoplasm from the blood-vessels into the tissues.

zoösperm (zo'o-sperm) [Gr. ζῷον animal + σπέρμα seed]. Same as *spermatozoon*.

zoöspore (zo'o-spōr) [Gr. ζῷον animal + *spore*]. See *spore*

zoötechnics, zoötechny (zo-o-tek'niks, zo'o-tek-ne) [Gr. ζῷον animal + τέχνη art]. The art of breeding, keeping, and handling animals in domestication or captivity.

zoötherapeutics, zoötherapy (zo"o-ther-ap-u'tiks, zo-o-ther'ap-e) [Gr ζῷον animal + θεραπεία treatment]. Veterinary therapeutics.

zoötomist (zo-ot'o-mist). A dissector of animals.

zoötomy (zo-ot'o-me) [Gr. ζῷον animal + τέμνειν to cut]. The dissection or anatomy of animals.

zoötoxin (zo-o-toks'in) [Gr ζῷον animal + τόξις poisoning]. A toxin or poison of animal origin, such as the venoms of snakes, spiders, scorpions, and lizards, and the serum of eels and snakes.

zoötrophic (zo-o-trof'ik) [Gr. ζῷον animal + τροφή nutrition]. Pertaining to the nutrition of animals

zoötrophotoxism (zo"o-trof-o-toks'izm) [Gr. ζῷον animal + τροφή nutrition + τόξον poison]. Poisoning with animal food.

zoöxanthin (zo-oks-an'thin). A red pigment from the feathers of certain birds, as *Pharom'acrus au'riceps*, a trogon.

Zopfius (zop'fe-us). A genus of Bacteriaceæ. They are Gram-positive, motile long rods in evenly curved chains. They produce a proteus-like growth on culture-media and do not attack carbohydrates.

zoster (zos'ter) [Gr. ζωστήρ girdle]. Shingles, or herpes zoster, an acute inflammatory skin disease marked by the development of groups of vesicles on a reddish base, usually along the course of a cutaneous nerve. It is frequently attended by neuralgic pains. **z. auricula'ris, z. au'ris, z. o'ticus,** herpes zoster of the ear, due to herpetic inflammation of the geniculate ganglion of the facial nerve. **z. brachia'lis,** herpes zoster of the arm and forearm. **z. ophthal'micus,** herpes along the course of the ophthalmic nerve.

Zostera marina (zos'ter-ah mar-i'nah). Seawrack or eelgrass, a marine plant: has been recommended as an application for indolent tumors.

zosteriform (zos-ter'if-orm). Resembling herpes zoster.

zosteroid (zos'ter-oid). Resembling herpes zoster.

Zouchlos' test (zūk'los). See under *tests*.

Zr. The chemic symbol for *zirconium*.

Zsigmondy's gold number method (sig-mon'-dez) [Richard *Zsigmondy*, chemist in Gottingen, the discoverer of the ultramicroscope]. Lange's test. See under *tests*.

Zuckerkandl's body, convolution, organs, vein, etc. (tsook'er-kan-dlz) [Emil *Zuckerkandl*, anatomist in Vienna, 1849–1910]. See under *body, convolution, organ, vein*, etc.

zumo-anana (zu"mo-an-ah'nah). A digestant tonic and stimulant prepared from the juice of pineapple.

zumoid (zu'moid) [Gr. ζύμη leaven + εἶδος form]. Any form that may be pathogenic.

Zwanck's pessary (zwankz). See under *pessary*.

Zwenger's test. Same as *Liebermann's test*, under *tests*.

zwetschen-wasser (tswet-shen-vos'er) [Ger. "plum-water"]. A cordial or liquor prepared in Germany from prunes.

zwieback (zwe'bak). Pieces of bread made of rich dough and heated in the oven until they are deep yellow in color.

Zwischenkörper (zwish'en-ker-per). Same as *amboceptor*.

zygadenin (zi-gad'en-in). A crystalline alkaloid, $C_{39}H_{63}NO_{10}$, from *Zygadenus intermedius*.

zygal (zi'gal) [Gr. ζυγόν yoke]. Shaped like a yoke.

zygapophyseal (zi"gap-of-iz'e-al). Pertaining to a zygapophysis.

zygapophysis (zi-gap-of'is-is) [Gr. ζυγόν yoke + *apophysis*]. The articular process of a vertebra.

zygion (zij'e-on) [Gr. ζυγόν yoke]. A craniometric point at either end of the bregmatic diameter.

zygocyte (zi'go-sīt). See *zygote*.

zygodactyly (zi-go-dak'til-e) [Gr. ζύγον yoke + δάκτυλον finger]. Syndactyly, especially of the second and third fingers or toes.

zygoite (zi'go-īt). An organism formed by zygosis.

zygolabialis (zi"go-la-be-a'lis). The zygomaticus minor muscle.

zygoma (zi-go'mah) [Gr. ζύγωμα]. 1. [B N A] The arch formed by the zygomatic process of the temporal bone and by the malar bone. 2. The malar bone.

zygomatic (zi-go-mat'ik). Pertaining to the zygoma.

zygomatico-auricularis (zi"go-mat"ik-o-aw-rik-u-la'ris). The attrahens aurem muscle.

zygomaticofacial (zi-go-mat"ik-o-fa'shal). Relating to the zygoma and the face.

zygomaticofrontal (zi-go-mat"ik-o-fron'tal). Pertaining to the zygoma and the frontal bones.

zygomaticomaxillary (zi-go-mat"ik-o-maks'il-a-re). Pertaining to the zygoma and the maxilla.

zygomatico-orbital (zi-go-mat"ik-o-or'bit-al). Pertaining to the zygoma and the orbit.

zygomaticosphenoid (zi-go-mat"ik-o-sfe'noid). Pertaining to the zygoma and the sphenoid bone.

zygomaticotemporal (zi-go-mat"ik-o-tem'por-al). Relating to the zygoma and the temporal bone.

zygomaticus (zi-go-mat'ik-us). See *muscles, table of*.

zygomaxillare (zi-go-maks'il-ā-re) [L.]. A craniometric point at the lower end of the zygomatic suture.

zygomaxillary (zi-go-maks'il-a-re). Pertaining to the zygoma and the maxilla.

zygomycetes (zi"go-mi-se'tēz). A group of phycomycetic fungi, including some of the molds.

zygon (zi'gon) [Gr. ζυγόν]. The bar or stem connecting the two branches of a zygal fissure.

zygoneure (zi'go-nūr) [Gr. ζυγόν yoke + νεῦρον nerve]. A nerve-cell connected with other nerve-cells.

zygoplast (zi'go-plast) [Gr. ζυγόν yoke + πλάσσειν to form]. A body connected with the nucleus and giving rise to the flagellum in certain protozoa.

zygosis (zi-go'sis) [Gr. "a joining"]. The sexual union of two unicellular organisms.

zygosperm (zi'go-sperm). Zygospore.

zygospore (zi'go-spōr) [Gr. ζυγόν yoke + *spore*]. A spore formed by the conjugation of two cells (gametes) which are morphologically identical and do not show any sexual differentiation. See *spore*.

zygote (zi'gōt). The cell resulting from the fusion of two gametes. Called also *zygocyte*. **duplex z.**, one formed by the union of germ cells each of which has some particular determinant. **multiplex z.**, one formed by the union of germ cells neither of which possesses a determinant. **simple z.**, one formed by the union of germ cells one of which possesses a determinant.

zygotene (zi'go-tēn). Same as *amphitene*.

zygotoblast (zi-go'to-blast) [*zygote* + Gr. βλαστός germ]. Same as *sporozoite*.

zygotomere (zi-go'to-mēr) [*zygote* + Gr. μέρος part]. Same as *sporoblast*.

zylonite (zi'lon-īt) [Gr. ξύλον wood]. A material not unlike celluloid: used to some extent in surgery and dentistry.

zymad (zi'mad). The organism of a zymotic or infectious disease.

zymase (zi'mās). 1. An enzyme. 2. A microzyme. 3. The intracellular enzyme of yeast by which alcoholic fermentation is produced; called also *Buchner's z.*

zymasis (zi'mas-is). The excretion of the active substance of yeast by hydraulic pressure.

zyme (zīm) [Gr. ζύμος ferment]. A ferment; also a disease-producing ferment or virus that produces zymotic diseases.

zymeoid (zi'me-oid). A white, crystalline powder, a double borate salt containing 50 per cent. of oxygen: used in intestinal fermentation.

zymetology (zi-met-ol'o-je). Same as *zymology*.

zymic (zi'mik) [Gr. ζύμη leaven]. Pertaining to organized ferments.

zymin (zi'min). 1. A pancreatic extract prepared for therapeutic use. 2. Same as *zyme*.

zymocide (zi'mo-sīd) [Gr. ζύμη leaven + L. *cæ'dere* to kill]. A proprietary disinfectant remedy.

zymocyte (zi'mi-sīt) [Gr. ζύμη leaven + κύτος cell]. An organism which causes fermentation.

zymoexcitator (zi-mo-eks'it-a-tor). Any substance which serves to convert zymogens into their enzymes. Cf. *kinase*.

zymoexciter (zi-mo-ek-si'ter). Zymoexcitator.

zymogen (zi'mo-jen) [Gr. ζύμη leaven + γεννᾶν to create]. Any substance which may give rise to a ferment; a substance existing in the secreting glands of the digestive system, which, though not itself a ferment, is split up into a ferment and a protein. Called also *proferment*. **lab-z.** See *lab-zymogen*.

zymogene (zi'mo-jēn). Any microbe which causes a fermentation.

zymogenic (zi-mo-jen'ik). 1. Causing a fermentation. 2. Pertaining to a fermentation.

zymogenous (zi-moj'en-us). Zymogenic.

zymogic (zī-moj'ik). Zymogenic.

zymohydrolysis (zi"mo-hi-drol'is-is). Same as *zymolysis*.

zymoid (zi'moid) [Gr. ζύμη leaven + εἶδος form]. 1. Any poison derived from a decaying tissue. 2. A ferment or enzyme which has lost its power of decomposing the substratum, but not its power of uniting with it.

zymoidin (zi-moid'in). A proprietary antiseptic powder for external use.

zymol (zi'mol). A dry yeast preparation.

zymolite (zi"mo-līt). Same as *substrate*.

zymologic (zi-mo-loj'ik). Pertaining to zymology.

zymologist (zi-mol'o-jist). A specialist in the science of zymology.

zymology (zi-mol'o-je) [Gr. ζύμη leaven + λόγος speech]. The sum of knowledge regarding fermentation.

zymolysis (zi-mol'is-is) [Gr. ζύμη leaven + λύσις solution]. Fermentation or digestion by means of an enzyme.

zymolytic (zi-mo-lit'ik) [Gr. ζύμος leaven + λύσις loosening]. Pertaining to or caused by zymolysis.

zymome (zi'mōm). Same as *microzyme*.

zymometer (zi-mom′et-er) [Gr. ζύμος leaven + μέτρον measure]. Same as *zymosimeter*.

zymonema (zi-mo-ne′mah). A form of yeast fungus.

zymonematosis (zi″mo-nem-at-o′sis). Infestation with zymonema; blastomycosis.

zymophore, zymophorous (zi′mo-fōr, zi-mof′o-rus) [Gr. ζύμος leaven + φορεῖν to bear]. Bearing the ferment: a term applied to the active part of an enzyme.

zymophyte (zi′mo-fīt) [Gr. ζύμη leaven + φύτον plant]. A bacterium that causes fermentation.

zymoplastic (zi-mo-plas′tik) [Gr. ζύμη leaven + πλάσσειν to form]. Ferment-forming. **z. substances**. See under *substance*.

zymoscope (zi′mo-skōp) [Gr. ζύμη leaven + σκοπεῖν to see]. An apparatus for determining the zymotic power of yeast.

zymose (zi′mōs). Invertin.

zymosimeter, zymosiometer (zi-mo-sim′et-er, zi-mo-se-om′et-er). An instrument for measuring the degree of fermentation.

zymosis (zi-mo′sis) [Gr. ζύμωσις, from ζυμόειν to ferment]. 1. Fermentation. 2. The development of any zymotic disease; the propagation and development of an infectious disease, known by the growth of bacteria and their products. 3. Any infectious or contagious disease. **z. gastrica**, a condition marked by the formation of organic acids in the stomach, due to the action of yeasts.

zymosthenic (zi-mos-then′ik) [Gr. ζύμη leaven + σθένος strength]. Increasing the activity of an enzyme.

zymotechnic, zymotechnique (zi-mo-tek′nik). The study of fermentation.

zymotechny (zi-mo-tek′ne) [Gr. ζύμη leaven + τέχνη art]. Zymurgy.

zymotic (zi-mot′ik). 1. Caused by or pertaining to zymosis. 2. A zymotic disease.

zymotoid (zi′mo-toid). A proprietary preparation used as an antiseptic and germicide for affections of the skin and mucous membranes.

zymotoxic group (zi-mo-toks′ik). See *Ehrlich's side-chain theory*, under *theory*.

zymurgy (zi′mer-je) [Gr. ζύμη leaven + ἔργον work]. The art of brewing, distilling, and wine-making; the branch of chemistry that deals with the commercial application of fermentation.

Zz. Abbreviation for L. *zin'giber*, ginger.

Z. Z.′ Z.″ Increasing degrees of contraction.

POSOLOGIC AND THERAPEUTIC TABLE

Medicines.	Dose for Adult.	Gm. or C.c.	Action and Uses.
Absinthium, *i*	15–60 gr.	1–4	*Wormwood.* Anthelmintic and stomachic.
extractum	1–10 gr.	0.06–0.6	
fluidextractum	15–60 min.	1–4	
infusum	½–1 fl.oz.	15–30	
oleum	1–2 min.	0.06–0.13	
Acacia, *æ*	ad lib.	.....	*Gum arabic.* Demulcent, protective, vehicle. In inflammations of mucous membranes.
mucilago	ad lib.		
syrupus	ad lib.		
Acetanilidum, *i*	5–10 gr.	0.3–0.6	*Antifebrin.* Antipyretic, analgesic, antispasmodic. Specially useful in headache and neuralgia. "Headache powder."
pulvis compositus	5–15 gr.	0.3–1.0	
Acetone-chloroform	.....	. . .	See *Chloretone.*
Acetonum, *i*	5–15 min.	0.3–1.0	Chiefly used as a solvent for resins and fats. Also soporific and antirheumatic.
Acetozone	3–5 gr.	0.2–0.3	*Benzoyl peroxid.* External and internal antiseptic. Specially recommended in typhoid fever.
Acetphenetidinum, *i*	5–10 gr.	0.3–0 6	*Acetphenetidin.* Analgesic, antispasmodic, antipyretic.
Acetum, *i*	1–4 fl.dr.	4.0–16.0	*Vinegar.* Astringent, antiscorbutic, refrigerant.
aromaticum	.....	.....	Cooling application in fever.
opii	5–20 min.	0.3–1.3	Equivalent to *Laudanum.*
scillæ	5–30 min.	0.3–2 0	Expectorant, diuretic, emetic.
Acetyltannin	.....	.	See *Tannigen.*
Acidum, *i*	.....	. .	An acid.
aceticum, *i*	.....	. . .	Caustic, vesicant, and rubefacient.
dilutum	½–2 fl.dr.	2.0–8.0	Astringent and refrigerant.
glaciale	.....	.....	Caustic.
agaricum, *i*	⅛–½ gr.	0 01–0.03	Antihydrotic in phthisis.
arsenosum, *i*	1/60–⅛ gr.	0 001–0.004	See *Arseni trioxidum.*
benzoicum, *i*	5–30 gr.	0.3–2.0	Antiseptic and expectorant.
boricum, *i*	5–20 gr.	0.3–1.3	*Boric acid.* External and internal antiseptic
cacodylicum, *i*	1–3 gr.	0.06–0.2	Same uses as *Arsenous acid.*
camphoricum, *i*	10–30 gr.	0.6–2.0	Antihydrotic and antiseptic.
carbazoticum, *i*	.....	.....	See *Picric acid.*
carbolicum, *i*	1–3 min.	0.06–0 2	See *Phenol.*
chromicum, *i*	.....	.....	Escharotic.
chrysophanicum, *i*	.....	.....	See *Chrysarobinum.*
cinnamicum, *i*	¼–½ gr.	0.015–0.04	Special remedy in tuberculosis.
citricum, *i*	5–20 gr	0.3–1.3	Antiscorbutic, astringent, and refrigerant.
syrupus	½–1 fl oz.	15.0–30 0	
gallicum, *i*	5–20 gr.	0.3–1.3	Astringent and hemostatic.
hydriodicum dilutum	½–1 fl dr.	1.0–4.0	Same as *Iodids.*
hydrobromicum dilutum	½–2 fl.dr.	1.0–8 0	Same as *Bromids.*
hydrochloricum, *i*	2–5 min.	0.13–0.3	Digestive, tonic, antiseptic.
dilutum	5–30 min.	0.3–2.0	
hydrocyanicum dilutum	1–3 min.	0.06–0.2	*Dilute prussic acid.* Violent poison. In small doses antiemetic and cough sedative. Locally, anesthetic.
hypophosphorosum dilutum	3–10 min.	0.2–0 6	Nerve tonic.
lacticum, *i*	½–1 fl.dr.	1.0–4 0	Antiseptic, refrigerant. Externally, caustic.
muriaticum, *i*	.....	.....	See *Acidum hydrochloricum.*
nitricum, *i*	Externally	.....	Caustic, corrosive poison.
dilutum	5–30 min.	0.3–2.0	Alterative, tonic.
nitrohydrochloricum	1–5 min.	0.06–0.3	Hepatic stimulant, tonic.
dilutum	5–20 min.	0.3–1.3	
oxalicum, *i*	⅛–¼ gr.	0.008–0.016	Emmenagogue. Externally, antiseptic.
phosphoricum, *i*	Rarely internally		
dilutum	10–60 min.	0.6–4.0	Tonic.
picricum, *i*	Externally	.....	One to 3 per cent. solution. Burns, erysipelas, chilblains, gonorrhea.
prussicum, *i*	.....	.....	See *Acidum hydrocyanicum.*
pyrogallicum	Externally	.....	*Pyrogallol.* Local stimulant in chronic skin diseases.
quinicum, *i*	4–8 gr.	0.25–0.5	In gout and rheumatism.
salicylicum, *i*	5–30 gr.	0.3–2.0	Antipyretic, antirheumatic, antiseptic.
sulphuricum, *i*	Externally	.....	Escharotic, corrosive poison.
aromaticum	5–20 min.	0.3–1.3	Astringent, antihydrotic, antidote in lead-poisoning.
dilutum	5–30 min.	0.3–2.0	Same as preceding.

POSOLOGIC AND THERAPEUTIC TABLE—(*Continued*)

Medicines.	Dose for Adult.	Gm. or C.c.	Action and Uses.
Acidum sulphurosum, *i*...	5–60 min.	0.3–4.0	Internally, antiseptic. Externally, parasiticide.
tannicum, *i*.....	5–15 gr.	0.3–1.0	Astringent in mucous discharges and hemorrhages.
glyceritum.....	10–60 min.	0.6–4.0	Locally, 5 to 10 per cent. solution.
suppositorium	3 gr. in each	0.2	
trochisci.....	1 gr. in each	0.06	
unguentum.	Externally		
tartaricum, *i*.....	5–30 gr.	0.3–2.0	Refrigerant, Also used in making effervescing drinks and powders.
thymicum, *i*	5–10 gr.	0.3–0.6	Body present in thymus gland and pancreas. Used in gout.
trichloraceticum, *i*	Externally	....	Caustic, astringent, hemostatic.
valericum, *i*	1–5 min.	0.06–0.3	Antispasmodic for hysteria.
Aconitina, *æ*.	$\frac{1}{600}$–$\frac{1}{250}$ gr.	0.00011–0.00025	
oleatum....	2 per cent.	.....	Locally, in neuralgia. Dangerous on raw surfaces.
Aconitum, *i* . . .	1–2 gr.	0 06–0.13	Heart sedative, febrifuge, antineuralgic.
extractum..... .	$\frac{1}{4}$–$\frac{1}{2}$ gr.	0 01–0 03	Fever with rapid, strong pulse. In acute
fluidextractum	$\frac{1}{2}$–2 min.	0 03–0.13	tonsillitis, pharyngitis, and pneumonia.
tinctura	3–10 min.	0.2–0.6	Internally and locally in neuralgia.
Flemming's	$\frac{1}{2}$–2 min.	0.03–0.13	
Actæa racemosa	.....	.....	See *Cimicifuga*.
Actol	$\frac{1}{2}$ gr.	0.01	*Silver lactate*. Antiseptic, 1: 200 to 1: 1000 solution.
Adeps..	ad lib.	.....	*Lard*. Emollient.
lanæ ....'	.. ..	.... ..	*Wool-fat*.
hydrosus	.....	.....	*Hydrous wool-fat*. 30 per cent. water.
Adnephrin	.....	.. .. .	See *Adrenalin*.
Adonidin	$\frac{1}{16}$–$\frac{1}{4}$ gr.	0.004–0 016	
Adonis vernalis . .	3–6 gr.	0 2–0 4	*False hellebore*. Action like digitalis.
Adrenalin.....	5-30 min. (1 1000 solution)	0 3–2.0	Active principle of *suprarenal gland*. Used locally in hay-fever and as a hemostatic in operations on nose, eye, throat, etc., in solutions of 1: 1000 to 1: 10,000. Given by mouth in gastric bleeding; also used hypodermically or intravenously as a constrictor of vessels in shock.
Æsculus glabra, fluidextractum. ...	3–6 min.	0.2–0.4	*Buckeye*. Chiefly for hemorrhoids.
hippocastanum, *t*	.. .	. .	*Horse-chestnut*. Recommended as an emmenagogue; also in piles.
tinctura .	10–20 min.	0.6–1 3	
Æther, *is*..... ...	10–60 min.	0.6–4 0	*Ether*. General anesthetic and antispasmodic; also diffusible stimulant.
aceticus....	10–30 min.	0.6–2.0	Chiefly *ethyl acetate*. Antispasmodic and anodyne; also a flavor.
hydriodicum. .	....	.. .. ..	See *Æthylis iodidum*.
hydrobromicum.....	. .....	. .. ...	See *Æthylis bromidum*.
nitrosi, spiritus	$\frac{1}{4}$–2 fl.dr...	1.0–8.0	*Sweet spirits of niter*. Mild febrifuge and diuretic.
spiritus compositus .	$\frac{1}{2}$–1$\frac{1}{2}$ fl.dr.	2.0–6.0	*Hoffmann's anodyne* (ether, 325; ethereal oil, 25; alcohol, 625). Heart stimulant; also antispasmodic in gastralgia, asthma, and angina pectoris.
Æthylis bromidum, *i* ...	.....	.....	General anesthetic for short operations (1$\frac{1}{2}$–4 drams). Also local anesthetic.
carbamas, *atis*.....	10–60 gr.	0.6–4.0	*Urethan*. Hypnotic.
chloridum, *i*..	. .....	.....	General anesthetic for short operations (1–3 drams). Also local anesthetic.
iodidum, *i*....	5 min.	0.3	Inhaled in asthma.
Agar-agar.....	.....	.....	*Japanese isinglass*. In making culture-media for bacteria.
Agaricin.....	.....	.....	See *Acidum agaricum*.
Agurin.....	5–15 gr.	0.3–1.0	*Theobromin sodium* and *sodium acetate*. Powerful diuretic.
Airol	.....	.....	*Bismuth oxyiodogallate*. Action resembles that of iodoform.
Alcohol, *is*.....	.....	.....	94.9 per cent. (vol.) ethyl alcohol.
absolutum.....	.....	.....	99 per cent. (vol.) ethyl alcohol.
amylicum.....	.....	.....	Impure form known as "fusel oil." Used as a solvent.
dilutum...	.....	.. ..	48.9 per cent. (vol.) ethyl alcohol.
methylicum.....	.....	.....	*Wood alcohol*. Poison. May cause blindness if drunk or inhaled in large amounts.
Aletris, *i*, farinosa, *æ*.....	5–10 gr.	0.3–0.6	*Star-grass*. Bitter tonic.
fluidextractum.....	5–30 min.	0.3–2.0	
Allium, *ii*.....	$\frac{1}{2}$–2 dr.	2.0–8.0	*Garlic*. Expectorant and diuretic.
syrupus.....	1–4 dr.	4.0–16.0	

POSOLOGIC AND THERAPEUTIC TABLE—(*Continued*)

Medicines.	Dose for Adult.	Gm. or C.c	Action and Uses.
Allspice	.....	.....	See *Pimenta.*
Allyl sulphocarbamid	½–1½ gr.	0.03–0.1	*Thiosinamin.* Used hypodermically and internally (10 per cent. hydro-alcoholic or glycerin-aqueous solution) as a solvent of scar tissue, in strictures, lupus, etc.
Almond	.....	.....	See *Amygdala.*
Aloe, *es*	2–6 gr.	0.13–0.4	*Aloes.* Cathartic, stomachic, and emmenagogue. To be avoided in acute hemorrhoids and inflammation of lower bowel. From six to twelve hours in acting.
et asafœtidæ pilulæ	1 to 5 pills		
et ferri pilulæ	1 to 4 pills		
et mastiches pilulæ	1 to 3 pills		
et myrrhæ pilulæ	1 to 6 pills		
tinctura	½–2 fl.dr.	2.0–8.0	
extractum	½–5 gr.	0.03–0.3	
pilulæ	1 to 4 pills		
purificata	2–6 gr.	0.13–0.4	
tinctura	½–2 fl.dr.	2.0–8.0	
vinum	1–2 fl.dr.	4.0–8.0	
Aloinum, *i*	½–2 gr.	0.03–0.13	
Alphozone	3–5 gr.	0.2–0.3	*Succinyl peroxid.* Germicide and antiseptic. Used externally (1 per cent. solution or 10 per cent. dusting-powder) and internally.
Althæa, *æ*	ad lib.	.....	*Marshmallow.* Demulcent in irritation of mucous membranes.
decoctum	ad lib.		
syrupus	ad lib.		
Alumen, *inis*	5–30 gr.	0.3–2.0	*Alum; aluminum and potassium sulphate.* Astringent, hemostatic, and emetic. Locally, 1 to 5 per cent. solution. Emetic dose, 1 to 2 drams.
exsiccatum	.....	.....	*Dried* or *burnt alum.* Caustic and astringent.
Aluminum, *i*, acetas	5–10 gr.	0.3–0.6	Astringent and antiseptic.
et ammonii sulphas	5–30 gr.	0.3–2.0	*Ammonia alum.* Used same as alum.
et potassii sulphas	5–30 gr.	0.3–2.0	See *Alumen.*
sulphas	Externally		
Amber	.....	.....	See *Succinum.*
Ambergris	5–20 gr.	0.3–1.3	Antispasmodic.
American agave	2 fl.oz.	60.0	Laxative and diuretic.
calumba	.....	.....	See *Frasera.*
hellebore	.....	.....	See *Veratrum.*
wormseed	.....	.....	See *Chenopodium.*
Ammoniacum, *i*	5–30 gr.	0.3–2.0	*Ammoniac.* Expectorant and rubefacient Action somewhat like that of asafetida. Locally in glandular enlargements and inflamed joints.
cum hydrargyrum emplastrum	Externally		
emplastrum	Externally		
emulsum	½–1 fl.oz.	15.0–30.0	
Ammoniæ, aqua	5–30 min.	0.3–2.0	*Ammonia-water, spirit of hartshorn.* Internally, as a circulatory and respiratory stimulant and also antacid. Externally, as a rubefacient liniment in sprains, etc.
fortior	Externally		
linimentum	Externally		
spiritus	10–40 min.	0.6–2.6	
aromaticus	20–60 min.	1.3–4.0	
Ammonio-ferric alum	3–10 gr.	0.2–1.6	*Ferri et ammonii sulphas.* Styptic.
Ammonium, *ii*, acetas			
liquor	1–4 fl.dr.	4.0–16.0	*Spirit of Mindererus.* Mild febrifuge and diuretic in febrile conditions. The chlorid and carbonate are valuable expectorants. The bromid acts like potassium bromid; the iodid, like potassium iodid, and the salicylate like sodium salicylate. The sulphoichthyolate is known as ichthyol. The valerate is used as antispasmodic. The other salts are rarely employed.
benzoas	5–15 gr.	0.3–1.0	
bromidum	5–30 gr.	0.3–2.0	
carbonas	5–10 gr.	0.3–0.6	
chloridum	5–20 gr.	0.3–1.3	
fluoridum	¼–¾ gr.	0.015–0.05	
hypophosphis	1–6 gr.	0.06–0.4	
iodidum	3–20 gr.	0.2–1.3	
phosphas	5–20 gr.	0.3–1.3	
picras	½–1½ gr.	0.008–0.1	
salicylas	5–30 gr.	0.3–2.0	
sulpho-ichthyolas	5–10 gr.	0.3–0.6	
valeras	1–8 gr.	0.06–0.5	
Amygdala, *æ*, amara	.....	.....	*Bitter almond.* The oil of bitter almond acts similarly to prussic acid.
aqua	2–4 fl.dr.	8.0–16.0	
oleum	½–1 min.	0.016–0.03	
spiritus	5–20 min.	0.3–1.3	
dulcis	.....	.....	*Sweet almond.* The meal of expressed cake is used in toilet powders. As it contains no starch, it is also used in bread for diabetics. The oil is a useful emollient.
emulsum	1–4 fl.dr.	4.0–16.0	
oleum expressum	1–4 fl.dr.	4.0–16.0	
syrupus	1–4 fl.dr.	4.0–16.0	

POSOLOGIC AND THERAPEUTIC TABLE—(*Continued*)

Medicines.	Dose for Adult.	Gm. or C.c.	Action and Uses.
Amyleni hydras	½–1½ fl.dr.	1.0–6.0	*Amylene hydrate.* Hypnotic, antispasmodic. Used in capsules.
Amylis nitris	1–5 min.	0.06–0.3	*Amyl nitrite.* Vasodilator and antispasmodic. Used chiefly by inhalation in angina pectoris, convulsions, asthma.
Amylum, *i*	ad lib.	.....	*Starch.* Demulcent. Antidote in iodin poisoning.
iodidum	½–4 dr.	2.0–16.0	
Anacardium, *ii*, occidentale	.....	.....	*Cashew-nut.* Oil used as local remedy in leprosy, ring-worm, corns; vermifuge internally.
oleum	2–10 min.	0.12–0.6	
Anacyclus pyrethrum	.....	.....	See *Pyrethrum.*
Analgen	5–15 gr.	0.3–1.0	Antipyretic, analgesic, and antirheumatic, resembling phenacetin in action.
Analgesin	.....	.....	See *Antipyrina.*
Anamirta, *æ*, paniculata	.....	.....	*Fish-berries, Cocculus indicus.* Seeds contain picrotoxin, which combines action of strychnin and atropin. Used in nervous exhaustion, atony of stomach and bowel, night-sweats. Locally, tincture is used to destroy head lice.
tinctura	2–10 min.	0.12–0.6	
Ananassa sativa	.....	.....	*Pineapple.* Juice digests albumins. Used locally in diphtheria.
Anemone pratensis	.....	.....	See *Pulsatilla.*
pulsatilla	.....	.....	See *Pulsatilla.*
Anemonin	¼–¾ gr.	0.016–0.05	Antispasmodic, emmenagogue. Alterative in catarrhal affections.
Anesthesin	1–10 gr.	0.03–0.6	Powerful local anesthetic in laryngeal tuberculosis, anal fissure, gastric ulcer, etc.
Anethum, *i*, fœniculum	.....	.....	See *Fœniculum.*
Angelica, *æ*	10–30 gr.	0.6–2.0	Stomachic and carminative.
Angustura, *æ*	5–30 gr.	0.3–2.0	*Cusparia bark.* Gastro-intestinal tonic.
extractum	5–10 gr.	0.3–0.6	
infusum	½–1 fl.oz.	15.0–33.0	
tinctura	1–2 fl.dr.	4.0–8.0	
Anhalonium, *i*, lewinii	.....	.....	*Mescal buttons.* Contain *pellotinum.* Hypnotic and nerve sedative.
Anisum, *i*	10–30 gr.	0.6–2.0	*Anise.*
aqua	ad lib.		
oleum	1–5 min.	0.06–0.3	
spiritus	1–2 fl.dr.	4.0–8.0	Stomachic and carminative.
Anthemis, *dis*	15–60 gr.	1.0–4.0	*Chamomile.* Stomachic, antispasmodic emmenagogue.
extractum	3–10 gr.	0.2–0.6	
fluidextractum	½–1 fl.dr.	2.0–4.0	
infusum	½–2 fl.oz.	15.0–60.0	
Antifebrin	.....	.....	See *Acetanilidum.*
Antimonial powder	3–10 gr.	0.13–0.65	*James' powder.* Diaphoretic in fevers.
Antimonium, *ii*	.....	.....	*Antimony.* Emetic, expectorant, heart sedative, and vesicant. At present chiefly used as an expectorant in acute bronchitis and laryngitis.
oxidum	2–4 gr.	0.13–0.26	
pilulæ composita	1 to 3 pills		
et potassii tartras	1/30–½ gr.	0.002–0.03	*Tartar emetic.*
sulphuratum	1–20 gr.	0.06–1.3	
unguentum	Externally		
vinum	5–60 min.	0.3–4.0	
Antipyrina, *æ*	5–15 gr.	0.3–1.0	*Antipyrin, phenazone, analgesin,* Antipyretic, analgesic in headache, neuralgia; antispasmodic in epilepsy and chorea. Locally styptic and antiseptic.
salicylas	8–30 gr.	0.5–2.0	
Antithyroidin	8–75 min.	0.5–5.0	Blood-serum of animals which have suffered removal of thyroid gland. Recommended in exophthalmic goiter.
Antitoxin, anthrax	.....	30–40 c.c. subcutaneously, repeated in 24 hours if necessary. In severe cases 10 c.c. intravenously.	*Sclavo's anti-anthrax serum.* Of definite value in anthrax.
cholera	.....	1 c.c., repeated in three or four days.	*Haffkine's preventive* has been used with success in India.
diphtheria	.....	.....	See *Serum antidiphthericum.*
dysentery	.....	20 c.c. and upward subcutaneously.	On trial.

POSOLOGIC AND THERAPEUTIC TABLE—(*Continued*)

Medicines.	Dose for Adult.	Gm. or C.c.	Action and Uses.
Antitoxin, meningitis	.....	30–40 c.c. injected into spinal canal after withdrawal of an equal amount of cerebrospinal fluid, once a day, for several days.	*Antimeningococcic serum.* Of definite value in cerebrospinal meningitis.
plague, Yersin's serum	.....	20–40 c.c. as curative dose and 10 c.c. as a preventive.	
Haffkine's prophylactic fluid	.....	3 c.c.	Protection lasts about three months.
Lustig's antiplague vaccine	.....	7 c.c. intravenously.	
pneumonia	.....	20–30 c.c. subcutaneously thrice daily.	*Antipneumonic serum.* Of doubtful utility.
septicemia	.....	30 c.c. subcutaneously, repeated daily.	*Antistreptococcus serum.* Recommended in sepsis, ulcerative endocarditis, erysipelas, puerperal fever, and scarlet fever.
tetanus	.....	30–100 c.c. subcutaneously, repeated every eight hours; 30 c.c. as a preventive.	Of much greater value as a preventive than as a curative remedy.
Antitussin	Externally	.....	75 grains (5 gm.) by inunction in whooping-cough.
Antivenene	.....	10–40 c.c. subcutaneously or intravenously.	*Calmette's snake-venom antiloxin.*
Anusol	. .	....	*Bismuthi iodo-resorcin sulphonas.* In suppositories for hemorrhoids
Apiol	5–10 min.	0.3–0.6	An oily principle from *parsley.* Emmenagogue.
Apium petroselinum	1–2 dr.	4.0–8.0	*Parsley.* Emmenagogue, diuretic, carminative.
Apocodeina, *æ*	½–1 gr.	0 02–0.065	Expectorant; subcutaneously, a laxative.
Apocynum, *i*, cannabinum	10–20 gr.	0.6–1.3	*Canadian hemp.* Heart stimulant, diuretic, and cathartic. Resembles digitalis in action, but more irritant.
decoctum	½–1 fl.oz.	15.0–30.0	
fluidextractum	5–30 min.	0.3–2.0	
tinctura	5–60 min.	0.3–4.0	
Apomorphinæ hydrochloridum, *i*	$\frac{1}{20}$–$\frac{1}{8}$ gr.	0.003–0.008	Prompt emetic when given subcutaneously and expectorant by mouth.
Aralia, *æ*, ginseng	½–2 dr.	2.0–8.0	*Chinese ginseng.* Nerve sedative.
nudicaulis	30–60 gr.	2.0–4.0	*False sarsaparilla.* Alterative in rheumatism, syphilis, etc.
spinosa	30–60 gr.	2.0–4.0	*Prickly elder.* Alterative.
Araroba, *æ*	.....	.....	*Goa powder.* See *Chrysarobinum.*
Arbor vitæ	5–30 gr.	0.3–2.0	*Thuja occidentalis.* Alterative. Locally, irritant for warts and indolent ulcers.
fluidextractum	10–20 min.	0.6–1.3	
Arbutin	1–10 gr.	0 065–0.65	Glucosid from uva-ursi. Diuretic.
Arctostaphylos uva-ursi	.....	...	See *Uva-ursi.*
Areca catechu	2–4 dr.	8.0–16.0	*Betel nut.* Vermifuge; contains arecoïn.
Arecolinæ hydrobromidum	.....	.....	Used in 1 per cent. solution in the eye as a substitute for eserin.
Argentamine	Externally	.....	An aqueous solution of silver nitrate and ethylenediamin corresponding in strength to 10 per cent. solution of silver nitrate.
Argentum, *i*	.....	.....	*Silver.* Internally, astringent and antiseptic. Externally, caustic, astringent, stimulant, and germicide.
citras	Locally	.....	*Itrol.* 1: 10,000 to 1: 4000 solutions and 1 to 2 per cent. ointments.
colloidale	$\frac{1}{4}$–½ gr.	0.016–0.03	*Collargol, soluble silver.* Intravenously, 1 to 2 grains. or 1 dram of 15 per cent. ointment (ung. Credé) by inunction in septic diseases.
cyanidum	$\frac{1}{50}$–$\frac{1}{20}$ gr.	0.001–0.003	Sedative in epilepsy and chorea.
fluoridum	Externally		*Tachiol.* Powerful antiseptic in 1: 1000 to 1: 100 solutions.
iodidum	$\frac{1}{20}$–$\frac{1}{10}$ gr.	0.003–0.0065	Alterative.
lactas	Externally	.....	*Actol.* Antiseptic in 1: 1000 to 1: 200 solutions.

Medicines.	Dose for Adult.	Gm. or C.c.	Action and Uses.
Argentum nitras	1/6–1/2 gr.	0.016–0.03	Antiseptic and astringent. Externally, caustic in pure form and astringent and antiseptic in solutions of from 5 to 30 grains to 1 ounce.
oxidum	1/2–2 gr.	0.03–0.13	Sedative in epilepsy and chorea.
Argyrol	.....	.....	A silver salt combined with albumin from wheat. Antiseptic and antigonorrheic in 2 to 20 per cent. solutions.
Aristochin	2–15 gr.	0.13–1.0	*Diquinin carbonic ester.* Tasteless substitute for quinin.
Aristol	.....	.....	See *Thymolis iodidum.*
Arnica, *æ*	5–20 gr.	0.3–1.3	*Leopard's-bane.* Alterative. Externally, stimulant in bruises, etc.
emplastrum			
extractum	1–3 gr.	0.6–0.2	
fluidextractum	5–10 min.	0.3–0.6	
tinctura	5–20 min.	0.3–1.3	
Arrhenal	2/3–3 gr.	0.025–0.2	Organic arsenic salt. Alterative. Used subcutaneously.
Arsenicum, *i*	.....	.....	*Arsenic.* Alterative, tonic, antimalarial.
bromidum	1/60–1/15 gr.	0.001–0.004	Chiefly in diabetes.
chloridum	1/60–1/15 gr.	0.001–0.004	Alterative.
et hydrargyri iodidi liquoris	3–15 min.	0.2–1.0	*Donovan's solution.* Alterative.
iodidum	1/20–1/8 gr.	0.003–0.013	Alterative.
trioxidum	1/60–1/15 gr.	0.001–0.004	*Arsenous acid; white arsenic.*
Artemisia, *æ*, absinthium	1/4–1 dr.	1.0–4.0	*Absinth.* Stomachic, anthelmintic.
extractum	1–10 gr.	0.06–0.6	
fluidextractum	15–60 min.	1.0–4.0	
pauciflora	1/4–1 dr.	1.0–4.0	*Santonica, Levant wormseed.* Contains santonin. Anthelmintic, emmenagogue.
Asafœtida, *æ*	2–15 gr.	0.13–1.0	*Asafetida.* Antispasmodic in hysteria, neurasthenia, etc. Expectorant; carminative for flatulence.
emulsum	1/2–1 fl.oz.	15.0–30.0	
pilulæ	2 to 5 pills		
et aloes	2 to 4 pills		
tinctura	1/2–1 dr.	2.0–4.0	
Asarum, *i*	10–30 gr.	0.6–2.0	*Wild ginger.* Carminative, diaphoretic, and diuretic.
tinctura	1/2–1 fl.dr.	2.0–4.0	
Asclepias, *dis*	15–60 gr.	1.0–4.0	*Pleurisy root.* Expectorant, diaphoretic, carminative.
fluidextractum	1/2–1 fl.dr.	2.0–4.0	
incarnata	.....	.....	*White Indian hemp.* Diuretic.
tinctura	5–40 min.	0.3–2.5	
Asparagin	1–2 gr.	0.065–0.13	*Althein.* From asparagus and marshmallow. Diuretic.
Aspidium, *i*	1/2–2 dr.	2.0–8.0	*Male-fern; filix mas.* Vermifuge for tapeworms.
oleoresina	1/2–1 dr.	2.0–4.0	
Aspidosperma, *tis*	15–30 gr.	1.0–2.0	*Quebracho.* Respiratory stimulant and antispasmodic in various forms of asthma.
extractum	2–8 gr.	0.13–0.5	
fluidextractum	15–30 min.	1.0–2.0	
tinctura	1–4 fl.dr.	4.0–16.0	
Aspidospermin æ sulphas	1/64–1/32 gr.	0.001–0.002	
Aspirin	5–15 gr.	0.3–1.0	*Acetylsalicylic acid.* Antirheumatic and analgesic.
Atoxyl	1/2–3 gr.	0.03–0.2	*Sodium aminophenyl arsenate.* A relatively non-toxic organic arsenic compound.
Atropina, *æ*	1/200–1/100 gr.	0.0003–0.00065	*Atropin.* Respiratory and circulatory stimulant, antisudorific, mydriatic.
methylbromid	1/10–1/6 gr.	0.006–0.012	
salicylas	1/100–1/60 gr.	0.00065–0.001	
sulphas	1/200–1/100 gr.	0.0003–0.00065	
valeras	1/100–1/60 gr.	0.00065–0.001	
Aurantii amari cortex	1/4–1/2 dr.	1.0–2.0	*Bitter orange-peel.* Aromatic bitter and carminative.
fluidextractum	10–30 min.	0.6–2.0	
tinctura	1/2–2 fl.dr.	0.2–8.0	
dulcis cortex	1/4–1/2 dr.	1.0–2.0	*Sweet orange-peel.* Flavoring agent.
syrupus	ad lib.		
tinctura	1–2 fl.dr.	4.0–8.0	
florum syrupus	ad lib.		
Aurum, *i*	.....	.....	*Gold.* Alterative in syphilis and nervous disorders.
bromidum	1/60–1/15 gr.	0.001–0.004	
chloridum	1/60–1/15 gr.	0.001–0.004	
cyanidum	1/20–1/10 gr.	0.003–0.006	
et sodii chloridum	1/30–1/8 gr.	0.002–0.008	
Balsamum, *i*, gurjunæ	1/2–2 fl.dr.	2.0–8.0	*Gurjun balsam; wood oil.* Employed locally in leprosy. Also internally as an expectorant.
peruvianum	5–30 min.	0.3–2.0	*Balsam of Peru.* Expectorant and urinary disinfectant. Used externally in indolent ulcers, scabies, ring-worm, and chilblains

POSOLOGIC AND THERAPEUTIC TABLE—(*Continued*)

Medicines.	Dose for Adult.	Gm. or C.c.	Action and Uses.
Balsamum tolutanum	5–30 min.	0.3–2.0	*Balsam of tolu.* Expectorant and flavoring agent.
Baptisia, æ, tinctoria	5–15 gr.	0.3–1.0	*Wild indigo.* Stimulant in scarlatina, typhoid fever, and dysentery. Cathartic.
tinctura	5–30 min.	0.3–2.0	
Barberry	.....	.....	See *Berberis.*
Barium, *i*, chloridum	½–1½ gr.	0.03–0.1	Cardiac stimulant and alterative.
sulphidum	½–1 gr.	0.01–0.065	Alterative in syphilis; also depilatory.
Basham's mixture	.....	.....	See *Liquor ferri et ammonii acetatis* under *Ferrum.*
Bearberry	.....	.....	See *Uva-ursi.*
Belladonna, æ, folia	½–2 gr.	0.03–0.13	Respiratory and circulatory stimulant, mydriatic; antispasmodic in asthma, irritable bladder, colic, and whooping-cough. Arrests secretion of sweat, saliva, and milk. Locally, sedative.
emplastrum	Externally		
extractum foliorum	¼–½ gr.	0.016–0.03	
fluidextractum radicis	1–5 min.	0.06–0.3	
linimentum	Externally		
radix	½–2 gr.	0.03–0.13	
tinctura	1–30 min.	0.06–2.0	
unguentum	Externally		
Benzanilid	3–12 gr.	0.2–0.8	Similar to acetanilid.
Benzinum, *i*	5–10 min.	0.3–0.6	*Benzin.* Internally in cough. Externally, for lice.
Benzoinum, *i*	5–30 gr.	0.3–2.0	*Benzoin.* Stimulant expectorant, diuretic, and antiseptic. Renders urine acid. Externally, dressing for small wounds.
tinctura	½–1 fl.dr.	2.0–4.0	
composita	½–1 fl.dr.	2.0–4.0	
Benzonaphthol	4–8 gr.	0.26–0.5	Intestinal antiseptic.
Benzosol	.....	.....	See *Guaiacolis benzoas.*
Benzosulphinidum, *i*	1–5 gr.	0.065–0.3	*Saccharin.* Substitute for sugar, especially in diabetes.
Berberinæ hydrochloridum	5–15 gr.	0.3–1.0	Bitter tonic and antiperiodic.
sulphas	5–15 gr.	0.3–1.0	
Berberis, *dis*	15–30 gr.	1.0–2.0	*Barberry.* Alterative, diuretic, laxative.
fluidextractum	10–30 min.	0.6–2.0	
Beta-eucain	.....	.....	See *Eucainæ hydrochloridum.*
Betanaphthol	3–10 gr.	0.2–0.6	Antiseptic and germicide; also vermifuge.
bismuth	5–30 gr.	0.3–2.0	*Orphol.* Antiseptic.
Betol	2–8 gr.	0.13–0.5	*Naphthosalol.* Antiseptic.
Biogen	5–15 gr.	0.3–1.0	*Magnesium peroxid.* Alterative.
Bismuthum, *i*	.....	.....	*Bismuth.* Protective, antacid, astringent, and feeble antiseptic. Especially useful in gastric and intestinal inflammation and diarrhea.
citras	1–3 gr.	0.06–0.2	
et ammonii citras	1–5 gr.	0.06–0.3	
oxidum	5–20 gr.	0.3–1.3	
oxyiodidum	Externally		
phosphas	3–8 gr.	0.2–0.5	
subcarbonas	5–30 gr.	0.3–2.0	
subgallas	5–30 gr.	0.3–2.0	
subnitras	5–30 gr.	0.3–2.0	
subsalicylas	5–30 gr.	0.3–2.0	
tannas	5–30 gr.	0.3–2.0	
Bismutose	30–60 gr.	2.0–4.0	Composed of *bismuth* and *albumin*, containing 20 per cent. of former.
Bitter almond	.....	.....	See *Amygdala amara.*
apple	.....	.....	See *Colocynthis.*
candytuft	1–3 gr.	0.06–0.19	In asthma.
orange-peel	.....	.....	See *Aurantii amari cortex.*
sweet	.....	.....	See *Dulcamara.*
Blackberry	.....	.....	See *Rubus.*
Black cohosh	.....	.....	See *Cimicifuga.*
draught	.....	.....	See *Sennæ infusum compositus.*
haw	.....	.....	See *Viburnum prunifolium.*
hellebore	.....	.....	See *Hellebore niger.*
snakeroot	.....	.....	See *Cimicifuga.*
wash	.....	.....	*Lotio nigra.*
Blatta orientalis	3–5 gr.	0.2–0.3	*Cockroach.* Diuretic.
Blaud's pills	.....	.....	See *Ferri carbonatis pilulæ.*
Bloodroot	.....	.....	See *Sanguinaria.*
Blue cohosh	.....	.....	See *Caulophyllum.*
flag	.....	.....	See *Iris.*
mass	.....	.....	See *Hydrargyri massa.*
pill	.....	.....	See *Hydrargyri massa.*
vitriol	.....	.....	See *Cupri sulphas.*
Boldoa fragrans	1–3 gr.	0.065–0.2	*Boldo.* Stomachic, diuretic, alterative.
tinctura	10–20 min.	0.6–1.3	
Boneset	.....	.....	See *Eupatorium.*
Bone-marrow	.....	.....	See *Medulla ossium rubra.*
Borax	.....	.....	See *Sodii boras.*
Bornyval	4–8 min.	0.25–0.5	*Borneol valerate.*
Brandy	2–4 dr.	8.0–16.0	See *Spiritus vini gallici.*

POSOLOGIC AND THERAPEUTIC TABLE—(*Continued*)

Medicines.	Dose for Adult.	Gm. or C.c.	Action and Uses.
Brayera, *æ*	2–8 dr.	8.0–32.0	*Cusso, kousso.* Anthelmintic.
Bromalbacid	5–10 gr.	0.3–0.6	Contains 6 per cent. of bromin. Antispasmodic.
Bromalin	10–30 gr.	0.6–2.0	Antispasmodic.
Brometone	5–10 gr.	0.3–0.6	Substitute for bromids.
Bromipin	10–60 gr.	0.6–4.0	Compound of *bromin* (33 per cent.) with *sesame oil.* Substitute for bromids.
Bromocoll	10–60 gr.	0.6–4.0	*Bromin-tannin-gelatin compound.* Substitute for bromids.
Bromoformum, *i*	½–2 min.	0.03–0.13	*Bromoform.* Chiefly used as sedative in whooping-cough.
Bromol	.....	.....	See *Tribromphenol.*
Bromopyrin	5–20 gr.	0.3–1.3	*Antipyrin monobromid.*
Bromum, *i*	Externally	.....	*Bromin.* Caustic and deodorant.
Bromural	5–10 gr.	0.3–0.6	*Bromin-urea compound.* Hypnotic.
Broom	.....	.....	See *Scoparius.*
Brown mixture	.....	.....	See *Glycyrrhiza mistura compositus.*
Brucina, *æ*	$\frac{1}{12}$–½ gr.	0.005–0.03	*Brucin.* An alkaloid of nux vomica, resembling strychnin in action.
nitras	$\frac{1}{12}$–½ gr.	0.005–0.03	
sulphas	$\frac{1}{12}$–½ gr.	0.005–0.03	
Bryonia, *æ*	10–60 gr.	0.6–4.0	*Bryony.* Hydragogue cathartic, emmenagogue, vesicant.
fluidextractum	10–60 min.	0.6–4.0	
tinctura	1–2 fl.dr.	4.0–8.0	
Bryonin	$\frac{1}{6}$–⅓ gr.	0.01–0.02	
Buchu (indeclinable)	15–30 gr.	1.0–2.0	*Buchu.* Diuretic and stimulant to genito-urinary tract.
fluidextractum	15–30 min.	1.0–2.0	
infusum	½–2 fl.oz.	15.0–60.0	
tinctura	1–2 fl.dr.	4.0–8.0	
Buckthorn	.....	.....	See *Frangula.*
Burdock	.....	.....	See *Lappa.*
Burgundy pitch	.....	.....	See *Pix burgundica.*
Butternut	.....	.....	See *Juglans.*
Butyl-chloral hydras	5–20 gr.	0.3–1.3	*Croton-chloral hydrate.* Analgesic in neuralgia.
Cactus, *i*, grandiflorus, *i*	.....	.....	*Night-blooming cereus.* Heart tonic.
fluidextractum	5–20 min.	0.3–1.3	
tinctura	5–30 min.	0.3–2.0	
Cadmium, *ii*	.....	.....	*Cadmium.* Iodid in 10 per cent. ointment in scrofulous glands and inflamed joints. Salicylate or sulphate (1 per cent. lotion) as antiseptic and astringent in eye inflammation and gonorrhea. Sulphate also alterative.
iodidum	Externally		
salicylas	Externally		
sulphas	$\frac{1}{12}$–$\frac{1}{6}$ gr.	0.005–0.01	
Caffeina, *æ*	1–3 gr.	0.06–0.2	*Caffein.* Cardiac and respiratory stimulant and diuretic.
citrata	2–10 gr.	0.13–0.6	
effervescens	1–3 dr.	4.0–12.0	
hydrobromid	½–5 gr.	0.03–0.3	
sodii benzoas	2–5 gr.	0.13–0.3	
valeras	2–5 gr.	0.13–0.3	
Cajuputi oleum	2–10 min.	0.13–0.6	*Cajuput oil.* Rubefacient, carminative, and expectorant.
spiritus	5–20 min.	0.3–1.6	
Calabar bean	.....	.....	See *Physostigma.*
Calamina, *æ*	Externally	.....	*Calamine.* Impure zinc carbonate. Astringent and absorbent. Used in inflammatory skin diseases.
Calamus, *i*	15–60 gr.	1.0–4.0	*Sweet flag.* Stomachic and carminative.
extractum	2–8 gr.	0.13–0.5	
fluidextractum	15–60 min.	1.0–4.0	
infusum	1–2 fl.oz.	30.0–60.0	
Calcium, *ii*	.....	.....	*Calcium.* Antacid and astringent. Used internally in acid dyspepsia and diarrhea. Chlorid internally in hemorrhage. Phosphate in nervous diseases and rickets. Hypophosphite in tuberculosis. Sulphite internally and externally as antiseptic. Sulphid prevents pus formation. Glycerophosphate in nervous diseases.
bromidum	10–20 gr.	0.6–1.3	
carbonas præcipitatus	10–60 gr.	0.6–4.0	
chloridum	5–15 gr.	0.3–1.0	
glycerophosphas	3–10 gr.	0.2–0.6	
hypophosphis	3–15 gr.	0.2–1.0	
iodidum	1–5 gr.	0.06–0.3	
lactas	1–15 gr.	0.06–1.0	
lactophosphas	3–10 gr.	0.2–0.6	
permanganas	1–2 gr.	0.06–0.13	
peroxid	3–10 gr.	0.2–0.6	
phosphas	5–20 gr.	0.3–1.3	
saccharas	5–30 gr.	0.3–2.0	
sulphidum	¼–1 gr.	0.016–0.06	
sulphis	1–5 gr.	0.06–0.3	
Calendula, *æ*	15–60 gr.	1.0–4.0	*Marigold.* Alterative, resolvent, febrifuge. Tincture as an embrocation in sprains, etc.
extractum	2–10 gr.	0.13–0.6	
fluidextractum	15–60 min.	1.0–4.0	

POSOLOGIC AND THERAPEUTIC TABLE—(*Continued*)

Medicines.	Dose for Adult.	Gm. or C.c.	Action and Uses.
Calendulæ, tinctura	½–2 fl.dr.	2.0–8.0	
Calomel			See *Hydrargyri chloridum mite.*
Calumba, *æ*	5–30 gr.	0.3–2.0	*Columbo.* Bitter tonic for feeble digestion; non-astringent.
extractum	1–10 gr.	0.06–0.6	
fluidextractum	5–30 min.	0.3–2.0	
infusum	½–1 fl.oz.	15.0–30.0	
tinctura	½–2 fl.dr.	2.0–8.0	
Calx, *cis*			*Lime.* Escharotic, depilatory, disinfectant.
chlorata			*Bleaching powder.* Disinfectant.
linimentum	Externally		*Carron oil.* For burns.
liquor	½–2 fl.oz.	15.0–60.0	*Lime-water.* An acid.
sulphurata	1/10–½ gr.	0.006–0.03	*Crude calcium sulphid.* Depilatory. Internally, in pustular skin diseases.
syrupus	½–1 fl.dr.	2.0–4.0	Used in diarrhea, rheumatism, and cystitis.
Cambogia, *æ*	½–5 gr.	0.03–0.3	*Gamboge.* Drastic cathartic.
Camphora, *æ*	2–10 gr.	0.13–0.6	*Camphor.* Diffusible stimulant, antispasmodic, and carminative. Useful in chordee and genital irritation. Externally, in liniment as a rubefacient.
aqua	1–8 fl.dr.	4.0–30.0	
ceratum	Externally		
linimentum	Externally		
monobromata	2–5 gr.	0.13–0.3	
oleum	1–5 min.	0.06–0.3	
spiritus	10–60 min.	0.6–4.0	
Canada fleabane			See *Erigeron.*
Cannabinon	¼–1 gr.	0.016–0.06	Resin from *Cannabis indica.*
Cannabin tannas	2–10 gr.	0.13–0.6	A powder prepared from *Cannabis indica.*
Cannabis, *is*, indica, *æ*	2–5 gr.	0.13–0.3	*Indian hemp; hashish.* Antispasmodic, antineuralgic, anodyne. Cough sedative in tuberculosis. Of value in migraine or sick headache.
extractum	¼–½ gr.	0.016–0.03	
fluidextractum	3–5 min.	0.2–0.3	
tinctura	5–30 min.	0.3–2.0	
Cantharidatum, *i*, collodium	Externally		*Cantharidal collodion.* 60 per cent. cantharides.
Cantharidin	1/1500 gr.	0.00004	Principle of cantharides. Used hypodermically in tuberculosis.
Cantharis, *idis*	⅛–1 gr.	0.01–0.06	*Cantharides: Spanish fly.* Externally, powerful vesicant and counterirritant. Internally, the tincture is used as an emmenagogue, aphrodisiac, and genito-urinary stimulant.
ceratum	Externally		
emplastrum	Externally		
tinctura	1–5 min.	0.06–0.3	
Capsicum, *i*	1–8 gr.	0.06–0.5	*Cayenne pepper.* Stomachic in atony of stomach and dyspepsia of drunkards. Carminative. Locally as a gargle in sore throat, and externally as a rubefacient.
emplastrum	Externally		
extractum	½–2 gr.	0.03–0.13	
fluidextractum	1–5 min.	0.06–0.3	
infusum	2–4 fl dr.	8.0–16.0	
oleoresina	¼–1 min.	0.016–0.06	
tinctura	5–20 min.	0.3–1.3	
et myrrhæ	10–60 min.	0.6–4.0	
Caraway			See *Carum.*
Carbo, *onis*, animalis	10–40 gr.	0.6–2.6	*Animal charcoal.* Absorbent.
purificatus	10–40 gr.	0.6–2.6	
ligni	15–60 gr.	1.0–4.0	*Wood-charcoal.* Absorbent. Used internally in flatulent dyspepsia and externally in dressings for foul ulcers.
Cardamomum, *i*	5–20 gr.	0.3–1.3	*Cardamom.* Stomachic and carminative.
tinctura	1–2 fl.dr.	4.0–8.0	Useful in colic and as a flavoring agent.
composita	1–2 fl.dr.	4.0–8.0	
Carniferrin	8–15 gr.	0.5–1.0	Prepared from meat and iron.
Caroid	3–10 gr.	0.2–0.6	Vegetable digestant from *papaw.*
Carpaina, *æ*	1/30–⅛ gr.	0.002–0.01	Alkaloid from *Carica papaya.* Substitute for digitalis.
Carron oil			See *Linimentum calcis*, under *Calx.*
Carum, *i*	10–30 gr.	0.6–2.0	*Caraway.* Aromatic, carminative, flavoring agent.
aqua	½–1 fl.oz.	15.0–30.0	
oleum	1–6 min.	0.06–0.35	
Caryophyllus, *i*	5–15 gr.	0.3–1.0	*Cloves.* Carminative, stomachic. Oil used locally in toothache.
infusum	½–1 fl.oz.	15.0–30.0	
oleum	1–5 min.	0.06–0.3	
Cascara sagrada			See *Rhamnus purshiana.*
Cascarilla, *æ*	15–30 gr.	1.0–2.0	*Cascarilla.* Stomachic in gastric and intestinal atony.
extractum	5–8 gr.	0.3–0.5	
infusum	½–2 fl.oz.	15.0–60.0	
tinctura	½–2 fl.dr.	2.0–8.0	
Cassia, *æ*			*Purging cassia.* Cathartic.
fistula	1–2 dr.	4.0–8.0	
Castanea	15–60 gr.	1.0–4.0	*Chestnut leaves.* Sedative and astringent in whooping-cough.
fluidextractum	20–60 min.	1.3–4.0	

POSOLOGIC AND THERAPEUTIC TABLE—(*Continued*)

Medicines.	Dose for Adult.	Gm. or C.c.	Action and Uses.
Castanea, infusum	½–1 fl.oz.	15.0–30.0	
Castor oil	.....	.....	See *Oleum ricini.*
Castoreum, *i.*	10–30 gr.	0.6–2.0	Substance from preputial follicles of the beaver. Antispasmodic like musk.
tinctura	½–1 fl.dr.	2.0–4.0	
Cataplasma kaolini	Externally	.....	*Clay paste.* Substitute for meal poultice.
Cataria, *æ.*	15–60 gr.	1.0–4.0	*Catnip.* Stomachic, carminative, sedative.
fluidextractum	1–2 fl.dr.	4.0–8.0	
Catechu (indeclinable)	10–30 gr.	0.6–2.0	*Catechu.* Astringent. Replaced by *Gambir* in Pharmacopœia of 1900.
tinctura compositum	½–2 fl.dr.	2.0–8.0	
trochisci	1 occasionally		
Caulophyllum, *i.*	10–30 gr.	0.6–2.0	*Blue cohosh.* Uterine sedative.
extractum	2–5 gr.	0.13–0.3	
fluidextractum	10–30 min.	0.6–2.0	
tinctura	1–2 fl.dr.	4.0–8.0	
Cayenne pepper	.....	.....	See *Capsicum.*
Celery seeds	.....	.....	Seeds of *Apium graveolens.* Nerve sedative.
Cephaëlin	$\frac{1}{12}$–⅛ gr.	0.005–0.01	Powerful emetic from *ipecac.*
Cera, *æ,* alba, flava	.....	.....	*Wax, white, yellow.*
Ceratum, *i.*	Externally	.....	*Cerate.*
Cerevisiæ fermentum	½–1 oz.	15.0–30.0	*Yeast.* Added to poultices for unhealthy wounds. Internally, in boils and diabetes.
Cerium, *i.*	1–5 gr.	0.06–0.3	*Cerium.* Gastric sedative, especially in vomiting of pregnancy.
Cetaceum, *i.*	Externally	.....	*Spermaceti.*
ceratum	Externally		
Cetraria, *æ.*	½–1 dr.	2.0–4.0	*Iceland-moss.* Demulcent in gastric, pulmonary inflammations.
decoctum	1–4 fl.oz.	30.0–120.0	
Chalk	.....	.....	See *Creta.*
Chamomile	.....	.....	See *Anthemis.*
Charcoal	.....	.....	See *Carbo.*
Chaulmoogra oil	.....	.....	See *Oleum gynocardiæ.*
Chelidonium, *ii.*	1–2 dr.	4.0–8.0	*Celandine.* Alterative, cathartic, expectorant, diaphoretic, and diuretic.
extractum	5–10 gr.	0.3–0.6	
fluidextractum	½–1 fl.dr.	2.0–4.0	
infusum	½–2 fl.oz.	15.0–60.0	
Chelsea pensioner	1–2 dr.	4.0–8.0	Guaiac resin, 10; magnesium carbonate, 10; sulphur, 15; molasses, 60. Chronic rheumatism and gout.
Chenopodium, *ii.*	15–30 gr.	1.0–2.0	*American wormseed.* Chiefly for worms.
fluidextractum	15–30 min.	1.0–2.0	
oleum	2–10 min.	0.13–0.6	
Cherry laurel	.....	.....	See *Laurocerasi folia.*
Chestnut leaves	.....	.....	See *Castanea.*
Chimaphila, *æ*	15–60 gr.	1.0–4.0	*Pipsissewa.* Stimulant diuretic, almost equivalent to buchu.
extractum	3–10 gr.	0.2–0.6	
fluidextractum	½–1 fl.dr.	2.0–4.0	
Chinoidinum, *i.*	2–30 gr.	0.13–2.0	*Quinoidin.* Mixture of amorphous cinchona alkaloids.
Chinotropin	5–20 gr.	0.3–1.3	*Urotropin quinate.* Urinary disinfectant.
Chirata, *æ.*	15–30 gr.	1.0–2.0	*Chiretta.* Stomachic. Equivalent to gentian.
fluidextractum	15–30 min.	1.0–2.0	
tinctura	½–1 fl.dr.	2.0–4.0	
Chloralamid	.....	.....	See *Chloralformamidum.*
Chloralformamidum, *i.*	15–30 gr.	1.0–2.0	*Chloralamid.* Somnifacient.
Chloralose	3–10 gr.	0.2–0.6	Somnifacient.
Chloralum, *i,* hydratum, *i.*	10–30 gr.	0.6–2.0	*Chloral hydrate.* Hypnotic and anticonvulsant.
camphoratum, *i.*	.....	.....	*Camphorated chloral.* Valuable rubefacient application in muscular rheumatism and neuralgia.
Chloretone	5–15 gr.	0.3–1.0	*Chlorobutanol.* Somnifacient.
Chlori, aqua	1–2 fl.dr.	4.0–8.0	*Chlorin water.* Internal and external antiseptic.
Chlorodyne	5–15 min.	0.3–1.0	Solution of morphin, chloroform, cannabis indica, hydrocyanic acid, mint, and capsicum. Anodyne.
Chloroformum, *i.*	2–20 min.	0.13–1.3	*Chloroform.* General anesthetic by inhalation. Internally, antispasmodic, carminative, and vermifuge. Externally, rubefacient.
aqua	1–4 fl.dr.	4.0–16.0	
elixir compositum	10–40 min.	0.6–2.6	
emulsum	1–4 fl.dr.	4.0–16.0	
linimentum	Externally		
spiritus	½–1 fl.dr.	2.0–4.0	
Chondrus, *i.*	.....	.....	*Irish moss.* Demulcent.
Chrysarobinum, *i.*	Externally	.....	*Chrysarobin.* Externally as a stimulant and parasiticide in certain skin diseases. Also for hemorrhoids.

POSOLOGIC AND THERAPEUTIC TABLE—(*Continued*)

Medicines.	Dose for Adult.	Gm. or C.c.	Action and Uses.
Cimicifuga, *æ*.	5–30 gr.	0.3–2.0	*Black snakeroot* or *black cohosh.* Antispasmodic in chorea; antirheumatic and uterine stimulant.
extractum	1–8 gr.	0.06–0.5	
fluidextractum	5–30 min.	0.3–2.0	
tinctura	½–1 fl.dr.	2.0–4.0	
Cimicifugin	1–5 gr.	0.06–0.3	*Macrotin* (eclectic). Resin from cimicifuga.
Cinchona, *æ*.	10–60 gr.	0.6–4.0	*Peruvian bark.* Antimalarial and bitter tonic. See also *Quinin.*
elixir	1–2 fl.dr.	4.0–8.0	
et ferri	1–2 fl.dr.	4.0–8.0	
et strychninæ	1–2 fl.dr.	4.0–8.0	
pepsini et strychninæ.	1–2 fl.dr.	4.0–8.0	
extractum	5–15 gr.	0.3–1.0	
fluidextractum	15–60 min.	1.0–4.0	
infusum	½–2 fl.oz.	15.0–60.0	
rubra	10–60 gr.	0.6–4.0	
tinctura	1–2 fl.dr.	4.0–8.0	
compositum	1–2 fl.dr.	4.0–8.0	*Huxham's tincture.*
Cinchonidina, *æ*.	1–30 gr.	0.06–2.0	*Cinchonidin.*
salicylas	5–30 gr.	0.3–2.0	
sulphas	5–30 gr.	0.3–2.0	
Cinchonina, *æ*.	5–30 gr.	0.3–2.0	
bisulphas	5–30 gr.	0.3–2.0	
hydrochloridum	5–30 gr.	0.3–2.0	
salicylas	5–30 gr.	0.3–2.0	
sulphas	5–30 gr.	0.3–2.0	
Cinnamomum, *i*.	5–30 gr.	0.3–2.0	*Cinnamon.* Aromatic, carminative, astringent, and flavoring agent.
aqua	½–1 fl.oz.	15.0–30.0	
oleum	1–5 min.	0.06–0.3	
spiritus	5–30 min.	0.3–2.0	
tinctura	½–2 fl.dr.	2.0–8.0	
Citarin	15–30 gr.	1.0–2.0	Compound of formaldehyd and citric acid. Gout and rheumatism.
Citrine ointment			See *Hydrargyri nitras unguentum.*
Cloves			See *Caryophyllus.*
Coca, *æ*.	15–60 gr.	1.0–4.0	*Coca leaves, erythroxylon.* Nerve stimulant. Chiefly useful in convalescence from acute diseases. Active principle, *cocain.*
fluidextractum	10–60 min.	0.6–4.0	
vinum	2–4 fl.dr.	8.0–16.0	
Cocaina, *æ*.	⅛–1 gr.	0.008–0.06	*Cocain.* Local anesthetic; circulatory, respiratory, and cerebral stimulant; antiemetic and mydriatic.
hydrochlorid	⅛–1 gr.	0.008–0.06	
oleatum	Externally		
Cocculus indicus	1–3 gr.	0.06–0.2	*Fish-berries.* Active principle, *picrotoxin.* Cerebrospinal and respiratory stimulant, resembling strychnin in action. Locally, for lice.
decoctum	1–2 fl.dr.	4.0–8.0	
tinctura	3–15 min.	0.2–1.0	
Coccus, *i*.	1–15 gr.	0.06–1.0	*Cochineal.* Recommended as antispasmodic, but chiefly used as a coloring agent.
tinctura	15–30 min.	1.0–2.0	
Cocoa-butter			See *Oleum theobromatis.*
Codeina, *æ*.	¼–2 gr.	0.016–0.13	*Codein.* An alkaloid of opium.
hydrochloridum	¼–2 gr.	0.016–0.13	
phosphas	¼–2 gr.	0.016–0.13	
sulphas	¼–2 gr.	0.016–0.13	
Cod-liver oil			See *Oleum morrhuæ.*
Colchicina, *æ*.	1/130–1/50 gr.	0.0005–0.0013	
salicylas	1/130–1/60 gr.	0.0005–0.0013	
Colchicum, *i*.			*Meadow saffron.* Alterative in gout and chronic rheumatism. Active principle, *colchicin.*
cormus	2–8 gr.	0.13–0.5	
extractum	¼–2 gr.	0.03–0.13	
semen	1–5 gr.	0.06–0.3	
fluidextractum	1–5 min.	0.06–0.3	
tinctura	10–40 min.	0.6–2.6	
vinum	10–40 min.	0.6–2.6	
Collodium, *i*.	Externally		*Collodion.* An ether-alcohol solution of gun-cotton. Painted over excoriations, etc.
cantharidatum	Externally		*Blistering collodion.*
flexile	Externally		*Flexible collodion.*
stypticum	Externally		*Styptic collodion.*
Colocynthin	⅛–¼ gr.	0.008–0.016	
Colocynthis, *idis*	2–10 gr.	0.13–0.6	*Colocynth; bitter apple.* Drastic cathartic, seldom used alone.
extractum	¼–2 gr.	0.016–0.13	
compositum	5–15 gr.	0.3–1.0	
Coltsfoot			See *Tussilago.*
Columbin	½–1 gr.	0.03–0.06	
Columbo			See *Columba.*
Condurango	15–30 gr.	1.0–2.0	*Condurango.* Stomachic and supposed specific for gastric cancer.
fluidextractum	20–60 min.	1.3–4.0	
Condy's fluid			Solution of potassium permanganate. Disinfectant.

POSOLOGIC AND THERAPEUTIC TABLE—(*Continued*)

Medicines.	Dose for Adult.	Gm. or C.c.	Action and Uses.
Conina, *æ*	$\frac{1}{60}$–$\frac{1}{10}$ gr.	0.0013–0.006	*Cicutin.* Liquid alkaloid of conium.
hydrobromidum	$\frac{1}{60}$–$\frac{1}{10}$ gr.	0.0013–0.006	
Conium, *ii*	1–5 gr.	0.06–0.3	*Poison hemlock.* Sedative and antispasmodic in asthma, whooping-cough, mania, chorea, tetanus. Locally, in poultices to cancerous and other painful sores.
extractum	½–2 gr.	0.03–0.13	
fluidextractum	1–5 min.	0.06–0.3	
tinctura	10–60 min.	0.6–4.0	
Convallaria, *æ*	2–10 gr.	0.13–0.6	*Lily-of-the-valley.* Heart stimulant and diuretic. Useful in cardiac dropsy
extractum	2–8 gr.	0.13–0.5	
fluidextractum	2–10 min.	0.13–0.6	
Copaiba, *æ*	10–60 min.	0.6–4.0	*Copaiba* or *copaiva.* Stimulant diuretic and urinary disinfectant in gonorrhea when discharge is purulent and in chronic cystitis. Also stimulant expectorant.
massa	15–60 gr.	1.0–4.0	
oleum	5–15 min.	0.3–1.0	
resina	5–15 gr.	0.3–1.0	
Copper			See *Cuprum.*
Coriandrum, *i*	10–30 gr.	0.6–2.0	*Coriander.* Stomachic and carminative.
fluidextractum	15–30 min.	1.0–2.0	
oleum	2–5 min.	0.13–0.3	
Corn ergot			See *Ustilago.*
silk			See *Zea mays.*
Cornus, *us*, circinata, *æ*	15–60 gr.	1.0–4.0	*Round-leaved dogwood.* Like dogwood.
fluidextractum	15–60 min.	1.0–4.0	
decoctum	1–2 fl.oz.	30.0–60.0	
florida, *æ*	15–60 gr.	1.0–4.0	*Dogwood.* Astringent, tonic, febrifuge.
fluidextractum	15–60 min.	1.0–4.0	
Corrosive sublimate			See *Hydrargyri chloridum corrosivum.*
Cotarnin hydrochloridum	¼–4 gr.	0.016–0.25	*Stypticin.* Allied to hydrastinin. Useful hypodermically or by mouth in uterine hemorrhage.
phthalate	¼–4 gr.	0.016–0.25	*Styptol.* Same use as cotarnin.
Coto	5–10 gr.	0.3–0.6	*Coto bark.* Astringent in diarrhea, cholera, and night-sweats.
tinctura	10–30 min.	0.6–2.0	
Cotoin	½–2 gr.	0.03–0.13	Bitter principle of coto.
Cotton-root			See *Gossypium.*
Couch-grass			See *Triticum repens.*
Cowage			See *Mucuna pruriens.*
Cramp-bark			See *Viburnum opulus.*
Cranesbill			See *Geranium.*
Cream of tartar			See *Potassii bitartras.*
Creosotum, *i*	1–10 min. or more	0.06–0.6	*Creosote, creasote.* Antiseptic and expectorant. Useful in tuberculosis with purulent sputum. Also of value in gastro-intestinal fermentation.
aqua	1–4 fl.dr.	4.0–15.0	
carbonas	5–20 gr.	0.3–1.3	*Creosotal.* Valuable expectorant.
phosphas	5–20 gr.	0.3–1.3	*Phosote.* Substitute for creosote.
valeras	5–15 gr.	0.3–1.0	*Eosote.* Substitute for creosote.
Cresol	Externally		*Cresylic acid.* Mixture of cresols from coal tar. More powerful disinfectant than phenol.
Creta, *æ*			*Chalk.* Antacid and astringent. Used in gastric acidity and diarrhea. Also in tooth-powders.
præparata	10–60 gr.	0.6–4.0	
mistura	2–6 fl.dr.	8.0–24.0	
Crocus, *i*	5–30 gr.	0.3–2.0	*Saffron.* Antispasmodic and sedative. Recommended to promote eruptions in measles.
tinctura	1–2 fl.dr.	4.0–8.0	
Croton chloral			See *Butyl-chloral hydras.*
oil			See *Oleum tiglii.*
Cubeba, *æ*	15–60 gr.	1.0–4.0	*Cubeb.* Stimulant diuretic in gonorrhea and cystitis. Stimulant expectorant in late stages of acute bronchitis.
fluidextractum	15–60 min.	1.0–4.0	
oleoresina	5–20 min.	0.3–1.3	
oleum	5–20 min.	0.3–1.3	
trochisci	1 occasionally		
Culver's root			See *Leptandra.*
Cuprol	Externally		*Copper nucleinate.* Antiseptic and astringent, especially in eye diseases (10 per cent. solution).
Cuprum, *i*			*Copper.* Sulphate internally as astringent in diarrhea; as emetic (5 grains) and as antidote to phosphorus. Externally, caustic and stimulant. Arsenite used as internal antiseptic.
acetas	⅛–½ gr.	0.008–0.03	
arsenis	$\frac{1}{120}$–$\frac{1}{40}$ gr.	0.0005–0.0015	
sulphas	⅛–½ gr.	0.008–0.03	
Curare	$\frac{1}{20}$–½ gr.	0.0032–0.03	*Woorara.* Powerful nerve depressant. Occasionally given in tetanus and strychnin-poisoning.
Curarina, *æ*	$\frac{1}{400}$–$\frac{1}{40}$ gr.	0.00016–0.0016	
Cypripedium, *ii*	15–30 gr.	1.0–2.0	*Ladies'-slipper.* Antispasmodic. Similar to valerian.
extractum	2–6 gr.	0.13–0.4	
fluidextractum	10–60 min.	1.0–2.0	
tinctura	1–2 fl.dr.	4.0–8.0	

POSOLOGIC AND THERAPEUTIC TABLE—(*Continued*)

Medicines.	Dose for Adult.	Gm. or C.c.	Action and Uses.
Cystogen	5–10 gr.	0.3–0.6	*Hexamethylenamina.* Similar to urotropin.
Damiana, *æ*	15–60 gr.	1.0–4.0	*Damiana.* Tonic in sexual debility and nervous exhaustion.
extractum	2–10 gr.	0.13–0.6	
fluidextractum	½–1 fl.dr.	2.0–4.0	
Dandelion			See *Taraxacum.*
Daturina, *æ*	1/120–1/60 gr.	0.0005–0.001	Alkaloid of *stramonium.* Similar to atropin.
Delphina, *æ*	¼–½ gr.	0.016–0.03	Alkaloid of *stavesacre* or *larkspur.* Action like that of aconitin. Used in asthma Locally in ointment (5 per cent.) for neuralgia.
Dermatol			See *Bismuthi subgallas.*
Dextrose			*Starch-, corn-,* or *grape-sugar.*
Diabetin			See *Levulose.*
Digitalin	1/60–1/30 gr.	0.001–0.002	Amorphous powder. Variable in strength
cristallisée	1/250–1/60 gr.	0.00025–0.001	*Nativelle's digitalin.* Impure digitoxin.
Digitalinum germanicum	1/60–1/20 gr.	0.001–0.003	Mixture of *glucosids.* Suitable for hypodermic use.
Digitalis, *is*	½–2 gr.	0.03–0.13	*Foxglove.* Heart tonic and diuretic. Renders pulse less frequent and more forcible. Useful in valvular disease, dilated heart, cardiac and renal dropsy; also palpitation and irregular action of heart.
extractum	⅛–¼ gr.	0.01–0.016	
fluidextractum	1–2 min.	0.06–0.13	
infusum	1–4 fl.dr.	4.0–16.0	
tinctura	5–20 min.	0.3–1.3	
Digitoxin	1/250–1/64 gr.	0.00025–0.001	
Dimethylpiperazin tartrate			See *Lycetol.*
Dionin	¼–1 gr.	0.016–0.06	*Ethylmorphin hydrochlorid.* Substitute for morphin; also locally (5 to 10 per cent. solution) in inflammatory eye diseases.
Diphtheria antitoxin			See *Serum antidiphthericum.*
Diuretin	5–15 gr.	0.3–1.0	*Theobromin sodium* and *sodium salicylate.* Powerful diuretic.
Dogwood			See *Cornus florida.*
Jamaica			See *Piscidia erythrina.*
Donovan's solution			See *Arseni et hydrargyri iodidi liquoris.*
Dormiol	5–50 min.	0.3–3.0	*Amylene-chloral.* Hypnotic.
Dover's powder			See *Ipecacuanhæ et opii pulvis.*
Drosera, *æ,* rotundifolia.	3–15 gr.	0.2–1.0	*Sundew.* Expectorant in bronchitis and whooping-cough.
tinctura	5–10 min.	0.3–0.6	
Duboisia myoporoides			Similar in action to belladonna.
Duboisinæ sulphas	1/150–1/60 gr.	0.0004–0.0013	Similar in action to hyoscin.
Dulcamara, *æ*	½–1 dr.	2.0–4.0	*Bitter-sweet.* Sedative, alterative, diuretic.
extractum	5–15 gr.	0.3–1.0	
fluidextractum	½–1 fl dr.	2.0–4.0	
infusum	1–2 fl.oz.	30.0–60.0	
Dunbar's serum			See *Pollantin.*
Duotal			See *Guaiacolis carbonas.*
Duotonol	5–10 gr.	0.3–0 6	Mixture of *calcium* and *sodium glycerophosphate.* Nerve tonic.
Easton's syrup	½–1 fl.dr.	2.0–4.0	*Syrup of iron phosphate with strychnin and quinin.* Tonic.
Elaterinum, *i*	1/20–⅛ gr.	0.003–0.008	
trituratio	⅛–1 gr.	0.03–0.06	
Elaterium, *ii*	1/10–½ gr.	0.006–0.03	*Elaterium.* Powerful hydragogue cathartic. Useful in dropsy. Contains elaterin.
Elder			See *Sambucus.*
Elecampane			See *Inula.*
Emetin	1/30–1/10 gr.	0.002–0.0065	Resinoid from *ipecac.* Emetic (1–1½ grains); expectorant.
Emetina, *æ*	1/120–1/60 gr.	0.0005–0.001	*Emetin.* Alkaloid of ipecac. Emetic (⅛ grain) and expectorant.
Empyroform	Externally		Condensation product of *birch-tar* and *formaldehyd.* Substitute for tar.
Eosote			See *Guaiacolis valeras.*
Epicarin	Externally		Condensation product of *betanaphthol* and *cresolic acid.* Used in 10 to 20 per cent. ointment in skin diseases.
Epsom salts			See *Magnesii sulphas.*
Ergota, *æ*	10–60 gr.	0 6–4.0	*Ergot.* Constrictor of blood-vessels, hemostatic, emmenagogue, and parturient.
extractum	2–10 gr.	0.13–0.6	
fluidextractum	15–60 min.	1.0–4.0	
vinum	1–3 fl.dr.	4.0–12.0	
Ergotin			Equivalent to *extractum ergotæ.*
Erigeron, *tis*	1–2 dr.	4.0–8.0	*Fleabane.* Stimulant, diuretic, hemostatic.
oleum	5–10 min.	0.3–0.6	
Eriodictyon, *yi*	½–1 dr.	2.0–4.0	*Yerba santa.* Expectorant and tonic. Useful for disguising taste of quinin.
elixir aromaticum	1–2 fl.dr.	4.0–8.0	
fluidextractum	15–60 min.	1.0–4.0	
syrupus	1–2 fl.dr.	4.0–8.0	

POSOLOGIC AND THERAPEUTIC TABLE—(*Continued*)

Medicines.	Dose for Adult.	Gm. or C.c.	Action and Uses.
Erythrol tetranitrate	½–1 gr.	0.03–0.06	*Erythrol nitrate.* Powerful vasodilator. Action like that of nitroglycerin, but more lasting. Explosive. Prescribed in chocolate tablets.
Erythrophlœinæ hydrochloridum	1/40–1/24 gr.	0.0016–0.0026	*Sassy bark.* Action like that of digitalis. Alkaloid used in dentistry to benumb dentin.
Erythrophlœum, *i.*	...	....	
tinctura	5–10 min.	0.3–0.6	
Erythroxylon	...	.....	See *Coca.*
Eserin	.....	.....	See *Physostigmina.*
Ether	.....	.....	See *Æther.*
Ethyl bromid	.....	.....	See *Æthylis bromidum.*
carbamas	.....	.....	See *Æthylis carbamas.*
chlorid	....	.....	See *Æthylis chloridum.*
iodid	..	.....	See *Æthylis iodidum.*
Eucainæ hydrochloridum	Externally	.....	*Beta-eucain.* Local anesthetic, less toxic than cocain.
Eucalyptol	5–15 min.	0.3–1.0	*Cineol.* Organic oxid from oil of eucalyptus.
Eucalyptus, *i.*	15–60 gr.	1.0–4.0	*Blue-gum tree.* Antiperiodic, expectorant, antiseptic.
fluidextractum	½–1 fl.dr.	2.0–4.0	
oleum	5–15 min.	0.3–1.0	
Eudoxin	5–20 gr.	0.3–1.3	*Nosophen-bismuth.* Intestinal antiseptic and astringent.
Eugenol	1–5 min.	0.06–0.3	*Aromatic phenol* from clove oil. Antiseptic and local anesthetic.
Eumydrin	1/120–1/60 gr.	0.0005–0.001	*Atropin methylnitrate.* Mydriatic, antispasmodic, antihydrotic. Less toxic than atropin. Locally, 0.5 to 1 per cent. solution.
Eunatrol	... ...	.. .. ..	See *Sodii oleas.*
Euonymin	1–5 gr.	0.06–0.3	
Euonymus, *i.*	10–40 gr.	0.6–2.6	*Wahoo.* Cathartic, cholagogue, diuretic.
extractum	1–5 gr.	0.06–0.3	
fluidextractum	10–30 min.	0.6–2.0	
Eupatorium, *ii.*	½–1 dr.	2.0–4.0	*Boneset, thoroughwort.* Stomachic, diuretic, and diaphoretic. Similar to chamomile.
extractum	5–10 gr.	0.3–0.6	
fluidextractum	15–60 min.	1.0–4.0	
infusum	1–2 fl.oz.	30.0–60.0	
Euphorbia, *æ,* corollata	2–5 gr.	0.13–0.3	*Flowering spurge.* Used chiefly in whooping-cough, asthma, coryza, bronchial affections. Large doses emetic.
fluidextractum	5–30 min.	0.3–2.0	
Euphthalmin	Externally	.....	*Mandelic acid,* derivative of eucain. Mydriatic, evanescent action (2 to 10 per cent. solution).
Euquinin	5–20 gr.	0 3–1.3	*Quinin carbonic ether.* Substitute for quinin; milder, but less likely than the latter to cause cinchonism.
Europhen	½–1½ gr.	0.03–0.1	*Organic preparation of iodin* (28 per cent.). Substitute for iodoform. Antisyphilitic.
Exalgin	2–5 gr.	0.13–0.3	*Methyl-acetanilid.* Substitute for acetanilid.
Exodin	8–24 gr.	0.5–1.5	*Oxyanthraquinon* derivative. Synthetic purgative.
Fel, *lis,* bovis	... ..	.....	*Ox-gall.* Laxative and cholagogue.
purificatum	5–15 gr.	0.3–1.0	
Fennel	.....	....	See *Fœniculum.*
Ferratin	5–8 gr.	0.3–0.5	Iron-albumin compound.
Ferrier's snuff	.....	.....	Bismuth subnitrate, 180; acacia, 60; morphin hydrochlorid, 1. In coryza.
Ferripyrin	3–8 gr.	0.2–0.5	
Ferrum, *i.*	.....	.. ..	*Iron.* Chalybeate tonic in anemia. Astringent. Chlorid in erysipelas, and locally in sore throat. Solution of iron and ammonium acetate (Basham's mixture), diuretic. Iron oxid with magnesium oxid, antidote to arsenic. Iron sulphate (copperas), disinfectant and deodorant. Syrup of iron iodid, alterative and tonic. Iron subsulphate (Monsel's salt) and solution of iron subsulphate (Monsel's solution), styptic.
acetas	1–5 gr.	0.06–0.3	
albuminas	1–10 gr.	0.06–0.6	
arsenas	1/16–⅛ gr.	0.004–0.008	
bromidum	2–5 gr.	0.13–0.3	
cacodylas	½–5 gr.	0.03–0.3	
carbonatis massa	5–10 gr.	0.3–0.6	
pilulæ	1 to 5 pills		
saccharatus	1–10 gr.	0.06–0.6	
chloridi liquor	3–10 min.	0.2–0.6	
tinctura	10–30 min.	0.6–2.0	
citras	1–5 gr.	0.06–0.3	
et ammonii acetatis liquor	1–4 fl.dr.	4.0–16.0	
citras	5–10 gr.	0.3–0.6	
tartras	3–10 gr.	0.2–0.6	

POSOLOGIC AND THERAPEUTIC TABLE—(*Continued*)

Medicines.	Dose for Adult.	Gm. or C.c.	Action and Uses.
Ferrum et potassii tartras	5–15 gr.	0.3–1.0	
quininæ citras	5–10 gr.	0.3–0.6	
solubilis	5–10 gr.	0.3–0.6	
strychninæ citras	1–5 gr.	0.06–0.3	
glycerophosphas	3–10 gr.	0.2–0.6	
hydroxido cum magnesii oxidum	4 fl.oz.	120.0	
hypophosphis	1–5 gr.	0.06–0.3	
iodidi pilulæ	1 or 2 pills		
saccharatum	1–5 gr.	0.06–0.3	
syrupus	5–30 min.	0.3–2.0	
lactas	1–5 gr.	0.06–0.3	
lactophosphas	1–5 gr.	0.06–0.3	
mistura composita	1–2 fl.dr.	4.0–8.0	
oxalas	1–5 gr.	0.06–0.3	
peptonatum	5–10 gr.	0.3–0.6	
phosphas solubilis	1–5 gr.	0.06–0.3	
pyrophosphas solubilis	1–5 gr.	0.06–0.3	
reductum	1–5 gr.	0.06–0.3	
saccharatum	5–20 gr.	0.3–1.3	
salicylas	3–10 gr.	0.2–0.6	
subsulphas liquor	3–10 min.	0.2–0.6	
succinas	10–30 gr.	0.6–2.0	
sulphas exsiccatum	1–5 gr.	0.06–0.3	
granulatum	1–5 gr.	0.06–0.3	
valeras	1–5 gr.	0.06–0.3	
vinum	1–2 fl.dr.	4.0–8.0	
amarum	1–2 fl.dr.	4.0–8.0	
Fersan	30–80 gr.	2.0–5.0	*Iron and phosphorus compound.*
Ferula sumbul	.....	.....	See *Sumbul.*
Fibrolysin	40 min.	2.4	*Modified thiosinamin*
Ficus	ad lib.	.....	*Fig.* Laxative.
Filicic acid	5–15 gr.	0.3–1.0	Active principle of *Aspidium.*
Filix, *icis*, mas	.....	.....	See *Aspidium.*
Fishberries	.....	.....	See *Cocculus indicus.*
Flaxseed	.....	.....	See *Linum.*
Fleabane	.....	.....	See *Erigeron.*
Fœniculum, *i*	10–30 gr.	0.6–2.0	*Fennel.* Aromatic and carminative
aqua	ad lib.		
oleum	1–5 min.	0.06–0.3	
Formaldehydi liquor	Externally	.....	37 per cent. aqueous solution of formaldehyd.
Formaldehydum, *i*	.....	.....	*Formaldehyd.* Product of partial oxidation of wood alcohol. Powerful disinfectant and deodorant. Used locally (2 per cent. solution) as antihydrotic.
Formalin, Formol	.....	.....	Brand name of solution of *formaldehyd.*
Fowler's solution	.....	.....	See *Potassii arsenitis liquor.*
Foxglove	.....	.....	See *Digitalis.*
Frangula, *æ*	½–1 dr.	2.0–4.0	*Buckthorn.* Purgative.
extractum	2–8 gr.	0.13–0.5	
fluidextractum	½–1 fl.dr.	2.0–4.0	
Frasera, *æ*	15–30 gr.	1.0–2.0	*American colombo.* Bitter stomachic.
fluidextractum	20–60 min.	1.3–4.0	
Fraxinus ornus	.....	.....	See *Manna.*
Fructose	.....	.....	See *Levulose.*
Fuchsin	½–3 gr.	0.03–0.2	*Fuchsin.* Antiseptic, diuretic.
Fucus, *i*, vesiculosus, *i*	1–2 fl.dr.	4.0–8.0	*Bladderwrack.* Recommended for obesity.
Fuller's earth	Externally	.....	*China clay.* Native aluminum silicate Absorbent powder.
Galbanum, *i*	5–20 gr.	0.3–1.3	*Galbanum.* Expectorant and antispasmodic.
fluidextractum	20–60 min.	1.3–4.0	
pilulæ	1 to 5 pills		
Galla, *æ*	5–20 gr.	0.3–1.3	*Nutgall.* Powerful local astringent. Ointment useful in hemorrhoids.
tinctura	½–1 fl.dr.	2.0–4.0	
unguentum	Externally		
Gambir (indeclinable)	.....	.....	*Gambir.* Astringent resembling catechu. Used in diarrhea.
tinctura compositus	½–1 fl.dr.	2.0–4.0	
trochisci	1 occasionally		
Gamboge	.....	.....	See *Cambogia.*
Garlic	.....	.....	See *Allium.*
Gaultheria, *æ*	.....	.....	*Wintergreen.* Antiseptic, aromatic, and active antirheumatic. Oil is almost pure methyl salicylate.
oleum	5–20 min.	0.3–1.3	
spiritus	1–2 fl.dr.	4.0–8.0	

POSOLOGIC AND THERAPEUTIC TABLE—(*Continued*)

Medicines.	Dose for Adult.	Gm. of C.c.	Action and Uses.
Gelatinum, *i*	ad lib.	.....	*Gelatin.* Blood coagulant in hemorrhage and aneurysm. Given by mouth or subcutaneously (2 per cent. solution), and by rectum (5 to 10 per cent. solution). For subcutaneous use must be sterilized, or tetanus may result.
glycerinatum	.....	.....	*Glycerinated gelatin.* Employed as a vehicle for suppositories.
Gelsemin	$\frac{1}{8}$–$\frac{1}{2}$ gr.	0.008–0.03	Resinoid from *Gelsemium.*
Gelseminina, *æ*	$\frac{1}{120}$–$\frac{1}{30}$ gr.	0.0005–0.002	Alkaloid from *Gelsemium.*
sulphas	$\frac{1}{120}$–$\frac{1}{30}$ gr.	0.0005–0.002	
Gelsemium, *ii*	2–10 gr.	0.13–0.6	*Yellow jasmin.* Nerve sedative in neuralgia, myalgia, and spasmodic cough; also a mydriatic.
extractum	$\frac{1}{2}$–4 gr.	0.03–0.25	
fluidextractum	2–10 min.	0.13–0.6	
tinctura	10–60 min.	0.6–4.0	
Gentiana, *æ*	5–30 gr.	0.3–2.0	*Gentian.* Non-astringent bitter. Useful for weak digestion and loss of appetite.
extractum	2–10 gr.	0.13–0.6	
fluidextractum	5–30 min.	0.3–2.0	
infusum compositum	$\frac{1}{2}$–1 fl.oz.	15.0–30.0	
tinctura composita	1–2 fl.dr.	4.0–8.0	
Geosote	.....	.....	See *Guaiacolis valeras.*
Geranium, *ii*	10–60 gr.	0.6–4.0	*Cranesbill.* Active astringent. Used in diarrhea.
extractum	1–5 gr.	0.06–0.3	
fluidextractum	10–60 min.	0.6–4.0	
Ginger	.....	.....	See *Zingiber.*
Ginseng	.....	.....	*Panax quinquefolium.* Demulcent.
Glandulæ suprarenales siccæ	1–5 gr.	0.06–0.3	*Suprarenal extract.* Suprarenal glands of sheep, dried and powdered. Powerful vasoconstrictor. Useful in hemorrhage, piles, coryza, and hay-fever. Internally as an alterative in Addison's disease, exophthalmic goiter, and rickets. See also *Adrenalin.*
thyroideæ siccæ	1–5 gr.	0.06–0.3	*Thyroid extract.* Thyroid glands of sheep, dried and powdered. Alterative in myxedema, obesity, goiter, and certain skin diseases.
Glauber's salts	.....	.....	See *Sodii sulphas.*
Glonoin	.....	.....	See *Glycerylis nitras.*
Glycerinum, *i*, suppositoria	$\frac{1}{2}$–2 fl.dr.	2.0–8.0	*Glycerin.* Emollient, sweetening agent, and vehicle. By enema or suppository for constipation.
Glycerylis nitras	$\frac{1}{200}$–$\frac{1}{20}$ gr.	0.00032–0.003	*Nitroglycerin, glonoin, trinitrin.* Powerful vasodilator and antispasmodic. Useful in high arterial tension, cardiac dyspnea, angina pectoris, asthma. Also recommended in hemorrhage from lungs.
spiritus	1–5 min.	0.06–0.3	
Glycyrrhiza, *æ*	15–60 gr.	1.0–4.0	*Licorice.* Demulcent, flavoring agent, expectorant, and vehicle. *Compound licorice powder* (senna, 5; glycyrrhiza, 6; sulphur, 2; fennel oil, and sugar) is a useful laxative. Compound mixture, *Brown mixture* (acacia, 3; ext. glycyrrh., 3; tinct. opii camph., 12; vin. antimon., 6; spt. æther. nit., 3; syrup, mucilag., and water, q. s. ad 100); vehicle for ammonium chlorid. Demulcent and expectorant.
elixir	1–2 fl.dr.	4.0–8.0	
aromaticus	1–2 fl.dr.	4.0–8.0	
et opii trochisci	1 occasionally		
extractum	15–30 gr.	1.0–2.0	
fluidextractum	$\frac{1}{2}$–1 fl.dr.	2.0–4.0	
mistura compositus	1–4 fl.dr.	4.0–16.0	
pulvis compositus	$\frac{1}{2}$–2 dr.	2.0–8.0	
syrupus	ad lib.		
Glycyrrhizinum, *i*	.....	.....	*Glycyrrhizin.* Sweet principle of licorice.
ammoniatum, *i*	2–15 gr.	0.13–1.0	
Goa powder	.....	.....	See *Araroba.*
Gold	.....	.....	See *Aurum.*
Golden-rod	.....	.....	See *Solidago.*
Goldenseal	.....	.....	See *Hydrastis.*
Gomenol	4–8 min.	0.25–0.5	*Oleum melaleuca viridiflora.* Recommended in lung affections.
Gonosan	1–2 fl.dr.	4.0–8.0	*Liquor santal cum kava.* Recommended in gonorrhea.
Gossypium, *ii*, cortex	$\frac{1}{2}$–2 dr.	2.0–8.0	*Cotton-root bark.* Emmenagogue, oxytocic, uterine hemostatic; similar to ergot.
radicis fluidextractum	$\frac{1}{2}$–1 fl.dr.	2.0–4.0	
decoctum	1–2 fl.oz.	30.0–60.0	
Goulard's cerate	.....	.....	*Plumbi subacetatis ceratum.* See *Plumbum*
extractum	.....	.....	See *Plumbi subacetatis liquor.*
Granatum, *i*	$\frac{1}{2}$–2 dr.	2.0–8.0	*Pomegranate.* Vermifuge to tapeworms It contains pelletierin.
fluidextractum	$\frac{1}{2}$–1 fl.dr.	2.0–4.0	
Gray powder	.....	.....	See *Hydrargyrum cum creta.*

POSOLOGIC AND THERAPEUTIC TABLE—(*Continued*)

Medicines.	Dose for Adult.	Gm. or C.c.	Action and Uses.
Griffith's mixture	.....	.....	See *Ferri mistura composita.*
Grindelia, æ.	15–60 gr.	1.0–4.0	*Grindelia, gum plant.* Expectorant and antispasmodic. Useful in asthma and bronchitis. Fluidextract diluted with 8 parts of water is very useful locally in rhus-poisoning.
extractum	5–10 gr.	0.3–0.6	
fluidextractum	15–60 min.	1.0–4.0	
Guaiacetin	10–30 gr.	0.6–2.0	*Sodium pyrocatechin monoacetate.* Expectorant.
Guaiacol, *is*	2–10 min.	0.12–0.6	An important constituent of *creosote.* Antiseptic, expectorant. Locally, anodyne and antipyretic. Recommended internally in tuberculosis and purulent bronchitis.
benzoas	5–30 gr.	0.3–2.0	
carbonas	5–30 gr.	0.3–2.0	
cinnamas	5–15 gr.	0.3–1.0	
phosphas	5–15 gr.	0.3–1.0	
salicylas	5–20 gr.	0.3–1.3	
valeras	3–10 min.	0.2–0.6	
Guaiacol-salol	.....	.....	See *Guaiacol salicylas.*
Guaiacum, *i*	.....	.....	*Guaiac.* Alterative in chronic rheumatism and gout; emmenagogue. Useful in tonsillitis.
lignum	½–1 dr.	2.0–4.0	
mistura	½–1 fl.oz.	15.0–30.0	
resina	5–30 gr.	0.3–2.0	
tinctura	10–60 min.	0.6–4.0	
ammoniata	5–30 min.	0.3–2.0	
Guarana, æ.	15–60 gr.	1.0–4.0	Paste of crushed seeds of *Paullinia cupana.* A nerve stimulant, especially useful in headache. Contains caffein.
elixir	½–2 fl.dr.	2.0–8.0	
fluidextractum	15–60 min.	1.0–4.0	
Gum arabic	.....	.....	See *Acacia.*
Gurjun balsam	.....	.....	See *Balsamum gurjunæ.*
Gutta-percha, æ, liquor	Externally	.....	Used as a protective for small wounds and abrasions.
Gynocardiæ oleum	5–15 min.	0.3–1.0	*Chaulmoogra oil.* Used internally and externally in leprosy, psoriasis, and certain other skin diseases. Applied also in rheumatism.
Hamamelidis cortex	15–60 gr.	1.0–4.0	*Witch-hazel bark* and *leaves.* Recommended as a mild astringent in coryza, epistaxis, bleeding piles, etc.; also applied in bruises. Fluidextract used internally in varicose veins, hemorrhages.
aqua	1–4 fl.dr.	4.0–16.0	
folia	15–60 gr.	1.0–4.0	
fluidextractum	20–60 min.	1.3–4.0	
Hedeoma, æ.	15–60 gr.	1.0–4.0	*American pennyroyal.* Carminative and emmenagogue.
infusum	1–2 fl.oz.	30.0–60.0	
oleum	2–10 min.	0.13–0.6	
Hedonal	10–30 gr.	0.6–2.0	Somnifacient, allied to urethan.
Helianthemum, *i*	5–30 gr.	0.3–2.0	*Frostwort.* Tonic, alterative, astringent.
extractum	1–5 gr.	0.06–0.3	
infusum	½–1 fl.oz.	15.0–30.0	
Hellebore	.....	.....	See *Veratrum.*
Helmitol	7½–15 gr.	0.5–1.0	Urinary disinfectant. Similar to hexamethylenamin or urotropin.
Helonias, æ, dioica, æ.	1–2 dr.	4.0–8.0	*False unicorn root.* Recommended as an aphrodisiac; also employed as an abortifacient.
fluidextractum	½–1 fl.dr.	2.0–4.0	
Hematoxylon	½–1 dr.	2.0–4.0	*Logwood.* Astringent in diarrhea. Imparts pink color to stools.
decoctum	½–2 fl.oz.	15.0–60.0	
extractum	5–20 gr.	0.3–1.3	
Hemlock	.....	.....	See *Conium.*
Hemogallol	4–8 gr.	0.25–0.5	Derivative of *hemoglobin.* Used in anemia.
Hemol	2–8 gr.	0.13–0.5	Derivative of *hemoglobin.* Used in anemia.
Hemp, Canadian	.....	.....	See *Apocynum.*
Indian	.....	.....	See *Cannabis indica.*
Henbane	.....	.....	See *Hyoscyamus.*
Heroin hydrochloridum	$\frac{1}{24}$–$\frac{1}{12}$ gr.	0.0025–0.005	*Diacetylmorphin hydrochlorid.* Useful in cough, dyspnea, and asthma.
Hexamethylenamina, æ.	5–15 gr.	0.3–1.0	*Ammonioformaldehyd.* Also known by various trade-names, such as *urotropin, cystogen, formin,* etc. Valuable as a urinary antiseptic.
Hoffmann's anodyne	.....	.....	See *Ætheris spiritus compositus.*
Holocainæ hydrochloridum	Externally	.....	*Holocain hydrochlorid.* Local anesthetic like cocain. Used in 1 per cent. solution.
Homatropina, æ.	$\frac{1}{200}$–$\frac{1}{60}$ gr.	0.00032–0.0013	*Homatropin.* Synthetic alkaloid. Mydriatic (1 per cent. solution), antispasmodic, antihydrotic.
hydrobromidum	$\frac{1}{200}$–$\frac{1}{60}$ gr.	0.00032–0.0013	
hydrochloridum	$\frac{1}{200}$–$\frac{1}{60}$ gr.	0.00032–0.0013	
salicylas	$\frac{1}{200}$–$\frac{1}{60}$ gr.	0.00032–0.0013	
sulphas	$\frac{1}{200}$–$\frac{1}{60}$ gr.	0.00032–0.0013	
Honey	.....	.....	See *Mel.*
Hopogan	.....	.....	See *Magnesii peroxidum.*

POSOLOGIC AND THERAPEUTIC TABLE—(*Continued*)

Medicines.	Dose for Adult.	Gm. or C.c.	Action and Uses.
Hops	.....	.....	See *Humulus*.
Hordeum, *i*.	ad lib.	.....	*Barley*. Demulcent.
decoctum	ad lib.		
Horehound	.....	.....	See *Marrubium*.
Horse-chestnut	.....	.....	See *Æsculus hippocastanum*.
Horse-nettle	.....	.....	See *Solanum carolinense*.
Humulus, *i*.	½–1 dr.	2.0–4.0	*Hops*. Bitter and sedative.
extractum	3–10 gr.	0.2–0.6	
fluidextractum	15–60 min.	1.0–4.0	
tinctura	1–2 fl.dr.	4.0–8.0	
Hydrangea, *æ*.	½–1 dr.	2.0–4.0	*Hydrangea*. Sedative to urinary tract.
fluidextractum	½–1 fl.dr.	2.0–4.0	
Hydrargyrum, *i*.	.....	.....	*Mercury, quicksilver*. In the form of an ointment useful as an absorbent in glandular enlargements, syphilitic nodes, etc. In the form of mass of mercury or mercury with chalk, useful as a cathartic. Salts have valuable antisyphilitic, alterative, and antiseptic properties. Mild chlorid or calomel is employed as a cathartic and as a dusting-powder. Solution of the nitrate is a powerful caustic. Yellow wash and black wash are applied locally in syphilitic and other skin diseases. Subsulphate was formerly used as an emetic.
acetas, *atis*	1/10–½ gr.	0.006–0.03	*Mercury acetate*.
ammoniatum, *i*	In ointment	.....	*Ammoniated mercury*. White precipitate.
unguentum	Externally		
benzoas	1/60–1/10 gr.	0.0013–0.006	
chloridum corrosivum	1/32–1/10 gr.	0.002–0.006	*Corrosive sublimate, mercuric chlorid, mercury bichlorid*.
mite	1/10–5 gr.	0.006–0.3	*Calomel, mild chlorid of mercury, mercurous chlorid*.
cum creta	1–10 gr.	0.065–0.65	*Mercury with chalk, gray powder*.
cyanidum	1/32–¼ gr.	0.002–0.008	
iodidum flavum	⅛–1 gr.	0.01–0.06	*Mercury protiodid, yellow iodid of mercury*.
rubrum	1/32–⅛ gr.	0.002–0.008	*Mercury biniodid, red iodid of mercury*.
lotio flava	Externally	.....	*Yellow wash*.
nigra	Externally	.....	*Black wash*.
massa	1–10 gr.	0.06–0.6	*Mass of mercury, blue mass, blue pill*.
nitras	.....	.....	*Mercuric nitrate*.
liquor	Caustic	.....	*Acid solution of mercuric nitrate*.
unguentum	Externally	.....	*Citrine ointment*.
oleatum	.....	.....	*Oleate of mercury* (20 per cent.).
oxidum flavum	.....	.....	*Yellow oxid of mercury*.
unguentum	Externally		
rubrum	.....	.....	*Red oxid of mercury*.
unguentum	Externally		
salicylas	⅛–1 gr.	0.02–0.06	*Mercury salicylate*.
subsulphas	2–5 gr. (emetic)	0.13–0.3	*Yellow mercuric sulphate, turpeth mineral*.
succinimidum	⅛–¼ gr.	0.01–0.015	
tannas	1–2 gr.	0.065–0.13	*Mercury tannate*.
unguentum	Externally	.....	*Mercurial ointment* (50 per cent.).
dilutum	Externally	.....	*Dilute mercurial ointment, blue ointment* (33 per cent.).
Hydrastin	½–2 gr.	0.03–0.13	Resinoid (eclectic).
Hydrastina, *æ*.	⅛–½ gr.	0.008–0.03	Alkaloid from *hydrastin*. Locally as an alterative in vaginitis and urethritis. Internally as a uterine hemostatic.
Hydrastininæ hydrochloridum	⅛–½ gr.	0.008–0.03	*Hydrastinin hydrochlorid*. Artificial alkaloid from hydrastina. Internal hemostatic, especially in uterine hemorrhage.
Hydrastis, *is*	½–1 dr.	1.0–4.0	*Goldenseal, yellowroot*. Alterative, astringent, hemostatic, stomachic. In catarrh of mucous membrane.
fluidextractum	20–60 min.	1.3–4.0	
glyceritum	10 to 20 per cent. solution.		
tinctura	½–2 fl.dr.	2.0–8.0	
Hydrogenii dioxidi aqua	½–1 fl.dr.	2.0–4.0	*Solution of hydrogen dioxid* (3 per cent. by weight). Non-poisonous antiseptic for mucous membranes and ulcerated surfaces. Rarely internally in gastric disturbances.
Hydroquinon	½–5 gr.	0.03–0.3	*Hydrochinon, quinol*. Properties similar to those of resorcinol.

POSOLOGIC AND THERAPEUTIC TABLE—(*Continued*)

Medicines.	Dose for Adult.	Gm. or C.c.	Action and Uses.
Hyoscinæ hydrobromidum	1/200–1/100 gr.	0.00032–0.00065	*Hyoscin hydrobromid.* An alkaloid from hyoscyamus, belladonna, and other solanaceous plants. Somnifacient, sedative, and anaphrodisiac.
Hyoscyaminæ hydrobromidum	1/200–1/100 gr.	0.00032–0.00065	*Hyoscyamin hydrobromid.* An alkaloid from hyoscyamus, belladonna, and other solanaceous plants. Properties similar to those of atropin.
sulphas	1/200–1/100 gr.	0.00032–0.00065	
Hyoscyamus, *i*	2–10 gr.	0.13–0.65	*Hyoscyamus, henbane.* An antispasmodic in asthma, laryngeal spasm, colic, and irritable affections of the bladder.
extractum	½–1 gr.	0.03–0.065	
fluidextractum	2–5 min.	0.12–0.3	
tinctura	5–60 min.	0.3–4.0	
Hypnal	10–15 gr.	0.6–1.0	Compound of *chloral* and *antipyrin.* Somnifacient.
Ichthalbin	5–30 gr.	0.3–2.0	*Ichthyol albuminate.* A substitute for ichthyol. Internally as an alterative.
Ichthargin	0.5 to 5 per cent. solution, externally.	.....	*Ichthyol-silver.* Astringent and antiseptic.
Ichthoform	2–15 gr.	0.13–1.0	*Ichthyol-formaldehyd.* Chiefly as a vulnerary. Internally, as an antiseptic.
Ichthyocolla, *æ*	3 dr. to 1 pint of water.	.....	*Isinglass.* Swimming bladder of certain fish. Used in jelly and plasters.
Ichthyol, *is*	5–30 gr.	0.3–2.0	*Ammonium sulpho-ichthyolate.* A distillate of bituminous shale of fish origin, containing 8 per cent. of sulphur. Locally in ointment or glycerin suspension (5 to 50 per cent.) as alterative in inflammatory affections of skin, glands, and joints and gynecologic diseases. Internally as an alterative in tuberculosis, rheumatism, etc.
Ignatia, *æ*	1–4 gr.	0.065–0.25	*Bean of St. Ignatia.* Similar to nux vomica.
extractum	⅛–¼ gr.	0.008–0.016	
tinctura	3–20 min.	0.2–1.3	
Ilex	.....	.....	*Holly.*
paraguayensis	.....	.....	*Paraguay tea, maté.* Contains one-fourth as much caffein as tea.
Indian hemp	.....	.....	See *Apocynum cannabinum.*
tobacco	.....	.....	See *Lobelia.*
Indigo	¼–1 dr.	1.0–4.0	Recommended as an antispasmodic.
Ingluvin	5–15 gr.	0.3–1.0	A substitute for pepsin; said to be prepared from the gizzard of the fowl. Especially recommended in vomiting of pregnancy.
Inula, *æ*	¼–1 dr.	1.0–4.0	*Elecampane.* Contains *inulin,* allied to starch, and *helenin.* Useful in catarrhal affections of chest and bowel.
extractum	5–20 gr.	0.3–1.3	
Iodin	.....	.....	See *Iodum.*
Iodipin	1–4 dr. (10 per cent.) by mouth.	4.0–16.0	*Iodinol.* An addition product (10 and 25 per cent.) of iodin and sesame oil. Substitute for iodids.
	¼–1 dr. (25 per cent.) hypodermically.	1.0–4.0	
Iodoformum, *i*	½–5 gr.	0.03–0.3	*Iodoform, triiodomethane.* Externally as an antiseptic, sedative, and alterative in venereal and other sores. In powder, pure or diluted. Internally, recommended as an alterative in phthisis.
Iodolum, *i*	1–3 gr.	0.065–0.2	*Iodol, tetraiodopyrrol.* Substitute for iodoform, containing 89 per cent. of iodin.
Iodothyrin	5–10 gr.	0.3–0.6	The supposed active body in thyroid gland. Same uses as latter.
Iodum, *i*	1/20–1/10 gr.	0.003–0.006	*Iodin.* Alterative and antisyphilitic. Externally as a counterirritant in the form of tincture or ointment.
liquor compositus	.....	.....	*Lugol's solution* (iodin, 5; potassium iodid, 10; water, q. s. 100).
tinctura	1–5 min.	0.06–0.3	7 per cent. iodin.
(Churchill)	.....	.....	16½ per cent. iodin with potassium iodid.
decolorata	Externally		
unguentum	.....	.....	4 per cent.
Ipecacuanha, *æ*	½–2 gr. expectorant	0.016–0.13	*Ipecac.* Expectorant, emetic, anti-emetic, stomachic, and antidysenteric. Contains *emetin* and *cephaëlin.*
	15–30 gr. emetic	1.0–2.0	
fluidextractum	½–3 min.	0.03–0.12	
	15–30 min.	1.0–2.0	

POSOLOGIC AND THERAPEUTIC TABLE—(*Continued*)

Medicines.	Dose for Adult.	Gm. or C.c.	Action and Uses.
Ipecacuanha pulvis et opii	5–15 gr.	0.3–1.0	*Dover's powder.* Diaphoretic and anodyne
syrupus	5–20 min.	0.3–1.3	
	1–4 fl.dr.	4.0–16.0	
tinctura et opii	5–15 min.	0.3–1.0	
vinum	5–15 min.	0.3–1.0	
Iris, *iridis*	10–20 gr.	0.65–1.3	*Blue-flag.* Cathartic and supposed cholagogue.
extractum	1–5 gr.	0.06–0.3	
florentina	.....	.....	*Orris root.* Chiefly for perfume.
Irish moss	.....	.....	See *Chondrus.*
Iron	.....	.....	See *Ferrum.*
Isinglass	.....	.....	See *Ichthyocolla.*
Isopral	10–30 gr.	0.6–2.0	*Trichlorisopropyl alcohol.* Crystalline substance, sparingly soluble in water. Somnifacient. Less toxic than chloral.
Itrol	.....	.....	See *Argenti citras.*
Izal	.....	.....	A proprietary name for an emulsion of cresols from coal-tar. Active disinfectant and germicide.
Jaborandi	.....	.....	See *Pilocarpus.*
Jalapa, *æ*	5–30 gr.	0.3–2.0	*Jalap.* Hydragogue, cathartic. Especially useful in dropsy.
fluidextractum	½–1 fl.dr.	1.0–4.0	
pulvis compositus	20–60 gr.	1.3–4.0	(Jalap, 35; potassium bitartrate, 65.)
resina	1–5 gr.	0.065–0.3	
tinctura compositus	½–1 fl.dr.	0.2–4.0	
Jamaica dogwood	.....	.....	See *Piscidia erythrina.*
Jambul	5–30 gr.	0.3–2.0	*Java plum.* Recommended as an alterative in diabetes.
James' powder	.....	.....	See *Antimonial powder.*
Jamestown weed	.....	.....	See *Stramonium.*
Jasmin, yellow	.....	.....	See *Gelsemium.*
Jequirity	.....	.....	*Jequiritol, Indian licorice.* Contains abrin. A 3 per cent. solution is used locally in chronic conjunctivitis.
Jimson weed	.....	.....	See *Stramonium.*
Juglandin	2–5 gr.	0.13–0.3	Extractive from *butternut.*
Juglans, *dis*	½–1 dr.	2.0–4.0	*Butternut.* Cathartic.
extractum	5–10 gr.	0.3–0.6	
Juniperus, *i*	15–60 gr.	1.0–4.0	*Juniper.* Diuretic.
infusum	½–2 fl.oz.	15.0–60.0	
oleum	5–15 min.	0.3–1.0	
spiritus	½–1 fl.dr.	2.0–4.0	*Oil of juniper* (5 in 100).
compositus	1–4 fl.dr.	4.0–16.0	
Kamala, *æ*	1–2 dr.	4.0–8.0	*Rottlera.* Vermifuge for tapeworm.
fluidextractum	1–2 fl.dr.	4.0–8.0	
Kaolinum, *i*, cataplasma	.....	.....	*Kaolin, aluminum silicate, pipe-clay, fullers' earth.* Mixed with glycerin, it is used for poultices.
Kefir	.....	.....	*Kumiss.*
Keratin	.....	.....	*Horn substance.* An ammoniacal or acetous solution is used to coat pills intended to pass into the bowel unchanged by the gastric juice.
Kermes mineral	.....	.....	See *Antimonium sulphuratum.*
Kino (indeclinable)	5–20 gr.	0.3–1.3	Contains 75 per cent. tannin. Astringent in diarrhea.
tinctura	½–2 fl.dr.	2.0–8.0	
compositus	½–2 fl.dr.	2.0–8.0	
Kola, *æ*	.....	.....	*Kola* or *cola nut.* Contains caffein. Stimulant.
tinctura	20–60 min.	1.3–4.0	
vinum	4–8 fl.dr.	16.0–32.0	
Kousso	.....	.....	See *Brayera.*
Krameria, *æ*	5–30 gr.	0.3–2.0	*Rhatany.* Contains 20 per cent. tannin. Astringent.
extractum	5–10 gr.	0.3–0.6	
fluidextractum	5–30 min.	0.3–2.0	
syrupus	1–4 fl.dr.	4.0–16.0	
tinctura	½–2 fl.dr.	2.0–8.0	
trochisci	1 occasionally		
Kryofin	5–10 gr.	0.3–0.6	A phenetidin compound resembling phenacetin. Antineuralgic and antipyretic.
Lactophenin	5–15 gr.	0.3–1.0	*Lactyl-phenetidin.* Antineuralgic and antipyretic.
Lactose	.....	.....	See *Saccharum lactis.*
Lactucarium, *ii*	10–20 gr.	0.6–1.3	*Juice of wild lettuce.* Mild sedative and anodyne.
syrupus	1–4 fl.dr.	4.0–16.0	
tinctura	20–60 min.	1.3–4.0	
Ladies'-slipper	.....	.....	See *Cypripedium.*
Lanolin	.....	.....	See *Adeps lanæ.*

POSOLOGIC AND THERAPEUTIC TABLE—(*Continued*)

Medicines.	Dose for Adult.	Gm. or C.c.	Action and Uses.
Lappa, *æ*	½–1 dr.	2.0–4.0	*Burdock.* Internally as an alterative in rheumatism, gout, chronic skin diseases; externally as a vulnerary.
extractum	5–20 gr.	0.3–1.3	
fluidextractum	½–1 fl.dr.	2.0–4.0	
Larkspur	.....	.....	See *Delphina.*
Laudanum	.....	.....	See *Opii tinctura,* under *Opium.*
Sydenham's	.....	.....	See *Opii vinum,* under *Opium.*
Laurocerasi folia	3–15 gr.	0.2–1.0	*Cherry-laurel leaves* (0.1 per cent. hydrocyanic acid).
aqua	½–2 fl.dr.	2.0–8.0	
Lavandula, *æ*	.....	.....	*Lavender.* Carminative in gastralgia, colic, etc., and flavoring agent.
oleum	1–5 min.	0.06–0.3	
spiritus	20–60 min.	1.3–4.0	
tinctura compositus	20–60 min.	1.3–4.0	
Lead	.....	.....	See *Plumbum.*
Lecithin	1–2 gr.	0.065–0.13	Phosphorus constituent of nerve substance and yolk of egg. Recommended as a nerve tonic.
Lemon	.....	.....	See *Limon.*
Leptandra, *æ*	15–60 gr.	1.0–4.0	*Culver's root.* Active cathartic.
extractum	1–5 gr.	0.065–0.3	
fluidextractum	10–60 min.	0.6–4.0	
Leptandrin	½–3 gr.	0.016–0.2	Resinoid (eclectic). Action like that of podophyllin.
Levant wormseed	.....	.....	See *Santonica.*
Levulose	1 ounce per day	30.0 per day	*Fruit-sugar, fructose, diabetin.* Substitute for cane-sugar in diabetes.
Levurin	½–2 dr.	2.0–8.0	*Levuretin.* Dehydrated yeast. Recommended for boils, other septic infections, and for diabetes.
Licorice	.....	.....	See *Glycyrrhiza.*
Lily-of-the-valley	.....	.....	See *Convallaria.*
Lime	.....	.....	See *Calx.*
Limon, *is*	.....	.....	*Lemon.* Juice is refrigerant, antiscorbutic, and antirheumatic. Peel and juice, flavoring agents.
oleum	1–5 min.	0.06–0.3	
spiritus	½–2 fl.dr.	2.0–8.0	
syrupus	1–4 fl.dr.	4.0–16.0	
Linum, *i*	.....	.....	*Linseed, flaxseed.* Demulcent. Used for poultices. Infusion for inflammatory conditions of genito-urinary and respiratory tracts.
farina	.....	.....	*Flaxseed meal.*
infusum compositum	½–2 fl.oz.	15.0–60.0	
oleum	½–1 fl.oz.	15.0–30.0	
Lipanin	1–2 fl.dr.	4.0–8.0	*Olive oil* with 5 per cent. *oleic acid.* Substitute for cod-liver oil.
Listerin	½–2 fl.dr.	2.0–8.0	Proprietary preparation similar to *liquor antisepticus.*
Lithium, *ii,* benzoas	5–20 gr.	0.3–1.3	*Lithium.* The action of the lithium salts is very similar to that of the corresponding salts of potassium. The alkaline salts have been especially recommended in chronic rheumatism and gout.
bromidum	5–20 gr.	0.3–1.3	
carbonas	5–10 gr.	0.3–0.6	
citras	5–10 gr.	0.3–0.6	
iodidum	3–10 gr.	0.2–0.6	
salicylas	5–20 gr.	0.3–1.3	
tartras acidus	5–20 gr.	0.3–1.3	
Lobelia, *æ*	1–3 gr. expectorant	0.065–0.2	*Lobelia, Indian tobacco.* Expectorant, antispasmodic, emetic. Especially useful in asthma.
	10–20 gr. emetic	0.6–1.3	
fluidextractum	2–10 min.	0.13–0.6	
	20–30 min.	1.3–2.0	
tinctura	5–30 min.	0.3–2.0	
	30–60 min.	2.0–4.0	
Lobelin	½–1 gr.	0.03–0.06	Impure resinoid (eclectic).
Lobelinæ sulphas	⅛–1 gr.	0.01–0.06	Alkaloid of *lobelia.*
Logwood	.....	.....	See *Hematoxylon.*
Loretin	Externally	.....	Iodin compound with properties like those of iodoform.
Losophan	Externally	.....	Iodin compound containing 80 per cent. iodin. 1 or 2 per cent. solution in parasitic skin diseases.
Lugol's solution	.....	.....	See *Iodi liquor compositus.*
Lupulinum, *i*	5–15 gr.	0.3–1.0	*Lupulin.* A glandular powder from hops. Mild antispasmodic and soporific.
fluidextractum	5–30 min.	0.3–2.0	
oleoresin	2–5 gr.	0.13–0.3	
tinctura	½–2 fl.dr.	2.0–8.0	
Lupulus	.....	.....	See *Humulus.*
Lycetol	5–20 gr.	0.3–1.3	*Dimethylpiperazin tartrate.* Recommended as a solvent of uric acid in gout.
Lycoperdon	Externally	.....	*Puff-ball.* For surgical dressings and as a local hemostatic.

POSOLOGIC AND THERAPEUTIC TABLE—(*Continued*)

Medicines.	Dose for Adult.	Gm. or C.c.	Action and Uses.
Lycopodium, *ii*	5–20 gr.	0.3–1.3	*Lycopodium, club-moss.* Externally as a protective. Internally, recommended in dyspepsia and irritation of urinary organs.
tinctura	½–1 fl.dr.	1.0–4.0	
Lysidin	10–30 min.	0.6–2.0	50 per cent. solution of ethylene-ethenyl-diamin. Recommended in gout.
bitartrate	5–15 gr.	0.3–1.0	
Lysoform	Externally	.....	A liquid formaldehyd-potash soap.
Macis, *idis*	5–20 gr.	0.3–1.3	*Mace.* Carminative. Similar to nutmeg.
Macrotin	½–2 gr.	0.03–0.13	*Cimicifugin* (eclectic). Resin from cimicifuga. Antispasmodic, antirheumatic, uterine sedative.
Madder	.....	.....	See *Rubia.*
Magendie's solution	.....	.....	See *Morphinæ sulphas liquor.*
Magnesia, *a*	.....	.....	See *Magnesii oxidum.*
magma	1–4 fl.dr.	4.0–16.0	*Milk of magnesia.* Antacid and laxative.
ponderosa	.....	.....	See *Magnesii oxidum ponderosum.*
Magnesii oxidum	½–2 dr.	1.0–8.0	*Calcined magnesia.*
ponderosum	½–2 dr.	1.0–8.0	*Heavy calcined magnesia.*
peroxidum	½–1 dr.	1.0–4 0	
salicylas	10–30 gr.	0.6–2.0	
sulphas	1–6 dr.	4.0–24.0	*Epsom salts.*
effervescens	1–8 dr.	4.0–32.0	
Magnesium, *ii*	.....	.....	*Magnesium.* The oxid and carbonate are used as antacid laxatives. The citrate and sulphate are hydragogue purgatives. The latter is also useful in lead-poisoning and by intraspinal injection (15 min. of 25 per cent. solution for each 20 pounds of body weight) in tetanus. The glycerophosphate and hypophosphate are employed as tonics.
benzoas	5–15 gr.	0.3–1.0	
bromidum	10–20 gr.	0.6–1.3	
carbonas	½–2 dr.	2.0–8.0	
citras effervescens	1–2 dr.	4.0–8.0	
citratis liquoris	6–12 fl.oz.	180.0–360.0	
glycerophosphas	3–10 gr.	0.2–0.6	
hypophosphis	3–10 gr.	0.2–0.6	
Maidis stigmata	.....	.....	See *Zea.*
ustilago	.....	.....	See *Ustilago maydis.*
Malakin	½–1 dr.	2.0–4.0	*Salicyl-paraphenetidin.* Rheumatism and neuralgia.
Malefern	.....	.....	See *Aspidium.*
Maltum, *i*	1–2 dr.	4.0–8.0	*Malt.* Dried, partially germinated barley. Digestant.
extractum	1–4 dr.	4.0–16.0	
liquidum	1–4 fl.dr.	4.0–16.0	
Mandrake	.....	.. ..	See *Podophyllum.*
Manganum, *i*	.....	.....	*Manganese.* Recommended as an aid to iron in anemia; also used in amenorrhea.
carbonas	5–20 gr.	0.3–1.3	
citras	1–5 gr.	0.06–0.3	
dioxidum præcipitatum	3–10 gr.	0.2–0.6	
hypophosphis	1–10 gr.	0.06–0.6	
phosphas	1–5 gr.	0.06–0.3	
sulphas	1–10 gr.	0.06–0.6	
Manna, *æ*	2–8 dr.	8.0–32.0	*Manna.* Laxative.
Mannite	2–8 dr.	8.0–32.0	*Manna sugar.*
Mannitol nitras	1–2 gr.	0.06–0.13	*Hexanitrin.* Similar to nitroglycerin.
Maranta, *æ*	ad lib.	.....	*Arrow-root.* Starchy food and demulcent.
Marigold	.....	.....	See *Calendula.*
Marrubium, *ii*	½–1 dr.	2.0–4.0	*Horehound.* Expectorant, stomachic, and diuretic.
extractum	5–10 gr.	0.3–0.6	
fluidextractum	½–1 fl.dr.	2.0–4.0	
Marshmallow	.....	.....	See *Althæa.*
Mastiche, *es*	5–30 gr.	0.3–2.0	*Mastic, resin mastic.* Corrective of aloes. Aromatic.
Maté	.....	.....	See *Ilex paraguayensis.*
Matico (indeclinable)	15–60 gr.	1.0–4.0	*Matico.* Used locally to arrest hemorrhage; internally as a stimulant diuretic in inflammatory diseases of urinary organs.
fluidextractum	½–1 fl.dr.	1.0–4.0	
Matricaria, *æ*	1–4 dr.	4.0–16.0	*German chamomile.* Astringent, stomachic.
fluidextractum	½–1 fl.dr.	2.0–4.0	
May-apple	.....	.....	See *Podophyllum.*
Meadow saffron	.....	.....	See *Colchicum.*
Medulla ossium rubra	2–4 dr.	8.0–16.0	*Bone-marrow.* Recommended in pernicious anemia.
Mel, *lis*	ad lib.	.....	*Honey.* Demulcent, laxative, and nutritive.
depuratum	ad lib.	.....	*Clarified honey.*
rosæ	½–2 fl.dr.	2.0–8.0	*Honey of rose.*
Melaleuca leucodendron	.....	.....	*Cajuput.* See under *Cajuputi.*
Melissa, *æ*	½–1 dr.	1.0–4.0	*Balm.* Refreshing drink in fever.
infusum	1–2 fl.oz.	30.0–60.0	
Menispermum, *i*	½–1 dr.	1.0–4.0	*Yellow parilla, Canadian moonseed.* Stomachic and alterative.
fluidextractum	½–1 fl.dr.	2.0–4.0	

POSOLOGIC AND THERAPEUTIC TABLE—(*Continued*)

Medicines.	Dose for Adult.	Gm. or C.c.	Action and Uses.
Menthæ, æ, piperita, æ...	½–1 dr.	1.0–4.0	*Peppermint.* Aromatic carminative and flavoring agent. Oil, externally, local anesthetic.
aqua	1–8 fl.dr.	4.0–32.0	
oleum	1–5 min.	0.06–0.3	
spiritus	10–40 min.	0.6–1.6	
viridis	½–1 dr.	1.0–4.0	*Spearmint.* Same uses as peppermint.
aqua	1–8 fl.dr.	4.0–32.0	
oleum	1–5 min.	0.06–0.3	
spiritus	10–40 min.	0.6–1.6	
Menthol	½–2 gr.	0.03–0.13	*Peppermint camphor.* Locally as an anesthetic in headache, neuralgia, and pruritus. Internally as a gastric sedative.
Menyanthes trifoliata...	15–30 gr.	1.0–2.0	*Buckbean* or *bogbean.* Bitter tonic, emmenagogue, and vermifuge.
infusum	2–4 fl.oz.	60.0–120.0	
Mercurol	¼–3 gr.	0.015–0.2	*Mercury nucleinate.* Internally in syphilis. Locally (0.5 to 5 per cent. solution) in gonorrhea and conjunctivitis.
Mercury	.....	.....	See *Hydrargyrum.*
Mesotan	Externally	.....	Trade name of an ester of salicylic acid. Used locally diluted with 1 or 2 parts of olive oil.
Methyl alcohol	.....	.....	*Wood-alcohol.*
atropin bromid	.....	.....	See *Atropinæ methylbromidum.*
chloridum	Externally	.....	*Methyl chlorid.* Used in liquid form as a local anesthetic.
morphin	.....	.....	See *Codeina.*
salicylas	10–30 min.	0.6–2.0	*Methyl salicylate.* Synthetic oil of wintergreen. Internally and locally in rheumatic conditions. Flavoring agent.
Methylene bichlorid	.....	.....	General anesthetic. Dangerous.
Methylene-blue	.....	.....	See *Methylthioninæ hydrochloridum.*
Methylthioninæ hydrochloridum	1–6 gr.	0.06–0.4	*Methylene-blue.* Internally, urinary antiseptic in gonorrhea; antimalarial in place of quinin, and analgesic in neuralgic pain. It colors the urine blue.
Mezereum, *i*	1–10 gr.	0.06–0.6	*Mezereon.* Externally, irritant, like cantharides; internally, recommended as alterative in syphilis, chronic rheumatism, and skin diseases.
fluidextractum	1–10 min.	0.06–0.6	
unguentum	Externally	.....	
Mica, æ, panis	.....	.....	*Bread-crumbs.*
Milk-sugar	.....	.....	See *Saccharum lactis.*
Molasses	.....	.....	See *Syrupus fuscus.*
Monkshood	.....	.....	See *Aconitum.*
Monsel's salt	.....	.....	See *Ferri subsulphas.*
solution	.....	.....	See *Ferri subsulphas liquor*, under ***Ferrum.***
Mori succus	ad lib.	.....	*Mulberry juice.* Laxative.
syrupus	ad lib.		
Morphina, æ	⅛–¼ gr.	0.008–0.016	*Morphin.* Chief alkaloid of opium. Somnifacient, analgesic, and antispasmodic. Less nauseating, constipating, and sudorific in its effects than opium.
acetas	⅛–¼ gr.	0.008–0.016	
hydrochloridum	⅛–¼ gr.	0.008–0.016	
sulphas	⅛–¼ gr.	0.008–0.016	
liquor	5–10 min.	0.3–0.6	*Magendie's solution* (4 per cent.).
pulvis compositus	5–10 gr.	0.3–0.6	*Tully's powder* (morph. sulph., 1.5; camphor, 32; licorice, 33; calc. carb., 33.5).
Moschus, *i*	5–15 gr.	0.3–1.0	*Musk.* General stimulant.
Moss, Irish	.....	.....	See *Chondrus.*
Mucuna, æ, pruriens	1–3 gr.	0.06–0.2	*Cowage.* Vermifuge for round-worms.
Mullein	.....	.....	See *Verbascum.*
Musk root	.....	.....	See *Sumbul.*
Mustard	.....	.....	See *Sinapis.*
Mydriasin	.....	.....	See *Atropina methylbromid.*
Myrcia, æ	.....	.....	*Bayberry.* Stimulant and perfume.
oleum.			
spiritus	.....	.....	*Bay-rum.*
Myristica, æ	5–20 gr.	0.3–1.3	*Nutmeg.* Aromatic, carminative, stimulant.
oleum	1–3 min.	0.06–0.2	
spiritus	1–2 fl.dr.	4.0–8.0	
Myrrha, æ	5–30 gr.	0.3–2.0	*Myrrh.* Locally, much used in washes for inflammatory conditions of mouth and gums. Internally, recommended in bronchitis, amenorrhea; also used as an adjuvant to aloes and rhubarb in constipation.
fluidextractum	5–30 min.	0.3–2.0	
tinctura	10–60 min.	0.6–4.0	
Myrtol	3–10 min.	0.2–0.6	Chief constituent of oil of myrtle. Expectorant similar to eucalyptol.

POSOLOGIC AND THERAPEUTIC TABLE—(*Continued*)

Medicines.	Dose for Adult.	Gm. or C.c.	Action and Uses.
Naphthalinum, *i*.....	1–5 gr.	0.06–0.3	*Naphthalin, tar camphor.* Externally, antiseptic and stimulant in skin diseases; internally, intestinal disinfectant and vermifuge.
Naphthol, benzo-.....	3–10 gr.	0.2–0.6	*Benzonaphthol.* Same uses as naphthalin.
beta-.....	3–10 gr.	0.2–0.6	*Betanaphthol.* Same uses as naphthalin.
Naphtho-salol.....	3–10 gr.	0.2–0.6	*Betol.* Antiseptic and antirheumatic.
Narceina, *æ*.....	⅛–1 gr.	0.008–0.06	*Narcein.* An alkaloid of opium. Soporific action less powerful than that of morphin.
Narcotina, *æ*.....	1–3 gr.	0.06–0.2	An alkaloid of opium. Action like that of morphin, but weaker.
Nargol.....	Externally	.....	Compound nucleinic acid with silver (10 per cent. silver). Substitute for silver nitrate.
Neat's-foot oil	.....	.....	See *Oleum bubulum.*
Nectandra, *æ*.....	2–8 gr.	0.13–0.5	*Bebeeru bark* Contains a bitter principle, berberin. Tonic and antiperiodic.
fluidextractum.....	5–20 min.	0.3–1.3	
Neurodin.....	5–15 gr.	0.3–1.0	*Acetylpara-oxyphenyl-urethan.* Recommended as an antipyretic and antineuralgic.
Neuronal.....	10–20 gr.	0.6–1.3	*Bromodiethyl-acetamid* (40 per cent. bromin) Sedative and anticonvulsant.
Niccolum, *i*.....	.....	.....	*Nickel.*
bromidum.....	2–8 gr.	0.13–0.5	*Nickel bromid.* Nerve sedative.
sulphas.....	½–2 gr.	0.03–0.13	*Nickel sulphate.* Astringent. Recommended in anemia.
Nicotina, *æ*.....	⅙–1 gr.	0.01–0.06	*Nicotin.* Liquid alkaloid from tobacco. Recommended as an anticonvulsant.
Night-blooming cereus..	.....	.....	See *Cactus grandiflorus.*
Niter.....	.....	.....	See *Potassium nitras.*
Nitrite of amyl.....	.....	.....	See *Amylis nitris.*
Nitroglycerin.....	.....	.....	See *Glycerylis nitras.*
Nitrous oxid.....	Inhalation	.....	*Laughing-gas.* General anesthetic.
Nosophen.....	3–8 gr.	0.2–0.5	*Tetraiodophenolphthalein* (60 per cent. iodin). Antiseptic. Iodoform substitute
Novaspirin.....	10–20 gr.	0.6–1.3	*Methylene-citrylsalicylic acid.* Recommended in rheumatic affections.
Novocain.....	½–1 gr.	0.013–0.06	Ester of *benzoic acid.* Substitute for cocain.
Nuclein.....	10–15 gr.	0.6–1.0	*Nucleol.* Compound of nucleinic acid obtained from yeast. Recommended in tuberculosis and other infections.
Nutgall.....	.....	.....	See *Galla.*
Nutmeg.....	.....	.....	See *Myristica.*
Nux, *cis*, vomica, *æ*.....	½–4 gr.	0.03–0.26	*Nux vomica, Quaker button.* Contains strychnin and brucin. Stimulates the respiratory center, the circulation, the digestive tract, and central nervous system. Toxic doses cause symptoms resembling those found in tetanus. Useful in atonic dyspepsia, constipation from intestinal atony, incontinence of urine from atony of the bladder, certain forms of paralysis, in emphysema and pneumonia, and in various forms of heart failure.
extractum.....	⅛–½ gr.	0.008–0.03	
fluidextractum.....	1–3 min.	0.06–0.2	
tinctura.....	5–20 min.	0.3–1.3	
Oak, white.....	.....	.....	See *Quercus alba.*
Oleum æthereum.....	.....	.....	*Ethereal oil.* An ethereal solution of a product of the distillation of alcohol and sulphuric acid.
amygdalæ amaræ.....	½–½ min.	0.016–0.03	*Oil of bitter almond.* Contains 2 to 4 per cent. of hydrocyanic acid. Equivalent to benzaldehyd.
expressum.....	1–6 fl.dr.	4.0–24.0	*Oil of sweet almonds.*
betulæ.....	5–20 min.	0.3–1.3	*Oil of sweet birch.* Similar to oil of wintergreen and methyl salicylate. Antirheumatic.
bubulum.....	1–4 fl.dr.	4.0–16.0	*Neat's-foot oil.* Obtained from the feet of the ox. Laxative and a substitute for cod-liver oil.
cadinum.....	Externally	.....	*Oil of juniper tar.* Stimulant and antiparasitic in skin diseases.
cajuputi.....	1–10 min.	0.06–0.6	*Cajuput oil.* Rubefacient, carminative, and expectorant.
chenopodii.....	1–10 min.	0.06–0.6	*Oil of American wormseed.* Vermifuge for round-worms.
cinereum.....	1–2 gr.	0.06–0.13	*Gray oil* (mercury, 39; mercurial ointment, 2; vaselin oil, 59). Subcutaneously in syphilis.

POSOLOGIC AND THERAPEUTIC TABLE—(*Continued*)

Medicines.	Dose for Adult.	Gm. or C.c.	Action and Uses.
Oleum crotonis	.....	.....	See *Oleum tiglii.*
erigerontis	5–20 min.	0.3–1.3	*Oil of Canada fleabane.* Hemostatic and diuretic.
gaultheriæ	5–20 min.	0.3–1.3	*Oil of wintergreen.* Equivalent to methyl salicylate. Antirheumatic.
gynocardiæ	5–20 min.	0.3–1.3	*Chaulmoogra oil.* From seeds of *Gynocardia odorata.* Leprosy and chronic rheumatism.
juniperi	1–5 min.	0.06–0.3	*Oil of juniper berries.* Stimulant diuretic and carminative.
lini	1–4 fl.dr.	4.0–16.0	*Linseed oil.*
morrhuæ	1–4 fl.dr.	4.0–16.0	*Cod-liver oil.* Alterative and nutrient.
neroli	..	.. . .	*Oil of orange flowers.*
olivæ	1–8 fl.dr.	4.0–32.0	*Olive oil.* Nutrient and laxative. Recommended for gall-stones and gastric hyperacidity.
phosphoratum	1–5 min.	0.06–0.3	*Phosphorated oil,* B. P. (1 per cent.). Tonic. It is recommended in rickets and scrofula.
picis	.....	.....	*Oil of tar.*
pini pumilionis	3–10 min.	0.2–0.6	*Oil of mountain pine.* Expectorant, chiefly by inhalation.
sylvestris	3–10 min.	0.2–0.6	*Oil of Scotch fir.* Expectorant, especially by inhalation.
ricini	1–4 fl.dr.	4.0–16 0	*Castor oil.* Cathartic.
rosæ	.....	... . .	*Otto* or *attar of rose.* For perfumes.
rusci pyroligneum	. .....	.....	*Birch tar.* Externally in chronic skin diseases.
rutæ	1–5 min.	0.06–0.3	*Oil of rue.* Powerful irritant and abortifacient.
sabinæ	1–5 min.	0.06–0.3	*Oil of savine.* Powerful irritant and abortifacient.
santali	5–15 min.	0.3–1.0	*Oil of sandal-wood.* Expectorant, stimulant diuretic, and urinary antiseptic.
sesami	1–8 fl.dr.	4.0–32.0	*Sesame oil, benne oil.* Laxative, nutrient, emollient. Substitute for olive oil.
sinapis volatile	$\frac{1}{12}$–$\frac{1}{8}$ min.	0.005–0.01	*Volatile oil of mustard.* Active rubefacient. Mainly externally.
staphisagriæ	Externally	.....	*Oil of stavesacre seeds.* Externally for lice (1 to 8 of olive oil).
succini	1–5 min.	0.06–0.3	*Oil of amber.* Irritant, antispasmodic. Recommended especially for whooping-cough and hiccup.
terebinthinæ	Externally	.....	*Oil of turpentine.* Rubefacient.
rectificatum	5–20 min.	0.3–1.3	*Rectified oil of turpentine.* Stimulant expectorant, diuretic; also vermifuge (4 dr.).
theobromatis	.....	..... .	*Oil of theobroma, cacao-butter.* Emollient.
tiglii	$\frac{1}{2}$–2 min.	0.03–0.12	*Croton oil.* Rubefacient and drastic cathartic.
Opium, *ii*	$\frac{1}{2}$–2 gr.	0.03–0.13	*Opium.* Inspissated juice of poppy. Contains morphin (9 per cent.), codein, narcotin, and narcein. Depresses the cerebrum and respiratory center, diminishes secretions, except that of skin, and lessens peristalsis. Valuable in relieving severe pain, producing sleep, allaying cough, and checking diarrhea; also of service in diabetes and for its calmative effect in internal hemorrhage.
acetum	5–20 min.	0.3–1.3	*Vinegar of opium, black drop.*
extractum	$\frac{1}{4}$–1 gr.	0.016–0.06	
granulatum	$\frac{1}{2}$–2 gr.	0.03–0.13	
pilulæ	1 or 2 pills		
pulvis	$\frac{1}{2}$–2 gr.	0.03–0.13	
tinctura	5–20 min.	0.3–1.3	*Laudanum.*
camphorata	1–4 fl.dr.	4.0–16.0	*Paregoric.*
deodorati	5–20 min.	0.3–1.3	
vinum	5–20 min.	0.3–1.3	*Wine of opium, Sydenham's laudanum.*
Orange-peel	.....	.....	See *Aurantii cortex.*
Orexin tannate	4–8 gr.	0.26–0.5	Recommended as a stomachic.
Orphol	8–30 gr.	0.5–2.0	*Bismuth betanaphtholate.* Gastro-intestinal antiseptic and astringent.
Orris root	.....	.....	See *Iris florentina.*
Orthoform	1–3 gr.	0.06–0.2	An ester of *benzoic acid.* Local anesthetic. Internally in ulcer of stomach.
Ouabain	$\frac{1}{1000}$–$\frac{1}{250}$ gr.	0.00006–0.00026	Glucosid from *ouabaio wood.* Action like that of strophanthin.

POSOLOGIC AND THERAPEUTIC TABLE—(*Continued*)

Medicines.	Dose for Adult.	Gm. or C.c.	Action and Uses.
Ovariin	3–6 gr.	0.2–0 4	*Dried cows' ovaries.* Alterative in disorders of ovaries.
Ovoferrin	2–4 fl.dr.	8.0–16 0	A protein preparation of iron.
Ox-gall			See *Fel bovis.*
Oxymel	1–2 fl.dr.	4.0–8 0	Honey, 8; acetic acid, 1; water, 1. Used in cough mixtures.
Palladii hydrochloridum	5–10 min.	0.3–0.6	*Palladium chlorid.* Alterative in tuberculosis (3 per cent. solution).
Pancreatinum, *i*	5–10 gr.	0.3–0.6	*Pancreatin.* Mixture of ferments from pancreas. Digestant.
Pansy			See *Viola.*
Papain	2–5 gr.	0.13–0.3	*Papayotin.* Digestive principle of papaw. Digestant; locally, solvent of false membrane.
Paraform			*Trioxymethylene, polymerized formaldehyd.* When heated, yields formaldehyd.
Paraldehydum, *i*	½–1 fl.dr.	0.2–4.0	*Paraldehyd.* Active somnifacient.
Paregoric			See *Opii tinctura camphorata.*
Pareira, *æ*	½–1 dr.	2.0–4 0	*Pareira brava.* Diuretic similar to buchu.
extractum	5–20 gr.	0 3–1.3	Inflammatory conditions of urinary organs.
fluidextractum	½–1 fl dr.	2.0–4.0	
Paris green			*Aceto-arsenite of copper.*
Parsley			See *Apium petroselinum.*
Pearson's arsenical sol			A weak solution (1 : 600) of sodium arsenate.
Pelletierina, *æ*	3–6 gr.	0.2–0.4	*Pelletierin.* Alkaloid of pomegranate root
sulphas	5–8 gr.	0 3–0.5	bark. Efficient remedy for tapeworm.
tannas	5–8 gr.	0.3–0.5	
Pellitory			See *Pyrethrum.*
Pennyroyal			See *Hedeoma.*
Pepo, *nis*	1–2 oz.	30 0–60.0	*Pumpkin seeds.* A remedy for tapeworm.
Pepper, red			See *Capsicum.*
Peppermint			See *Mentha piperita.*
Pepsinum, *i*	2–10 gr.	0 13–0 6	*Pepsin.* Ferment from stomach of pig. Digestant.
Peronin	⅛–½ gr.	0 008–0 03	An artificial alkaloid prepared from morphin A mild sedative and analgesic.
Peruvian bark			See *Cinchona*
Petrogen	Externally		Trade name of a "modified" mineral oil. Vehicle.
Petrolatum, *i*	Externally		*Petroleum jelly.* Emollient.
album			*White petroleum jelly*
liquidum	Externally		*Liquid paraffin.* Emollient spray and vehicle.
Phenacetin	5–10 gr.	0 3–0 6	Trade name of *acetphenetidin.* Analgesic and antipyretic.
Phenazon			See *Antipyrina.*
Phenocoll hydrochloridum	5–20 gr.	0.3–1.3	A derivative of acetphenetidin, with similar action.
Phenol	½–3 gr.	0 03–0 2	*Carbolic acid.* Antiseptic, escharotic, local anesthetic.
Phenolphthalein	3–8 gr.	0 2–0.5	Laxative.
Phenyl acetamid			See *Acetanilidum.*
dihydroquinazolin			See *Orexin.*
hydrate			See *Phenol.*
methyl acetone	2–5 min.	0 12–0 3	*Acetophenone, hypnone.* Somnifacient.
salicylas			See *Salol*
urethan	3–6 gr.	0 2–0 4	*Euphorin.* Antipyretic and analgesic.
Phosote			See *Creosoti phosphas.*
Phosphorus, *i*	$\frac{1}{100}$–$\frac{1}{60}$ gr.	0 0004–0 0013	*Phosphorus.* Nerve tonic and reconstructive. Used in nervous prostration, impotence, rickets, etc.
Physostigma, *atis*	1–3 gr.	0.06–0.2	*Calabar bean.* It contains physostigmin or
extractum	⅛–½ gr.	0.008–0.03	eserin. Contracts the pupil, depresses
tinctura	5–20 min.	0.3–1.3	spinal cord, and stimulates intestinal peristalsis. Used locally in eye in glaucoma, and internally in spinal convulsions, obstinate constipation, and extreme flatulence.
Physostigmina, *æ*	$\frac{1}{100}$–$\frac{1}{60}$ gr.	0.00065–0.0013	*Physostigmin* or *eserin.* As a myotic, 1 to 4
salicylas	$\frac{1}{100}$–$\frac{1}{60}$ gr.	0.00065–0.0013	grains to the ounce.
sulphas	$\frac{1}{100}$–$\frac{1}{60}$ gr.	0.00065–0.0013	
Phytolacca, *æ*	5–30 gr.	0.3–2.0	*Poke.* Alterative, cathartic, emetic.
fluidextractum radicis	5–30 min.	0.3–2.0	
Phytolaccin	1–5 gr.	0.065–0.3	Resinoid from *phytolacca* (eclectic).
Pichi	5–30 gr.	0.3–2.0	*Pichi (Fabiana imbricata).* Recommended in inflammation of urinary organs.

POSOLOGIC AND THERAPEUTIC TABLE—(*Continued*)

Medicines.	Dose for Adult.	Gm. or C.c.	Action and Uses.
Picrotoxinum, *i*	$\frac{1}{100}$–$\frac{1}{30}$ gr.	0.0006–0.002	*Picrotoxin.* A neutral principle from fish-berries (*Cocculus indicus*). Recommended in night-sweats.
Pills, Asiatic	1 pill	.....	*Arsenic trioxid,* $\frac{1}{15}$ gr. (0.005), with *black pepper.*
Baillie	1 pill	.....	Mercurial pill, 2; digitalis leaves, $\frac{1}{2}$; squill, 1.
Blancard	1 or 2 pills	.....	*Ferrous iodid,* 1 grain (0.06).
Blaud	1 to 3 pills	.....	*Ferrous carbonate,* 1 grain (0.06).
blue	3–5 gr.	0.2–0.3	Pills of *blue mass.*
cathartic, vegetable	1 or 2 pills		
compound cathartic	1 or 2 pills		
Lady Webster's dinner	1 to 3 pills	.....	Pills of *aloes* and *mastic.*
Plummer	4–8 gr.	0.25–0.5	Calomel, 25; sulphurated antimony, 25; guaiac resin, 50; castor oil, 10.3.
Pilocarpina, *æ*	$\frac{1}{8}$–$\frac{1}{4}$ gr.	0.008–0.016	*Pilocarpin.* An alkaloid from *pilocarpus.*
hydrochloridum	$\frac{1}{8}$–$\frac{1}{4}$ gr.	0.008–0.016	Powerful diaphoretic and sialogogue.
nitras	$\frac{1}{8}$–$\frac{1}{4}$ gr.	0.008–0.016	Used in Bright's disease with uremia and dropsy. In the eye it acts like eserin.
Pilocarpus, *i*	15–30 gr.	1.0–2.0	*Jaborandi.* Contains pilocarpin.
fluidextractum	15–30 min.	1.0–2.0	
infusum	$\frac{1}{2}$–2 fl.oz.	15.0–60.0	
Pimenta, *æ*	10–30 gr.	0.6–2.0	*Allspice.* Aromatic and carminative.
oleum	1–5 min.	0.06–0.3	
Pink root	.....	.....	See *Spigelia.*
Pinus canadensis	.....	.....	*Hemlock spruce.*
fluidextractum	10–60 min.	0.6–4.0	
oleum	1–10 min.	0.06–0.6	*Oil of the leaf.* Expectorant.
pumilio	.....	.....	*Mountain pine.*
sylvestris	.....	.....	*Scotch fir* or *pine.* Wood yields common turpentine.
oleum	.....	.....	*Pine-needle oil* (unobtainable).
Piper, *is*	5–20 gr.	0.3–1.3	*Black pepper.* Carminative.
oleoresina	1–3 min.	0.06–0.2	
Piperazin	5–20 gr.	0.3–1.3	*Diethylene-diamin.* Is recommended in gout and as a solvent of uric acid.
quinate	.....	.....	See *Sidonal.*
Piperidin tartrate	10–15 gr.	0.6–1.0	This is a derivative of *piperin.* Recommended as a uric-acid solvent.
Piperinum, *i*	1–10 gr.	0.06–0.6	A neutral principle from *pepper.* Supposed antiperiodic.
Pipsissewa	.....	.....	See *Chimaphila.*
Piscidia erythrina	$\frac{1}{2}$–1 dr.	2.0–4.0	*Jamaica dogwood.* Nerve sedative for
fluidextractum	$\frac{1}{2}$–1 fl.dr.	2.0–4.0	cough, asthma, in dysmenorrhea, etc.
Pituitary extract	3–5 gr.	0.2–0.3	*Extract of the pituitary gland.* Alterative in acromegaly.
Pix, *cis,* burgundica	Externally	.....	*Burgundy pitch.*
canadensis	.....	.....	*Hemlock pitch.*
liquida	2–10 gr.	0.13–0.6	*Tar.* Externally, stimulant in skin diseases; internally, expectorant.
aqua	4–10 fl.oz.	120.0–300.0	
unguentum	Externally		
Plasmon	1–2 dr.	4.0–8.0	Soluble *milk albumin* (casein). Nutritive.
Platini chloridum	$\frac{1}{8}$–$\frac{1}{2}$ gr.	0.008–0.03	*Chlorid of platinum.* Alterative in syphilis and scrofula.
Pleurisy root	.....	.....	See *Asclepias.*
Plumbum, *i*	.....	.....	*Lead.* The acetate of lead is used internally as an astringent (diarrhea) and as a hemostatic. Externally, the acetate and subacetate are used in the form of lotions as protectives and sedatives. The iodid is used in ointment as an absorbent in inflammation of glands. The nitrate is an active caustic.
acetas	1–3 gr.	0.06–0.2	*Sugar of lead.*
carbonas	Externally		
iodidum	Externally		
nitras	Externaly		
oxidum	Externally	.....	*Litharge.*
subacetatis liquor	Externally	.....	*Goulard's extract.*
dilutum	Externally		
Podophyllin	.....	.....	See *Podophylli resina,* under *Podophyllum.*
Podophyllum, *i*	5–15 gr.	0.3–1.0	*Mandrake, May-apple.* Purgative.
fluidextractum	5–15 min.	0.3–1.0	
pilulæ belladonnæ et capsicum	1 or 2 pills		
resina	$\frac{1}{12}$–$\frac{1}{2}$ gr.	0.005–0.03	*Podophyllin.*
Poison ivy	.....	.....	See *Rhus toxicodendron.*
oak	.....	.....	See *Rhus toxicodendron.*

POSOLOGIC AND THERAPEUTIC TABLE—(*Continued*)

Medicines.	Dose for Adult.	Gm. or C.c.	Action and Uses.
Poke	.....	.....	See *Phytolacca.*
Pollantin	Externally	.....	Serum of horses treated with toxins from pollen of grasses, etc. Recommended locally to eyes and nostrils in hay-fever. In liquid and powder forms.
Polyvalent sera	.....	.....	Sera obtained by inoculating animals with several strains of a bacterium.
Pomegranate	.....	.....	See *Granatum.*
Port wine	.....	.....	See *Vinum portense.*
Potassa	.....	.....	See *Potassii hydroxidi,* under *Potassium.*
cum calce	Externally	.....	*Vienna paste.* Caustic.
sulphurata	3–10 gr.	0.2–0.6	*Liver of sulphur.* Externally in bath or ointment, and also internally in chronic rheumatism and skin affections.
Potassium, *ii*	.....	.....	*Potassium.* The organic salts (acetate, citrate, bicarbonate, etc.) are used as diuretics in dropsy and kidney disease, as antacids in rheumatism, gout, and urinary calculi, and as diaphoretics. The chlorate is mainly used locally and internally in inflammatory conditions of mouth and throat. The bromid is used as a nerve sedative in hysteria, epilepsy, etc.; the nitrate, as a diuretic; the iodid, as an alterative in syphilis, gout, chronic inflammatory diseases, lead-poisoning, etc.; the arsenite (Fowler's solution) as a tonic and alterative, and the permanganate as a germicide, an antidote to morphin- and phosphorus-poisoning, and an emmenagogue.
acetas	5–60 gr.	0.3–4.0	
arsenitis liquor	1–10 min.	0.06–0.6	
bicarbonas	5–30 gr.	0.3–2.0	
bichromas	$\frac{1}{10}$–$\frac{1}{5}$ gr.	0.006–0.013	
bitartras	5–60 gr.	0.3–4.0	
borotartras	5–30 gr.	0.3–2.0	
bromidum	5–30 gr.	0.3–2.0	
carbonas	5–30 gr.	0.3–2.0	
chloras	2–10 gr.	0.13–0.6	
citras	5–60 gr.	0.3–4.0	
liquor	$\frac{1}{2}$–2 fl.oz.	15.0–60.0	
cyanidum	$\frac{1}{2}$–$\frac{1}{4}$ gr.	0.005–0.016	
et sodii tartras	1–4 dr.	4.0–16.0	
ferrocyanidum	5–15 gr.	0.3–1.0	
formas	$\frac{1}{4}$–3 gr.	0.016–0.2	
glycerophosphas	3–10 gr.	0.2–0.6	
hydroxidi	Externally		
liquor	5–20 min.	0.3–1.3	
hypophosphis	5–30 gr.	0.3–2.0	
iodidum	5–60 gr.	0.3–4.0	
nitras	5–20 gr.	0.3–1.3	
nitris	1–3 gr.	0.06–0.2	
permanganas	1–3 gr.	0.06–0.2	
sulphas	5–30 gr.	0.3–2.0	
tartras	5–60 gr.	0.3–4.0	
telluras	$\frac{1}{8}$–$\frac{1}{2}$ gr.	0.008–0.03	
Powder, acetanilid, compound	5–15 gr.	0.3–1.0	Acetanilid, 70; sod. bicarb., 20; caffein, 10. Antipyretic, analgesic.
bismuth, compound	Locally	.....	*Catarrh snuff, Ferrier's snuff* (bismuth subnitrate, 75; acacia, 25; morphin, 0.41).
chalk, compound	5–60 gr.	0.3–4.0	*Pulvis cretæ compositus* (chalk, 30; acacia, 20; sugar, 50). Antacid in diarrhea.
Dover's	.....	.....	See *Powder, ipecac and opium.*
ipecac and opium	5–15 gr.	0.3–1.0	*Dover's powder* (opium, 1; ipecac, 1; sugar of milk, 8). Diaphoretic and analgesic.
jalap, compound	20–60 gr.	1.3–4.0	*Pulvis jalapæ compositus* (jalap, 35; potassium bitartrate, 65). Hydragogue cathartic.
licorice, compound	$\frac{1}{2}$–2 dr.	2.0–8.0	*Pulvis glycyrrhizæ compositus* (senna, 5; licorice, 6.5; washed sulphur, 2.2; oil of fennel, 1; sugar, 15). Laxative.
morphin, compound	5–15 gr.	0.3–1.0	*Tully's powder* (morphin sulphate, 1.5; camphor, 32; licorice, 33; calcium carbonate, 33.5). Anodyne.
rhubarb, compound	5–60 gr.	0.3–4.0	*Pulvis rhei compositus, Gregory's powder* (rhubarb, 2.5; magnesium oxid, 6.5; ginger, 1.0). Antacid, laxative, especially for children.
Seidlitz	1 set of 2 powders	.....	*Pulvis effervescens compositus* (blue paper: Sodium bicarbonate, 2.6; sodium and potassium tartrate, 8.0. White paper: Tartaric acid, 2.3). Purgative.
Tully's	.....	.....	See *Powder, morphin, compound.*
Proponal	3–10 gr.	0.2–0.6	*Dipropylbarbaturic acid.* Homologue of veronal. Hypnotic.
Protargol	Externally	.....	Compound of *silver* and *albumin* (8.3 per cent. silver). Locally, 0.5 to 10 per cent. solution in gonorrhea, vaginitis, ophthalmia, etc.
Prunus, *i;* virginiana, *æ*	$\frac{1}{2}$–1 dr.	1.0–4.0	*Wild cherry.* Cough sedative.
infusum	$\frac{1}{2}$–1 fl.oz.	15.0–30.0	

POSOLOGIC AND THERAPEUTIC TABLE—(*Continued*)

Medicines.	Dose for Adult.	Gm. or C.c.	Action and Uses.
Prunus syrupus	1–4 fl.dr.	4.0–16.0	
Prussian blue			*Potassium ferricyanid.*
Prussic acid			See *Acidum hydrocyanicum.*
Puff-ball			See *Lycoperdon.*
Pulsatilla, *æ*			*Anemone.* Chiefly employed in bronchitis,
infusum	½–1 fl.oz.	15.0–30.0	asthma, pertussis, and in dysmenorrhea.
tinctura	1–10 min.	0.06–0.6	
Pumpkin seed			See *Pepo.*
Pyramidon	5–8 gr.	0.3–0.5	A product allied to antipyrin, with similar properties.
Pyrethrum, *i*	¼–1 dr.	1.0–4.0	*Pellitory.* Irritant, sialogogue. Recom-
tinctura	½–2 fl.dr.	2.0–8.0	mended in rheumatism.
Pyridin	3–10 min.	0.2–0.6	A product obtained by distillation from coal-tar or bones. Chiefly used by inhalation in asthma.
Pyrogallol			See *Acidum pyrogallicum.*
Pyroxylin			*Soluble gun-cotton; collodion cotton.*
Quassia, *æ*	¼–1 dr.	1.0–4.0	*Quassia.* Bitter tonic; also by injection
extractum	1–3 gr.	0.06–0.2	for seat-worms.
infusum	½–2 fl.oz.	15.0–60.0	
tinctura	½–1 fl.dr.	2.0–4.0	
Quassin	$\frac{1}{32}$–¼ gr.	0.002–0.015	
Quebracho			See *Aspidosperma.*
Queen's root			See *Stillingia.*
Quercus, *us*, alba			*White oak.* Astringent. Chiefly as a local
decoctum	½–1 fl.oz.	15.0–30.0	application in sore throat and leukorrhea.
fluidextractum	10–60 min.	0.6–4.0	
Quevenne's iron			See *Ferrum reductum.*
Quillaia, *æ*, saponaria			*Soap-bark.* Locally, in hair-washes; also
tinctura	½–1 fl.dr.	2.0–4.0	used as a substitute for senega in bronchitis.
Quinic acid			See *Acidum quinicum.*
Quinidinæ sulphas	1–20 gr.	0.06–1.3	*Quinidin sulphate.* An alkaloid of cinchona. Antimalarial.
Quinina, *æ*	1–20 gr.	0.06–1.3	*Quinin.* Alkaloid of cinchona. Anti-
arsenas	$\frac{1}{12}$–½ gr.	0.005–0.03	malarial, antipyretic; a bitter tonic.
bisulphas	1–20 gr.	0.06–1.3	
dihydrochloridum	1–20 gr.	0.06–1.3	Soluble in four parts of water.
glycerophosphas	1–5 gr.	0.06–0.3	
hydrobromidum	1–20 gr.	0.06–1.3	
hydrochloridum	1–20 gr.	0.06–1.3	
hydrochloro-carbamidum	1–20 gr.	0.06–1.3	*Urea-quinin.*
hypophosphis	1–5 gr.	0.06–0.3	
phosphas	1–10 gr.	0.06–0.6	
salicylas	1–10 gr.	0.06–0.6	
sulphas	1–20 gr.	0.06–1.3	
tannas	1–20 gr.	0.06–1.3	
valeras	1–10 gr.	0.06–0.6	
Ragwort			See *Senecio.*
Ranunculus, *i*, ficaria			*Pilewort* or *celandin.* Used in ointment and also as suppository for piles.
Red gum	2–5 gr.	0.13–0.3	*Eucalyptus gum.* Astringent in diarrhea and also for relaxed throats.
saunders			*Pterocarpi lignum.* Used as coloring agent
Resina, *æ*	Externally		*Resin, rosin, colophony.* From turpentine.
ceratum	Externally		Basilicon ointment.
compositum	Externally		
Resorcinol, *is*	1–5 gr.	0.06–0.3	*Resorcin.* A benzol derivative allied to phenol. Antipyretic and antiseptic
Rhamnus, *i*, frangula			See *Frangula.*
purshiana, *æ*	5–30 gr.	0.3–2.0	*Cascara sagrada.* Cathartic.
elixir	1–3 fl.dr.	4.0–12.0	
extractum	1–5 gr.	0.06–0.3	
fluidextractum	5–30 min.	0.3–2.0	
Rhatany			See *Krameria.*
Rheum, *i*	5–30 gr.	0.3–2.0	*Rhubarb.* Stomachic and cathartic.
extractum	1–10 gr.	0.06–0.6	
fluidextractum	5–30 min.	0.3–2.0	
mistura et sodæ	1–4 fl.dr.	4.0–16.0	
pilulæ compositus	1 to 5 pills		
pulvis compositus	½–1 dr.	2.0–4.0	
syrupus	1–4 fl.dr.	4.0–16.0	
aromaticum	1–4 fl.dr.	4.0–16.0	*Spiced syrup of rhubarb.*
tinctura	½–2 fl.dr.	2.0–8.0	
aromaticum	1–4 fl.dr.	4.0–16.0	

POSOLOGIC AND THERAPEUTIC TABLE—(*Continued*)

Medicines.	Dose for Adult.	Gm. or C.c.	Action and Uses.
Rhus, *rhois*, glabra, *æ*....	½–1 dr.	2.0–4.0	*Sumac.* Rich in tannin. Astringent.
fluidextractum.....	½–1 fl.dr.	2.0–4.0	
aromatica.....	10–30 gr.	0.6–2.0	*Fragrant sumac.* Incontinence of urine.
fluidextractum	5–30 min.	0.3–2.0	
toxicodendron.....	1–5 gr.	0.06–0.3	*Poison oak, poison ivy.* Rheumatism,
tinctura.....	1/10–1 min.	0.006–0.06	chronic skin diseases, incontinence of urine.
Ricinus communis	.....	.. ..	*Castor-oil bean.*
Rochelle salt.....	.....	..... .	See *Potassii et sodii tartras*, under *Potassium.*
Rodagen..... ...	75–150 gr. daily	5.0–10.0	*Dried milk of thyroidectomized goats.* Exophthalmic goiter.
Rosa, *æ*, gallica, aqua.. .	½–2 fl.oz.	15.0–60.0	*Red rose.* Feeble astringent. Chiefly used
confectio	½–1 dr.	2.0–4.0	as a flavoring agent.
fluidextractum..... .	½–2 fl.dr.	2.0–8.0	
mel.....	½–2 fl.dr.	2.0–8.0	
Rosæ syrupus.....	1–2 fl.dr.	4.0–8.0	
Rosin	... ..	.....	See *Resina.*
Rosmarinus, *i*..... ...	.....	.....	*Rosemary.* Carminative. Mainly used as a
oleum	1–5 min.	0.06–0.3	scent.
Rottlera	.....	..... .	See *Kamala.*
Rubia tinctorum . . .	¼–1 dr.	1.0–4.0	*Madder.* Emmenagogue.
Rubidium, *i*	. .....	.....	*Rubidium.* Salts of this metal act like the
bromidum....	5–30 gr.	0.3–2.0	corresponding salts of potassium.
iodidum....	5–20 gr.	0.3–1.3	
Rubus, *i*..... ...	5–30 gr.	0.3–2.0	*Blackberry bark.* Astringent.
fluidextractum	10–60 min.	0.6–4.0	
syrupus	1–4 fl dr.	4.0–16.0	
Rue.....*	.....	.....	See *Ruta.*
Rumex, *icis*.	¼–1 dr.	1.0–4.0	*Yellow dock.* Astringent and alterative.
extractum	4–8 gr.	0.25–0.5	
fluidextractum . .	½–1 fl.dr.	2.0–4.0	
Rumicin.	1–3 gr.	0.06–0.2	
Ruta, *æ*	5–20 gr.	0.3–1.3	*Rue.* Emmenagogue and powerful abortifacient.
oleum	1–5 min.	0.06–0.3	
Sabadilla, *æ* . . .	1–4 gr.	0.06–0 25	*Cevadilla* Source of veratrina.
Sabal (indeclinable).....	10–60 gr.	0.6–4.0	*Saw-palmetto fruit.* Diuretic, aphrodisiac,
fluidextractum .. .	10–30 min.	0 6–2.0	bronchial sedative.
Sabina, *æ*	5–15 gr.	0 3–1 0	*Savine.* Emmenagogue and active abortifacient.
fluidextractum .. .	5–15 min.	0.3–1.0	
oleum	1–5 min.	0.06–0.3	
Saccharin.....	½–3 gr.	0.03–0.2	*Benzosulphinid, glusid* A derivative of coal-tar. Used instead of sugar in diabetes.
Saccharum, *i*	ad lib.	.....	*Cane-sugar, sucrose.*
lactis	ad lib.	. .	*Milk-sugar, lactose*
Saffrolum, *i*	1–10 min.	0.06–0.6	*Saffrol.* Chief constituent of sassafras oil. Carminative.
Saffron.	.....	..... .	See *Crocus.*
Sage	... .	..... .	See *Salvia.*
Sal ammoniac ...	.. .. .	....	See *Ammonium chlorid.*
Salicinum, *i*.	5–30 gr.	0.3–2.0	*Salicin.* Glucosid from willow and poplar. Action of a mild salicylate. Antirheumatic
Salicylic acid....	. .... .	. ... .	See *Acidum salicylicum.*
Salipyrin..	5–30 gr.	0.3–2.0	*Antipyrin salicylate.* Antirheumatic, analgesic
Salit.....	Externally	.....	Salicylic acid ester of *borneol.* Antirheumatic.
Salol	5–15 gr.	0.3–1.0	*Phenyl salicylate.* Antirheumatic, intestinal and urinary antiseptic.
Salophen.....	5–15 gr.	0.3–1.0	*Acetamidosalol.* Antirheumatic.
Saltpeter....	. .	. ...	See *Potassii nitras*, under *Potassium.*
Salvia, *æ*	¼–1 dr.	1.0–4.0	*Sage.* Carminative, antihydrotic, astringent.
fluidextractum... ..	15–60 min.	1.0–4.0	
infusum..... ..	1–2 fl.oz.	30.0–60.0	
Sambucus, *i*..	½–1 dr.	2.0–4.0	*Elderberry flowers.* Alterative, diuretic.
fluidextractum..... ..	½–1 fl.dr.	2.0–4.0	Locally, for bruises and sores.
infusum.....	½–2 fl oz.	15 0–60.0	
Sandalwood	.....	. .....	See *Santalum album.*
Sanguinaria, *æ*	1–8 gr.	0.065–0 5	*Blood-root.* Expectorant, emetic, alterative.
fluidextractum..... .	1–5 min.	0.06–0.3	
tinctura.	5–60 min.	0.3–4.0	
Sanguinarina, *æ*	1/12–1/8 gr.	0.005–0.008	
Santalum, *i*, album.....	.....	.....	*White sandalwood.* Expectorant, urinary
oleum	5–20 min.	0.3–1.3	antiseptic, and diuretic.
rubrum.....	.....	.....	See *Red saunders.*
Santonica, *æ*.....	¼–1 dr.	1.0–4.0	*Levant* or *European wormseed.* Vermifuge

POSOLOGIC AND THERAPEUTIC TABLE—(*Continued*)

Medicines.	Dose for Adult.	Gm. or C.c.	Action and Uses.
Santoninum, *i*	½–2 gr.	0.016–0.13	Neutral principle from *santonica*. Vermifuge for round-worms.
trochisci	1 to 4	.....	Each ½ gr. (0.03).
Santyl	24 min.	1.5	Salicylic ester of *santal oil*, the action of which it resembles.
Sapo, *onis*	... ...	.....	*Castile soap.* Soap of olive oil and soda.
emplastrum	... ...	.....	*Soap plaster.*
mollis	.....	.....	*Soft-soap, sapo viridis.* Soap of linseed oil and potassa.
linimentum	... ...	.....	*Soap liniment.*
Saponins	... ...	.....	Toxic glucosids from sarsaparilla, soapbark, and other plants.
Sarsaparilla, *æ*	½–2 dr.	2.0–8.0	*Sarsaparilla.* Recommended as an alterative in syphilis, rheumatism, and cutaneous diseases.
decoctum compositus.	1–4 fl oz.	30.0–120.0	
fluidextractum	½–1 fl.dr.	2.0–4.0	
compositus	½–1 fl.dr.	2.0–4.0	
syrupus compositus	1–4 fl.dr.	4.0–16.0	
Sassafras (indeclinable)	½–2 dr.	2.0–8.0	*Sassafras.* Aromatic flavoring agent.
medulla	1–4 dr.	4.0–16.0	*Sassafras pith.* Demulcent.
oleum	1–5 min.	0.06–0.3	
Savin	.....	.....	See *Sabina.*
Saw-palmetto	.....	.....	See *Sabal.*
Scammonium, *i*	1–10 gr.	0.06–0.6	*Scammony.* Drastic cathartic.
resina	1–5 gr.	0.06–0.3	
Scilla, *æ*	1–5 gr.	0.06–0.3	*Squill.* Heart stimulant like digitalis. Diuretic, expectorant, and emetic.
acetum	5–30 min.	0.3–2.0	
fluidextractum	1–5 min.	0.06–0.3	
syrupus	½–1 fl.dr.	2.0–4.0	
compositus	5–60 min.	0.3–4.0	
tinctura	5–30 min.	0.3–2.0	
Scoparius, *ii*	15–30 gr.	1.0–2.0	*Broom.* Contains spartein. Diuretic in dropsy.
decoctum	1–2 fl oz.	30.0–60.0	
fluidextractum	½–1 fl.dr.	2.0–4.0	
Scopola, *æ*	½–1 gr.	0.03–0.06	*Scopola carniolica.* Has properties similar to those of belladonna.
extractum	⅛–¼ gr.	0.008–0.016	
fluidextractum	1–2 min.	0.06–0.12	
Scopolamin	.....	.....	Alkaloid of *scopola.* Identical with hyoscin.
Scutellaria, *æ*	15–60 gr.	1.0–4.0	*Skullcap.* Antispasmodic and nerve sedative.
fluidextractum	15–60 min.	1.0–4.0	
Sea-wrack	.....	.....	See *Fucus vesiculosus.*
Secale cornutum	.....	.....	See *Ergota.*
Seidlitz powder	.....	.....	See *Powder, Seidlitz.*
Senecio, *onis*	15–30 gr.	1.0–2.0	*Ragwort.* Emmenagogue. Amenorrhea and dysmenorrhea.
fluidextractum	15–30 min.	1.0–2.0	
Senega, *æ*	5–30 gr.	0.3–2.0	*Senega.* Expectorant, emetic.
fluidextractum	5–30 min.	0.3–2.0	
syrupus	½–2 fl.dr.	2.0–8.0	
Senna, *æ*	½–2 dr.	2.0–8.0	*Senna.* Purgative.
confectio	½–2 dr.	2.0–8.0	
fluidextractum	½–2 fl.dr.	2.0–8.0	
infusum compositus	1–4 fl.oz.	30.0–120.0	
syrupus	½–4 fl.dr.	2.0–16.0	
Serpentaria, *æ*	5–30 gr.	0.3–2.0	*Virginia snakeroot.* Expectorant, diaphoretic, bitter tonic.
fluidextractum	5–30 min.	0.3–2.0	
tinctura	½–2 fl.dr.	2.0–8.0	
Serum antidiphthericum	.....	Curative dose, 3000–8000 units; prophylactic dose, 500–1000 units.	*Diphtheria antitoxin.*
antimeningococcic	.....	.....	See *Antitoxin, meningitis.*
antipneumococcic	.....	.....	See *Antitoxin, pneumonia.*
antistreptococcic	.....	.....	See *Antitoxin, septicemia.*
Sesamum, *i*	.....	.....	*Benne.*
oleum	½–2 fl.oz.	15.0–60.0	Substitute for olive oil.
Sevum, *i*	.....	.....	*Suet.*
Sherry wine	.....	.....	See *Vinum xericum.*
Sidonal	8–15 gr.	0.5–1.0	*Piperazin quinate.* In gout, uric-acid solvent.
Silver	.....	.....	See *Argentum.*
Simaruba, *æ*, officinalis	5–30 gr.	1.0–2.0	*Mountain damson.* Bitter astringent. Diarrhea and dysentery.
Simulo	20–30 gr.	1.3–2.0	*Capparis coriacea.* Antispasmodic in epilepsy and chorea.
Sinapis, *is*, alba	½–2 dr.	2.0–8.0	*White mustard.* Emetic.
nigra	½–2 dr.	2.0–8.0	*Black mustard.* Counterirritant, emetic.
oleum volatile	⅛–¼ min.	0.008–0.016	*Volatile oil of mustard.*
Slippery-elm bark	.....	.....	See *Ulmus.*

POSOLOGIC AND THERAPEUTIC TABLE—(*Continued*)

Medicines.	Dose for Adult.	Gm. or C.c.	Action and Uses.
Smilax	.....	.....	See *Sarsaparilla.*
Soap	.....	.....	See *Sapo.*
Soap-tree bark	.....	.....	See *Quillaia.*
Soda, *æ*	.....	.....	*Caustic soda, sodium hydroxid.*
liquor chlorinatæ	10–30 min.	0.6–2.0	*Labarraque's solution.* Antiseptic.
Sodium, *i*	.....	.....	*Sodium.* The arsenate and cacodylate have an action similar to but milder than that of arsenous acid. The bicarbonate is a valuable antacid. The cinnamate is antitubercular. The formate, glycerophosphate, and hypophosphite are tonic and are indicated in states of malnutrition. The nitrite has the action of nitroglycerin. The salicylate is the most efficient remedy in rheumatism. The phenol sulphonate (*sulphocarbolate*) and the thiosulphate (*hyposulphite*) are antiseptics. The phosphate and sulphate (*Glauber's salt*) are cathartic. The tellurate has been recommended in night-sweats. For other salts see *Potassium.*
acetas	10–30 gr.	0.6–2.0	
arsenas	1/20–1/8 gr.	0.003–0.008	
exsiccatus	1/30–1/16 gr.	0.002–0.004	
liquor	1–5 min.	0.06–0.3	
benzoas	5–30 gr.	0.3–2.0	
bicarbonas	5–30 gr.	0.3–2.0	
bisulphas	10–15 gr.	0.6–1.0	
bisulphis	5–15 gr.	0.3–1.0	
boras	5–20 gr.	0.3–1.3	
bromidum	5–30 gr.	0.3–2.0	
cacodylas	1/2–2 gr.	0.03–0.13	
carbonas	5–20 gr.	0.3–1.3	
monohydras	2–6 gr.	0.13–0.4	
chloras	2–10 gr.	0.13–0.6	
chloridum	5–30 gr.	0.3–2.0	
cinnamas	1/60–1/4 gr.	0.001–0.016	
citras	5–30 gr.	0.3–2.0	
formas	1/8–3 gr.	0.01–0.2	
glycerophosphas	5–10 gr.	0.3–0.6	
glycholas	5–10 gr.	0.3–0.6	
hydroxidum	1/2–1 gr.	0.03–0.06	
liquor	5–20 min.	0.3–1.3	
hypophosphis	3–15 gr.	0.2–1.0	
hyposulphis	.....	.....	See *Sodium thiosulphas.*
iodidum	5–30 gr.	0.3–2.0	
lactas	5–10 gr.	0.3–0.6	
lygosinas	Locally	.....	Germicide.
methylarsenas	1/8–3 gr.	0.025–0.2	*Disodium methylarsenate, arrhenal.*
nitras	5–20 gr.	0.2–1.3	
nitris	1–3 gr.	0.06–0.2	
oleas	2–5 gr.	0.13–0.3	
phenolsulphonas	5–15 gr.	0.3–1.0	*Sodium sulphocarbolate.*
phosphas	1/2–4 dr.	2.0–16.0	
effervescens	2–6 dr.	8.0–24.0	
exsiccatus	1/2–2 dr.	1.0–8.0	
liquor compositus	1–4 fl.dr.	4.0–16.0	
pyrophosphas	1/2–4 dr.	2.0–16.0	
salicylas	10–30 gr.	0.6–2.0	
santoninas	1–3 gr.	0.06–0.2	
succinas	3–5 gr.	0.2–0.3	
sulphanilis	5–15 gr.	0.3–1.0	
sulphas	1–6 dr.	4.0–24.0	
exsiccatus	1/2–3 dr.	2.0–12.0	
sulphis	5–20 gr.	0.3–1.3	
sulphocarbolas	.....	.....	See *Sodium phenolsulphonas.*
telluras	1/8–2/3 gr.	0.02–0.04	
theobromin acetas	5–15 gr.	0.3–1.0	*Agurin.* Powerful diuretic.
salicylas	5–15 gr.	0.3–1.0	*Diuretin.* Powerful diuretic.
thiosulphas	5–20 gr.	0.3–1.3	*Sodium hyposulphite.*
valeras	2–5 gr.	0.13–0.3	
vanadas	1/60–1/8 gr.	0.001–0.008	
Solanum, *i*, carolinense	.....	.....	*Horse-nettle.* Employed in epilepsy.
fluidextractum	1/4–1 fl.dr.	1.0–4.0	
dulcamara	.....	.....	See *Dulcamara.*
Solidago, *inis*	20–40 gr.	1.3–2.6	*Golden-rod.* Carminative, diaphoretic.
fluidextractum	1/2–1 fl.dr.	2.0–4.0	
Solution, Clemens'	1–6 min.	0.06–0.04	*Liquor potassii arsenatis et bromidi.* Antidiabetic.
Dobell's	.....	.....	Solution of sodium borate compound.
Donovan's	.....	.....	See *Arseni et hydrargyri iodidi liquoris.*
Fowler's	.....	.....	See *Potassii arsenitis liquor.*
Labarraque's	.....	.....	See *Sodæ liquor chlorinatæ*, under *Soda.*
Lugol's	.....	.....	See *Iodi liquor compositus*, under *Iodum.*
Magendie's	.....	.....	See *Morphinæ liquor*, under *Morphina.*
Pearson's	.....	.....	See *Sodii arsenas liquor*, under *Sodium.*
Somatose	1–4 dr.	4.0–16.0	Albumoses from meat. Nutrient.
ferro-	1/2–1 dr.	2.0–4.0	
lacto-	1–4 dr.	4.0–16.0	
Somnal	30–45 min.	2.0–3.0	*Ethylized chloralurethan.* A somnifacient.
Somnoform	.....	.....	Mixture of ethyl chlorid, 60; methyl chlorid, 35; ethyl bromid, 5. General anesthetic.

POSOLOGIC AND THERAPEUTIC TABLE—(*Continued*)

Medicines.	Dose for Adult.	Gm. or C.c.	Action and Uses.
Spanish fly			See *Cantharis.*
Sparteinæ sulphas	⅛–¼ gr.	0.008–0.016	Alkaloid of *scoparius.* Recommended as a cardiac stimulant and diuretic.
Spearmint			See *Menthæ viridis.*
Spermaceti			See *Cetaceum.*
Spigelia, *æ*	¼–2 dr.	1.0–8.0	*Pink-root.* Vermifuge. Round-worms.
fluidextractum	¼–2 fl.dr.	1.0–8.0	
Spiritus, *us*			Spirit.
ætheris nitrosi	½–2 fl.dr.	1.0–8.0	*Sweet spirit of niter.* Mild diaphoretic and diuretic.
frumenti	1–8 fl.dr.	4.0–32.0	*Whisky.*
vini gallici	1–8 fl.dr.	4.0–32.0	*Brandy.*
Squill			See *Scilla.*
Squirting cucumber			See *Elaterium.*
Staphisagria, *æ*	1–2 gr.	0.06–0.13	*Stavesacre, delphinum.* Chiefly externally for vermin.
oleum			1 to 6 or 12 of olive oil.
Stigmata maidis			See *Zea.*
Stillingia, *æ*	10–30 gr.	0.6–2.0	*Queen's root.* Cathartic, emetic, and alterative. Recommended in liver diseases, syphilis, and scrofula.
extractum	2–5 gr.	0.13–0.3	
fluidextractum	10–30 min.	0.6–2.0	
Stillingin	1–3 gr.	0.06–0.2	Extractive from *stillingia.*
Storax			See *Styrax.*
Stovain	½–1½ gr.	0.03–0.1	*Amylene hydrochlorid.* Local anesthetic like cocain (4 per cent. solution).
Stramonium, *ii*	1–3 gr.	0.06–0.2	*Stramonium, Jamestown weed.* Contains hyoscyamin and atropin. Action similar to that of belladonna.
extractum	⅛–½ gr.	0.01–0.03	
fluidextractum	1–5 min.	0.06–0.3	
tinctura	5–20 min.	0.3–1.3	
unguentum	Externally		
Strontium, *ii*			The strontium salts act much like the corresponding salts of sodium. They are comparatively unirritating to the stomach. The lactate has been especially recommended in albuminuria.
arsenis	1/30–1/15 gr.	0.002–0.004	
bromidum	5–30 gr.	0.3–2.0	
carbonas	5–30 gr.	0.3–2.0	
iodidum	5–30 gr.	0.3–2.0	
lactas	5–30 gr.	0.3–2.0	
salicylas	5–20 gr.	0.3–1.3	
Strophanthin	1/300–1/100 gr.	0.0002–0.0006	Glucosid of *strophanthus.*
Strophanthus, *i*			*Strophanthus.* Heart stimulant and diuretic. Action similar to that of digitalis.
extractum	¼–1 gr.	0.016–0.06	
tinctura	5–15 min.	0.3–1.0	
Strychnina, *æ*	1/60–1/15 gr.	0.001–0.004	Alkaloid of *nux vomica.* See *Nux vomica.*
acetas	1/60–1/15 gr.	0.001–0.004	
arsenas	1/60–1/15 gr.	0.001–0.004	
glycerophosphas	1/60–1/15 gr.	0.001–0.004	
hydrobromidum	1/60–1/15 gr.	0.001–0.004	
hydrochloridum	1/60–1/15 gr.	0.001–0.004	
hypophosphis	1/60–1/15 gr.	0.001–0.004	
nitras	1/60–1/15 gr.	0.001–0.004	
phosphas	1/60–1/15 gr.	0.001–0.004	
sulphas	1/60–1/15 gr.	0.001–0.004	
Stypticin hydrochloridum	¼–½ gr.	0.016–0.03	*Cotarnin hydrochlorid.* A derivative of narcotin (opium alkaloid) and allied to hydrastinin. Recommended in uterine hemorrhage.
Styptol	¾ gr.	0.05	*Cotarnin phthalate.*
Styracol	5–15 gr.	0.3–1.0	*Guaiacol cinnamate.* Antitubercular.
Styrax	10–30 gr.	0.6–2.0	*Storax.* Balsam from oriental sweet gum. Acts like copaiba.
Sublamin	15 min. (1 to 2 per cent. solution)	1.0 (1 to 2 per cent. solution)	*Mercuric ethylenediamin sulphate.* Antisyphilitic intramuscularly. Externally antiseptic (1: 5000 to 1: 1000).
Succinum, *i*			*Amber.* Antispasmodic in whooping-cough, hiccup.
oleum	3–15 min.	0.2–1.0	
Succinyl peroxid	3–5 gr.	0.2–0.3	*Alphozone.* Internal and external antiseptic.
Sugar			See *Saccharum.*
fruit			See *Levulose.*
grape			See *Dextrose.*
lead			See *Plumbi acetas,* under *Plumbum.*
manna			See *Mannite.*
milk			See *Saccharum lactis.*
Sulphonal			See *Sulphonmethanum.*
Sulphonethylmethanum	10–30 gr.	0.6–2.0	*Trional.* Somnifacient.
Sulphonmethanum	10–30 gr.	0.6–2.0	*Sulphonal.* Somnifacient.
Sulphur, *is*	½–2 dr.	2.0–8.0	*Sulphur.* Parasiticide and stimulant for local use (5 to 10 per cent.) in skin diseases. Internally, laxative and alterative.
iodidum	1–4 gr.	0.06–0.25	

POSOLOGIC AND THERAPEUTIC TABLE—(*Continued*)

Medicines.	Dose for Adult.	Gm. or C.c.	Action and Uses.
Sulphur lotum	½–2 dr.	2.0–8.0	*Washed sulphur.*
præcipitatum	½–2 dr.	2.0–8.0	*Milk of sulphur.*
sublimatum	½–2 dr.	2.0–8.0	
unguentum			15 per cent. in benzoinated lard.
Sumac			See *Rhus glabra.*
Sumbul	5–20 gr.	0.3–1.3	*Musk-root.* Nerve sedative.
extractum	2–5 gr.	0.13–0.3	
tinctura	½–2 fl.dr.	2.0–8.0	
Suprarenal glands			See *Glandulæ suprarenales siccæ.*
Suprarenalin			Similar to adrenalin.
Suprarenin			Similar to adrenalin.
Sweet-flag			See *Calamus.*
Sweet spirits of niter			See *Ætheris nitrosi spiritus,* under *Æther.*
Syrupus fuscus			*Molasses.*
Tachiol			*Silver fluorid.* Antiseptic (1:500 to 1:1000).
Taka-diastase	1–5 gr.	0.06–0.3	Digestive ferment from fungus on bran. Recommended for dyspepsia with indigestion of starches.
Talcum, *i*	Externally		*French chalk, soapstone, hydrous magnesium silicate.*
Tamarindus, *i*			Preserved pulp of *Tamarindus indica* Laxative.
Tanacetum, *i*	½–1 dr.	1.0–4.0	*Tansy.* Emmenagogue, abortifacient.
oleum	1–5 min.	0.06–0.3	
Tannalbin	15–60 gr.	1.0–4.0	*Tannate of albumin.* Astringent.
Tannigen	3–8 gr.	0.2–0.5	Acetic acid ester of *tannin.* Astringent.
Tannin			See *Acidum tannicum.*
Tannoform	3–10 gr.	0.2–0.6	*Tannin-formaldehyd.* Astringent, antiseptic, deodorant.
Tannopin	3–10 gr.	0.2–0.6	*Hexamethylene-tetramin tannin.* Astringent.
Tar			See *Pix liquida.*
Taraxacum, *i*	½–2 dr.	2.0–8.0	*Dandelion.* Simple bitter stomachic.
extractum	5–20 gr.	0.3–1.3	
fluidextractum	½–2 fl.dr.	2.0–8.0	
Tartar emetic			See *Antimonii et potassii tartras,* under *Antimonium.*
Terebenum, *i*	5–15 min.	0.3–1.0	*Terebene.* A product of the action of sulphuric acid on oil of turpentine. Expectorant and stimulant diuretic.
Terebinthina, *æ,* chia	5–10 gr.	0.3–0.6	*Chian turpentine.* Recommended for cancer.
linimentum	Externally		
oleum			*Turpentine.* Expectorant, diuretic, vermifuge, antiseptic.
rectificatus	5–240 min.	0.3–15.0	
Terpini hydras	2–15 gr.	0.13–1.0	*Terpin hydrate.* Derivative of oil of turpentine. Expectorant and diuretic.
Terpinol	2–5 min.	0.13–0.3	A product of the action of sulphuric acid on terpin. Expectorant and diuretic.
Tetramethylthioninæ chloridum			See *Methylene-blue.*
Tetronal	10–20 gr.	0.6–1.3	*Tetronal.* Somnifacient.
Thallii acetas	1–3 gr.	0.06–0.2	*Thallin acetate.* Recommended for night-sweats.
Thallinæ sulphas	3–5 gr.	0.2–0.3	*Thallin sulphate.* Antipyretic, antiseptic.
Thapsia, *æ*	Externally		*Thapsia.* Rubefacient.
Thein			See *Caffeina.*
Theobroma, *atis*			*Cacao, chocolate.*
oleum			*Cacao-butter.* Emollient.
Theobromina, *æ*	5–10 gr.	0.3–0.6	*Alkaloid of cacao, dimethylxanthin.* Active diuretic.
sodii salicylas	5–15 gr.	0.3–1.0	*Diuretin.* Active diuretic.
sodiosodic acetate	5–15 gr.	0.3–1.0	*Agurin.* Active diuretic.
Theocin	3–6 gr.	0.2–0.4	*Synthetic theophyllin.*
Theophyllin	3–6 gr.	0.2–0.4	An alkaloid from tea and coffee. Diuretic.
Thermodin	5–15 gr.	0.3–1.0	A urethan derivative. Antipyretic.
Thigenol	3–10 gr.	0.2–0.6	Sodium salt of sulphonic acid. Resolvent, antipruritic.
Thiocol	5–20 gr.	0.3–1.3	*Potassium guaiacol sulphonate.* Expectorant, antiseptic. Recommended for tuberculosis.
Thioform			*Basic bismuth dithiosalicylate.* Substitute for iodoform.
Thiosinamin	½–1½ gr.	0.03–0.1	A derivative of *volatile oil of mustard.* Recommended to hasten absorption, cicatrices, and fibrous overgrowths Used locally and internally.

POSOLOGIC AND THERAPEUTIC TABLE—(*Continued*)

Medicines.	Dose for Adult.	Gm. or C.c.	Action and Uses.
Thorium, *ii*	.....	.....	Salts of this metal, which possess considerable radio-activity, have been recommended in ointment for various skin diseases.
Thoroughwort	.....	.....	See *Eupatorium*.
Thuja occidentalis	½–1 dr.	1.0–4.0	*Arbor vitæ*. Alterative.
Thymol, *is*	1–30 gr.	0.06–2.0	Crystalline body from oil of thyme. Antiseptic vermifuge.
iodidum	.....	.....	See *Aristol*.
Thymus gland, desiccated	5–10 gr.	0.2–0.6	Recommended in exophthalmic goiter and states of defective nutrition.
Thyroid glands	.....	.....	See *Glandulæ thyroideæ siccæ*.
Tolutanum balsamum	5–30 gr.	0.3–2.0	*Balsam of tolu*. Expectorant.
Tolutanus syrupus	1–4 fl.dr.	4.0–16.0	
Tolypyrin	5–20 gr.	0.3–1.3	*Tolyantipyrin*. Antipyretic, antineuralgic.
Tragacantha, *æ*	2–10 gr.	0.13–0.6	*Tragacanth*. Demulcent.
Traumaticin	Externally	.....	*Solution of gutta-percha*.
Tribromphenol	½–2 gr.	0.03–0.13	*Bromol*. Intestinal antiseptic.
Tricresol	Externally	.....	Mixture of cresols. Surgical antiseptic (0.5 to 2 per cent. solution).
Trimethylamin solution	15–45 min.	1.0–3.0	*Propylamin solution* (10 per cent.). Antirheumatic.
Triferrin	5 gr.	0.3	*Iron paranucleinate*. Hematinic, tonic.
Trinitrin	.....	.....	See *Glycerylis nitras*.
Trional	.....	.....	See *Sulphonethylmethanum*.
Trioxymethylene	.....	.....	See *Paraform*.
Triphenenin	5–10 gr.	0.3–0.6	A paraphenetidin derivative allied to phenacetin.
Triticum, *i*	1–2 dr.	4.0–8.0	*Dog* or *couch-grass*. Diuretic.
fluidextractum	1–2 fl.dr.	4.0–8.0	
Tropacocainæ hydrochloras	Locally	.....	A derivative of *tropin*. Less poisonous than cocain. Local anesthetic (3 to 10 per cent. solution).
Trypsin	5–20 gr.	0.3–1.3	A ferment of the pancreas which converts albumin into peptone. Digestant. Locally, in cancer.
Tuberculin bacillen emulsion	.....	$\frac{1}{10,000}$–1000 mg.	"B. E." contains 5 mg. of pulverized dried bacilli in each cubic centimeter. Injections of tuberculin should be made at intervals of from three to six days, the dose being very gradually increased from the minimum to the maximum, reactions being carefully avoided.
new	.....	$\frac{1}{1000}$–20 mg.	TR. A liquid containing 2 mg. of solid substance (triturated bacilli) per cubic centimeter.
old	.....	$\frac{1}{1000}$–1000 mg.	TO. Soluble products of tubercle bacilli in glycerin. Specific remedy for tuberculosis.
Turpentine	.....	.....	See *Terebinthina*.
Turpeth mineral	.....	.....	See *Hydrargyri subsulphas*.
Tussilago, *inis*	½–1 dr.	2.0–4.0	*Coltsfoot*. Expectorant, demulcent.
fluidextractum	½–1 fl.dr.	2.0–4.0	
Ulmus, *i*	ad lib.	.....	*Slippery-elm bark*. Demulcent. In irritation of urinary and respiratory passages.
mucilago	ad lib.	.....	
Unguentum Credé	.....	.....	See *Collargol*.
Uranii nitras	½–3 gr.	0.03–0.2	*Uranium nitrate*. Recommended in diabetes.
Urea	10–20 gr.	0.6–1.3	*Carbamid*. Diuretic; also recommended in tuberculosis.
quinin	5–15 gr.	0.3–1.0	*Quinin hydrochlorocarbamidum*. Antiperiodic. Used hypodermically.
Urethan	10–60 gr.	0.6–4.0	*Ethyl carbamate*. Somnifacient.
Urotropin	.....	.....	See *Hexamethylenamina*.
Ursal	10–30 gr.	0.6–2.0	Combination of urea and salicylic acid. Gout, rheumatism.
Ustilago, *inis*, maydis, *is*	½–1 dr.	1.0–4.0	*Corn smut, corn ergot*. Action like that of ergot.
fluidextractum	½–1 fl.dr.	2.0–4.0	
Uva, *æ*, ursi	½–1 dr.	1.0–4.0	*Bearberry leaves*. Stimulant diuretic in chronic inflammation of urinary tract.
extractum	5–15 gr.	0.3–1.0	
fluidextractum	½–1 fl.dr.	1.0–4.0	
infusum	1–2 fl.oz.	30.0–60.0	
Valeriana, *æ*	½–1 dr.	1.0–4.0	*Valerian*. Nerve sedative.
extractum	5–10 gr.	0.3–0.6	
fluidextractum	15–60 min.	1.0–4.0	

POSOLOGIC AND THERAPEUTIC TABLE—(*Continued*)

Medicines.	Dose for Adult.	Gm. or C.c.	Action and Uses.
Valeriana tinctura	½–2 fl.dr.	2.0–8.0	
ammoniata	½–2 fl.dr.	2.0–8.0	
Validol	10–15 min.	0.6–1.0	*Menthol valerate.* Nerve sedative, carminative.
Valyl	4–8 min.	0.2–0.5	*Valeric acid, dimethylamin.* Nerve sedative, antineuralgic.
Vanilla, *æ*	5–20 gr.	0.3–1.3	*Vanilla.* Stimulant.
Vanillin	¼–½ gr.	0.016–0.03	
Vasogen	Externally	.....	*Oxygenated vaselin.* An emollient.
Veratrina, *æ*	1/40–1/30 gr.	0.0016–0.002	*Veratrin.* Mixture of alkaloids from sabadilla seeds. Cardiac depressant and local analgesic.
oleatum	Externally	.....	2 per cent.
unguentum	Externally	.....	4 per cent.
Veratrum, *i*	1–4 gr.	0.06–0.26	*Green* or *white hellebore* Cardiac depressant, acting like aconite.
fluidextractum	1–3 min.	0.06–0.2	
tinctura	5–15 min.	0.3–1.0	
Verbascum, *i*	¼–1 dr.	1.0–4.0	*Mullein.* Recommended in catarrh of respiratory and urinary passages.
Verdigris	⅛–½ gr.	0.008–0.03	*Copper subacetate.* Astringent. Internally, in chlorosis.
Veroform	Externally	.....	*Saponified solution of formaldehyd* (1–3 per cent. as disinfectant).
Viburnum, *i*, opulus	½–2 dr.	2.0–8.0	*Cramp-bark.* Antispasmodic and uterine sedative.
fluidextractum	½–2 fl.dr.	2.0–8.0	
prunifolium	½–2 dr.	2.0–8.0	*Black haw.* Antispasmodic, uterine sedative. Dysmenorrhea, ovarian irritation, threatened abortion.
extractum	3–10 gr.	0.2–0.6	
fluidextractum	½–2 fl dr.	2.0–8.0	
Vinegar	.....	.....	See *Acetum.*
Vinum, *i*	.....	.....	*Wine.*
album	.....	.....	*White wine* (8.5 to 15 per cent. by volume of alcohol).
antimonii	5–60 min.	0.3–4.0	*Wine of antimony.* Expectorant, emetic.
portense	....	..	*Port wine* (15 to 20 per cent. alcohol).
rubrum	.....	.....	*Red wine* (8.5 to 15 per cent. by volume of alcohol).
xericum	.....	.....	*Sherry wine* (15 to 20 per cent. alcohol).
Vioform	Externally	.....	A quinolin derivative. Substitute for iodoform.
Viola, *æ*	10–30 gr.	0.6–2.0	*Violet.* Recommended as an expectorant and as an alterative in cancer.
syrupus	1–2 fl.dr.	4.0–8.0	
Virginia snakeroot	. . .	.....	See *Serpentaria.*
Viscum album	. .	.....	*Mistletoe.* Emetic, purgative.
Vitriol, blue	... ..	.....	See *Cupri sulphatis.*
oil of	. ...	.....	See *Acid, sulphuric.*
white	... ...	.....	See *Zinci sulphas.*
Wahoo	... .	.....	See *Euonymus.*
Warburg's tincture	2–4 fl.dr.	8.0–16.0	*Tinctura antiperiodica.* Quinin with aloes, rhubarb, opium, and aromatics. Antimalarial and diaphoretic.
Wash, black	Externally	.....	*Lotio nigra.* Prepared from calomel and lime-water.
yellow	.....	.....	*Lotio flava.* Prepared from corrosive sublimate and lime-water.
Wax	.....	.....	See *Cera.*
Whisky	.....	.....	See *Spiritus frumenti.*
White hellebore	.....	.....	See *Veratrum.*
oak	... ..	.....	See *Quercus alba.*
precipitate	.....	.....	See *Hydrargyri ammoniatum.*
Wild cherry	.....	.....	See *Prunus virginianæ.*
sunflower	. ...	.....	See *Grindelia robusta.*
Wintergreen	.....	.....	See *Gaultheria.*
Witch-hazel	.....	.....	See *Hamamelis.*
Wolf'sbane	.....	.....	See *Aconitum.*
Wood oil	.....	.....	See *Balsamum gurjunæ.*
Wool-fat	.....	.....	See *Adeps lanæ.*
Wourara	... .	.....	See *Curare.*
Xanthoxylin	1–3 gr.	0.06–0.2	Resinoid (eclectic).
Xanthoxylum, *i*	10–30 gr.	0.6–2.0	*Prickly ash.* Alterative, diaphoretic, sialogogue, carminative. Externally, counterirritant.
extractum	3–10 gr.	0.2–0.6	
fluidextractum	10–30 min.	0.6–2.0	
Xeroform	3–45 gr.	0.2–3.0	*Bismuth tribromphenylate.* Internal and external antiseptic.
Xylol	5–15 min.	0.3–1.0	*Xylene, dimethylbenzene.* Antiseptic. Recommended in small-pox and respiratory diseases.

POSOLOGIC AND THERAPEUTIC TABLE—(*Continued*)

Medicines.	Dose for Adult.	Gm. or C.c.	Action and Uses.
Yeast	½–1 fl.oz.	15.0–30.0	*Fermentum.* Recommended in boils and other infections and in diabetes.
Yellow dock			See *Rumex.*
jasmin			See *Gelsemium.*
wash			See *Wash, yellow.*
Yerba santa			See *Eriodictyon.*
Yohimbinæ hydrochloridum	$\frac{1}{20}$–$\frac{1}{12}$ gr.	0.003–0.005	Alkaloid from *Yohimbehe bark.* Recommended as an aphrodisiac in sexual impotence, etc.
Zea, æ, maydis	½–2 dr.	2.0–8.0	*Corn silk.* Diuretic and sedative to urinary passages, cystitis, etc.
decoctum	1–2 fl.oz.	30.0–60.0	
fluidextractum	1–2 fl.dr.	4.0–8.0	
Zincum, *i*			*Zinc.* The acetate is an astringent. The carbonate and oxid are used as protectives. The chlorid is caustic. The sulphate in large doses is an emetic; in small doses, an astringent. In solution of 0.5 to 2 per cent. much used in local catarrhs. The phosphid acts like phosphorus. The stearate is a vulnerary and antiseptic dusting-powder. The sulphocarbolate is an antiseptic. The valerate is an antispasmodic.
acetas	1–2 gr.	0.06–0.13	
bromidum	3–10 gr.	0.2–0.6	
carbonas præcipitatus	Externally		
chloridum	Externally		
cyanidum	$\frac{1}{16}$–$\frac{1}{4}$ gr.	0.004–0.015	
hypophosphis	½–2 gr.	0.03–0.13	
iodidum	½–2 gr.	0.03–0.13	
oxidum	1–10 gr.	0.06–0.6	
phenolsulphonas	1–5 gr.	0.06–0.3	
phosphidum	$\frac{1}{20}$–$\frac{1}{4}$ gr.	0.003–0.015	
salicylas	1–5 gr.	0.06–0.3	
stearas	Externally		
sulphas	10–20 gr. emetic	0.6–1.3	
sulphocarbolas			See *Zincum phenolsulphonas.*
valeras	1–3 gr.	0.06–0.2	
Zingiber, *is*	5–20 gr.	0.3–1.3	*Ginger.* Aromatic carminative, flavoring agent.
fluidextractum	5–20 min.	0.3–1.3	
oleoresina	½–2 min.	0.03–0.13	
syrupus	½–2 fl.dr.	2.0–8.0	
tinctura	20–60 min.	1.3–4.0	